

DISC HARROW



PARTS CATALOG

SUNFLOWER®
1434 TANDEM DISC

ALPHABETICAL INDEX

The complete alphabetical index appears at the beginning of this publication. It is used to locate major groups, assemblies and components.

NUMERICAL INDEX

The numerical index of this publication follows the Alphabetical Index at the beginning of the publication and indicates at which grid location and page number a part number appears.

ILLUSTRATIONS

All illustrations are located on the left hand page with the text on the right. Except for some common hardware, all parts are identified with an item number which corresponds to the item column on the text page. This is followed by the parts number, quantity and description.

HARDWARE

Common hardware not identified such as bolts, nuts, cotter pins and lube fittings, are listed indented in the text beneath the item to which they attach or fit. Common hardware listed indented beneath an item is NOT included unless specified. Example: (Incl. BOLT, LOCKWASHER AND NUT).

ORDERING PARTS

Be sure to refer to both the text and the illustration to assure ordering the correct part.

RECOMMENDED DEALER STOCK

A recommended dealer stock listing appears at the end of this publication.



RECOMMENDED DEALER LIST

RECOMMENDED DEALER STOCK 121

SERVICE PARTS

CENTER LIFT ASSEMBLY (21' - 29') 21

CENTER LIFT ASSEMBLY (30' - 36') 23

DECAL PLACEMENT 117

DISC GANG ASSEMBLY 41

EIGHT BOLT HUB ASSEMBLY 29

GAUGE WHEEL ASSEMBLY 39

HYDRAULIC SELF LEVELER ASSEMBLY 33

HYDRAULIC SELF LEVELER HYDRAULICS 35

LIGHT KIT ASSEMBLY 111

LIGHT KIT MOUNTING 109

REAR TOW HITCH ASSEMBLY WITH BALL JOINT 113

REAR TOW HITCH ASSEMBLY WITH HITCH SLIDE & BALL JOINT 115

RIGID SCRAPER ASSEMBLY W/C-FLEX MOUNT 45

SAFETY SIGN PLACEMENT 119

SIX BOLT HUB ASSEMBLY 27

STANDARD SELF LEVELER ASSEMBLY 31

STROKE CONTROL ASSEMBLY 37

TONGUE ASSEMBLY 19

TRUNNION BEARING ASSEMBLY 43

WING LIFT ASSEMBLY (23' - 36') 25

21' & 23' CENTER FRAME ASSEMBLY 7

21' & 23' CENTER FRAME LIFT HYDRAULICS 61

21' & 23' FOLD HYDRAULICS 95

21' & 23' LEFT WING LIFT HYDRAULICS 63

21' & 23' RIGHT WING LIFT HYDRAULICS 65

21' & 23' WING FRAME ASSEMBLY 13

21' DISC GANG PLACEMENT 47

23' DISC GANG PLACEMENT 49

26' & 29' CENTER FRAME ASSEMBLY 9

26' & 29' CENTER FRAME LIFT HYDRAULICS 75

26' & 29' FOLD HYDRAULICS 97

26' & 29' LEFT WING LIFT HYDRAULICS 77

26' & 29' RIGHT WING LIFT HYDRAULICS 79

26' & 29' WING FRAME ASSEMBLY 15

26' DISC GANG PLACEMENT 51

29' DISC GANG PLACEMENT 53

3 1/2" X 10" CYLINDER (10816R) VERSION 2, 5/06/03 & LATER 69

3 1/2" X 10" CYLINDER (4432R) VERSION 1, PRIOR TO 5/06/03 67

3 1/4" X 10" CYLINDER 10817R (VERSION 2, 4/09/03 & LATER) 73

3 1/4" X 10" CYLINDER 4433R (VERSION 1, PRIOR TO 4/09/03) 71

3 3/4" X 10" CYLINDER 10815R (VERSION 2, 4/09/03 & LATER) 89

3 3/4" X 10" CYLINDER 4431R (VERSION 1, PRIOR TO 4/09/03) 87

3" X 30" CYLINDER 10857R (VERSION 2, 11/11/03 & LATER) 103

3" X 30" CYLINDER 4404 (VERSION 1, PRIOR TO 11/11/03) 101

30' DISC GANG PLACEMENT 55

30', 33', & 36' CENTER FRAME ASSEMBLY 11

30', 33', & 36' CENTER FRAME LIFT HYDRAULICS 81

30', 33', & 36' FOLD HYDRAULICS 99

30', 33', & 36' LEFT WING LIFT HYDRAULICS 83

30', 33', & 36' RIGHT WING LIFT HYDRAULICS 85

30', 33', & 36' WING FRAME ASSEMBLY 17

33' DISC GANG PLACEMENT 57

36' DISC GANG PLACEMENT 59

4" X 10" CYLINDER (10814R) VERSION 2, 6/23/03 & LATER 93

4" X 10" CYLINDER (4430R) VERSION 1, PRIOR TO 6/23/03 91

4" X 30" CYLINDER 10812R (VERSION 2, 4/17/03 & LATER) 107

SERVICE PARTS (CONTINUED)

4" X 30" CYLINDER 4403R (VERSION 1, PRIOR TO 4/17/03) 105

**IV
INDEX**

1434 TANDEM DISC

Part No.	Page	Grid	Part No.	Page	Grid	Part No.	Page	Grid	Part No.	Page	Grid
SNFK150052	19	1-B 7	SN12466R	39	1-B 9	SN1876	31	1-B 9	SN2487	35	1-B 9
SNFK150173	15	1-B 7	SN12775	61	1-B 12	SN1876	33	1-B 9	SN2487	97	1-B 15
SNFK150173	17	1-B 7	SN12775	75	1-B 13	SN1880	31	1-B 9	SN2487	99	1-B 15
SNHEN3410	37	1-B 9	SN12775	81	1-B 14	SN1880	33	1-B 9	SN2521	11	1-B 7
SN10034	39	1-B 9	SN1282	39	1-B 9	SN1891	9	1-B 6	SN2525	21	1-B 8
SN10082	21	1-B 8	SN1283	19	1-B 7	SN1891	11	1-B 7	SN2525	23	1-B 8
SN10083	21	1-B 8	SN1283	21	1-B 8	SN1891	15	1-B 7	SN2526	21	1-B 8
SN10084	23	1-B 8	SN1283	23	1-B 8	SN1891	17	1-B 7	SN2526	23	1-B 8
SN10085	23	1-B 8	SN1283	31	1-B 9	SN1935	27	1-B 8	SN2527	21	1-B 8
SN10351	31	1-B 9	SN1283	33	1-B 9	SN1935	121	1-B 18	SN2527	23	1-B 8
SN10352	31	1-B 9	SN1283	39	1-B 9	SN1936	27	1-B 8	SN2555	19	1-B 7
SN1036	13	1-B 7	SN1300	19	1-B 7	SN1936	121	1-B 18	SN2560	19	1-B 7
SN1036	15	1-B 7	SN1305	31	1-B 9	SN1937	27	1-B 8	SN2561	19	1-B 7
SN1036	17	1-B 7	SN1305	33	1-B 9	SN1944	27	1-B 8	SN2566	7	1-B 6
SN1040	7	1-B 6	SN140	37	1-B 9	SN1964N	47	1-B 10	SN2566	9	1-B 6
SN1040	9	1-B 6	SN1484	11	1-B 7	SN1964N	49	1-B 10	SN2566	11	1-B 7
SN1040	11	1-B 7	SN1507	33	1-B 9	SN1964N	51	1-B 11	SN2566	121	1-B 18
SN1040	13	1-B 7	SN155	39	1-B 9	SN1964N	53	1-B 11	SN2568	7	1-B 6
SN1040	15	1-B 7	SN1602	39	1-B 9	SN1964N	55	1-B 11	SN2568	9	1-B 6
SN1040	17	1-B 7	SN1602	121	1-B 18	SN1964N	57	1-B 11	SN2568	11	1-B 7
SN1040	21	1-B 8	SN1603	39	1-B 9	SN1964N	59	1-B 11	SN2569	29	1-B 8
SN1040	23	1-B 8	SN1603	121	1-B 18	SN1978	33	1-B 9	SN2570	13	1-B 7
SN1040	25	1-B 8	SN1604	39	1-B 9	SN1978	39	1-B 9	SN2570	15	1-B 7
SN1040	31	1-B 9	SN1604	121	1-B 18	SN198	113	1-B 17	SN2570	17	1-B 7
SN1040	33	1-B 9	SN1605	27	1-B 8	SN198	115	1-B 17	SN2585	27	1-B 8
SN1040	41	1-B 10	SN1605	29	1-B 8	SN198	123	1-B 18	SN2585	39	1-B 9
SN1040	45	1-B 10	SN1605	39	1-B 9	SN2036	39	1-B 9	SN2587	111	1-B 17
SN1040	113	1-B 17	SN1605	121	1-B 18	SN2036	41	1-B 10	SN2686N	47	1-B 10
SN1040	115	1-B 17	SN1606	27	1-B 8	SN2036	121	1-B 18	SN2686N	49	1-B 10
SN105	115	1-B 17	SN1606	29	1-B 8	SN2037	41	1-B 10	SN2686N	51	1-B 11
SN106	7	1-B 6	SN1606	39	1-B 9	SN2073	31	1-B 9	SN2686N	53	1-B 11
SN106	9	1-B 6	SN1606	121	1-B 18	SN2073	33	1-B 9	SN2686N	55	1-B 11
SN106	11	1-B 7	SN1609	19	1-B 7	SN2079	13	1-B 7	SN2686N	57	1-B 11
SN106	13	1-B 7	SN1609	31	1-B 9	SN2079	15	1-B 7	SN2686N	59	1-B 11
SN106	15	1-B 7	SN1609	33	1-B 9	SN2079	17	1-B 7	SN2723B	41	1-B 10
SN106	17	1-B 7	SN1609	39	1-B 9	SN2079	21	1-B 8	SN2750	109	1-B 16
SN106	21	1-B 8	SN1609	115	1-B 17	SN2079	23	1-B 8	SN2755	31	1-B 9
SN106	23	1-B 8	SN1610	27	1-B 8	SN2079	63	1-B 12	SN2755	33	1-B 9
SN106	25	1-B 8	SN1610	29	1-B 8	SN2079	65	1-B 12	SN2756	39	1-B 9
SN106	31	1-B 9	SN1610	39	1-B 9	SN2079	77	1-B 13	SN2756	41	1-B 10
SN106	33	1-B 9	SN1610	121	1-B 18	SN2079	79	1-B 13	SN2756	121	1-B 18
SN106	41	1-B 10	SN1611	39	1-B 9	SN2079	83	1-B 14	SN2799	39	1-B 9
SN106	113	1-B 17	SN1611	123	1-B 18	SN2079	85	1-B 14	SN2801	39	1-B 9
SN106	115	1-B 17	SN1611-1	39	1-B 9	SN2094	13	1-B 7	SN2816	41	1-B 10
SN108	39	1-B 9	SN1611-1	123	1-B 18	SN2096	33	1-B 9	SN2992	21	1-B 8
SN108	41	1-B 10	SN1678	15	1-B 7	SN2098-1	21	1-B 8	SN2992	23	1-B 8
SN10812	95	1-B 15	SN1678	17	1-B 7	SN2098-5	21	1-B 8	SN2992	25	1-B 8
SN10812	97	1-B 15	SN1678	31	1-B 9	SN2098-6	27	1-B 8	SN2997	47	1-B 10
SN10812	99	1-B 15	SN1678	33	1-B 9	SN2194	41	1-B 10	SN2997	49	1-B 10
SN10814	75	1-B 13	SN1723	19	1-B 7	SN2378-2	19	1-B 7	SN2997	51	1-B 11
SN10814	81	1-B 14	SN175	45	1-B 10	SN2378-2	121	1-B 18	SN2997	53	1-B 11
SN10815	77	1-B 13	SN175	61	1-B 12	SN2390	39	1-B 9	SN2997	57	1-B 11
SN10815	79	1-B 13	SN175	63	1-B 12	SN2391	39	1-B 9	SN2997	59	1-B 11
SN10815	83	1-B 14	SN175	65	1-B 12	SN2392	39	1-B 9	SN3001	47	1-B 10
SN10815	85	1-B 14	SN175	75	1-B 13	SN2425	61	1-B 12	SN3001	49	1-B 10
SN10816	61	1-B 12	SN175	77	1-B 13	SN2425	75	1-B 13	SN3001	51	1-B 11
SN10817	63	1-B 12	SN175	79	1-B 13	SN2425	81	1-B 14	SN3001	53	1-B 11
SN10817	65	1-B 12	SN175	81	1-B 14	SN2426	61	1-B 12	SN3001	57	1-B 11
SN10857	95	1-B 15	SN175	83	1-B 14	SN2426	75	1-B 13	SN302	27	1-B 8
SN109	39	1-B 9	SN175	85	1-B 14	SN2426	81	1-B 14	SN302	29	1-B 8
SN110	19	1-B 7	SN175	99	1-B 15	SN2426	95	1-B 15	SN302	31	1-B 9
SN110	31	1-B 9	SN1753	31	1-B 9	SN2426	97	1-B 15	SN302	39	1-B 9
SN110	33	1-B 9	SN1753	33	1-B 9	SN2426	99	1-B 15	SN303	27	1-B 8
SN110	39	1-B 9	SN176	95	1-B 15	SN2429	95	1-B 15	SN303	29	1-B 8
SN112	33	1-B 9	SN176	97	1-B 15	SN2429	97	1-B 15	SN303	31	1-B 9
SN12002	33	1-B 9	SN176	99	1-B 15	SN2429	99	1-B 15	SN303	39	1-B 9
SN1220	21	1-B 8	SN1799	39	1-B 9	SN245	13	1-B 7	SN3058	27	1-B 8
SN1220	23	1-B 8	SN1799	121	1-B 18	SN245	15	1-B 7	SN3061	21	1-B 8
SN1220	25	1-B 8	SN1817	37	1-B 9	SN245	17	1-B 7	SN3061	23	1-B 8
SN12268	7	1-B 6	SN1823	45	1-B 10	SN245	21	1-B 8	SN3061	25	1-B 8
SN12268	9	1-B 6	SN1849	21	1-B 8	SN245	23	1-B 8	SN3061	123	1-B 18
SN12268	11	1-B 7	SN1849	23	1-B 8	SN245	25	1-B 8	SN3062	21	1-B 8
SN12372	7	1-B 6	SN1875	31	1-B 9	SN245	31	1-B 9	SN3062	23	1-B 8
SN12372	9	1-B 6	SN1875	33	1-B 9	SN245	33	1-B 9	SN3062	25	1-B 8
SN12372	11	1-B 7	SN1875	123	1-B 18	SN245	95	1-B 15	SN3062	123	1-B 18

1434 TANDEM DISC

V
INDEX

Part No.	Page	Grid	Part No.	Page	Grid	Part No.	Page	Grid	Part No.	Page	Grid
SN3063	21	1-B 8	SN3365	121	1-B 18	SN4042002	97	1-B 15	SN4454	65	1-B 12
SN3063	23	1-B 8	SN3366	115	1-B 17	SN4048002	61	1-B 12	SN4454	75	1-B 13
SN3063	25	1-B 8	SN3366	121	1-B 18	SN4048002	75	1-B 13	SN4454	77	1-B 13
SN3063	123	1-B 18	SN3367	115	1-B 17	SN4056002	81	1-B 14	SN4454	79	1-B 13
SN3066	21	1-B 8	SN3371	37	1-B 9	SN4075002	97	1-B 15	SN4454	81	1-B 14
SN3066	23	1-B 8	SN3567	19	1-B 7	SN4075002	99	1-B 15	SN4454	83	1-B 14
SN3066	25	1-B 8	SN3567	35	1-B 9	SN4084002	61	1-B 12	SN4454	85	1-B 14
SN3066	27	1-B 8	SN3567	45	1-B 10	SN4084002	63	1-B 12	SN4454	95	1-B 15
SN3066	29	1-B 8	SN3567	61	1-B 12	SN4084002	65	1-B 12	SN4455	95	1-B 15
SN3090	41	1-B 10	SN3567	63	1-B 12	SN4090002	61	1-B 12	SN4455	97	1-B 15
SN3091	43	1-B 10	SN3567	65	1-B 12	SN4100002	99	1-B 15	SN4455	99	1-B 15
SN3094	43	1-B 10	SN3567	75	1-B 13	SN4102002	75	1-B 13	SN4457	81	1-B 14
SN3095	41	1-B 10	SN3567	77	1-B 13	SN4102002	77	1-B 13	SN4458	61	1-B 12
SN3108	41	1-B 10	SN3567	79	1-B 13	SN4102002	79	1-B 13	SN4458	67	1-B 12
SN3117	27	1-B 8	SN3567	81	1-B 14	SN4102002	99	1-B 15	SN4458	69	1-B 12
SN3117	29	1-B 8	SN3567	83	1-B 14	SN4114002	61	1-B 12	SN4458	71	1-B 13
SN3117	123	1-B 18	SN3567	85	1-B 14	SN4114002	65	1-B 12	SN4458	73	1-B 13
SN3118	27	1-B 8	SN3567	99	1-B 15	SN4117002	81	1-B 14	SN4458	75	1-B 13
SN3118	29	1-B 8	SN3571	33	1-B 9	SN4117002	83	1-B 14	SN4458	81	1-B 14
SN3118	123	1-B 18	SN3577	27	1-B 8	SN4117002	85	1-B 14	SN4458	87	1-B 14
SN3164	31	1-B 9	SN3577	29	1-B 8	SN4118002	75	1-B 13	SN4458	89	1-B 14
SN3164	33	1-B 9	SN3580	27	1-B 8	SN4118002	77	1-B 13	SN4458	91	1-B 15
SN3164	61	1-B 12	SN3581	27	1-B 8	SN4118002	79	1-B 13	SN4458	93	1-B 15
SN3164	63	1-B 12	SN3587	27	1-B 8	SN4120002	61	1-B 12	SN4458	101	1-B 16
SN3164	65	1-B 12	SN3669	23	1-B 8	SN4120002	65	1-B 12	SN4458	103	1-B 16
SN3164	75	1-B 13	SN3669	25	1-B 8	SN4128002	99	1-B 15	SN4458	105	1-B 16
SN3164	77	1-B 13	SN3683	29	1-B 8	SN4132002	61	1-B 12	SN4458	107	1-B 16
SN3164	81	1-B 14	SN3683	121	1-B 18	SN4132002	63	1-B 12	SN4463	81	1-B 14
SN3164	83	1-B 14	SN3684	29	1-B 8	SN4132002	75	1-B 13	SN4464	61	1-B 12
SN3164	85	1-B 14	SN3684	121	1-B 18	SN4132002	79	1-B 13	SN4464	75	1-B 13
SN3164	95	1-B 15	SN3685	29	1-B 8	SN4132002	81	1-B 14	SN4465	99	1-B 15
SN3164	97	1-B 15	SN3686	29	1-B 8	SN4132002	83	1-B 14	SN4472	95	1-B 15
SN3164	99	1-B 15	SN3687	29	1-B 8	SN4132002	85	1-B 14	SN4484	61	1-B 12
SN3253	35	1-B 9	SN3687	121	1-B 18	SN4136002	61	1-B 12	SN4484	75	1-B 13
SN3253	61	1-B 12	SN3688Y	29	1-B 8	SN4136002	63	1-B 12	SN4484	81	1-B 14
SN3253	75	1-B 13	SN3723	37	1-B 9	SN4141011	35	1-B 9	SN4623	13	1-B 7
SN3253	81	1-B 14	SN3724	37	1-B 9	SN4148002	75	1-B 13	SN4623	15	1-B 7
SN3253	95	1-B 15	SN3750	7	1-B 6	SN4148002	77	1-B 13	SN4623	17	1-B 7
SN3253	97	1-B 15	SN3750	9	1-B 6	SN4148002	79	1-B 13	SN4623	63	1-B 12
SN3253	99	1-B 15	SN3750	11	1-B 7	SN4162002	81	1-B 14	SN4623	65	1-B 12
SN3270N	47	1-B 10	SN3765	7	1-B 6	SN4162002	83	1-B 14	SN4623	77	1-B 13
SN3270N	49	1-B 10	SN3765	9	1-B 6	SN4162002	85	1-B 14	SN4623	79	1-B 13
SN3270N	51	1-B 11	SN3765	11	1-B 7	SN4164002	75	1-B 13	SN4623	83	1-B 14
SN3270N	53	1-B 11	SN3880	31	1-B 9	SN4164002	77	1-B 13	SN4623	85	1-B 14
SN3270N	55	1-B 11	SN3880	33	1-B 9	SN4177002	81	1-B 14	SN4700	113	1-B 17
SN3270N	57	1-B 11	SN3880	45	1-B 10	SN4177002	83	1-B 14	SN4732	37	1-B 9
SN3270N	59	1-B 11	SN3881	7	1-B 6	SN4177002	85	1-B 14	SN4740	115	1-B 17
SN3271N	47	1-B 10	SN3881	9	1-B 6	SN4189005	61	1-B 12	SN486	33	1-B 9
SN3271N	49	1-B 10	SN3881	11	1-B 7	SN4189005	75	1-B 13	SN486	37	1-B 9
SN3271N	51	1-B 11	SN3881	31	1-B 9	SN4216002	99	1-B 15	SN486	45	1-B 10
SN3271N	53	1-B 11	SN3881	33	1-B 9	SN4216005	81	1-B 14	SN4924	43	1-B 10
SN3271N	55	1-B 11	SN3881	45	1-B 10	SN4228005	61	1-B 12	SN4944	37	1-B 9
SN3271N	57	1-B 11	SN3881	109	1-B 16	SN4228005	75	1-B 13	SN4944	121	1-B 18
SN3271N	59	1-B 11	SN3938	9	1-B 6	SN4243005	81	1-B 14	SN506	7	1-B 6
SN3299	27	1-B 8	SN3938	11	1-B 7	SN4246002	97	1-B 15	SN506	9	1-B 6
SN3299	121	1-B 18	SN3938	13	1-B 7	SN4282002	95	1-B 15	SN506	11	1-B 7
SN330	45	1-B 10	SN3938	15	1-B 7	SN4403R	95	1-B 15	SN5251	31	1-B 9
SN3300	27	1-B 8	SN3938	17	1-B 7	SN4403R	97	1-B 15	SN5251	33	1-B 9
SN3300	121	1-B 18	SN3951	55	1-B 11	SN4403R	99	1-B 15	SN5251	95	1-B 15
SN3301	27	1-B 8	SN3951	57	1-B 11	SN4404	95	1-B 15	SN5251	99	1-B 15
SN3301	29	1-B 8	SN3951	59	1-B 11	SN4430R	75	1-B 13	SN5302	19	1-B 7
SN3301	121	1-B 18	SN3954	49	1-B 10	SN4430R	81	1-B 14	SN5302	45	1-B 10
SN3302	27	1-B 8	SN3954	51	1-B 11	SN4431R	77	1-B 13	SN5302	61	1-B 12
SN3302	29	1-B 8	SN3954	55	1-B 11	SN4431R	79	1-B 13	SN5302	63	1-B 12
SN3302	39	1-B 9	SN3984	95	1-B 15	SN4431R	83	1-B 14	SN5302	65	1-B 12
SN3302	121	1-B 18	SN4024002	61	1-B 12	SN4431R	85	1-B 14	SN5302	75	1-B 13
SN3303	27	1-B 8	SN4024002	75	1-B 13	SN4432R	61	1-B 12	SN5302	77	1-B 13
SN3303	29	1-B 8	SN4024002	95	1-B 15	SN4433R	63	1-B 12	SN5302	79	1-B 13
SN3303	39	1-B 9	SN4027002	61	1-B 12	SN4433R	65	1-B 12	SN5302	81	1-B 14
SN3303	121	1-B 18	SN4027002	75	1-B 13	SN4450	61	1-B 12	SN5302	83	1-B 14
SN3309	39	1-B 9	SN4030002	81	1-B 14	SN4450	75	1-B 13	SN5302	85	1-B 14
SN3309	121	1-B 18	SN4032002	95	1-B 15	SN4450	81	1-B 14	SN5302	95	1-B 15
SN3363	115	1-B 17	SN4040002	95	1-B 15	SN4451	95	1-B 15	SN5302	97	1-B 15
SN3364	115	1-B 17	SN4040011	35	1-B 9	SN4454	61	1-B 12	SN5302	99	1-B 15
SN3365	115	1-B 17	SN4042002	81	1-B 14	SN4454	63	1-B 12	SN5339	61	1-B 12

**VI
INDEX**

1434 TANDEM DISC

Part No.	Page	Grid	Part No.	Page	Grid	Part No.	Page	Grid	Part No.	Page	Grid
SN5339	63	1-B 12	SN6050	17	1-B 7	SN6732	45	1-B 10	SN7924	19	1-B 7
SN5339	65	1-B 12	SN6051	9	1-B 6	SN6733	45	1-B 10	SN7941	31	1-B 9
SN5339	75	1-B 13	SN6051	11	1-B 7	SN6733	121	1-B 18	SN7941	33	1-B 9
SN5339	77	1-B 13	SN6053	17	1-B 7	SN6734	45	1-B 10	SN7947	19	1-B 7
SN5339	79	1-B 13	SN6074	31	1-B 9	SN6734	121	1-B 18	SN7948	19	1-B 7
SN5339	81	1-B 14	SN6076	31	1-B 9	SN6735	35	1-B 9	SN7949	19	1-B 7
SN5339	83	1-B 14	SN6076	33	1-B 9	SN6737	35	1-B 9	SN7960	19	1-B 7
SN5339	85	1-B 14	SN6078	31	1-B 9	SN6737	121	1-B 18	SN8273-1	107	1-B 16
SN5339	95	1-B 15	SN6078	33	1-B 9	SN6773	45	1-B 10	SN8602-1	107	1-B 16
SN5339	97	1-B 15	SN6095	45	1-B 10	SN6773	123	1-B 18	SN8610-1	67	1-B 12
SN5339	99	1-B 15	SN6099	45	1-B 10	SN6864	21	1-B 8	SN8610-1	69	1-B 12
SN5530	21	1-B 8	SN6101	45	1-B 10	SN6864	23	1-B 8	SN8610-1	71	1-B 13
SN5530	23	1-B 8	SN6102	37	1-B 9	SN6913	109	1-B 16	SN8610-1	73	1-B 13
SN5555	29	1-B 8	SN6102	113	1-B 17	SN6913	123	1-B 18	SN8610-1	87	1-B 14
SN5558	47	1-B 10	SN6102	115	1-B 17	SN6913	123	1-B 18	SN8610-1	89	1-B 14
SN5558	49	1-B 10	SN6102	123	1-B 18	SN6930	37	1-B 9	SN8610-1	91	1-B 15
SN5558	51	1-B 11	SN6103	45	1-B 10	SN6933	19	1-B 7	SN8610-1	93	1-B 15
SN5558	53	1-B 11	SN6103	121	1-B 18	SN6935	35	1-B 9	SN8612-1	107	1-B 16
SN5558	57	1-B 11	SN6119	21	1-B 8	SN7001	7	1-B 6	SN8612-1	121	1-B 18
SN5558	59	1-B 11	SN6119	25	1-B 8	SN7001	9	1-B 6	SN8613-1	73	1-B 13
SN5578	29	1-B 8	SN6120	31	1-B 9	SN7001	11	1-B 7	SN8614-10	73	1-B 13
SN5831	39	1-B 9	SN6121	21	1-B 8	SN7001	121	1-B 18	SN8615-1	101	1-B 16
SN5838	109	1-B 16	SN6121	25	1-B 8	SN7139	45	1-B 10	SN8615-1	105	1-B 16
SN5838	111	1-B 17	SN6147	41	1-B 10	SN7140	45	1-B 10	SN8616-1	103	1-B 16
SN5844	111	1-B 17	SN6148	41	1-B 10	SN7141	45	1-B 10	SN8616-1	107	1-B 16
SN5844	121	1-B 18	SN6150	25	1-B 8	SN7142	45	1-B 10	SN8631-1	67	1-B 12
SN5845	111	1-B 17	SN6165	37	1-B 9	SN7143	45	1-B 10	SN8631-1	69	1-B 12
SN5845	121	1-B 18	SN6167	25	1-B 8	SN7144	45	1-B 10	SN8631-1	71	1-B 13
SN5846	111	1-B 17	SN6173	19	1-B 7	SN7145	45	1-B 10	SN8631-1	73	1-B 13
SN5846	121	1-B 18	SN6177	35	1-B 9	SN7146	45	1-B 10	SN8631-1	87	1-B 14
SN5847	111	1-B 17	SN6272	41	1-B 10	SN7147	45	1-B 10	SN8631-1	89	1-B 14
SN5847	121	1-B 18	SN6272	123	1-B 18	SN7148	45	1-B 10	SN8631-1	91	1-B 15
SN5848	111	1-B 17	SN6280	31	1-B 9	SN7149	45	1-B 10	SN8631-1	93	1-B 15
SN5848	121	1-B 18	SN6282	31	1-B 9	SN7150	45	1-B 10	SN8631-1	101	1-B 16
SN5849	111	1-B 17	SN6298	39	1-B 9	SN7151	45	1-B 10	SN8631-1	103	1-B 16
SN5849	121	1-B 18	SN6305	11	1-B 7	SN7154	45	1-B 10	SN8631-1	105	1-B 16
SN5857	111	1-B 17	SN6305	13	1-B 7	SN7155	45	1-B 10	SN8631-1	107	1-B 16
SN5857	121	1-B 18	SN6305	15	1-B 7	SN7174	45	1-B 10	SN8636-1	37	1-B 9
SN5975	41	1-B 10	SN6305	17	1-B 7	SN7175	45	1-B 10	SN8653-1	93	1-B 15
SN5976	41	1-B 10	SN6306	7	1-B 6	SN7206	45	1-B 10	SN8654-1	89	1-B 14
SN5980	41	1-B 10	SN6306	9	1-B 6	SN7209	45	1-B 10	SN8654-1	93	1-B 15
SN5982	47	1-B 10	SN6306	11	1-B 7	SN7260	45	1-B 10	SN8655-1	89	1-B 14
SN5982	49	1-B 10	SN6307	41	1-B 10	SN7317	23	1-B 8	SN8656-10	89	1-B 14
SN5982	51	1-B 11	SN6307	45	1-B 10	SN7317	25	1-B 8	SN8657-10	69	1-B 12
SN5982	53	1-B 11	SN6308	113	1-B 17	SN7325	21	1-B 8	SN8658-1	69	1-B 12
SN5982	57	1-B 11	SN6309	115	1-B 17	SN7325	23	1-B 8	SN8658-1	73	1-B 13
SN5988	55	1-B 11	SN6310	113	1-B 17	SN7329	21	1-B 8	SN8659-1	69	1-B 12
SN5988	57	1-B 11	SN6310	115	1-B 17	SN7334	13	1-B 7	SN8660-1	69	1-B 12
SN5988	59	1-B 11	SN6406	31	1-B 9	SN7334	15	1-B 7	SN8664-1	103	1-B 16
SN5989	53	1-B 11	SN6406	33	1-B 9	SN7334	17	1-B 7	SN8670-10	93	1-B 15
SN5989	57	1-B 11	SN6466	19	1-B 7	SN7334	63	1-B 12	SN8670-10	107	1-B 16
SN5989	59	1-B 11	SN6466	31	1-B 9	SN7334	65	1-B 12	SN8671-1	67	1-B 12
SN5991	53	1-B 11	SN6575	7	1-B 6	SN7334	77	1-B 13	SN8671-1	69	1-B 12
SN5991	57	1-B 11	SN6575	9	1-B 6	SN7334	79	1-B 13	SN8671-1	71	1-B 13
SN5991	59	1-B 11	SN6639	47	1-B 10	SN7334	83	1-B 14	SN8671-1	73	1-B 13
SN5994	47	1-B 10	SN6639	49	1-B 10	SN7334	85	1-B 14	SN8671-1	87	1-B 14
SN5994	49	1-B 10	SN6639	51	1-B 11	SN7785	11	1-B 7	SN8671-1	89	1-B 14
SN5994	55	1-B 11	SN6639	53	1-B 11	SN7785R	7	1-B 6	SN8671-1	91	1-B 15
SN5994	57	1-B 11	SN6639	55	1-B 11	SN7785R	9	1-B 6	SN8671-1	93	1-B 15
SN5994	59	1-B 11	SN6639	57	1-B 11	SN7810	19	1-B 7	SN8671-1	101	1-B 16
SN5995	47	1-B 10	SN6639	59	1-B 11	SN7849	39	1-B 9	SN8671-1	103	1-B 16
SN5995	49	1-B 10	SN6641N	47	1-B 10	SN7851	39	1-B 9	SN8671-1	105	1-B 16
SN5995	55	1-B 11	SN6641N	49	1-B 10	SN7853	39	1-B 9	SN8671-1	107	1-B 16
SN5995	57	1-B 11	SN6641N	51	1-B 11	SN7854	39	1-B 9	SN8681-1	101	1-B 16
SN5995	59	1-B 11	SN6641N	53	1-B 11	SN7856	39	1-B 9	SN8681-1	103	1-B 16
SN5998	49	1-B 10	SN6641N	55	1-B 11	SN7858	19	1-B 7	SN8682-1	107	1-B 16
SN5998	51	1-B 11	SN6641N	57	1-B 11	SN7860	33	1-B 9	SN8683-1	67	1-B 12
SN5998	55	1-B 11	SN6641N	59	1-B 11	SN7870	23	1-B 8	SN8683-1	69	1-B 12
SN6001	51	1-B 11	SN669-1	13	1-B 7	SN7873	33	1-B 9	SN8683-1	71	1-B 13
SN6001	55	1-B 11	SN669-1	15	1-B 7	SN7874	33	1-B 9	SN8683-1	73	1-B 13
SN6002	51	1-B 11	SN669-1	17	1-B 7	SN7876	33	1-B 9	SN8683-1	87	1-B 14
SN6002	55	1-B 11	SN669-1	37	1-B 9	SN7878	33	1-B 9	SN8683-1	89	1-B 14
SN6049	15	1-B 7	SN669-1	109	1-B 16	SN7885	33	1-B 9	SN8683-1	91	1-B 15
SN6049	17	1-B 7	SN669-1	113	1-B 17	SN7898	19	1-B 7	SN8683-1	93	1-B 15
SN6050	15	1-B 7	SN669-1	115	1-B 17	SN7921	19	1-B 7	SN8683-1	105	1-B 16

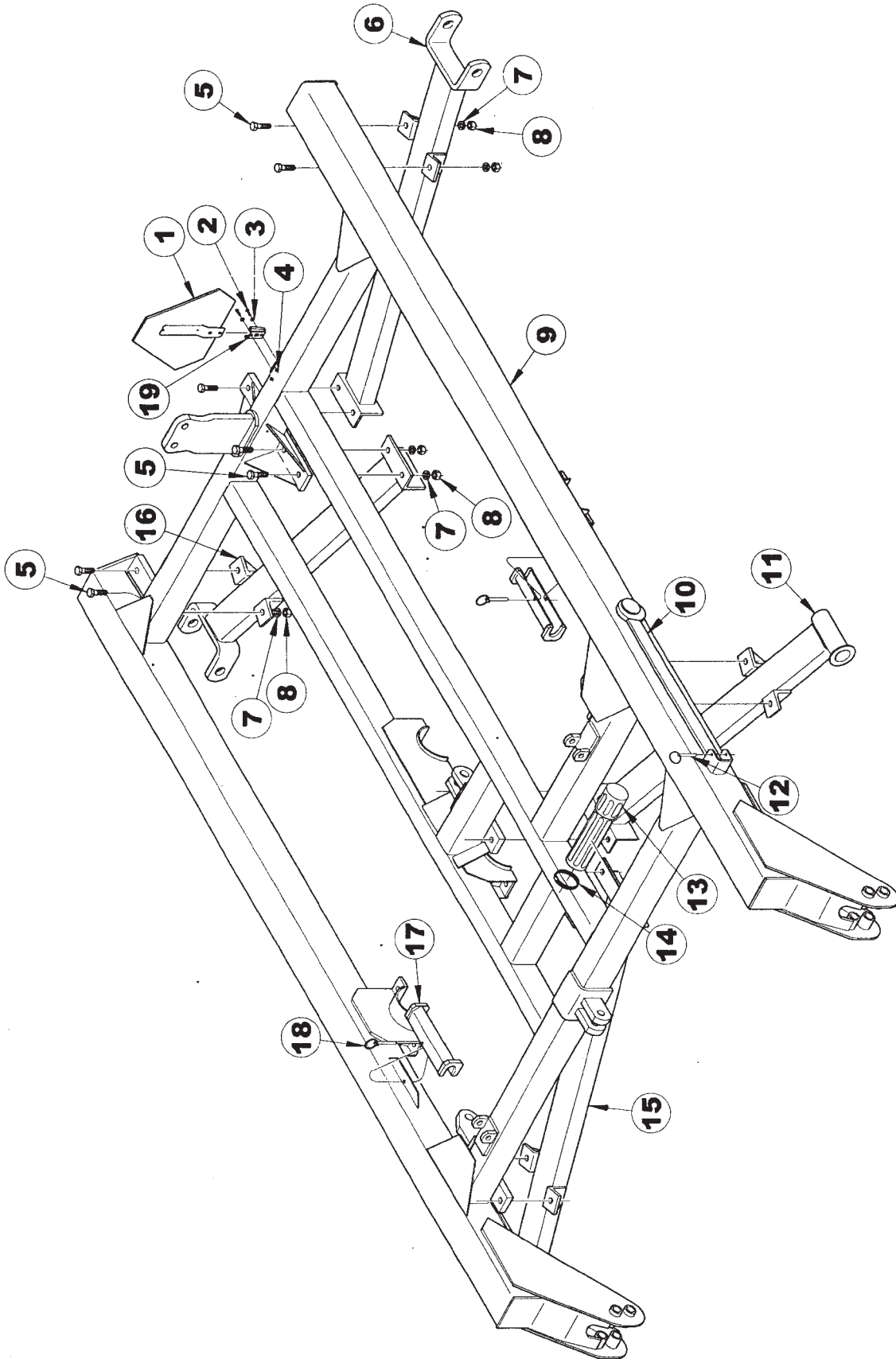
1434 TANDEM DISC

VII
INDEX

Part No.	Page	Grid	Part No.	Page	Grid	Part No.	Page	Grid	Part No.	Page	Grid
SN8683-1	107	1-B 16	SN8929-1	73	1-B 13	SN9820N	51	1-B 11	SN997074	119	1-B 17
SN8698-10	87	1-B 14	SN893	11	1-B 7	SN9820N	53	1-B 11	SN997246	117	1-B 17
SN8699-10	91	1-B 15	SN893	115	1-B 17	SN9820N	55	1-B 11	SN997263	117	1-B 17
SN8700-10	67	1-B 12	SN8930-10	73	1-B 13	SN9820N	57	1-B 11	SN997309	101	1-B 16
SN8701-10	101	1-B 16	SN8931-10	103	1-B 16	SN9820N	59	1-B 11	SN997309	103	1-B 16
SN8703-10	105	1-B 16	SN8933-1	103	1-B 16	SN9821N	47	1-B 10	SN997309	105	1-B 16
SN8709-10	71	1-B 13	SN8934-1	105	1-B 16	SN9821N	49	1-B 10	SN997309	107	1-B 16
SN8710-1	71	1-B 13	SN8936-1	103	1-B 16	SN9821N	51	1-B 11	SN997311	119	1-B 17
SN8711-1	101	1-B 16	SN8937-1	103	1-B 16	SN9821N	53	1-B 11	SN997312	119	1-B 17
SN8713-1	105	1-B 16	SN8938-10	103	1-B 16	SN9821N	55	1-B 11	SN997313	119	1-B 17
SN8716-1	67	1-B 12	SN8939-1	103	1-B 16	SN9821N	57	1-B 11	SN997314	119	1-B 17
SN8717-1	87	1-B 14	SN8939-1	121	1-B 18	SN9821N	59	1-B 11	SN997316	117	1-B 17
SN8718-1	91	1-B 15	SN9251	13	1-B 7	SN9822	9	1-B 6	SN997317	117	1-B 17
SN8719-10	101	1-B 16	SN9251	15	1-B 7	SN9824	31	1-B 9	SN997638	117	1-B 17
SN8725-10	71	1-B 13	SN9251	17	1-B 7	SN9824	33	1-B 9	SN997668	117	1-B 17
SN8735-10	67	1-B 12	SN9531	37	1-B 9	SN9825	31	1-B 9	SN997792	119	1-B 17
SN8736-10	87	1-B 14	SN9537	19	1-B 7	SN9825	33	1-B 9			
SN8736-10	89	1-B 14	SN9538R	19	1-B 7	SN9826	13	1-B 7			
SN8737-10	105	1-B 16	SN9549	19	1-B 7	SN9827	13	1-B 7			
SN8739-10	91	1-B 15	SN9549	35	1-B 9	SN9828	31	1-B 9			
SN8739-10	93	1-B 15	SN9628	39	1-B 9	SN9828	33	1-B 9			
SN8762-1	101	1-B 16	SN9679	61	1-B 12	SN9829	31	1-B 9			
SN8762-1	121	1-B 18	SN9679	75	1-B 13	SN9829	33	1-B 9			
SN8767-1	71	1-B 13	SN9679	81	1-B 14	SN9830	33	1-B 9			
SN8767-1	73	1-B 13	SN9691	41	1-B 10	SN9831	33	1-B 9			
SN8767-1	121	1-B 18	SN9777	19	1-B 7	SN9832	13	1-B 7			
SN8775-1	67	1-B 12	SN9781	21	1-B 8	SN9833	13	1-B 7			
SN8775-1	69	1-B 12	SN9781	23	1-B 8	SN9835	15	1-B 7			
SN8775-1	121	1-B 18	SN9789	19	1-B 7	SN9835	17	1-B 7			
SN8776-1	87	1-B 14	SN9790	19	1-B 7	SN9836	15	1-B 7			
SN8776-1	89	1-B 14	SN9791	15	1-B 7	SN9836	17	1-B 7			
SN8776-1	121	1-B 18	SN9791	17	1-B 7	SN9837	15	1-B 7			
SN8781-1	91	1-B 15	SN9792	15	1-B 7	SN9837	17	1-B 7			
SN8781-1	93	1-B 15	SN9792	17	1-B 7	SN9838	15	1-B 7			
SN8781-1	121	1-B 18	SN9793	15	1-B 7	SN9838	17	1-B 7			
SN8784-1	105	1-B 16	SN9793	17	1-B 7	SN9839	33	1-B 9			
SN8784-1	121	1-B 18	SN9794	15	1-B 7	SN9840	33	1-B 9			
SN8817-1	101	1-B 16	SN9794	17	1-B 7	SN9841	33	1-B 9			
SN8820-1	71	1-B 13	SN9795	13	1-B 7	SN9842	33	1-B 9			
SN8822-1	67	1-B 12	SN9796	13	1-B 7	SN9844	31	1-B 9			
SN8826-1	91	1-B 15	SN9797	13	1-B 7	SN9844	33	1-B 9			
SN8826-1	93	1-B 15	SN9798	13	1-B 7	SN9846	37	1-B 9			
SN8828-1	87	1-B 14	SN9799	7	1-B 6	SN9847	37	1-B 9			
SN8828-1	89	1-B 14	SN9799	9	1-B 6	SN9848	37	1-B 9			
SN8837-1	105	1-B 16	SN9800	7	1-B 6	SN9849	37	1-B 9			
SN8837-1	107	1-B 16	SN9800	9	1-B 6	SN9850	15	1-B 7			
SN8845-1	67	1-B 12	SN9801	7	1-B 6	SN9851	13	1-B 7			
SN8845-1	71	1-B 13	SN9801	9	1-B 6	SN9852	25	1-B 8			
SN8849-1	87	1-B 14	SN9802	7	1-B 6	SN9853	25	1-B 8			
SN8849-1	91	1-B 15	SN9802	9	1-B 6	SN9854	25	1-B 8			
SN8857-1	101	1-B 16	SN9803	13	1-B 7	SN9855	25	1-B 8			
SN8858-1	105	1-B 16	SN9804	13	1-B 7	SN9856R	109	1-B 16			
SN8863-1	67	1-B 12	SN9805	13	1-B 7	SN9857	109	1-B 16			
SN8863-1	69	1-B 12	SN9806	13	1-B 7	SN9858	31	1-B 9			
SN8863-1	71	1-B 13	SN9807	15	1-B 7	SN9858	33	1-B 9			
SN8863-1	73	1-B 13	SN9807	17	1-B 7	SN9863	7	1-B 6			
SN8864-1	87	1-B 14	SN9808	15	1-B 7	SN9866	15	1-B 7			
SN8864-1	89	1-B 14	SN9808	17	1-B 7	SN9867	11	1-B 7			
SN8864-1	91	1-B 15	SN9809	15	1-B 7	SN9868	11	1-B 7			
SN8864-1	93	1-B 15	SN9809	17	1-B 7	SN9916	35	1-B 9			
SN8864-1	105	1-B 16	SN9810	15	1-B 7	SN997002	117	1-B 17			
SN8864-1	107	1-B 16	SN9810	17	1-B 7	SN997040	119	1-B 17			
SN8866-1	101	1-B 16	SN9811	17	1-B 7	SN997041	119	1-B 17			
SN8866-1	103	1-B 16	SN9812	17	1-B 7	SN997042	119	1-B 17			
SN8882-1	101	1-B 16	SN9813	11	1-B 7	SN997045	119	1-B 17			
SN8890-1	67	1-B 12	SN9814	11	1-B 7	SN997048	119	1-B 17			
SN8890-1	71	1-B 13	SN9815	11	1-B 7	SN997052	67	1-B 12			
SN8899-1	87	1-B 14	SN9816	11	1-B 7	SN997052	69	1-B 12			
SN8899-1	91	1-B 15	SN9817	17	1-B 7	SN997052	71	1-B 13			
SN8923-1	107	1-B 16	SN9818	17	1-B 7	SN997052	73	1-B 13			
SN8925-1	89	1-B 14	SN9819	13	1-B 7	SN997052	87	1-B 14			
SN8925-1	93	1-B 15	SN9819	15	1-B 7	SN997052	89	1-B 14			
SN8927-10	69	1-B 12	SN9819	17	1-B 7	SN997052	91	1-B 15			
SN8928-1	69	1-B 12	SN9820N	47	1-B 10	SN997052	93	1-B 15			
SN8928-1	73	1-B 13	SN9820N	49	1-B 10	SN997052	119	1-B 17			

1434 TANDEM DISC
SERVICE PARTS

21' & 23' CENTER FRAME ASSEMBLY



1434 TANDEM DISC
SERVICE PARTS

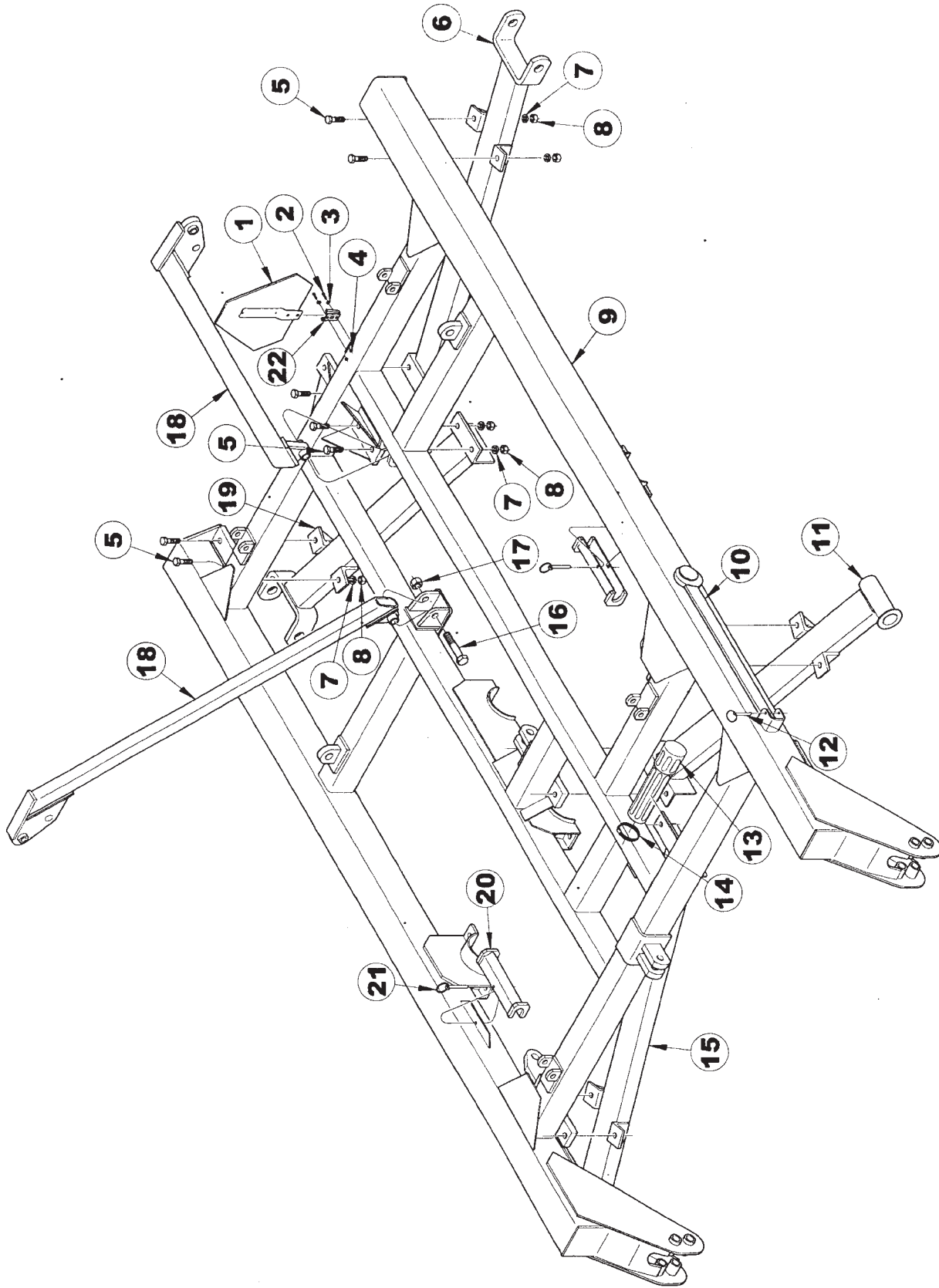
7

21' & 23' CENTER FRAME ASSEMBLY

ITEM	NUMBER	QTY	DESCRIPTION
1	SN7001		SMV EMBLEM
2	SN2568		HEX BOLT, 1/4"-20 X 3/4", GR 5 Y/D
3	SN506		FLAT WASHER, 1/4", Y/D
4	SN3881		LOCK NUT, 1/4"-20 HEX NYLON INSERT
5	SN6306		HEX BOLT, 3/4"-10 X 2 1/2" GR 8, Y/D
6	SN9799		GANG BAR, 21'-29' LEFT CENTER REAR
7	SN1040		LOCK WASHER, 3/4" SPLIT TYPE MED, Y/D
8	SN106		HEX NUT, 3/4"-10 FULL GR 5, Y/D
9	SN9863		CENTER FRAME, 21' & 23'
10	SN12372		WRENCH, ADJUSTMENT
11	SN9800		GANG BAR, 21'-29' LEFT CENTER FRONT
12	SN6575		BALL LOCK PIN, 3/8" X 3 1/2"(3 1/8")Z/P
13	SN3750		OPERATOR'S MANUAL TUBE
14	SN3765		HOSE CLAMP, 3 1/2"
15	SN9802		GANG BAR, 21'-29' RIGHT CENTER FRONT
16	SN9801		GANG BAR, 21'-29' RIGHT CENTER REAR
17	SN7785R		TRANSPORT LOCK
18	SN12268		PIN, WIRE LOCK 3/8" X 2 1/2", Y/D
19	SN2566		S.M.V. SOCKET

I0005553
PR: t05g29n33c0001

26' & 29' CENTER FRAME ASSEMBLY



1434 TANDEM DISC
SERVICE PARTS

9

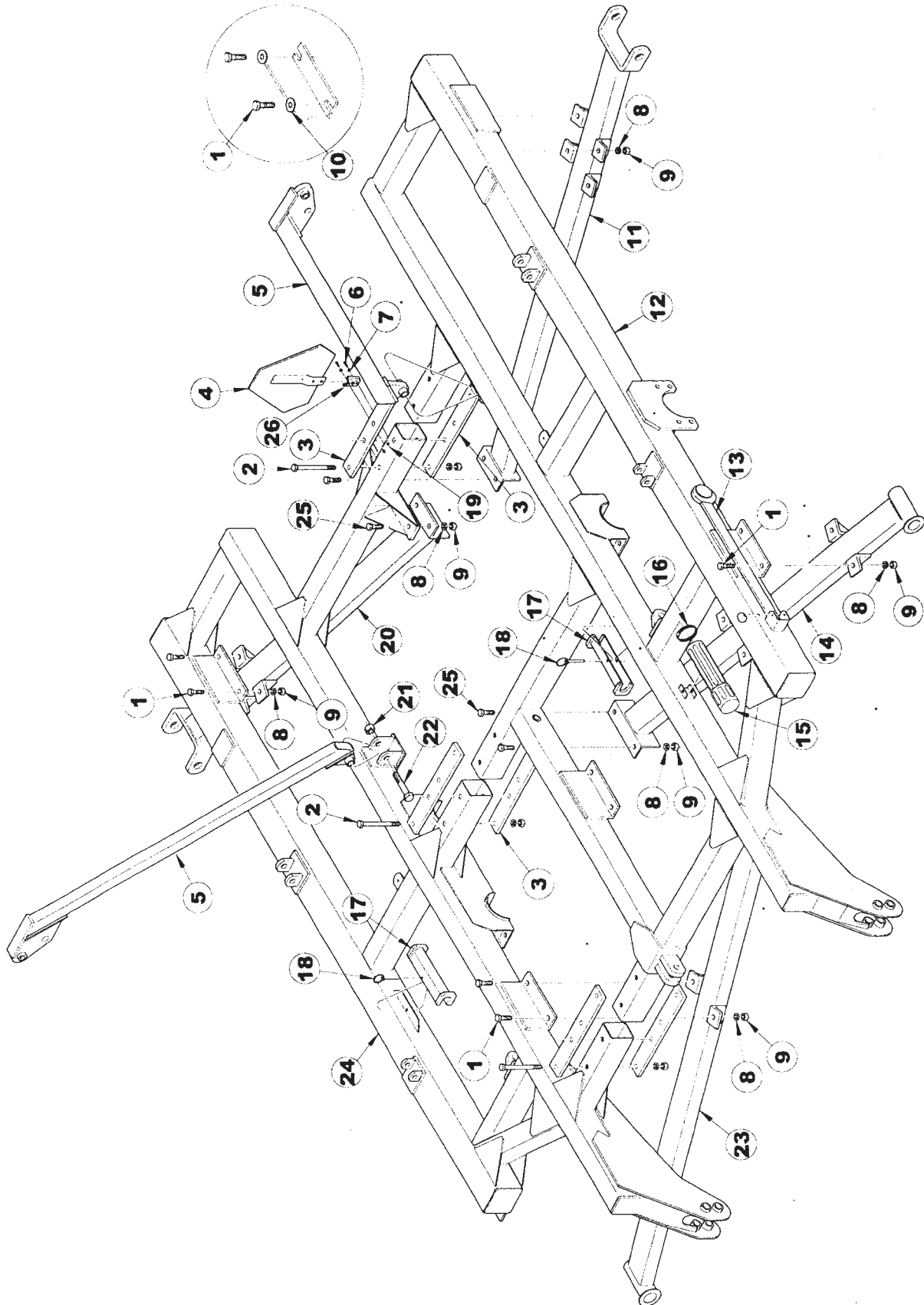
26' & 29' CENTER FRAME ASSEMBLY

ITEM	NUMBER	QTY	DESCRIPTION
1	SN7001		SMV EMBLEM
2	SN2568		HEX BOLT, 1/4"-20 X 3/4", GR 5 Y/D
3	SN506		FLAT WASHER, 1/4", Y/D
4	SN3881		LOCK NUT, 1/4"-20 HEX NYLON INSERT
5	SN6306		HEX BOLT, 3/4"-10 X 2 1/2" GR 8, Y/D
6	SN9799		GANG BAR, 21'-29' LEFT CENTER REAR
7	SN1040		LOCK WASHER, 3/4" SPLIT TYPE MED, Y/D
8	SN106		HEX NUT, 3/4"-10 FULL, GR 5, Y/D
9	SN9822		CENTER FRAME, 26' & 29'
10	SN12372		WRENCH, ADJUSTMENT
11	SN9800		GANG BAR, 21'-29' LEFT CENTER FRONT
12	SN6575		BALL LOCK PIN, 3/8" X 3 1/2"(3 1/8")Z/P
13	SN3750		OPERATOR'S MANUAL TUBE
14	SN3765		HOSE CLAMP, 3 1/2"
15	SN9802		GANG BAR, 21'-29' RIGHT CENTER FRONT
16	SN1891		HEX BOLT, 1"-8 X 5 1/2", GR 5 Y/D
17	SN3938		LOCK NUT, 1"-8 HEX NYLON INSERT
18	SN6051		CYLINDER FOLD ARM
19	SN9801		GANG BAR, 21'-29' RIGHT CENTER REAR
20	SN7785R		TRANSPORT LOCK
21	SN12268		PIN, WIRE LOCK 3/8" X 2 1/2", Y/D
22	SN2566		S.M.V. SOCKET

I0005525
PR: t05g29n33c0002

1434 TANDEM DISC
SERVICE PARTS

30', 33', & 36' CENTER FRAME ASSEMBLY



1434 TANDEM DISC
SERVICE PARTS

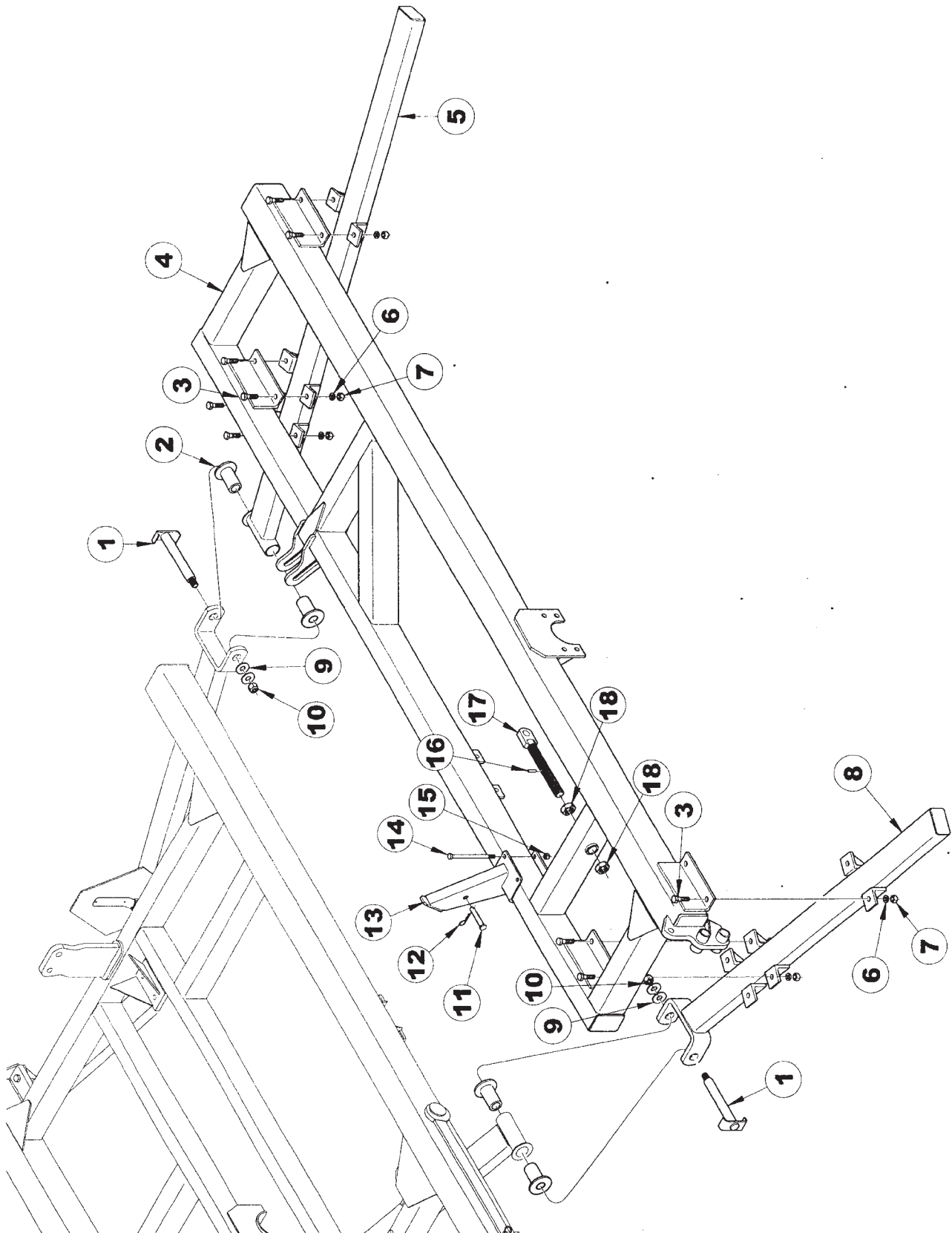
11

30', 33', & 36' CENTER FRAME ASSEMBLY

ITEM	NUMBER	QTY	DESCRIPTION
1	SN6305		HEX BOLT, 3/4"-10 X 2" GR 8, Y/D
2	SN1484		HEX BOLT, 3/4"-10 X 7 1/2", GR 5, Y/D
3	SN2521		TIE PLATE
4	SN7001		SMV EMBLEM
5	SN6051		CYLINDER FOLD ARM
6	SN2568		HEX BOLT, 1/4"-20 X 3/4", GR 5 Y/D
7	SN506		FLAT WASHER, 1/4", Y/D
8	SN1040		LOCK WASHER, 3/4" SPLIT TYPE MED, Y/D
9	SN106		HEX NUT, 3/4"-10 FULL, GR 5, Y/D
10	SN893		FLAT WASHER, 3/4" Y/D
11	SN9813		GANG BAR, 30'-36' LEFT CENTER REAR
12	SN9868		CENTER FRAME, LEFT, 30'-36'
13	SN12372		WRENCH, ADJUSTMENT
14	SN9814		GANG BAR, 30'-36' LEFT CENTER FRONT
15	SN3750		OPERATOR'S MANUAL TUBE
16	SN3765		HOSE CLAMP, 3 1/2"
17	SN7785		TRANSPORT LOCK
18	SN12268		PIN, WIRE LOCK 3/8" X 2 1/2", Y/D
19	SN3881		LOCK NUT, 1/4"-20 HEX NYLON INSERT, GR 2, Y/D
20	SN9815		GANG BAR, 30'-36' RIGHT CENTER REAR
21	SN3938		LOCK NUT, 1"-8 HEX NYLON INSERT, GR 2, Y/D
22	SN1891		HEX BOLT, 1"-8 X 5 1/2", GR 5 Y/D
23	SN9816		GANG BAR, 30'-36' RIGHT CENTER FRONT
24	SN9867		CENTER FRAME, RIGHT 30'- 36'
25	SN6306		HEX BOLT, 3/4"-10 X 2 1/2" GR 8, Y/D
26	SN2566		S.M.V. SOCKET

I0005546
PR: t05g29n33c0003

21' & 23' WING FRAME ASSEMBLY



1434 TANDEM DISC
SERVICE PARTS

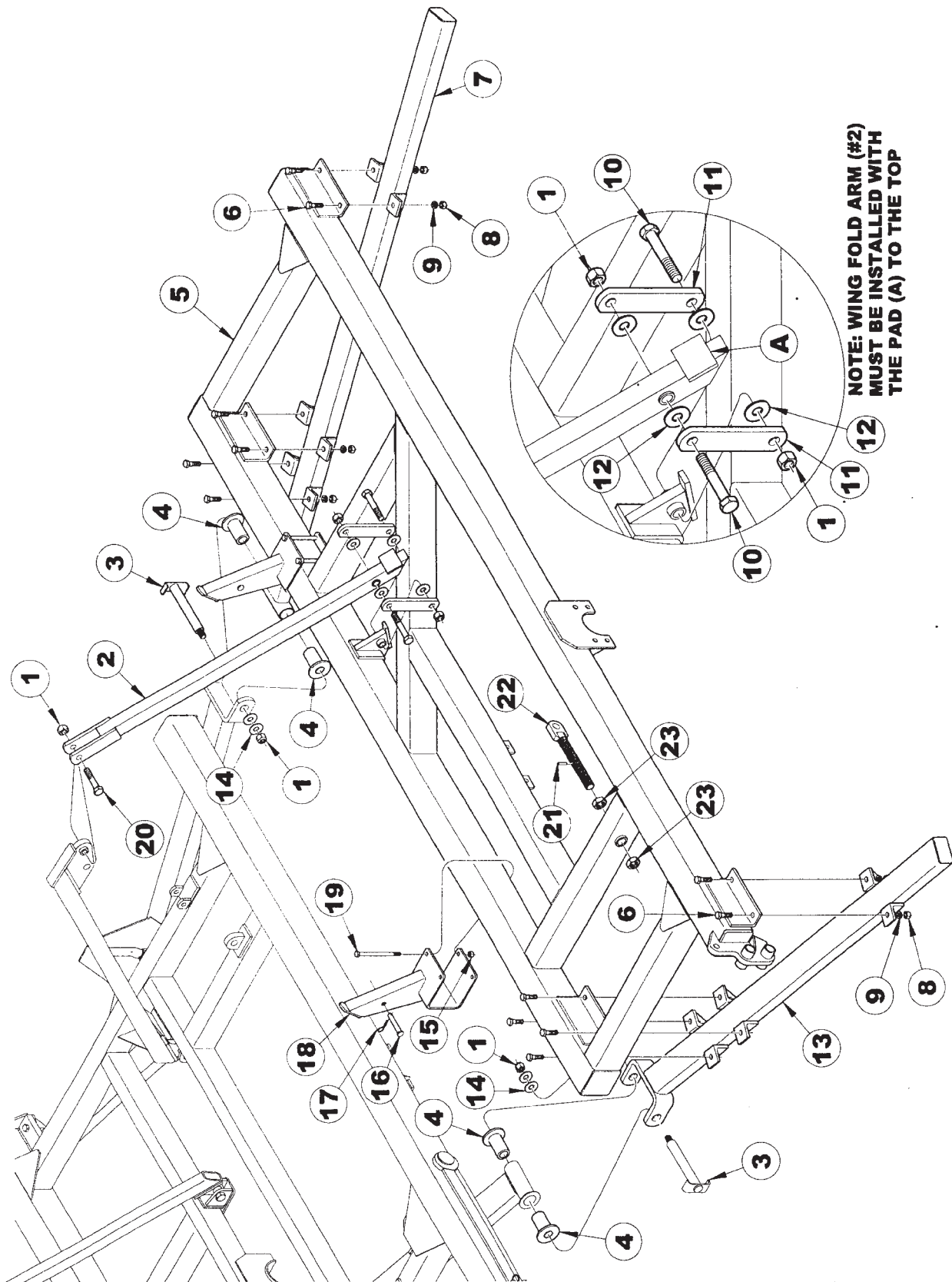
13

21' & 23' WING FRAME ASSEMBLY

ITEM	NUMBER	QTY	DESCRIPTION
1	SN9819		HINGE BOLT, 1 1/2" SHAFT 1"-8 X 12 3/4" L
2	SN9251		HINGE BUSHING
3	SN6305		HEX BOLT, 3/4"-10 X 2" GR 8, Y/D
4	SN9833		WING FRAME, 21' LEFT
	SN9832		WING FRAME, 21' RIGHT
	SN9827		WING FRAME, 23' LEFT (SHOWN)
	SN9826		WING FRAME, 23' RIGHT
5	SN9797		GANG BAR, 21' LEFT WING REAR
	SN9803		GANG BAR, 21' RIGHT WING REAR
	SN9795		GANG BAR, 23' LEFT WING REAR
	SN9805		GANG BAR, 23' RIGHT WING REAR
6	SN106		HEX NUT, 3/4"-10 FULL, GR 5, Y/D
7	SN1040		LOCK WASHER, 3/4" SPLIT TYPE MED, Y/D
8	SN9798		GANG BAR, 21' LEFT WING FRONT
	SN9804		GANG BAR, 21' RIGHT WING FRONT
	SN9796		GANG BAR, 23' LEFT WING FRONT
	SN9806		GANG BAR, 23' RIGHT WING FRONT
9	SN245		FLAT WASHER, 1" WIDE RIM, Y/D
10	SN3938		LOCK NUT, 1"-8 HEX NYLON INSERT, GR 2, Y/D
11	SN2094		PIN, 3/4" X 4 1/2" (4"), Y/D
12	SN1036		PIN CLIP, 7/8"-1" SHAFT,.178" DIA, 3 3/4" L
13	SN9851		WING FOLD BRACE, 6" X 4"
14	SN2570		HEX BOLT, 5/8"-11 X 8", GR 5 Y/D
15	SN669-1		LOCK NUT, 5/8" HEX NYLON INSERT, GR 5, Y/D
16	SN4623		GUIDE PIN, Y/D
17	SN7334		ADJUSTABLE CYLINDER BLOCK/ Y/D
18	SN2079		JAM NUT, 1 1/2"-6 HEX, GR 2, Y/D

I0005554
PR: t05g29n33c0004

26' & 29' WING FRAME ASSEMBLY



1434 TANDEM DISC
SERVICE PARTS

15

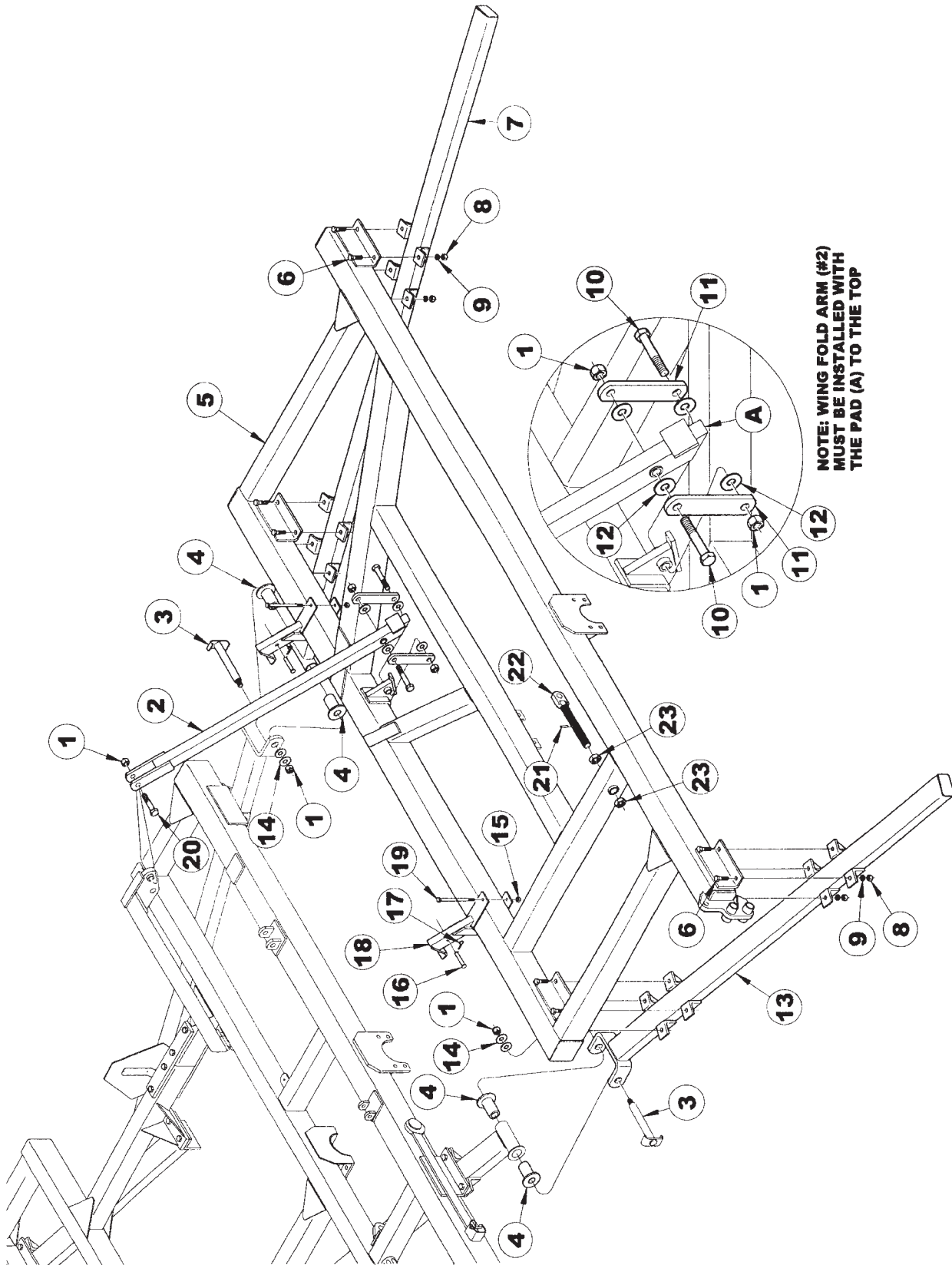
26' & 29' WING FRAME ASSEMBLY

ITEM	NUMBER	QTY	DESCRIPTION
1	SN3938		LOCK NUT, 1"-8 HEX NYLON INSERT
2	SN6050		WING FOLD ARM
3	SN9819		HINGE BOLT, 1 1/2" SHAFT 1"-8 X 12 3/4" L
4	SN9251		HINGE BUSHING
5	SN9836		WING FRAME, LEFT, 26' & 30'
	SN9835		WING FRAME, RIGHT, 26' & 30'
	SN9837		WING FRAME, RIGHT, 29',33', & 36'
	SN9838		WING FRAME, LEFT, 29',33', & 36'
6	SN6305		HEX BOLT, 3/4"-10 X 2" GR 8, Y/D
7	SN9793		GANG BAR, 26' & 30' LEFT WING REAR
	SN9807		GANG BAR, 26' & 30' RIGHT WING REAR
	SN9791		GANG BAR, 29' & 33' LEFT WING REAR
	SN9809		GANG BAR, 29' & 33' RIGHT WING REAR
8	SN106		HEX NUT, 3/4"-10 FULL, GR 5, Y/D
9	SN1040		LOCK WASHER, 3/4" SPLIT TYPE MED, Y/D
10	SN1891		HEX BOLT, 1"-8 X 5 1/2", GR 5 Y/D
11	SN6049		FLEX LINK
12	SNFK150173		FLAT WASHER, 1" SAE, Y/D
13	SN9794		GANG BAR, 26' & 30' LEFT WING FRONT
	SN9808		GANG BAR, 26' & 30' RIGHT WING FRONT
	SN9792		GANG BAR, 29' & 33' LEFT WING FRONT
	SN9810		GANG BAR, 29' & 33' RIGHT WING FRONT
14	SN245		FLAT WASHER, 1" WIDE RIM, Y/D
15	SN669-1		LOCK NUT, 5/8" HEX NYLON INSERT, GR 5, Y/D
16	SN2094		PIN, 3/4" X 4 1/2" (4"), Y/D
17	SN1036		PIN CLIP, 7/8"-1" SHAFT,.178" DIA,
18	SN9866		WING FOLD BRACE, 6" X 6", LEFT(USED ON 26' RIGHT WING & 29' LEFT WING)
	SN9850		WING FOLD BRACE, 6" X 6", RIGHT (USED ON 26' LEFT WING & 29' RIGHT WING)
19	SN2570		HEX BOLT, 5/8"-11 X 8", GR 5 Y/D
20	SN1678		HEX BOLT, 1"-8 X 4 1/2", GR 5 Y/D
21	SN4623		GUIDE PIN, Y/D
22	SN7334		ADJUSTABLE CYLINDER BLOCK/ Y/D
23	SN2079		JAM NUT, 1 1/2"-6 HEX, GR 2, Y/D

I0005526
PR: t05g29n33c0005

1434 TANDEM DISC
SERVICE PARTS

30', 33', & 36' WING FRAME ASSEMBLY



NOTE: WING FOLD ARM (#2)
MUST BE INSTALLED WITH
THE PAD (A) TO THE TOP

1434 TANDEM DISC
SERVICE PARTS

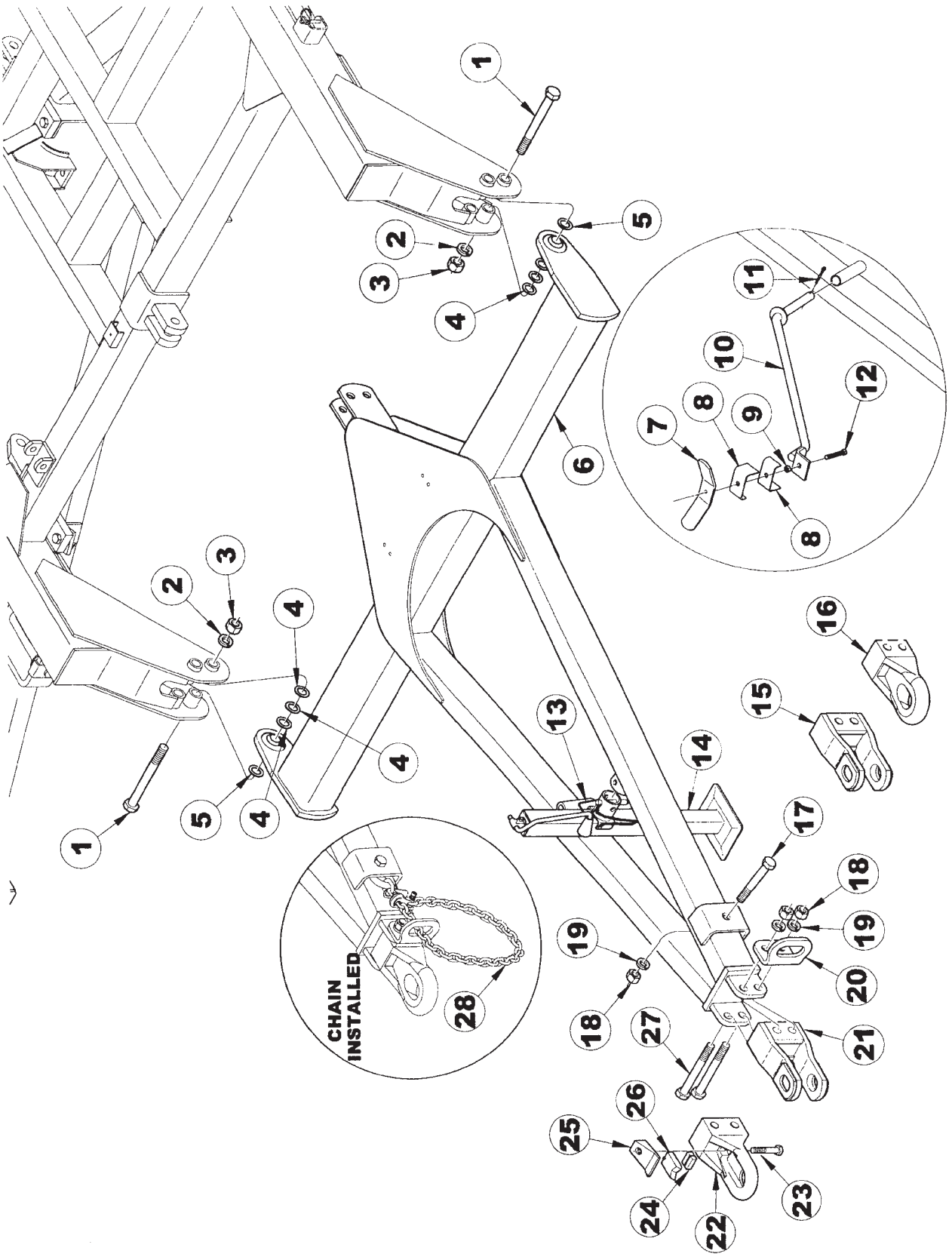
17

30', 33', & 36' WING FRAME ASSEMBLY

ITEM	NUMBER	QTY	DESCRIPTION
1	SN3938		LOCK NUT, 1"-8 HEX NYLON INSERT
2	SN6050		WING FOLD ARM
3	SN9819		HINGE BOLT, 1 1/2" SHAFT 1"-8 X 12 3/4" L
4	SN9251		HINGE BUSHING
5	SN9836		WING FRAME, LEFT 26' & 30'
	SN9835		WING FRAME, RIGHT 26' & 30'
	SN9838		WING FRAME, LEFT, 29',33', & 36'
	SN9837		WING FRAME, RIGHT, 29',33, & 36'
6	SN6305		HEX BOLT, 3/4"-10 X 2" GR 8, Y/D
7	SN9793		GANG BAR, 26' & 30' LEFT WING REAR
	SN9807		GANG BAR, 26' & 30' RIGHT WING REAR
	SN9791		GANG BAR, 29' & 33' LEFT WING REAR
	SN9809		GANG BAR, 29' & 33' RIGHT WING REAR
	SN9811		GANG BAR, 36' LEFT WING REAR
	SN9817		GANG BAR, 36' RIGHT WING REAR
8	SN1040		LOCK WASHER, 3/4" SPLIT TYPE MED, Y/D
9	SN106		HEX NUT, 3/4"-10 FULL, GR 5, Y/D
10	SN1891		HEX BOLT, 1"-8 X 5 1/2", GR 5 Y/D
11	SN6049		FLEX LINK
12	SNFK150173		FLAT WASHER, 1" SAE, Y/D
13	SN9794		GANG BAR, 26' & 30' LEFT WING FRONT
	SN9808		GANG BAR, 26' & 30' RIGHT WING FRONT
	SN9792		GANG BAR, 29' & 33' LEFT WING FRONT
	SN9810		GANG BAR, 29' & 33' RIGHT WING FRONT
	SN9812		GANG BAR, 36' LEFT WING FRONT
	SN9818		GANG BAR, 36' RIGHT WING FRONT
14	SN245		FLAT WASHER, 1" WIDE RIM, Y/D
15	SN669-1		LOCK NUT, 5/8" HEX NYLON INSERT, GR 5, Y/D
16	SN2094		PIN, 3/4" X 4 1/2" (4"), Y/D
17	SN1036		PIN CLIP, 7/8"-1" SHAFT,.178" DIA,
18	SN6053		WING FOLD BRACE, 6" X 6"
19	SN2570		HEX BOLT, 5/8"-11 X 8", GR 5 Y/D
20	SN1678		HEX BOLT, 1"-8 X 4 1/2", GR 5 Y/D
21	SN4623		GUIDE PIN, Y/D
22	SN7334		ADJUSTABLE CYLINDER BLOCK/ Y/D
23	SN2079		JAM NUT, 1 1/2"-6 HEX, GR 2, Y/D

I0005547
PR: t05g29n33c0006

TONGUE ASSEMBLY



1434 TANDEM DISC
SERVICE PARTS

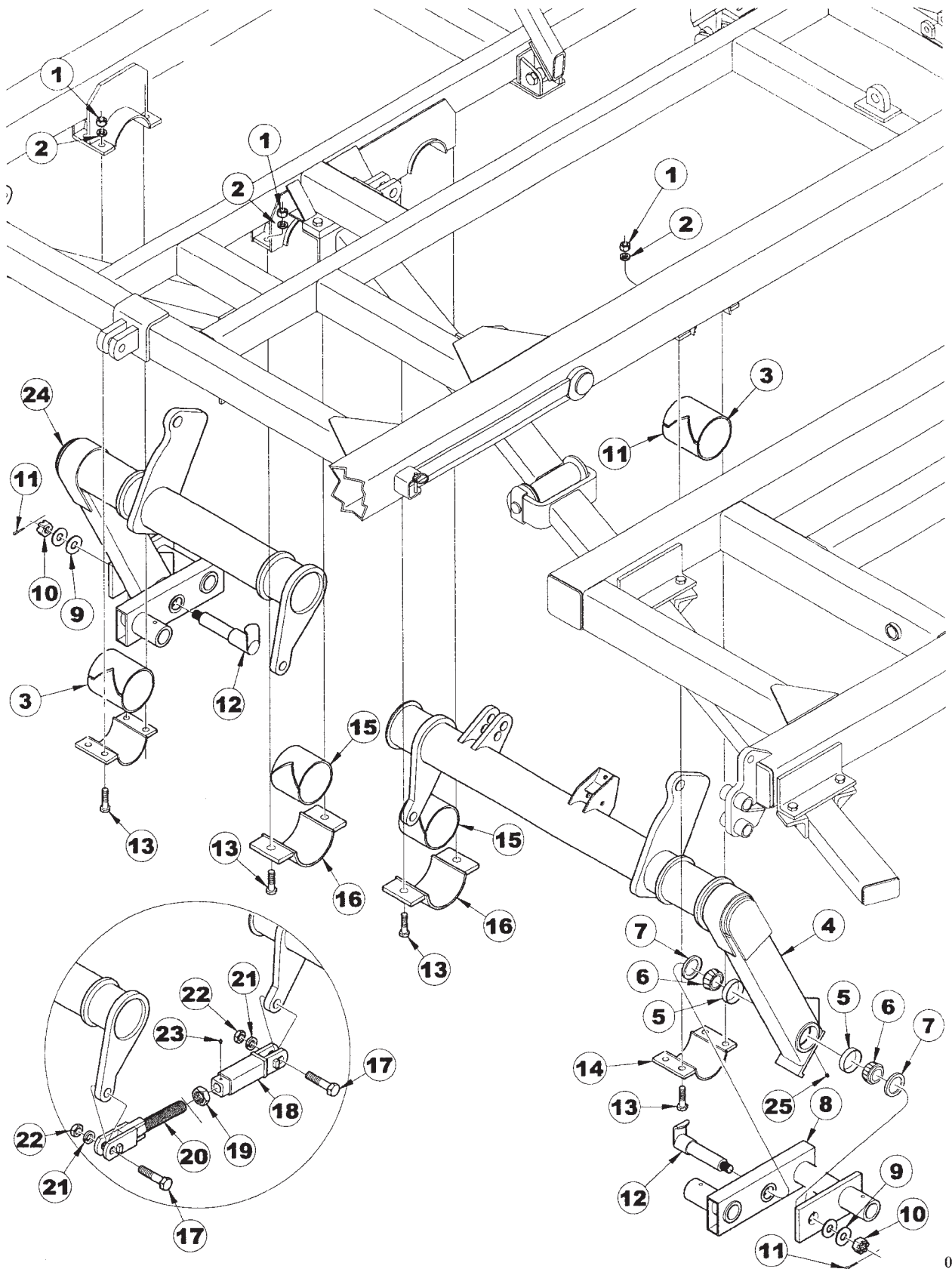
19

TONGUE ASSEMBLY

ITEM	NUMBER	QTY	DESCRIPTION
1	SN6173		HEX BOLT, 1 1/8"-7 X 9 1/2" GR 8, Y/D (21' - 29')
	SN2560		HEX BOLT, 1 1/8"-7 X 9 1/2" GR 8, Y/D (21' - 29')
2	SN2561		LOCK WASHER, 1 1/8" SPLIT TYPE MED, Y/D
3	SN1300		HEX NUT, 1 1/8"-7 FULL, GR 2, Y/D
4	SN2555		MACHINE BUSHING, 1 1/4" ID X 1 7/8" OD, 10 GA, Z/P
5	SN6466		MACHINE BUSHING, 1 1/4" ID X 1 7/8" OD, 14 GA, Z/P
6	SN9789		TONGUE, 21' - 29'
	SN9790		TONGUE, 30' - 36'
7	SN9538R		HOSE HOLDER BRACKET
8	SN5302		PIPE CLAMP, 3/8" BOLT HOLE, Y/D
9	SN3567		LOCK NUT, 3/8"-16 HEX NYLON INSERT
10	SN9537		HOSE HOLDER
11	SN1609		COTTER PIN, 3/16" X 1 1/2"
12	SN9549		HEX BOLT, 3/8"-16 X 4", ALL THD GR 5, Y/D
13	SN2378-2		TONGUE JACK PIN
14	SN9777		LONG TONGUE JACK, SQ W/TUBE MOUNT
15	SN7960		HITCH CLEVIS, 4" DOUBLE 1 7/8" HOLE
16	SN6933		CAST SINGLE LIP HITCH, 2" HOLE CATEGORY IV
17	SNFK150052		HEX BOLT, 1"-8 X 6" GR 5, Y/D
18	SN110		HEX NUT, 1"-8 FULL, GR 5, Y/D
19	SN1283		LOCK WASHER, 1" SPLIT TYPE MED, Y/D
20	SN7810		CHAIN SUPPORT
21	SN7924		HITCH CLEVIS, 4" DOUBLE 1 9/16" HOLE
22	SN7921		CAST SINGLE LIP HITCH, 1 7/8" HOLE CATEGORY III
23	SN1723		HEX BOLT, 5/8"-11 X 3 1/2", GR 5, Y/D
24	SN7949		CUSHION, SINGLE LIP HITCH CATEGORY III
25	SN7947		TOP PLATE, SINGLE LIP HITCH CATEGORY III
26	SN7948		V-BLOCK, SINGLE LIP HITCH CATEGORY III
27	SN7898		HEX BOLT, 1"-8 X 7 1/2", 2" THREADS, GR 5, Y/D
28	SN7858		CHAIN, 3/8" X 59" (20,200 LB) ASSEMBLY

I0005527
PR: t05g29n33c0007

CENTER LIFT ASSEMBLY (21' - 29')



1434 TANDEM DISC
SERVICE PARTS

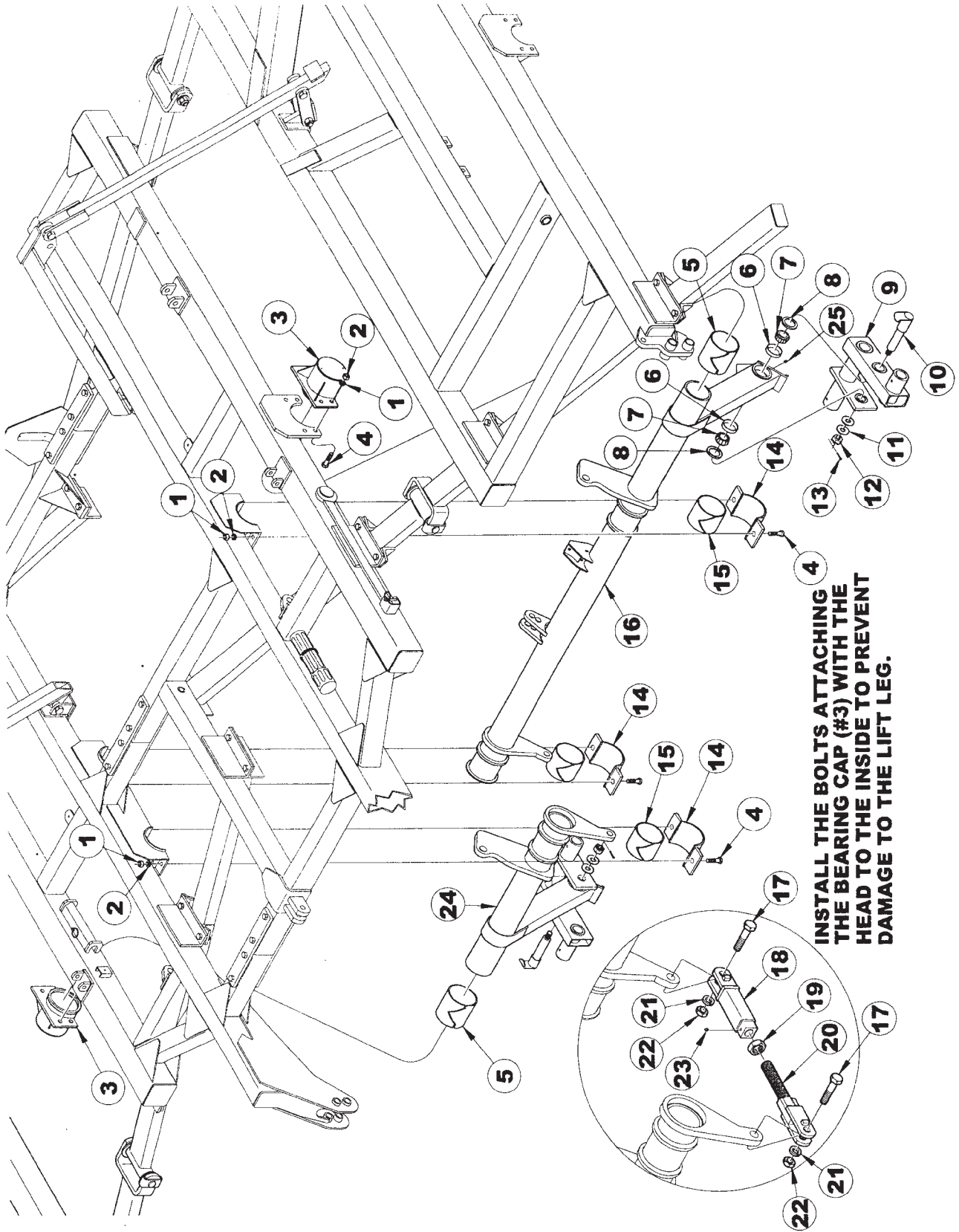
21

CENTER LIFT ASSEMBLY (21' - 29')

ITEM	NUMBER	QTY	DESCRIPTION
1	SN106		HEX NUT, 3/4"-10 FULL, GR 5, Y/D
2	SN1040		LOCK WASHER, 3/4" SPLIT TYPE MED, Y/D
3	SN7325		BEARING, LIFT (SPLIT) 6" WIDE
4	SN10083		CENTER LIFT, 21'-29', LEFT
5	SN3062		WALKING BEAM RACE (332)
6	SN3061		WALKING BEAM BEARING (342A)
7	SN3063		WALKING BEAM SEAL (NAT.204035 C/R 22870)
8	SN6119		TANDEM PIVOT
9	SN245		FLAT WASHER, 1" WIDE RIM, Y/D
10	SN2992		HEX NUT, 1"-14 FULL SLOTTED GR 2, Y/D
11	SN3066		COTTER PIN, 7/32" X 1 1/2"
12	SN6121		SPINDLE, 2" X 10 3/8" TANDEM PIVOT
13	SN1220		HEX BOLT, 3/4"-10 X 2", GR 5 Y/D
14	SN7329		BEARING CAP
15	SN9781		BEARING, LIFT (SPLIT) 4 1/2" WIDE
16	SN6864		BEARING CAP
17	SN5530		HEX BOLT, 1"-8 X 3", 1" THD, GR 5, Y/D
18	SN2526		FEMALE LINKAGE
19	SN2079		JAM NUT, 1 1/2"-6 HEX, GR 2, Y/D
20	SN2525		MALE LIFT LINKAGE, 18'-32' DISC
21	SN1283		LOCK WASHER, 1" SPLIT TYPE MED, Y/D
22	SN1849		JAM NUT, 1"-8 HEX, GR 2, Y/D
23	SN2098-1		GREASE ZERK, 1/8" NPTF, 5/8" L
24	SN10082		CENTER LIFT, 21'-29', RIGHT
25	SN2098-5		GREASE ZERK, 1/8" NPTF, 1 1/4" L
	SN2527		LIFT CONNECTOR LINK ASSEMBLY DISC (ITEMS 16-19)

I0005528
PR: t05g29n33c0008

CENTER LIFT ASSEMBLY (30' - 36')



**INSTALL THE BOLTS ATTACHING 4
THE BEARING CAP (#3) WITH THE
HEAD TO THE INSIDE TO PREVENT
DAMAGE TO THE LIFT LEG.**

**1434 TANDEM DISC
SERVICE PARTS**

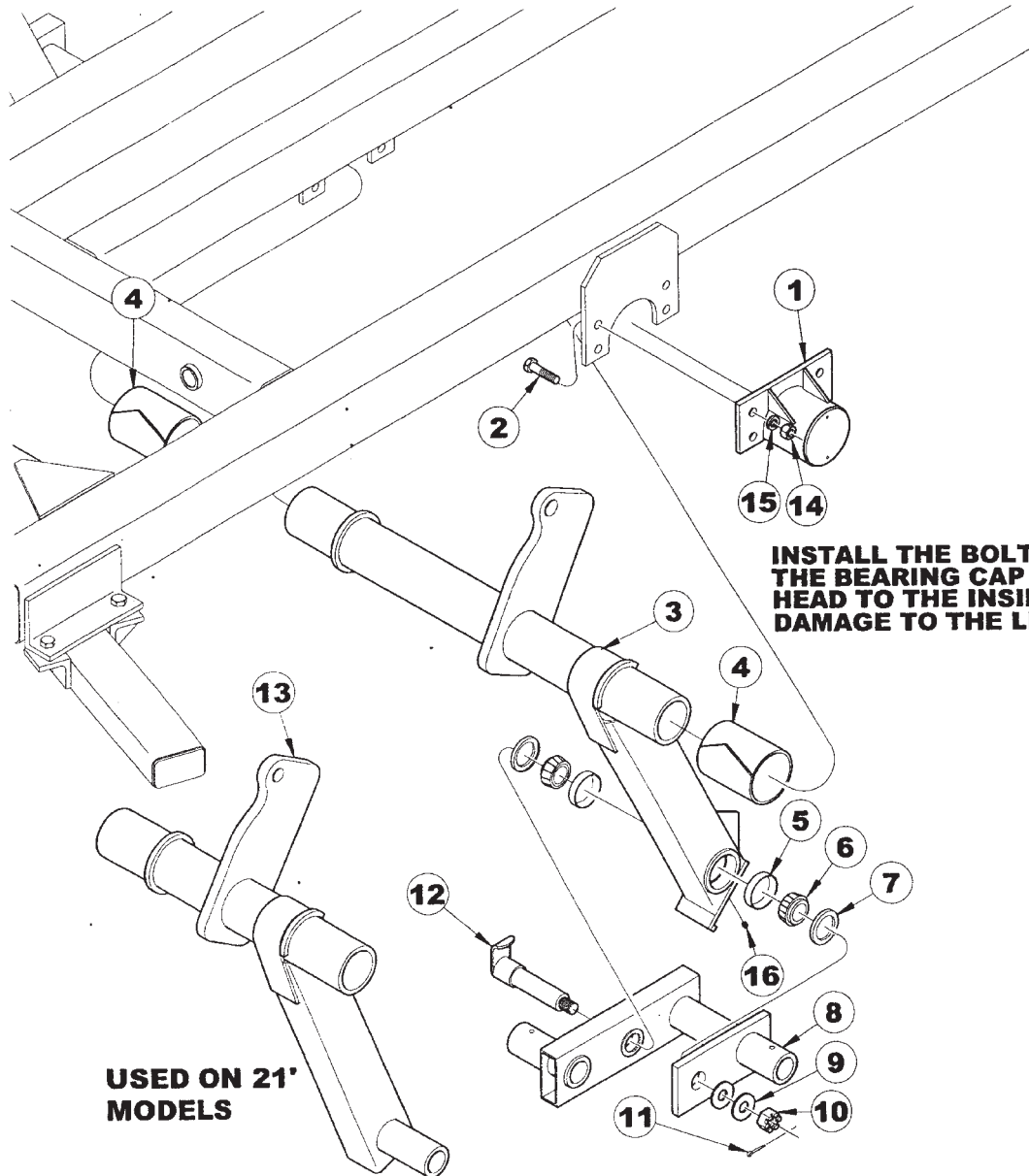
23

CENTER LIFT ASSEMBLY (30' - 36')

ITEM	NUMBER	QTY	DESCRIPTION
1	SN106		HEX NUT, 3/4"-10 FULL, GR 5, Y/D
2	SN1040		LOCK WASHER, 3/4" SPLIT TYPE MED, Y/D
3	SN7870		BEARING CAP
4	SN1220		HEX BOLT, 3/4"-10 X 2", GR 5 Y/D
5	SN7325		BEARING, LIFT (SPLIT) 6" WIDE
6	SN3062		WALKING BEAM RACE (332)
7	SN3061		WALKING BEAM BEARING (342A)
8	SN3063		WALKING BEAM SEAL (NAT. 204035 C/R22870)
9	SN7317		TANDEM PIVOT, 2 1/4" SPINDLE
10	SN3669		SPINDLE, 2" X 10 7/8" L TANDEM PIVOT
11	SN245		FLAT WASHER, 1" WIDE RIM, Y/D
12	SN2992		HEX NUT, 1"-14 FULL SLOTTED GR 2, Y/D
13	SN3066		COTTER PIN, 7/32" X 1 1/2"
14	SN6864		BEARING CAP
15	SN9781		BEARING, LIFT (SPLIT) 4 1/2" WIDE
16	SN10085		CENTER LIFT, 30'-36', LEFT
17	SN5530		HEX BOLT, 1"-8 X 3", 1" THD, GR 5, Y/D
18	SN2526		FEMALE LINKAGE
19	SN2079		JAM NUT, 1 1/2"-6 HEX, GR 2, Y/D
20	SN2525		MALE LIFT LINKAGE, 18'-32' DISC
21	SN1283		LOCK WASHER, 1" SPLIT TYPE MED, Y/D
22	SN1849		JAM NUT, 1"-8 HEX, GR 2, Y/D
23	SN2098-1		GREASE ZERK, 1/8" NPTF, 5/8" L
24	SN10084		CENTER LIFT, 30'-36', RIGHT
25	SN2098-5		GREASE ZERK, 1/8" NPTF, 1 1/4" L
	SN2527		LIFT CONNECTOR LINK ASSEMBLY DISC (ITEMS 16-21)

I0005548
PR: t05g29n33c0009

WING LIFT ASSEMBLY (23' - 36')



1434 TANDEM DISC
SERVICE PARTS

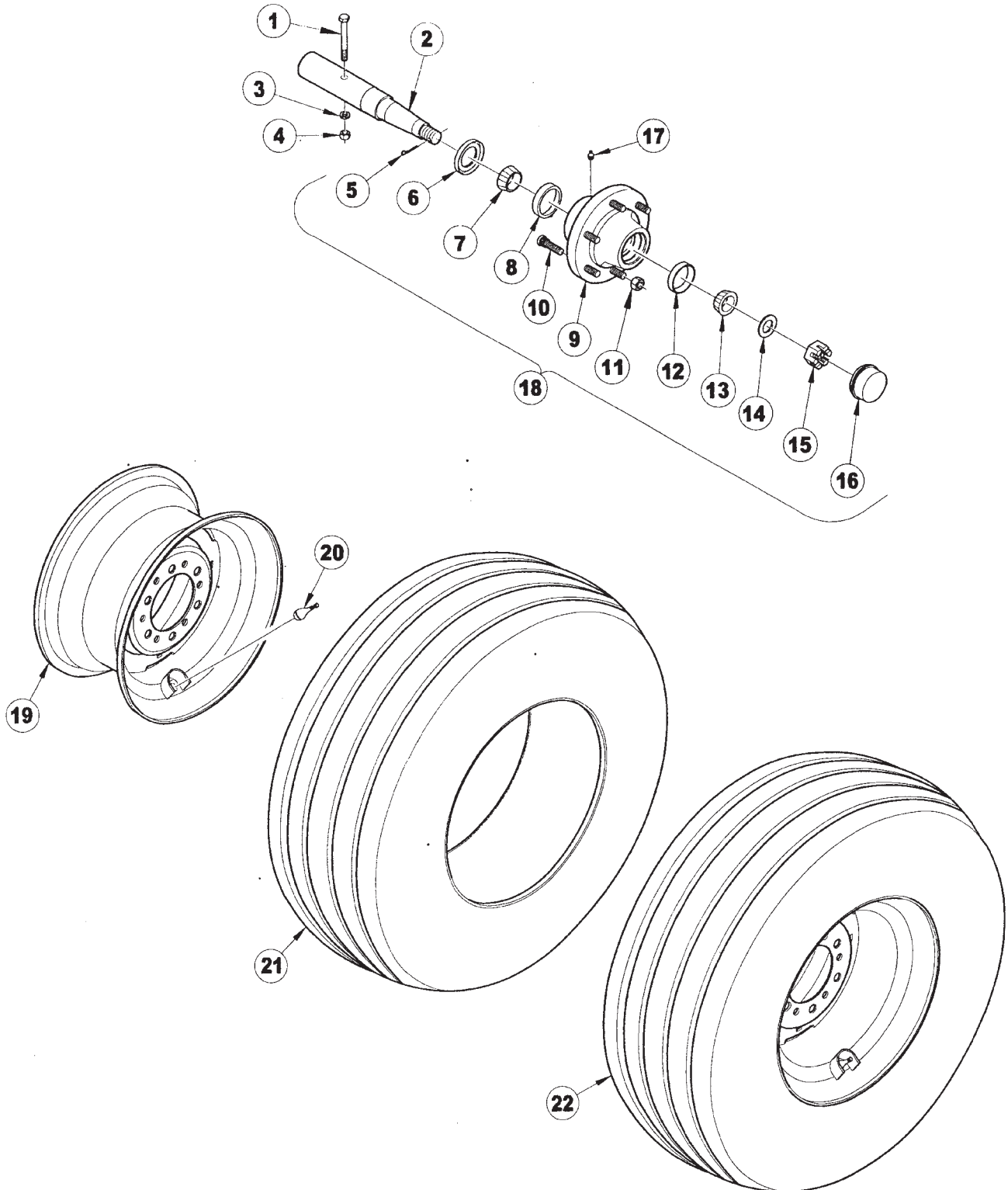
25

WING LIFT ASSEMBLY (23' - 36')

ITEM	NUMBER	QTY	DESCRIPTION
1	SN6167		BEARING CAP
2	SN1220		HEX BOLT, 3/4"-10 X 2", GR 5 Y/D
3	SN9855		WING LIFT, LEFT 23' - 36'
	SN9854		WING LIFT, RIGHT 23' - 36'
4	SN6150		BEARING, LIFT
5	SN3062		WALKING BEAM RACE (332)
6	SN3061		WALKING BEAM BEARING (342A)
7	SN3063		WALKING BEAM SEAL (NAT.204035 C/R 22870)
8	SN6119		TANDEM PIVOT
	SN7317		TANDEM PIVOT, 2 1/4" SPINDLE (OPTIONAL ON 30'-36' MACHINES)
9	SN245		FLAT WASHER, 1" WIDE RIM, Y/D
10	SN2992		HEX NUT, 1"-14 FULL SLOTTED GR 2, Y/D
11	SN3066		COTTER PIN, 7/32" X 1 1/2"
12	SN6121		SPINDLE, 2" X 10 3/8" TANDEM PIVOT (USE WITH 6119R)
	SN3669		SPINDLE, 2" X 10 7/8" L TANDEM PIVOT (USE WITH 7317R)
13	SN9853		WING LIFT, LEFT 21'
	SN9852		WING LIFT, RIGHT 21'
14	SN106		HEX NUT, 3/4"-10 FULL, GR 5, Y/D
15	SN1040		LOCK WASHER, 3/4" SPLIT TYPE MED, Y/D
16	SN2098-5		GREASE ZERK, 1/8" NPTF, 1 1/4" L

I0005529
PR: t05g29n33c0010

SIX BOLT HUB ASSEMBLY



1434 TANDEM DISC
SERVICE PARTS

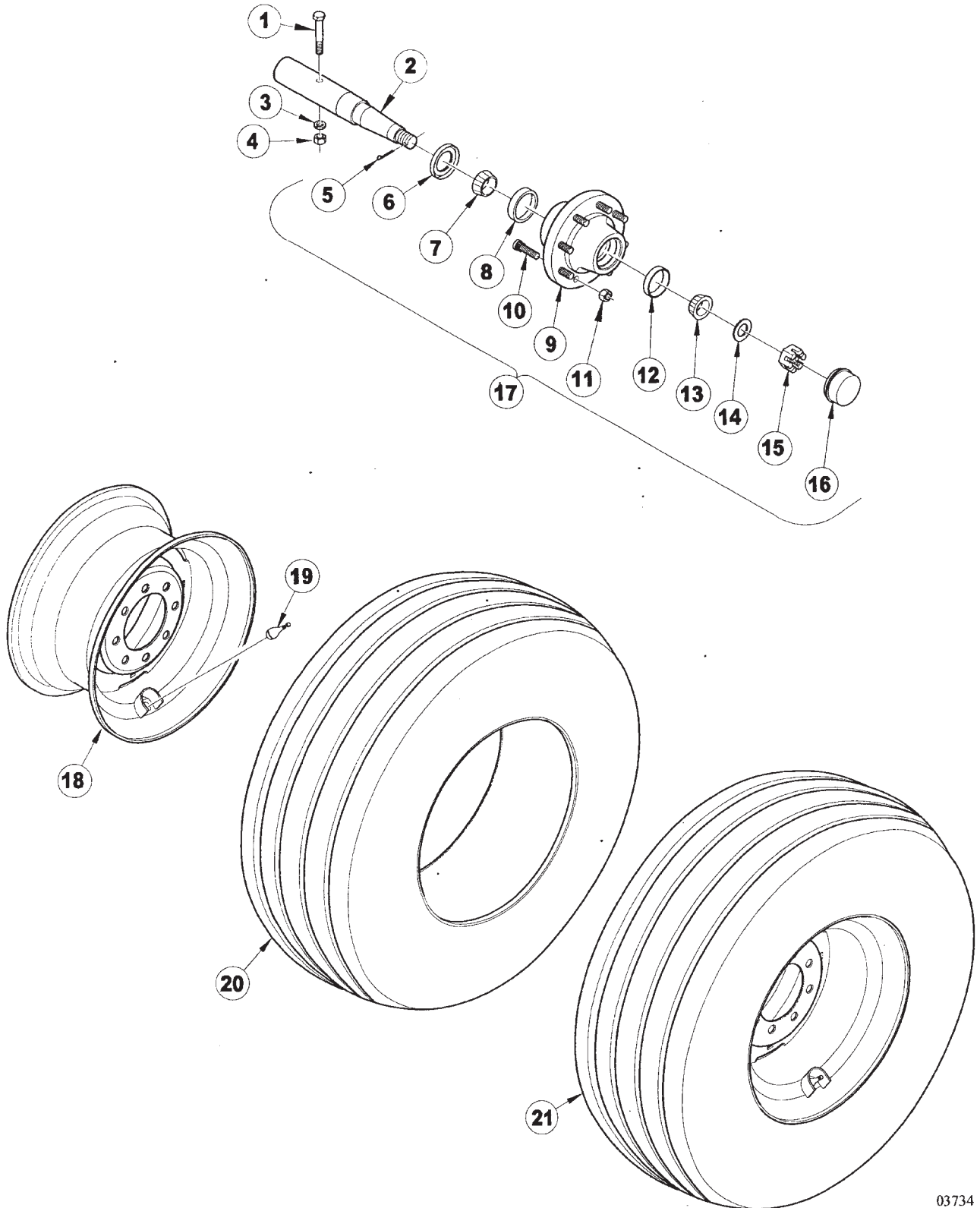
27

SIX BOLT HUB ASSEMBLY

ITEM	NUMBER	QTY	DESCRIPTION
1	SN2585		HEX BOLT, 7/16"-14 X 3 1/2", GR 5, Y/D
2	SN3299		SPINDLE, 2" X 13 1/4"
3	SN302		LOCK WASHER, 7/16" SPLIT TYPE MED, Y/D
4	SN303		HEX NUT, 7/16"-14 FULL, GR 2, Y/D
5	SN3066		COTTER PIN, 7/32" X 1 1/2"
6	SN3301		TRIPLE LIP SEAL
7	SN1935		BEARING (LM501349)
8	SN1936		RACE (LM501310)
9	SN1937		SIX BOLT HUB, STUDDED W/CUPS AND LUG NUTS, PAINTED
10	SN3118		LUG BOLT, 9/16"-18 X 1 7/8" PRESS IN, PL
11	SN3117		LUG NUT, 9/16"-18, GR 5, 90 DEG TAPER, Y/D
12	SN1605		RACE (LM67010)
13	SN1606		BEARING (LM67048)
14	SN3303		WASHER, 1 1/32" ID X 1 3/4" ODX 1/8" THICK, PLAIN
15	SN3302		HEX NUT, 1"-14 FULL SLOTTED GR 2, PLAIN
16	SN1610		DUST CAP, 2.448" OD, Y/D
17	SN2098-6		GREASE ZERK, 1/4"-28, 17/32" L
18	SN3300		SIX BOLT HUB ASSEMBLY W/3301 SEAL (ITEMS 5 THRU 16)
19	SN1944		WHEEL, 15 X 10, 6 BOLT
20	SN3577		VALVE STEM
21	SN3580		TIRE, 11L X 15, 8 PLY TUBELESS
	SN3581		TIRE, 11L X 15, 12-PLY TUBELESS
22	SN3058		TIRE, 11L 8 PLY TUBELESS W/15 X 10 WHEEL ASSY 6 BOLT
	SN3587		TIRE, 11L 12 PLY TUBELESS W/15 X 10 WHEEL ASSY 6 BOLT

I0001335
PR: t05g29n33c0011

EIGHT BOLT HUB ASSEMBLY



1434 TANDEM DISC
SERVICE PARTS

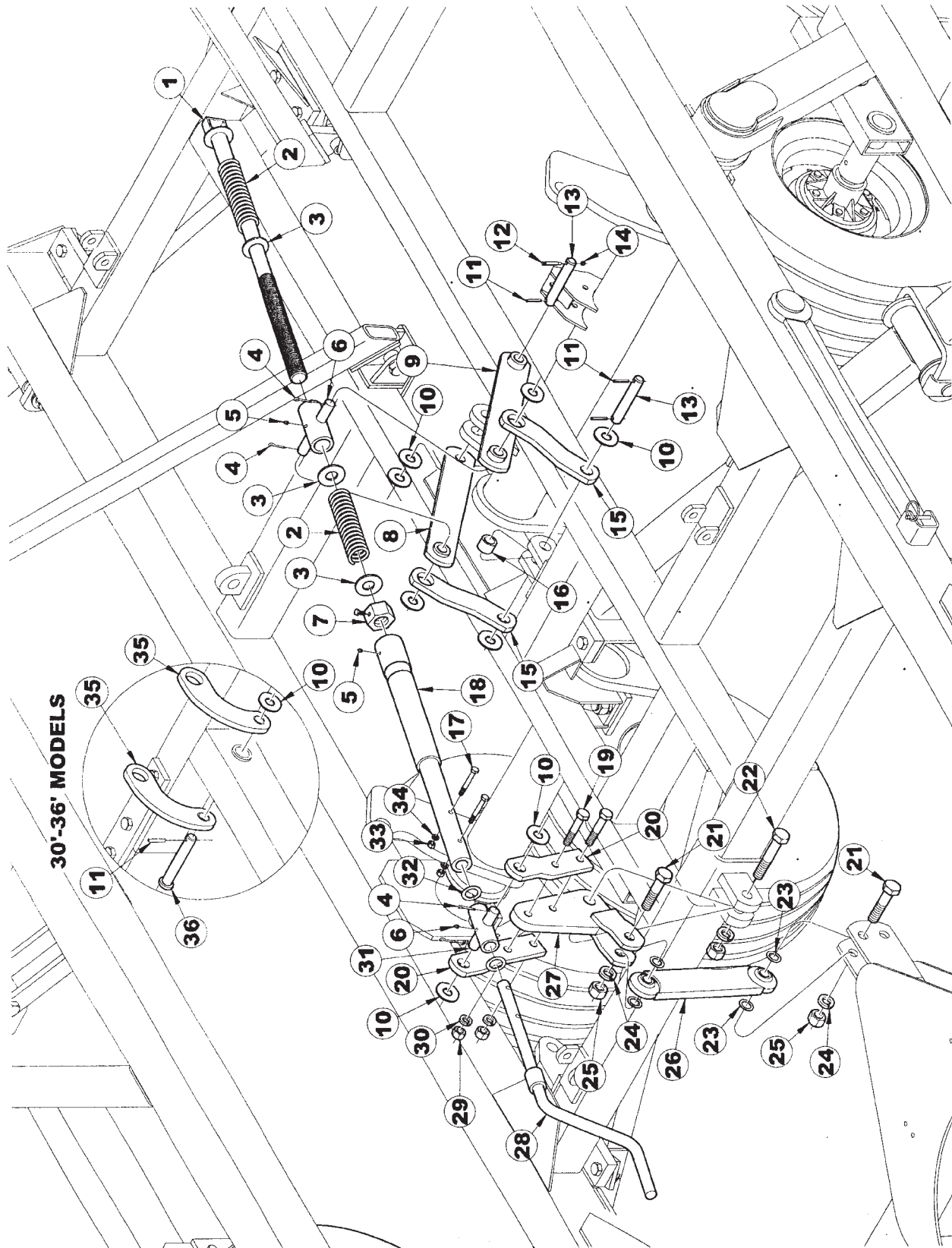
29

EIGHT BOLT HUB ASSEMBLY

ITEM	NUMBER	QTY	DESCRIPTION
1	SN2569		HEX BOLT, 7/16"-14 X 4", GR 5, Y/D
2	SN3687		SPINDLE, 2 1/4" X 14"
3	SN302		LOCK WASHER, 7/16" SPLIT TYPE MED, Y/D
4	SN303		HEX NUT, 7/16"-14 FULL, GR 2, Y/D
5	SN3066		COTTER PIN, 7/32" X 1 1/2"
6	SN3301		TRIPLE LIP SEAL
7	SN3683		BEARING(LM603049)
8	SN3684		RACE (LM603011)
9	SN3685		EIGHT BOLT HUB, STUDDED W/CUPS ZERK AND LUG NUTS, PAINTED
10	SN3118		LUG BOLT, 9/16"-18 X 1 7/8" PRESS IN, PL
11	SN3117		LUG NUT, 9/16"-18, GR 5, 90 DEG TAPER, Y/D
12	SN1605		RACE (LM67010)
13	SN1606		BEARING (LM67048)
14	SN3303		WASHER, 1 1/32" ID X 1 3/4" ODX 1/8" THICK, PLAIN
15	SN3302		HEX NUT, 1"-14 FULL SLOTTED GR 2, PLAIN
16	SN1610		DUST CAP, 2.448" OD, Y/D
17	SN3686		8 BOLT HUB ASSEMBLY (ITEMS 5 THRU 16)
18	SN3688Y		WHEEL, 15 X 10, 8 BOLT
19	SN3577		VALVE STEM
20	SN5578		TIRE, 12.5L X 15, (GY-FI-F)
21	SN5555		TIRE, 12.5L (GY-FI-F) W/15X10 WH ASSY 8 BT

I0003734
PR: t05g29n33c0012

STANDARD SELF LEVELER ASSEMBLY



1434 TANDEM DISC
SERVICE PARTS

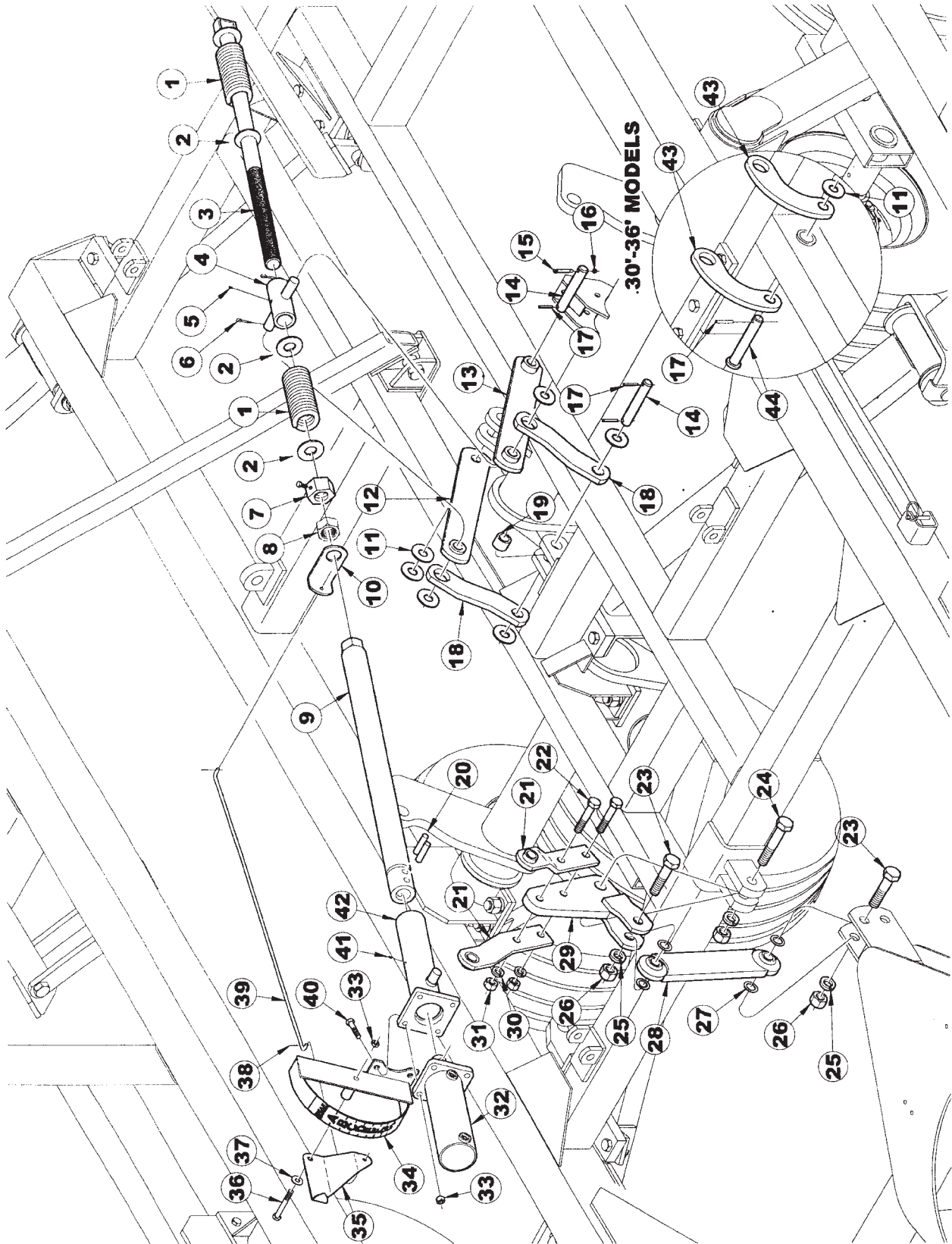
31

STANDARD SELF LEVELER ASSEMBLY

ITEM	NUMBER	QTY	DESCRIPTION
1	SN1876		LEVELER SCREW
2	SN1875		SPRING, 2.938" OD X 1.625" ID X 8 7/8" L COMPRESSION
3	SN2755		FLAT WASHER, 1 9/16" ID X 2 13/16" OD, 10 GA, Y/D
4	SN1609		COTTER PIN, 3/16" X 1 1/2"
5	SN2098-1		GREASE ZERK, 1/8" NPTF, 5/8" L
6	SN6076		LEVELER CROSS, 5"
7	SN1880		JAM NUT, 1 1/2"-6 HEX W/SET SCREW, GR 2, Y/D
8	SN9824		LIFT AXLE LINK, RIGHT, 15 1/2" L
9	SN9825		LIFT AXLE LINK, LEFT, 15 1/2" L
10	SN245		FLAT WASHER, 1" WIDE RIM, Y/D
11	SN3164		ROLL PIN, 5/16" X 2" SPIRAL MEDIUM
12	SN3880		SHOULDER BOLT, 5/16" X 1 3/4", GR 8 EQUIV
13	SN5251		PIN, 1" X 5 13/16" (4 1/2"), Y/D
14	SN3881		LOCK NUT, 1/4"-20 HEX NYLON INSERT
15	SN9858		PIVOT LINK, 21' - 29'
16	SN6078		BUSHING, 1 1/8" L
17	SN6282		HEX BOLT, 7/16"-14 X 3", GR 5, Y/D
18	SN10351		LEVELER PIPE, 35" L (21' - 29' MACHINES)
	SN10352		LEVELER PIPE, 46" L (30' - 36' MACHINES)
19	SN6406		HEX BOLT, 3/4"-10 X 3 1/2", 1 1/4"
20	SN6074		LEVELER CROSS BRACKET
21	SN1753		HEX BOLT, 1"-8 X 4" GR5, Y/D
22	SN1678		HEX BOLT, 1"-8 X 4 1/2", GR 5 Y/D
23	SN2073		MACHINE BUSHING, 1 1/2" OD X 1" ID, 14 GA, Z/P
24	SN1283		LOCK WASHER, 1" SPLIT TYPE MED, Y/D
25	SN110		HEX NUT, 1"-8 FULL, GR 5, Y/D
26	SN9828		CONNECTING LINK, BALL JOINT, 14" L
27	SN9829		LEVELER "L", WELDED
28	SN6120		LEVELER CRANK
29	SN106		HEX NUT, 3/4"-10 FULL, GR 5, Y/D
30	SN1040		LOCK WASHER, 3/4" SPLIT TYPE MED, Y/D
31	SN6280		LEVELER CROSS
32	SN6466		MACHINE BUSHING, 1 1/4" ID X 1 7/8" OD, 14 GA, Z/P
33	SN303		HEX NUT, 7/16"-14 FULL, GR 2, Y/D
34	SN302		LOCK WASHER, 7/16" SPLIT TYPE MED, Y/D
35	SN7941		* PIVOT LINK, 8 1/2" HC
36	SN1305		* PIN, 1" X 6 1/4" (5 3/4"), Y/D
	SN9844		LEVELER SCREW ASSY, 34" (ITEMS 1-3 & 5-7)
			*NOTE: ITEMS 35 & 36 ARE USED ON THE 30' - 36' MACHINES IN PLACE OF ITEMS 13 & 15

I0005530
PR: t05g29n33c0013

HYDRAULIC SELF LEVELER ASSEMBLY



1434 TANDEM DISC
SERVICE PARTS

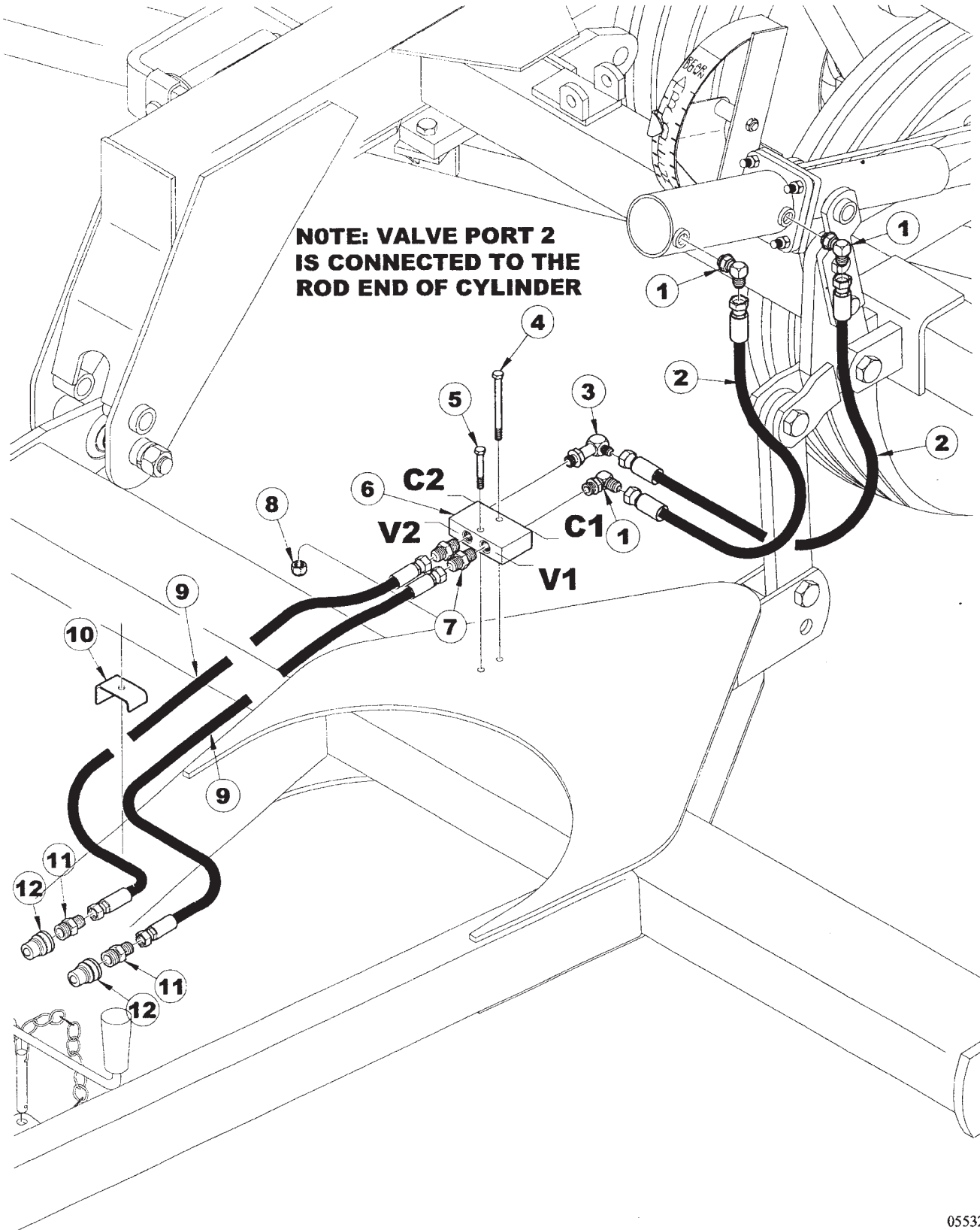
33

HYDRAULIC SELF LEVELER ASSEMBLY

ITEM	NUMBER	QTY	DESCRIPTION
1	SN1875		SPRING, 2.938" OD X 1.625" ID X 8 7/8" L COMPRESSION
2	SN2755		FLAT WASHER, 1 9/16" ID X 2 13/16" OD, 10 GA, Y/D
3	SN1876		LEVELER SCREW
4	SN6076		LEVELER CROSS, 5"
5	SN2098-1		GREASE ZERK, 1/8" NPTF, 5/8" L
6	SN1609		COTTER PIN, 3/16" X 1 1/2"
7	SN1880		JAM NUT, 1 1/2"-6 HEX W/SET SCREW, GR 2, Y/D
8	SN1978		HEX NUT, 1 1/2"-6 FULL, GR 2, Y/D
9	SN9841		SELF LEVELER TUBE, INNER, 37 15/32" L (21' - 29' MACHINES)
	SN9840		SELF LEVELER TUBE, INNER, 49 25/32" L (30' - 36' MACHINES)
10	SN7878		BRACKET, INDICATOR ROD
11	SN245		FLAT WASHER, 1" WIDE RIM, Y/D
12	SN9824		LIFT AXLE LINK, RIGHT, 15 1/2" L
13	SN9825		LIFT AXLE LINK, LEFT, 15 1/2" L
14	SN5251		PIN, 1" X 5 13/16" (4 1/2"), Y/D
15	SN3880		SHOULDER BOLT, 5/16" X 1 3/4", GR 8
16	SN3881		LOCK NUT, 1/4"-20 HEX NYLON INSERT
17	SN3164		ROLL PIN, 5/16" X 2" SPIRAL MEDIUM
18	SN9858		PIVOT LINK, 21' - 29'
19	SN6078		BUSHING, 1 1/8" L
20	SN7885		PIN, 5/8" X 2 3/8" L, Y/D
21	SN9830		LEVELER CROSS BRACKET
22	SN6406		HEX BOLT, 3/4"-10 X 3 1/2", 1 1/4" THD GR 5, Y/D
23	SN1753		HEX BOLT, 1"-8 X 4" GR5, Y/D
24	SN1678		HEX BOLT, 1"-8 X 4 1/2", GR 5 Y/D
25	SN1283		LOCK WASHER, 1" SPLIT TYPE MED, Y/D
26	SN110		HEX NUT, 1"-8 FULL, GR 5, Y/D
27	SN2073		MACHINE BUSHING, 1 1/2" OD X 1" ID, 14 GA, Z/P
28	SN9828		CONNECTING LINK, BALL JOINT, 14" L
29	SN9829		LEVELER "L", WELDED
30	SN1040		LOCK WASHER, 3/4" SPLIT TYPE MED, Y/D
31	SN106		HEX NUT, 3/4"-10 FULL, GR 5, Y/D
32	SN7860		CYLINDER, 3 1/2" X 6" (13 1/8" RETRACTED)
			CROSS (*VERSION 1, PRIOR TO 7/18/03)
	SN12002		CYLINDER, 3 1/2" X 6" (13 1/8" CPC) CROSS, 3000PSI (*VERSION 2, 7/18/03 & LATER
33	SN2096		LOCK NUT, 1/2"-13 HEX NYLON INSERT
34	SN7873		INDICATOR SCALE
35	SN7874		INDICATOR POINTER
36	SN1507		HEX BOLT, 1/2"-13 X 3 1/2", GR 5, Y/D
37	SN486		FLAT WASHER, 1/2", Y/D
38	SN3571		COTTER PIN, 1/8" X 1"
39	SN9831		INDICATOR ROD, 40 3/16" L (21' - 29')
	SN9839		INDICATOR ROD, 52 17/32" L (30' - 36')
40	SN112		HEX BOLT, 1/2"-13 X 2 1/2", GR 5, Y/D
41	SN2098-6		GREASE ZERK, 1/4"-28, 17/32" L
42	SN7876		SELF LEVELER TUBE, OUTER
43	SN7941		* PIVOT LINK, 8 1/2" HC
44	SN1305		* PIN, 1" X 6 1/4" (5 3/4"), Y/D
	SN9844		LEVELER SCREW ASSY, 34" (ITEMS 1-5 & 7)
	SN9842		LEVELER SCREW ASSY, 34" W/9841R TUBE (HYD) (ITEMS 1-5, & 7-10)

I0005531
PR: t05g29n33c0014

HYDRAULIC SELF LEVELER HYDRAULICS



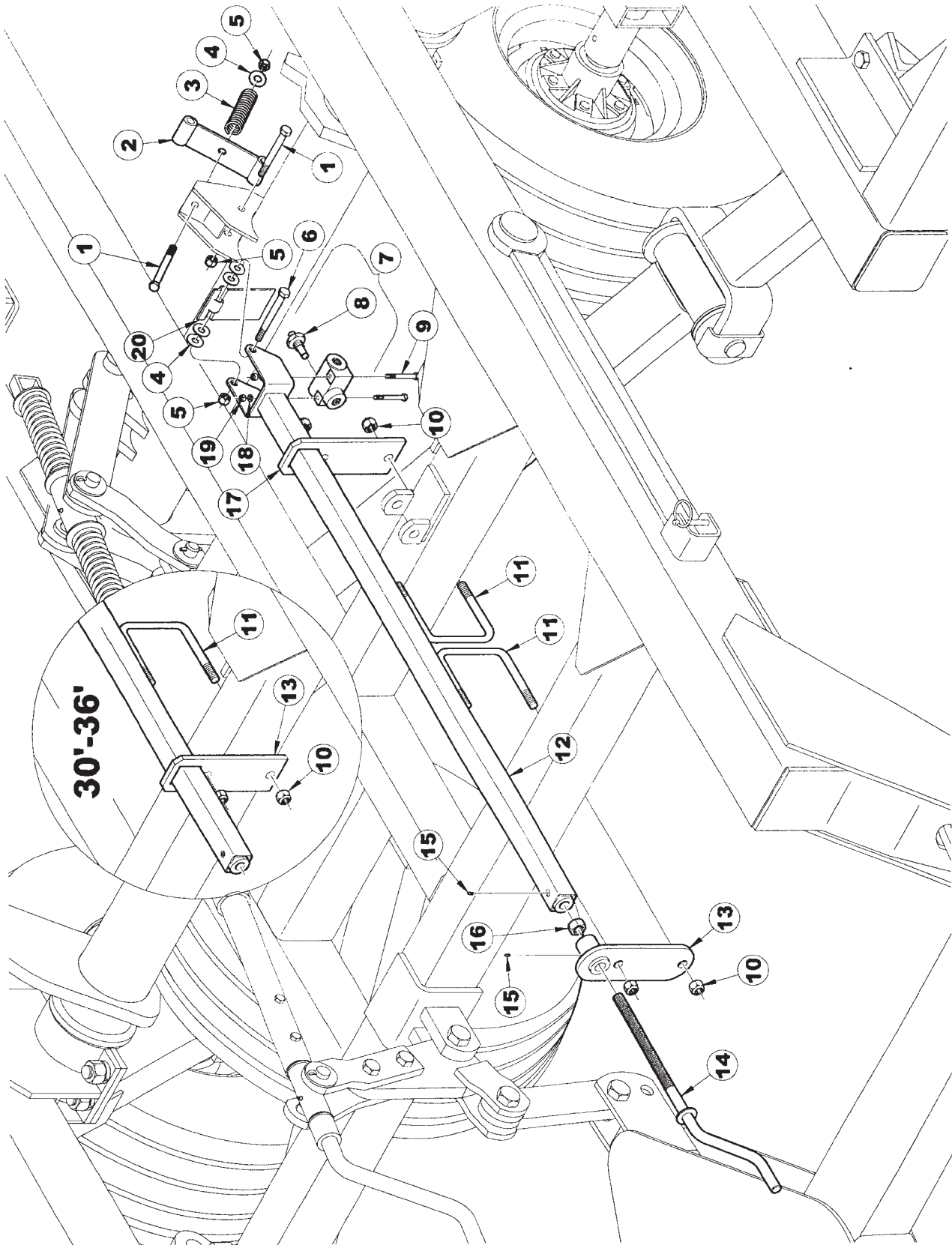
ITEM	NUMBER	QTY	DESCRIPTION
1	SN6935		90 DEG STR THD ELBOW, 9/16"-18 MF X 3/4"-16 MOR
2	SN4040011		HOSE, 1/4" X 40" L, 9/16"-18 F/ENDS
3	SN9916		90 DEG STR THD ELBOW, XL,9/16-18 MFX 3/4-16 MOR
4	SN9549		HEX BOLT, 3/8"-16 X 4",ALL THD GR 5, Y/D
5	SN2487		HEX BOLT, 3/8"-16 X 2 1/2", GR 5, Y/D
6	SN6737		VALVE, LOCK
7	SN6735		STRAIGHT THD CONNECTOR, 9/16"-18 MF X 3/4"-16 MOR W/1/32" REST
8	SN3567		LOCK NUT, 3/8"-16 HEX NYLON INSERT
9	SN4141011		HOSE, 1/4" X 141" L, 9/16"-18 F/ENDS
10	SN3253		HYDRAULIC COUPLER, MALE HALF
11	SN6177		MALE CONNECTOR, 9/16"-18 MF X 1/2-14 MPT

WARNING

THESE PARTS ARE IMPORTANT TO THE SAFETY
OF THIS EQUIPMENT AND THOSE WHO OPERATE
IT. USE ONLY EXACT REPLACEMENT PARTS TO
PREVENT HYDRAULIC FAILURE. BEFORE
REPLACING THESE PARTS, REVIEW AND FOLLOW
THE INSTRUCTIONS IN THE SAFETY AND
OPERATING SECTIONS OF THIS MANUAL.

I0005532
PR: t05g29n33c0015

STROKE CONTROL ASSEMBLY



1434 TANDEM DISC
SERVICE PARTS

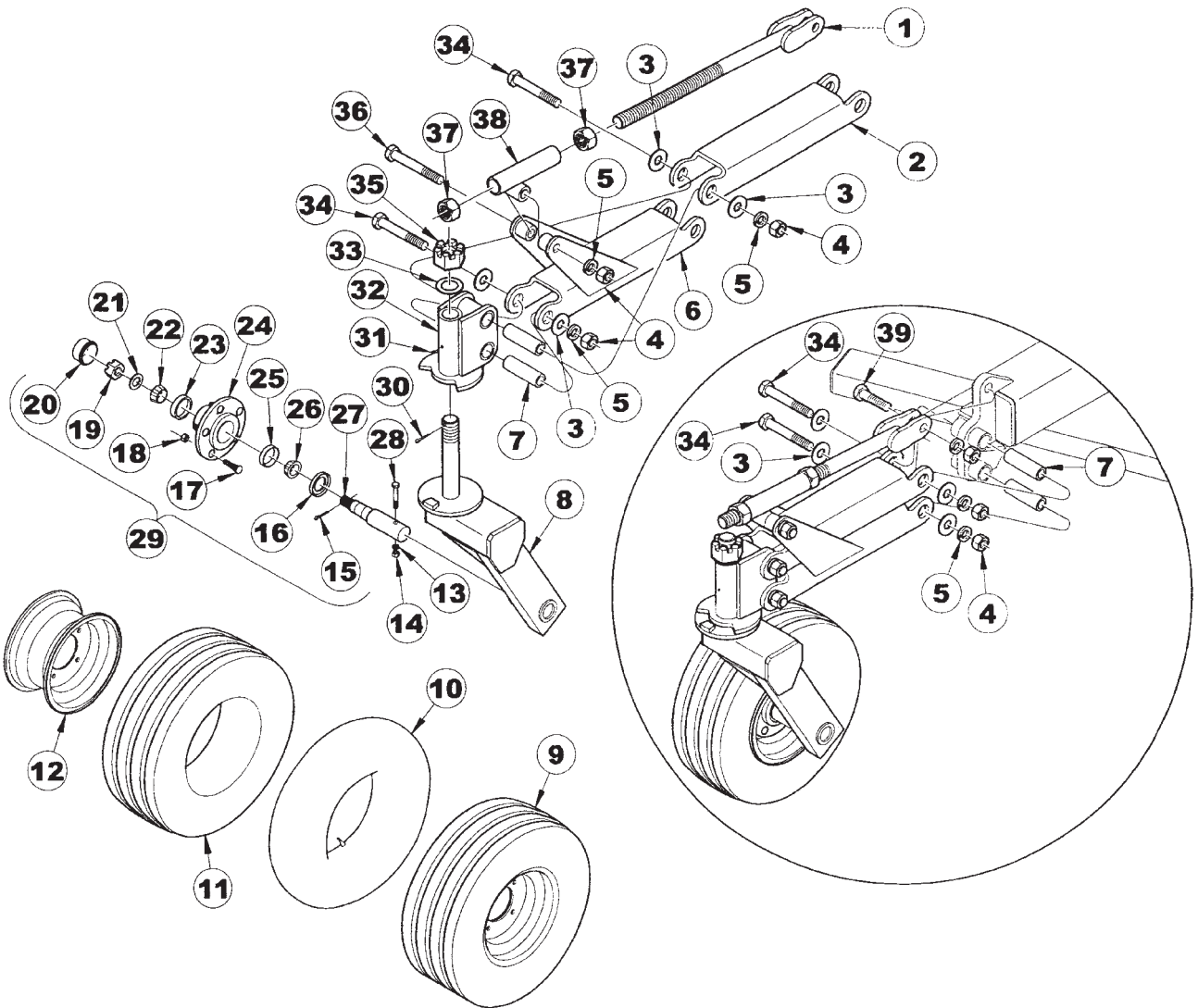
37

STROKE CONTROL ASSEMBLY

ITEM	NUMBER	QTY	DESCRIPTION
1	SN3371		HEX BOLT, 1/2"-13 X 4", GR 5, Y/D
2	SN9846		ACTUATOR LEVER
3	SN4944		SPRING, 1.10" OD, .135 DIA, 3 1/2" L
4	SN486		FLAT WASHER, 1/2", Y/D
5	SN2096		LOCK NUT, 1/2"-13 HEX NYLON INSERT
6	SN140		HEX BOLT, 1/2"-13 X 4 1/2", GR 5, Y/D
7	SN4732		DEPTH CONTROL VALVE
8	SN8636-1		CARTRIDGE ASSY, CROSS
9	SN1817		HEX BOLT, 5/16"-18 X 2 1/2", GR 5, Y/D
10	SN669-1		LOCK NUT, 5/8" HEX NYLON INSERT
11	SN6102		U-BOLT, 5/8"-11 X 5 1/2" X 5 11/16" W, GR 5, Y/D
12	SN9848		VALVE ADJUSTMENT TUBE, 50" L (21' - 29' MACHINES)
	SN9849		VALVE ADJUSTMENT TUBE, 59 3/4" L (30' - 36' MACHINES)
13	SN9847		STROKE CONTROL TUBE MOUNT
14	SN9531		THREADED REMOTE ADJUSTMENT
15	SN2098-6		GREASE ZERK, 1/4"-28, 17/32" L
16	SNHEN3410		LOCK NUT, 3/4" HEX NYLON INSERT
17	SN6165		GUIDE BRACKET
18	SN3723		LOCK WASHER, 5/16" SPLIT TYPE, MED, Y/D
19	SN3724		HEX NUT, 5/16"-18 FULL, GR 2, Y/D
20	SN6930		STOP TAB

I0005533
PR: t05g29n33c0016

GAUGE WHEEL ASSEMBLY



1434 TANDEM DISC
SERVICE PARTS

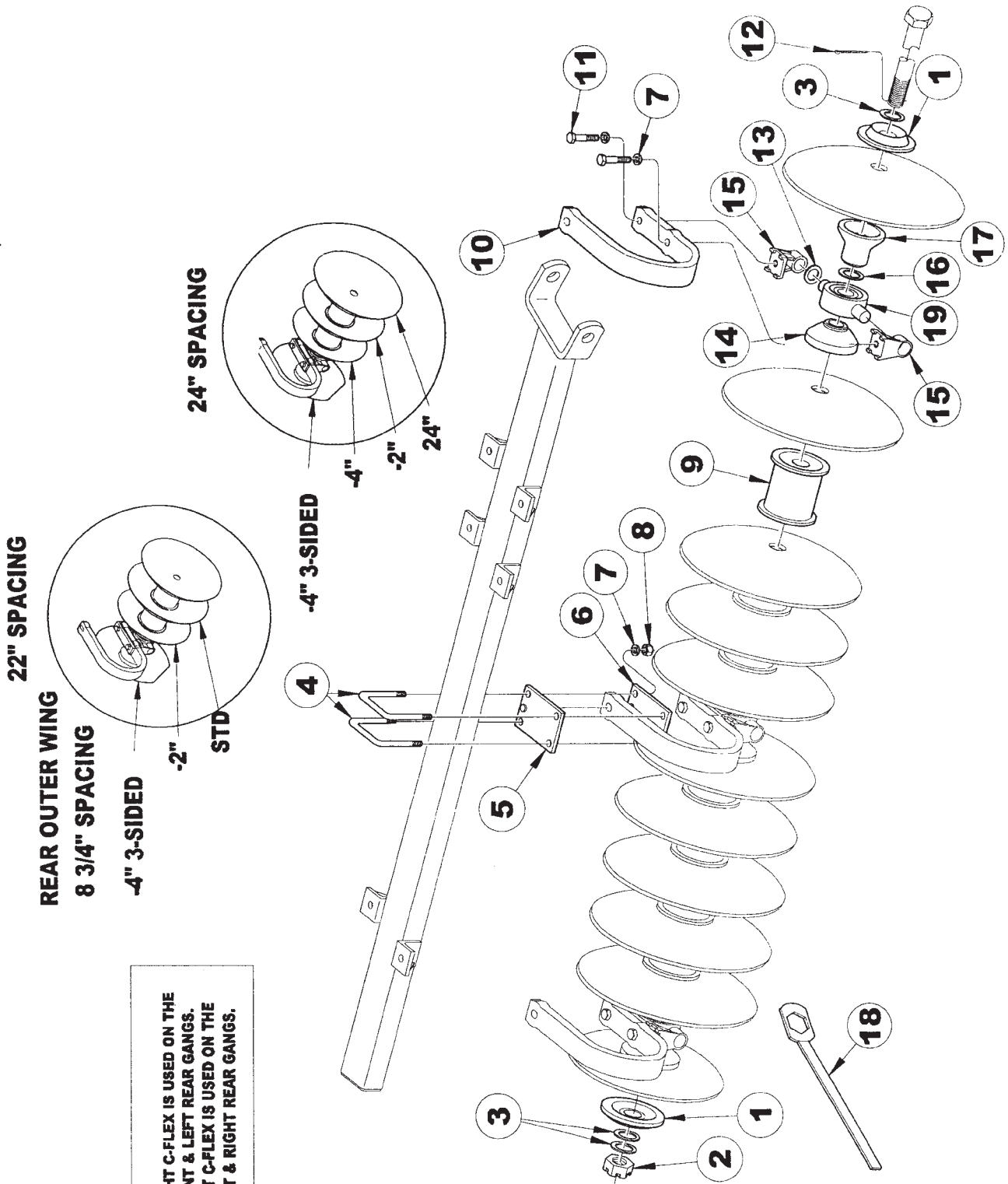
39

GAUGE WHEEL ASSEMBLY

ITEM	NUMBER	QTY	DESCRIPTION
1	SN7849		CONNECTING LINK SCREW
	SN7856		CONNECTING LINK ASSEMBLY (ITEMS #1, #37 & #38)
2	SN7853		UPPER LINK
3	SN10034		WASHER, 2.125" OD X 1.062" ID, .250", Y/D
4	SN110		HEX NUT, 1"-8 FULL, GR5, Y/D
5	SN1283		LOCK WASHER, 1" SPLIT TYPE MED, Y/D
6	SN7854		LOWER LINK
7	SN7851		BUSHING, 1 1/2" OD X 1.032" ID, 4 13/1
8	SN5831		AXLE, HEAVY DUTY GAUGE WHEEL W/STOP
9	SN2801		TIRE, 20.5 X 8 X 10 WH ASSY
10	SN2392		TUBE, 20.5 X 8 X 10
11	SN2391		TIRE, 20.5 X 8 X 10
12	SN2390		WHEEL, 6 X 10
13	SN302		LOCK WASHER, 7/16" SPLIT TYPE MED, Y/D
14	SN303		HEX NUT, 7/16"-14 FULL, GR 2, Y/D
15	SN1609		COTTER PIN, 3/16" X 1 1/2"
16	SN1799		SEAL, TRIPLE LIP, WHEEL
17	SN1611-1		SHOULDER BOLT, 1/2"-20X2 3/32" PRESS
18	SN1611		LUG NUT, 1/2"-20, GR 5, 90 DEG TAPER
19	SN3302		HEX NUT, 1"-14 FULL SLOTTED GR 2, PL
20	SN1610		DUST CAP, 2.448" OD, Y/D
21	SN3303		WASHER, 1 1/32" ID X 1 3/4" ODX 1/8"
22	SN1606		BEARING (LM67048)
23	SN1605		RACE (LM67010)
24	SN1604		FIVE BOLT HUB, STUDDED W/CUPS AND LUG
25	SN1603		RACE (LM48510)
26	SN1602		BEARING (LM48548)
27	SN3309		SPINDLE, 1 3/4" X 8 1/2" H.D. GAUGE
28	SN2585		HEX BOLT, 7/16"-14 X 3 1/2", GR 5
29	SN2799		FIVE BOLT HUB ASSEMBLY (ITEMS 15-26, SPINDLE NOT INCLUDED)
30	SN108		COTTER PIN, 5/16" X 2 1/2", Y/D
31	SN2098-1		GREASE ZERK, 1/8" NPTF, 5/8" L
32	SN9628		PIVOT PLATE
33	SN2756		FLAT WASHER, 1 13/16" ID X 2 13/16" O.D.
34	SN1282		HEX BOLT, 1"-8 X 6 1/2", GR 5, Y/D
35	SN2036		HEX NUT, 1 3/4"-5 SLOTTED HEAVY
36	SN109		HEX BOLT, 1"-8 X 7", GR 5, Y/D
37	SN1978		HEX NUT, 1 1/2"-6 FULL, GR 2, Y/D
38	SN6298		CONNECTING LINK MOUNT
39	SN155		HEX BOLT, 1"-8 X 3 1/2", GR 5 Y/D
	SN12466R		1434 GAUGE WHEEL ASSEMBLY

I0005606
PR: t05g29n33c0017

DISC GANG ASSEMBLY



NOTE:
5975B, RIGHT C-FLEX IS USED ON THE
RIGHT FRONT & LEFT REAR GANGS.
5976B, LEFT C-FLEX IS USED ON THE
LEFT FRONT & RIGHT REAR GANGS.

1434 TANDEM DISC
SERVICE PARTS

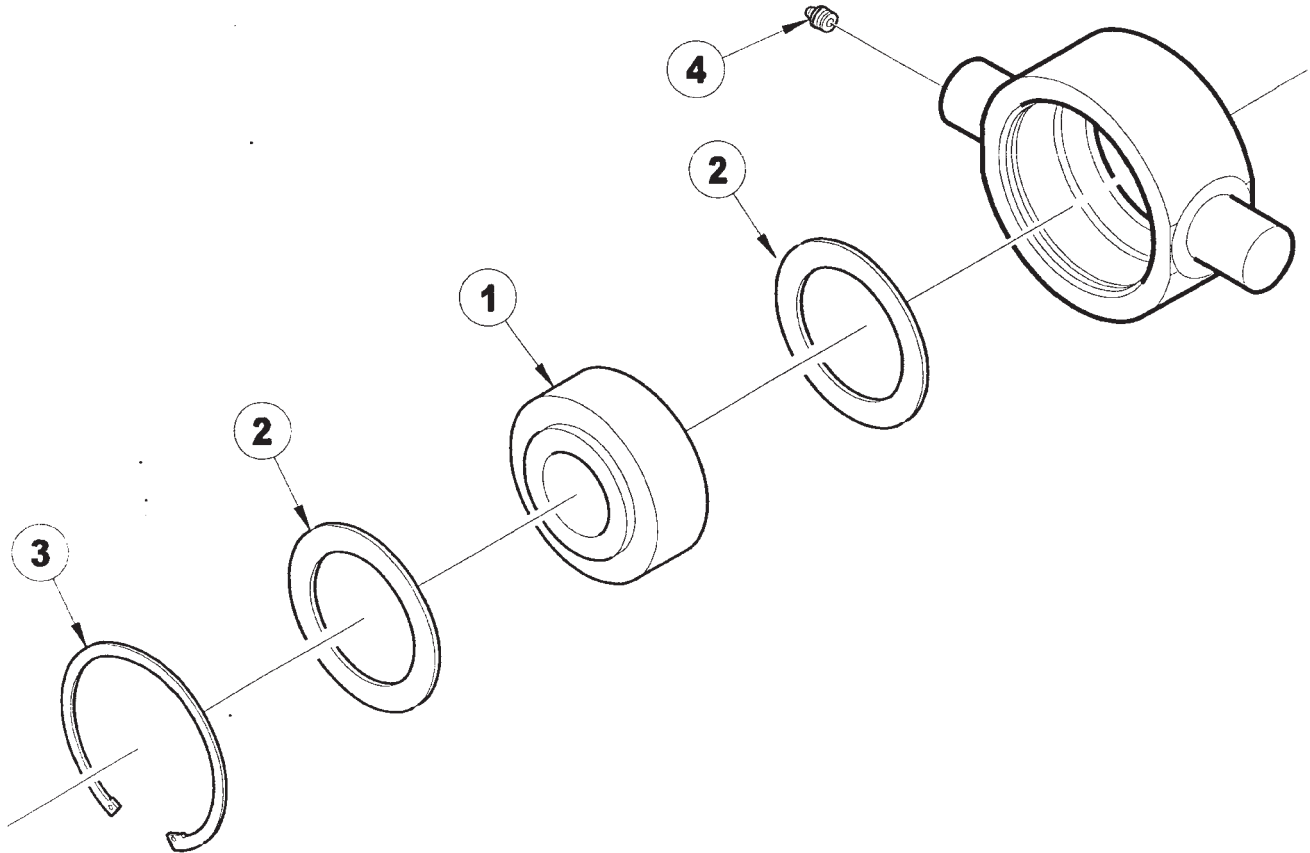
41

DISC GANG ASSEMBLY

ITEM	NUMBER	QTY	DESCRIPTION
1	SN2723B		SPRING END COLLAR, 1 3/4" BORE
2	SN2036		HEX NUT, 1 3/4"-5 SLOTTED HEAVY GR 2, Y/D
3	SN2037		FLAT WASHER, 1 13/16" ID X 2 13/16" OD X 1/4" THICK
4	SN6272		U-BOLT, 3/4"-10 X 6 1/4" X 5 13/16" W, Y/D
5	SN6148		C-FLEX MOUNTING PLATE, TOP
6	SN6147		C-FLEX MOUNTING PLATE
7	SN1040		LOCK WASHER, 3/4" SPLIT TYPE MED, Y/D
8	SN106		HEX NUT, 3/4"-10 FULL, GR 5, Y/D
9	SN5980		SPOOL, FULL, 8.75
10	SN5975		SHANK, C-FLEX, 1 1/4" X 2 1/2" RIGHT
	SN5976		SHANK, C-FLEX, 1 1/4" X 2 1/2" LEFT
11	SN6307		HEX BOLT, 3/4"-10 X 3" GR 8, Y/D
12	SN108		COTTER PIN, 5/16" X 2 1/2", Y/D
13	SN3095		FLAT WASHER, 1 1/2" ID X 2 1/4" OD, 10 GA, Y/D
14	SN2816		SPOOL, SHORT BEARING, 1 3/4" BORE
15	SN9691		TRUNNION BEARING MOUNT
16	SN2756		FLAT WASHER, 1 13/16" ID X 2 13/16" OD, 10 GA, Y/D (8 3/4" SPACING ONLY)
17	SN3108		SPOOL, LONG BEARING, 8 1/2" SP
18	SN2194		GANG WRENCH, 2 3/4"
19	SN3090		TRUNNION BEARING COMPLETE

I0005536
PR: t05g29n33c0018

TRUNNION BEARING ASSEMBLY



Note: The trunnion bearing housing is not available separately.

1434 TANDEM DISC
SERVICE PARTS

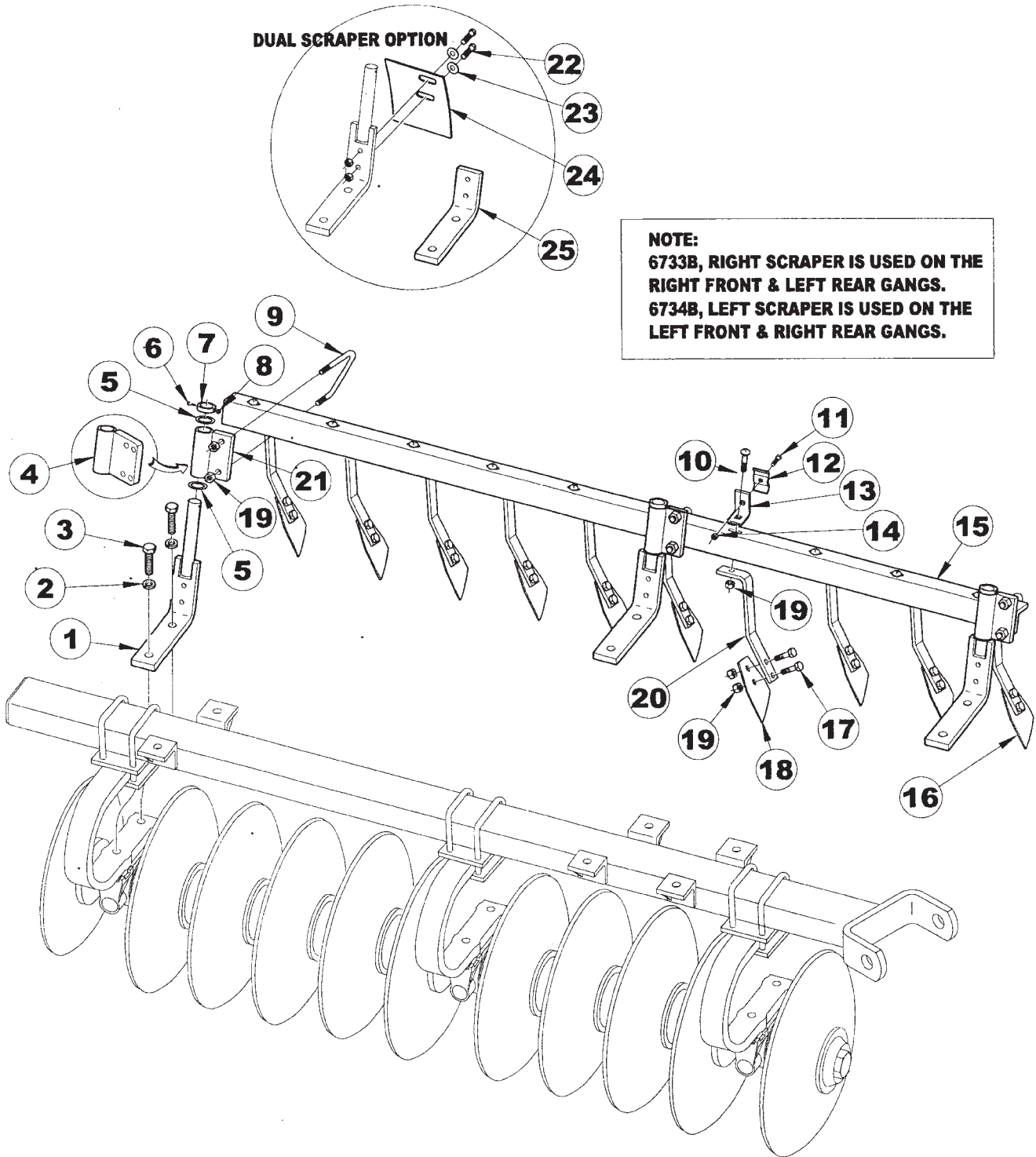
43

TRUNNION BEARING ASSEMBLY

ITEM	NUMBER	QTY	DESCRIPTION
1	SN3091		SUNFLOWER HOUSING, BCA BEARING
2	SN4924		TRUNNION BEARING REPLACEMENT TRUNNION BEARING SHIELD (BCA)
3	SN3094		2.8375" I.D. X 3.929" O.D. X.100" TRUNNION BEARING RETAINER (FAFNIR)
4	SN2098-1		.109" THICK GREASE ZERK, 1/8" NPTF, 5/8" L

I0000243
PR: t05g29n33c0019

RIGID SCRAPER ASSEMBLY W/C-FLEX MOUNT



1434 TANDEM DISC
SERVICE PARTS

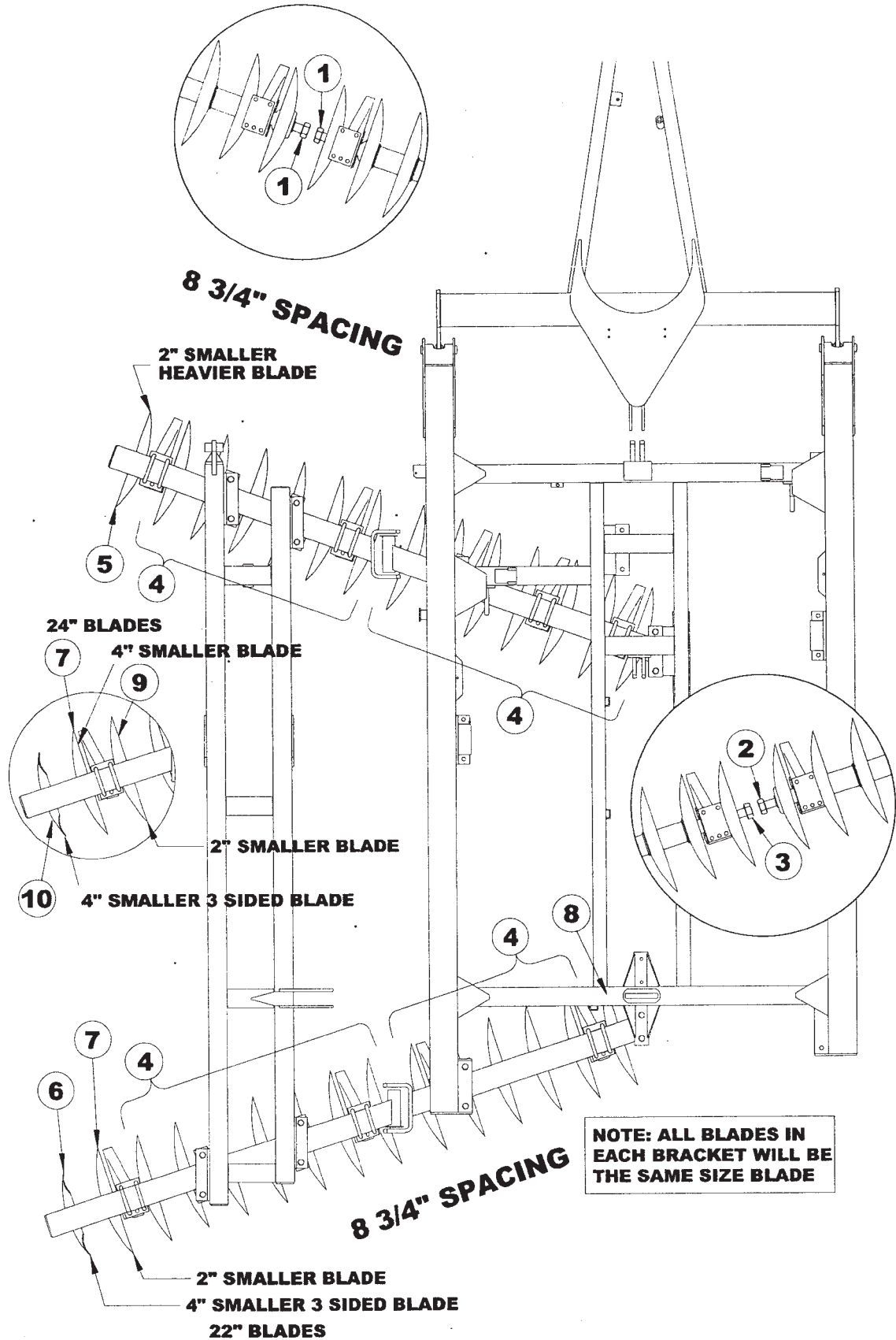
45

RIGID SCRAPER ASSEMBLY W/C-FLEX MOUNT

ITEM	NUMBER	QTY	DESCRIPTION
1	SN7141		SCRAPER BAR ANCHOR, RIGID
2	SN1040		LOCK WASHER, 3/4" SPLIT TYPE MED, Y/D
3	SN6307		HEX BOLT, 3/4"-10 X 3" GR 8, Y/D
4	SN7260		SCRAPER BAR MOUNT, EXTENDED
6	SN3880		SHOULDER BOLT, 5/16" X 1 3/4", GR 8 EQUIV
7	SN7139		LOCKING COLLAR W/O SET SCREW
8	SN3881		LOCK NUT, 1/4-20 HEX NYL INSERT, GR 2 Y/D
9	SN6773		U-BOLT, 1/2"-13 X 4 1/8" X 2 1/8" X 3 1/4" W, GR 5, Y/D
10	SN6101		CARRIAGE BOLT, 1/2-13 X 1 3/4 GR 5, Y/D
11	SN175		HEX BOLT, 3/8"-16 X 1 1/2", GR 5, Y/D
12	SN5302		PIPE CLAMP, 3/8" BOLT HOLE
13	SN6099		HOSE CLAMP BRACKET
14	SN3567		LOCK NUT, 3/8-16 HEX NYL INSERT, GR 2 Y/D
15	SN7144		SCRAPER BAR, RIGID, 7 HOLE- 8.75" SP, RIGHT (21-29' RCF/29' & 33' LWR, 36' RWF)
	SN7145		SCRAPER BAR, RIGID, 7 HOLE- 8.75" SP, LEFT (21-29' LCF/29' & 33' RWR, 36' RWF)
	SN7175		SCRAPER BAR, RIGID, 5 HOLE - 8.75" SP, LEFT (21-29' RCR)
	SN7174		SCRAPER BAR, RIGID, 5 HOLE - 8.75" SP, RIGHT (21-29' LCR)
	SN7151		SCRAPER BAR, RIGID, 10 HOLE - 8.75" SP, LEFT (26' & 30' LWF)
	SN7155		SCRAPER BAR, RIGID, 13 HOLE - 8.75" SP, LEFT (26' & 30' RWR)
	SN7154		SCRAPER BAR, RIGID, 13 HOLE - 8.75" SP, RIGHT (26' & 30' LWR)
	SN7150		SCRAPER BAR, RIGID, 10 HOLE - 8.75" SP, RIGHT (26' & 30' RWF, 30'-36' RCF)
	SN7142		SCRAPER BAR, RIGID, 6 HOLE - 8.75" SP, RIGHT (29' & 33' RWF)
	SN7143		SCRAPER BAR, RIGID, 6 HOLE - 8.75" SP, LEFT (29' & 33' LWF)
	SN7147		SCRAPER BAR, RIGID, 8 HOLE - 8.75" SP, LEFT (29', 33', 36' RWR, 30'-36' RCR)
	SN7146		SCRAPER BAR, RIGID, 8 HOLE - 8.75" SP, RIGHT (29' & 33', 36' LWR, 30'-36' LCR)
	SN6095		SCRAPER BAR, RIGID, 10 HOLE, 8.75" SP, LEFT (30'-36' LCF)
	SN7149		SCRAPER BAR, RIGID, 9 HOLE - 8.75" SP, LEFT (36' RWR) LEFT (30'-36' LCF)
	SN7148		SCRAPER BAR, RIGID, 9 HOLE - 8.75" SP, RIGHT (36' LWR)
16	SN6733		SCRAPER BLADE W/ARM (10 3/8" L) RIGHT RIGID
	SN6734		SCRAPER BLADE W/ARM (10 3/8" L) LEFT RIGID
17	SN1823		HEX BOLT, 1/2"-13 X 1 1/4", GR 5, Y/D
18	SN6103		SCRAPER BLADE, 4" W RIGID
19	SN2096		LOCK NUT, 1/2-13 HEX NYL INSERT, GR 8 Y/D
20	SN6732		SCRAPER ARM, 10 3/8" L
21	SN7140		SCRAPER BAR MOUNT
22	SN330		HEX BOLT, 1/2"-13 X 2" GR 5, Y/D
23	SN486		FLAT WASHER, 1/2", Y/D
24	SN7209		DUAL SCRAPER, 8 3/4" SP, REG CON
25	SN7206		DUAL SCRAPER MOUNT

I0005537
PR: t05g29n33c0020

21' DISC GANG PLACEMENT



1434 TANDEM DISC
SERVICE PARTS

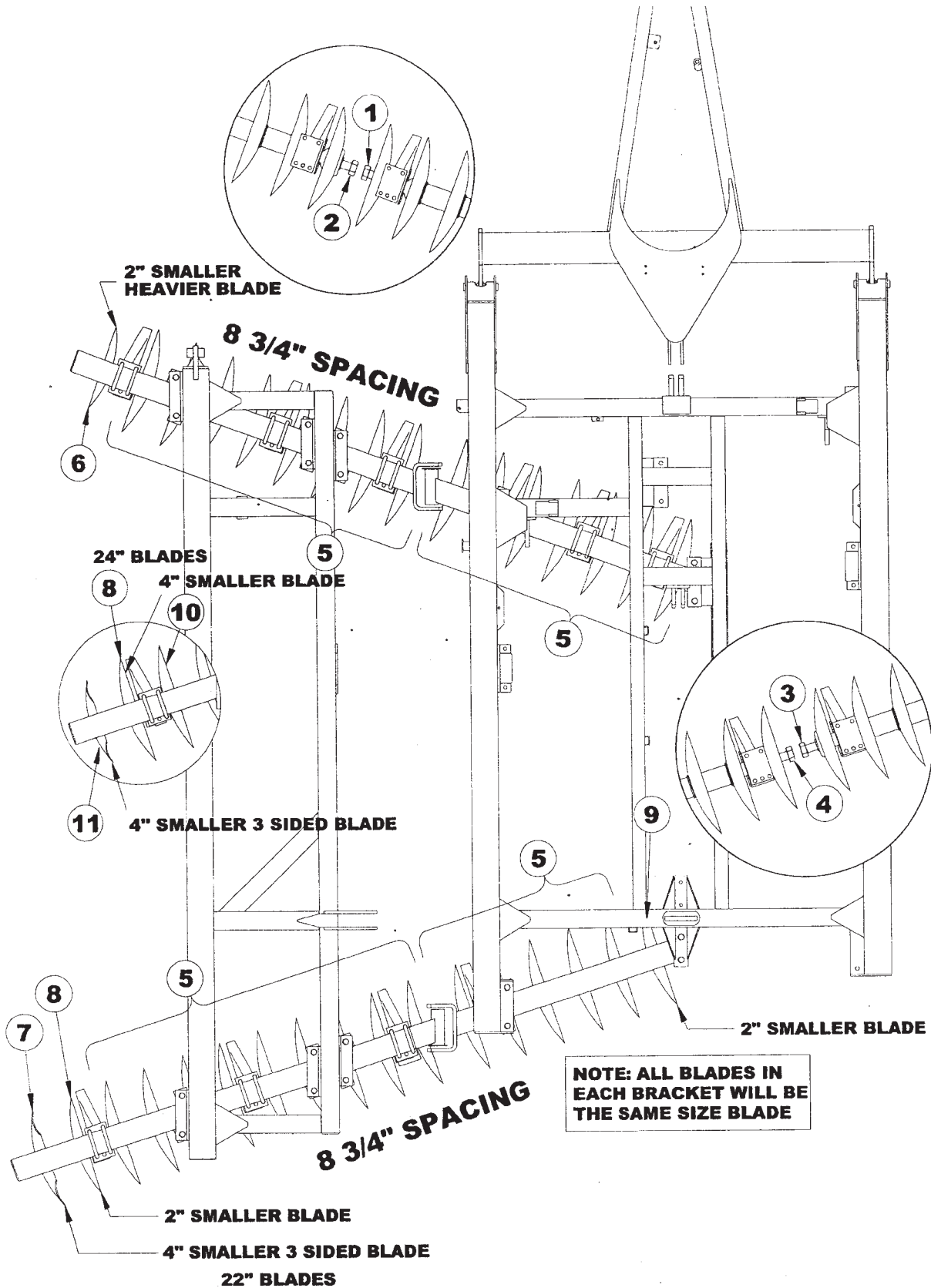
47

21' DISC GANG PLACEMENT

ITEM	NUMBER	QTY	DESCRIPTION
1	SN2997		SHAFT, 58 1/2", 1 3/4" DIA
	SN5558		SHAFT, 59", 1 3/4" DIA
2	SN3001		SHAFT, 49 3/4", 1 3/4" DIA
	SN5982		SHAFT, 50 1/4", 1 3/4" DIA
3	SN5994		SHAFT, 76", 1 3/4" DIA
	SN5995		SHAFT, 76 1/2", 1 3/4" DIA
4	SN1964N		24" BLADE, 1 3/4" BORE 4 GA,3" CONCAVITY
	SN9821N		BLADE 24", 1 3/4" BORE 6 GA,3" CONCAVITY
	SN2686N		22" BLADE, 1 3/4" BORE 4 GA, 2 1/2" CONCAVITY
	SN9820N		22" BLADE, 1 3/4" BORE 6 GA, 2 1/2" CONCAVITY
5	SN3271N		19.69" BLADE, 1 3/4" BORE 4 GA 1 7/8" CONCAVITY
	SN2686N		22" BLADE, 1 3/4" BORE 4 GA, 2 1/2" CONCAVITY
6	SN6639		18" THREE SIDED BLADE, 1 3/4" BORE 7 GA, 1 3/4" CONCAVITY
7	SN3270N		19.69" BLADE, 1 3/4" BORE 7 GA 1 7/8" CONCAVITY
	SN3271N		19.69" BLADE, 1 3/4" BORE 4 GA 1 7/8" CONCAVITY
8	SN2686N		22" BLADE, 1 3/4" BORE 4 GA, 2 1/2" CONCAVITY
	SN3270N		19.69" BLADE, 1 3/4" BORE 7 GA 1 7/8" CONCAVITY
	SN3271N		19.69" BLADE, 1 3/4" BORE 4 GA 1 7/8" CONCAVITY
	SN9820N		22" BLADE, 1 3/4" BORE 6 GA, 2 1/2" CONCAVITY
9	SN2686N		22" BLADE, 1 3/4" BORE 4 GA, 2 1/2" CONCAVITY
	SN9820N		22" BLADE, 1 3/4" BORE 6 GA, 2 1/2" CONCAVITY
10	SN6641N		20" THREE SIDED BLADE, 1 3/4" BORE 4 GA, 2" CONCAVITY

I0005539
PR: t05g29n33c0021

23' DISC GANG PLACEMENT



1434 TANDEM DISC
SERVICE PARTS

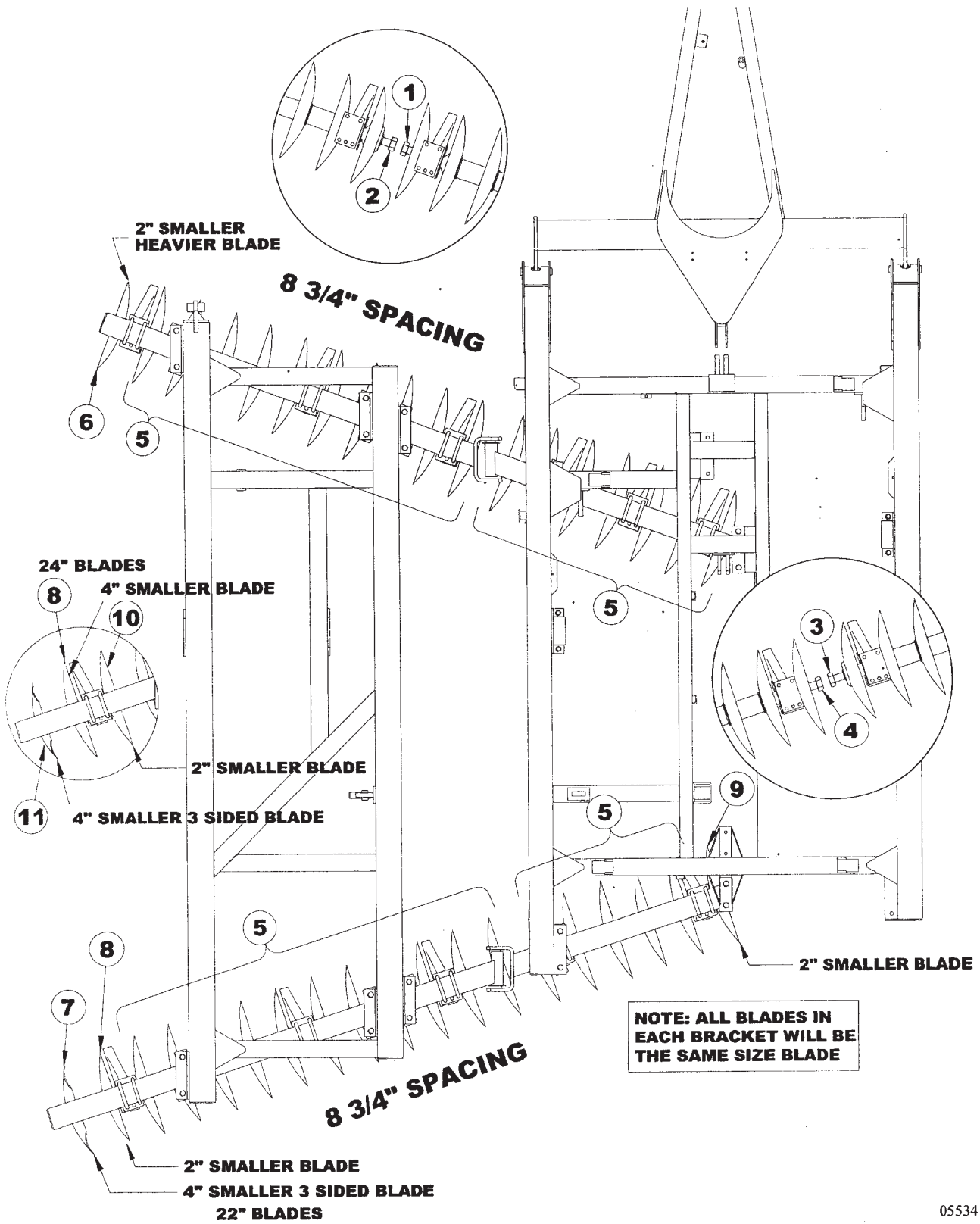
49

23' DISC GANG PLACEMENT

ITEM	NUMBER	QTY	DESCRIPTION
1	SN2997		SHAFT, 58 1/2", 1 3/4" DIA
	SN5558		SHAFT, 59", 1 3/4" DIA
2	SN5994		SHAFT, 76", 1 3/4" DIA
	SN5995		SHAFT, 76 1/2", 1 3/4" DIA
3	SN3001		SHAFT, 49 3/4", 1 3/4" DIA
	SN5982		SHAFT, 50 1/4", 1 3/4" DIA
4	SN3954		SHAFT, 93 1/2", 1 3/4" DIA
	SN5998		SHAFT, 94 1/4", 1 3/4" DIA
5	SN2686N		22" BLADE, 1 3/4" BORE 4 GA, 2 1/2" CONCAVITY
	SN9821N		BLADE 24", 1 3/4" BORE 6 GA,3" CONCAVITY
	SN1964N		24" BLADE, 1 3/4" BORE 4 GA,3" CONCAVITY
	SN9820N		22" BLADE, 1 3/4" BORE 6 GA, 2 1/2" CONCAVITY
6	SN3271N		19.69" BLADE, 1 3/4" BORE 4 GA 1 7/8" CONCAVITY
	SN2686N		22" BLADE, 1 3/4" BORE 4 GA, 2 1/2" CONCAVITY
7	SN6639		18" THREE SIDED BLADE, 1 3/4" BORE 7 GA, 1 3/4" CONCAVITY
8	SN3270N		19.69" BLADE, 1 3/4" BORE 7 GA 1 7/8" CONCAVITY
	SN3271N		19.69" BLADE, 1 3/4" BORE 4 GA 1 7/8" CONCAVITY
9	SN2686N		22" BLADE, 1 3/4" BORE 4 GA, 2 1/2" CONCAVITY
	SN3270N		19.69" BLADE, 1 3/4" BORE 7 GA 1 7/8" CONCAVITY
	SN3271N		19.69" BLADE, 1 3/4" BORE 4 GA 1 7/8" CONCAVITY
	SN9820N		22" BLADE, 1 3/4" BORE 6 GA, 2 1/2" CONCAVITY
10	SN2686N		22" BLADE, 1 3/4" BORE 4 GA, 2 1/2" CONCAVITY
	SN9820N		22" BLADE, 1 3/4" BORE 6 GA, 2 1/2" CONCAVITY
11	SN6641N		20" THREE SIDED BLADE, 1 3/4" BORE 4 GA, 2" CONCAVITY

I0005540
PR: t05g29n33c0022

26' DISC GANG PLACEMENT



1434 TANDEM DISC
SERVICE PARTS

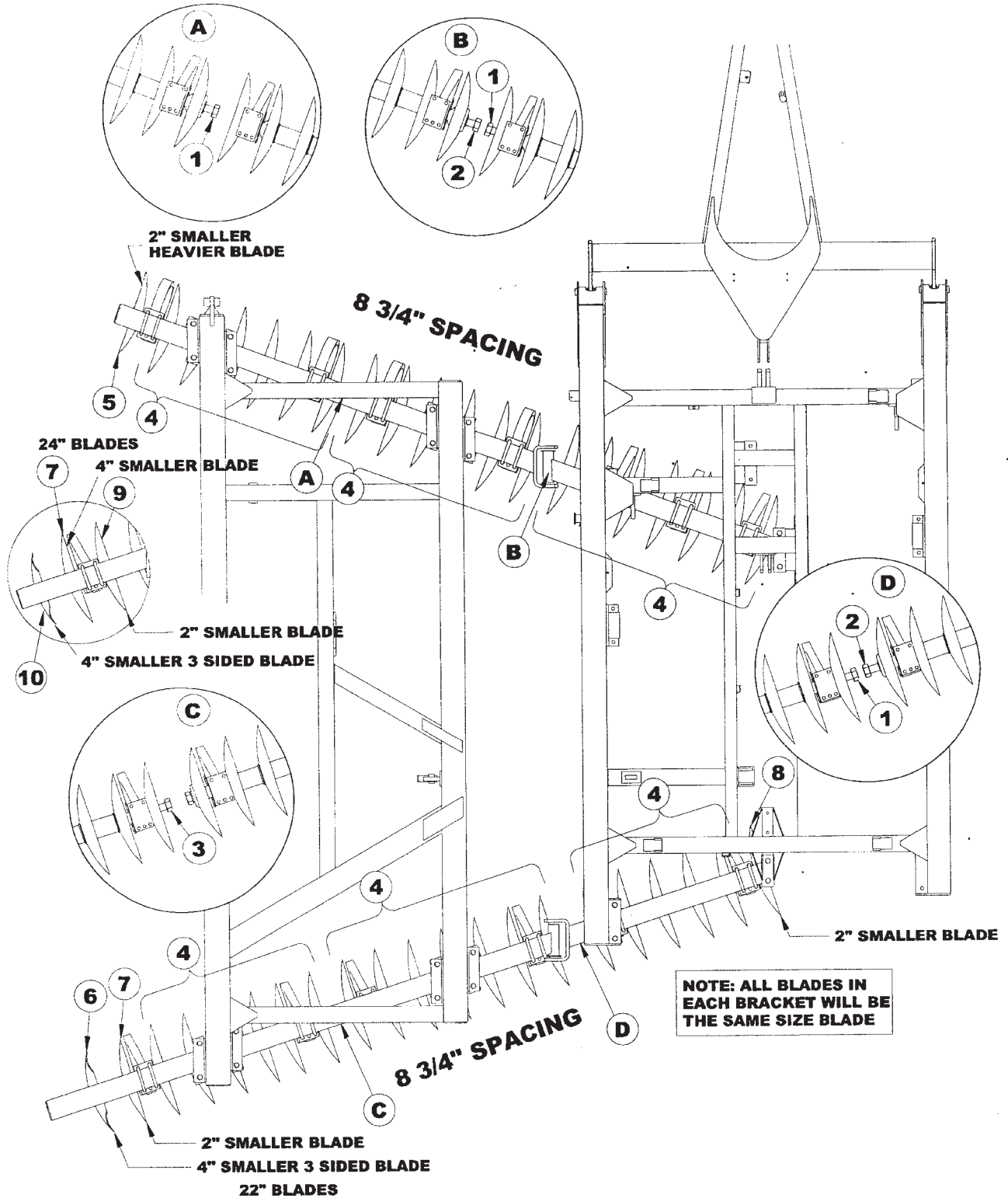
51

26' DISC GANG PLACEMENT

ITEM	NUMBER QTY	DESCRIPTION
1	SN2997	SHAFT, 58 1/2", 1 3/4" DIA
	SN5558	SHAFT, 59", 1 3/4" DIA
2	SN3954	SHAFT, 93 1/2", 1 3/4" DIA
	SN5998	SHAFT, 94 1/4", 1 3/4" DIA
3	SN3001	SHAFT, 49 3/4", 1 3/4" DIA
	SN5982	SHAFT, 50 1/4", 1 3/4" DIA
4	SN6001	SHAFT, 111", 1 3/4" DIA
	SN6002	SHAFT, 112", 1 3/4" DIA
5	SN1964N	24" BLADE, 1 3/4" BORE 4 GA, 3" CONCAVITY
	SN2686N	22" BLADE, 1 3/4" BORE 4 GA, 2 1/2" CONCAVITY
	SN9820N	22" BLADE, 1 3/4" BORE 6 GA, 2 1/2" CONCAVITY
	SN9821N	24" BLADE, 1 3/4" BORE 6 GA, 3" CONCAVITY
6	SN2686N	22" BLADE, 1 3/4" BORE 4 GA, 2 1/2" CONCAVITY
	SN3271N	19.69" BLADE, 1 3/4" BORE 4 GA 1 7/8" CONCAVITY
7	SN6639	18" THREE SIDED BLADE, 1 3/4" BORE 7 GA, 1 3/4" CONCAVITY
8	SN3270N	19.69" BLADE, 1 3/4" BORE 7 GA 1 7/8" CONCAVITY
	SN3271N	19.69" BLADE, 1 3/4" BORE 4 GA 1 7/8" CONCAVITY
9	SN2686N	22" BLADE, 1 3/4" BORE 4 GA, 2 1/2" CONCAVITY
	SN3270N	19.69" BLADE, 1 3/4" BORE 7 GA 1 7/8" CONCAVITY
	SN3271N	19.69" BLADE, 1 3/4" BORE 4 GA 1 7/8" CONCAVITY
	SN9820N	22" BLADE, 1 3/4" BORE 6 GA, 2 1/2" CONCAVITY
10	SN2686N	22" BLADE, 1 3/4" BORE 4 GA, 2 1/2" CONCAVITY
	SN9820N	22" BLADE, 1 3/4" BORE 6 GA, 2 1/2" CONCAVITY
11	SN6641N	20" THREE SIDED BLADE, 1 3/4" BORE 4 GA, 2" CONCAVITY

I0005534
PR: t05g29n33c0023

29' DISC GANG PLACEMENT



1434 TANDEM DISC
SERVICE PARTS

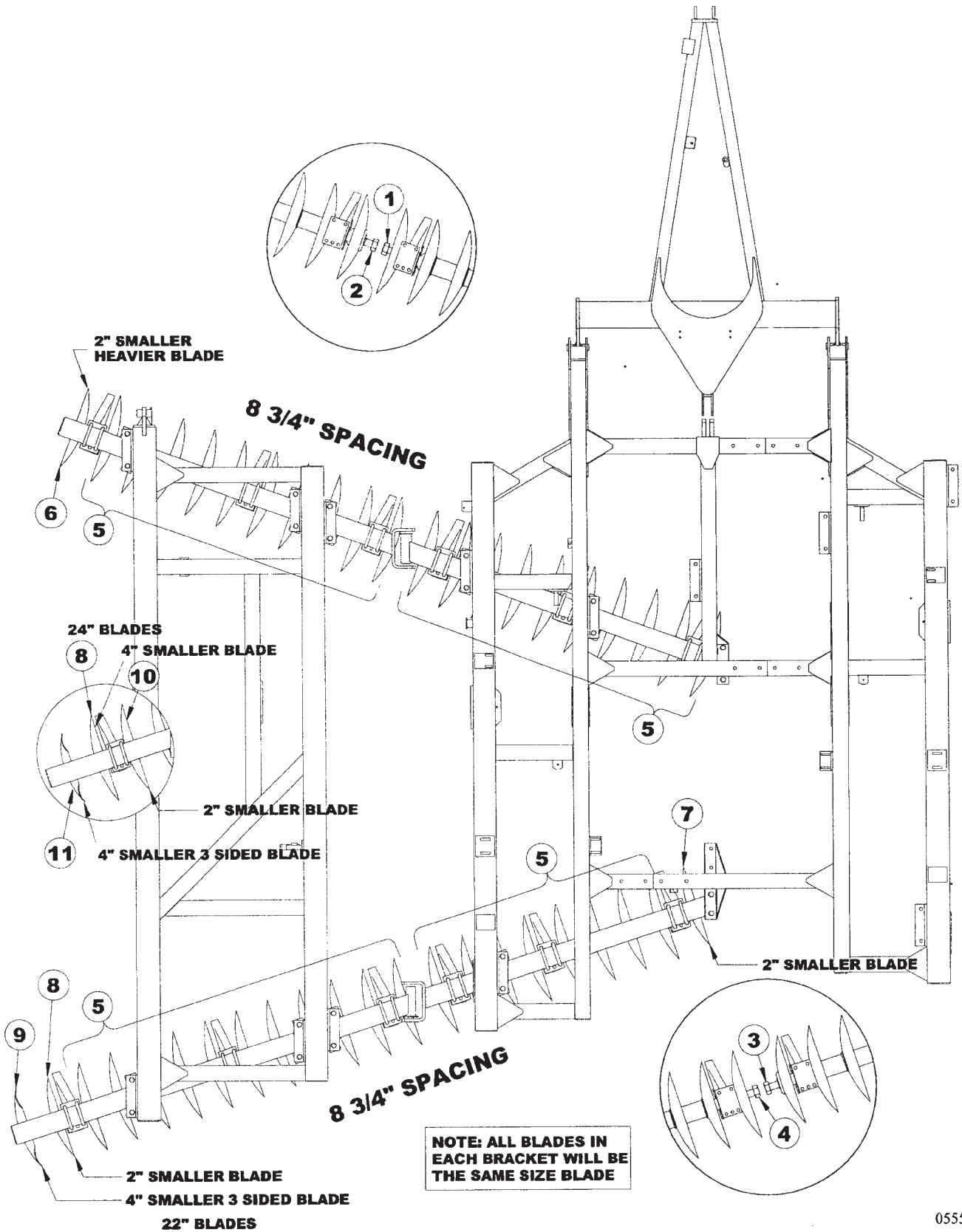
53

29' DISC GANG PLACEMENT

ITEM	NUMBER	QTY	DESCRIPTION
1	SN2997		SHAFT, 58 1/2", 1 3/4" DIA
	SN5558		SHAFT, 59", 1 3/4" DIA
2	SN3001		SHAFT, 49 3/4", 1 3/4" DIA
	SN5982		SHAFT, 50 1/4", 1 3/4" DIA
3	SN5989		SHAFT, 67 1/4", 1 3/4" DIA
	SN5991		SHAFT, 68", 1 3/4" DIA
4	SN1964N		24" BLADE, 1 3/4" BORE 4 GA, 3" CONCAVITY
	SN2686N		22" BLADE, 1 3/4" BORE 4 GA, 2 1/2" CONCAVITY
	SN9820N		22" BLADE, 1 3/4" BORE 6 GA, 2 1/2" CONCAVITY
	SN9821N		24" BLADE, 1 3/4" BORE 6 GA, 3" CONCAVITY
5	SN2686N		22" BLADE, 1 3/4" BORE 4 GA, 2 1/2" CONCAVITY
	SN3271N		19.69" BLADE, 1 3/4" BORE 4 GA 1 7/8" CONCAVITY
6	SN6639		18" THREE SIDED BLADE, 1 3/4" BORE 7 GA, 1 3/4" CONCAVITY
7	SN3270N		19.69" BLADE, 1 3/4" BORE 7 GA 1 7/8" CONCAVITY
	SN3271N		19.69" BLADE, 1 3/4" BORE 4 GA 1 7/8" CONCAVITY
8	SN2686N		22" BLADE, 1 3/4" BORE 4 GA, 2 1/2" CONCAVITY
	SN3270N		19.69" BLADE, 1 3/4" BORE 7 GA 1 7/8" CONCAVITY
	SN3271N		19.69" BLADE, 1 3/4" BORE 4 GA 1 7/8" CONCAVITY
	SN9820N		22" BLADE, 1 3/4" BORE 6 GA, 2 1/2" CONCAVITY
9	SN2686N		22" BLADE, 1 3/4" BORE 4 GA, 2 1/2" CONCAVITY
	SN9820N		22" BLADE, 1 3/4" BORE 6 GA, 2 1/2" CONCAVITY
10	SN6641N		20" THREE SIDED BLADE, 1 3/4" BORE 4 GA, 2" CONCAVITY

I0005535
PR: t05g29n33c0024

30' DISC GANG PLACEMENT



1434 TANDEM DISC
SERVICE PARTS

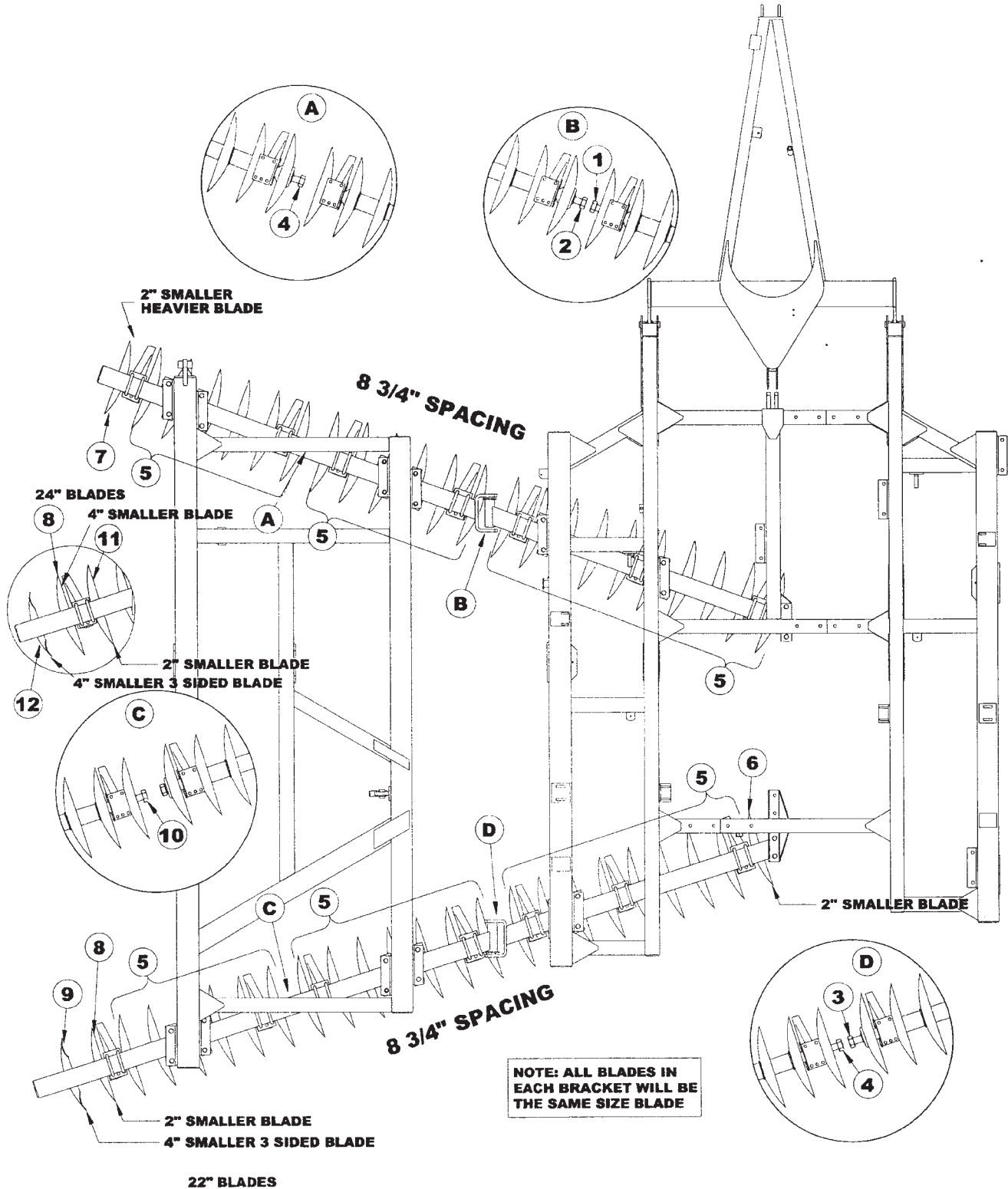
55

30' DISC GANG PLACEMENT

ITEM	NUMBER QTY	DESCRIPTION
1	SN5988	SHAFT, 85 1/2", 1 3/4" DIA
	SN3951	SHAFT, 84 1/2", 1 3/4" DIA
2	SN5998	SHAFT, 94 1/4", 1 3/4" DIA
	SN3954	SHAFT, 93 1/2", 1 3/4" DIA
3	SN5995	SHAFT, 76 1/2", 1 3/4" DIA
	SN5994	SHAFT, 76", 1 3/4" DIA
4	SN6002	SHAFT, 112", 1 3/4" DIA
	SN6001	SHAFT, 111", 1 3/4" DIA
	SN1964N	24" BLADE, 1 3/4" BORE 4 GA, 3" CONCAVITY
5	SN9821N	24" BLADE, 1 3/4" BORE 6 GA, 3" CONCAVITY
	SN2686N	22" BLADE, 1 3/4" BORE 4 GA, 2 1/2" CONCAVITY
	SN9820N	22" BLADE, 1 3/4" BORE 6 GA, 2 1/2" CONCAVITY
6	SN2686N	22" BLADE, 1 3/4" BORE 4 GA, 2 1/2" CONCAVITY
	SN3271N	19.69" BLADE, 1 3/4" BORE 4 GA 1 7/8" CONCAVITY
7	SN2686N	22" BLADE, 1 3/4" BORE 4 GA, 2 1/2" CONCAVITY
	SN9820N	22" BLADE, 1 3/4" BORE 6 GA, 2 1/2" CONCAVITY
	SN3271N	19.69" BLADE, 1 3/4" BORE 4 GA 1 7/8" CONCAVITY
	SN3270N	19.69" BLADE, 1 3/4" BORE 7 GA 1 7/8" CONCAVITY
8	SN3271N	19.69" BLADE, 1 3/4" BORE 4 GA 1 7/8" CONCAVITY
	SN3270N	19.69" BLADE, 1 3/4" BORE 7 GA 1 7/8" CONCAVITY
9	SN6639	18" THREE SIDED BLADE, 1 3/4" BORE 7 GA, 1 3/4" CONCAVITY
10	SN2686N	22" BLADE, 1 3/4" BORE 4 GA, 2 1/2" CONCAVITY
	SN9820N	22" BLADE, 1 3/4" BORE 6 GA, 2 1/2" CONCAVITY
11	SN6641N	20" THREE SIDED BLADE, 1 3/4" BORE 4 GA, 2" CONCAVITY

I0005559
PR: t05g29n33c0025

33' DISC GANG PLACEMENT



1434 TANDEM DISC
SERVICE PARTS

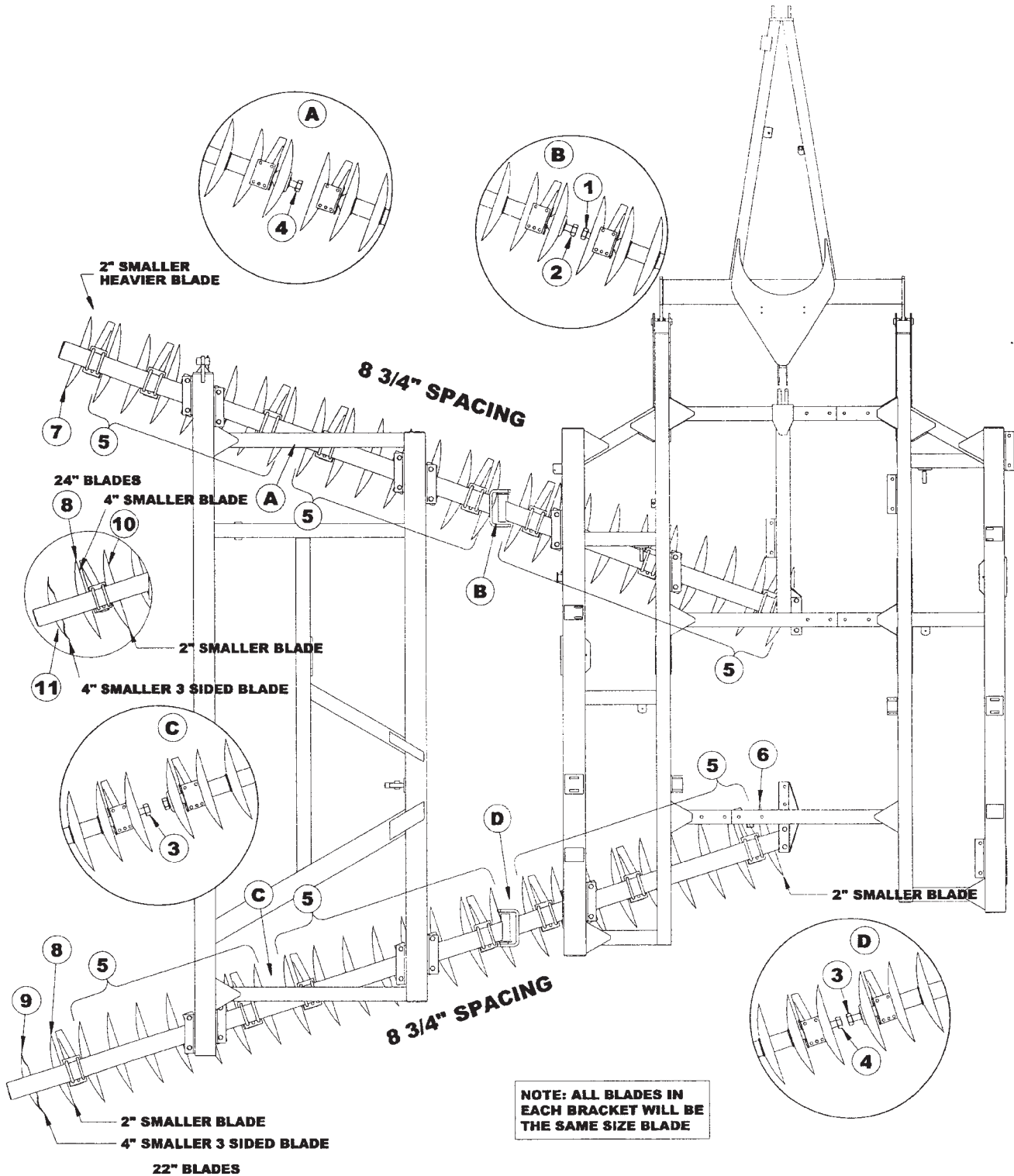
57

33' DISC GANG PLACEMENT

ITEM	NUMBER QTY	DESCRIPTION
1	SN5988	SHAFT, 85 1/2", 1 3/4" DIA
	SN3951	SHAFT, 84 1/2", 1 3/4" DIA
2	SN5982	SHAFT, 50 1/4", 1 3/4" DIA
	SN3001	SHAFT, 49 3/4", 1 3/4" DIA
3	SN5995	SHAFT, 76 1/2", 1 3/4" DIA
	SN5994	SHAFT, 76", 1 3/4" DIA
4	SN5558	SHAFT, 59", 1 3/4" DIA
	SN2997	SHAFT, 58 1/2", 1 3/4" DIA
5	SN1964N	24" BLADE, 1 3/4" BORE 4 GA,3" CONCAVITY
	SN9821N	24" BLADE, 1 3/4" BORE 6 GA,3" CONCAVITY
	SN2686N	22" BLADE, 1 3/4" BORE 4 GA, 2 1/2" CONCAVITY
	SN9820N	22" BLADE, 1 3/4" BORE 6 GA, 2 1/2" CONCAVITY
6	SN2686N	22" BLADE, 1 3/4" BORE 4 GA, 2 1/2" CONCAVITY
	SN3271N	19.69" BLADE, 1 3/4" BORE 4 GA 1 7/8" CONCAVITY
	SN3270N	19.69" BLADE, 1 3/4" BORE 7 GA 1 7/8" CONCAVITY
	SN9820N	22" BLADE, 1 3/4" BORE 6 GA, 2 1/2" CONCAVITY
7	SN2686N	22" BLADE, 1 3/4" BORE 4 GA, 2 1/2" CONCAVITY
	SN3271N	19.69" BLADE, 1 3/4" BORE 4 GA 1 7/8" CONCAVITY
8	SN3270N	19.69" BLADE, 1 3/4" BORE 7 GA 1 7/8" CONCAVITY
	SN3271N	19.69" BLADE, 1 3/4" BORE 4 GA 1 7/8" CONCAVITY
9	SN6639	18" THREE SIDED BLADE, 1 3/4" BORE 7 GA, 1 3/4" CONCAVITY
10	SN5991	SHAFT, 68", 1 3/4" DIA
	SN5989	SHAFT, 67 1/4", 1 3/4" DIA
11	SN2686N	22" BLADE, 1 3/4" BORE 4 GA, 2 1/2" CONCAVITY
	SN9820N	22" BLADE, 1 3/4" BORE 6 GA, 2 1/2" CONCAVITY
12	SN6641N	20" THREE SIDED BLADE, 1 3/4" BORE 4 GA, 2" CONCAVITY

I0005560
PR: t05g29n33c0026

36' DISC GANG PLACEMENT



1434 TANDEM DISC
SERVICE PARTS

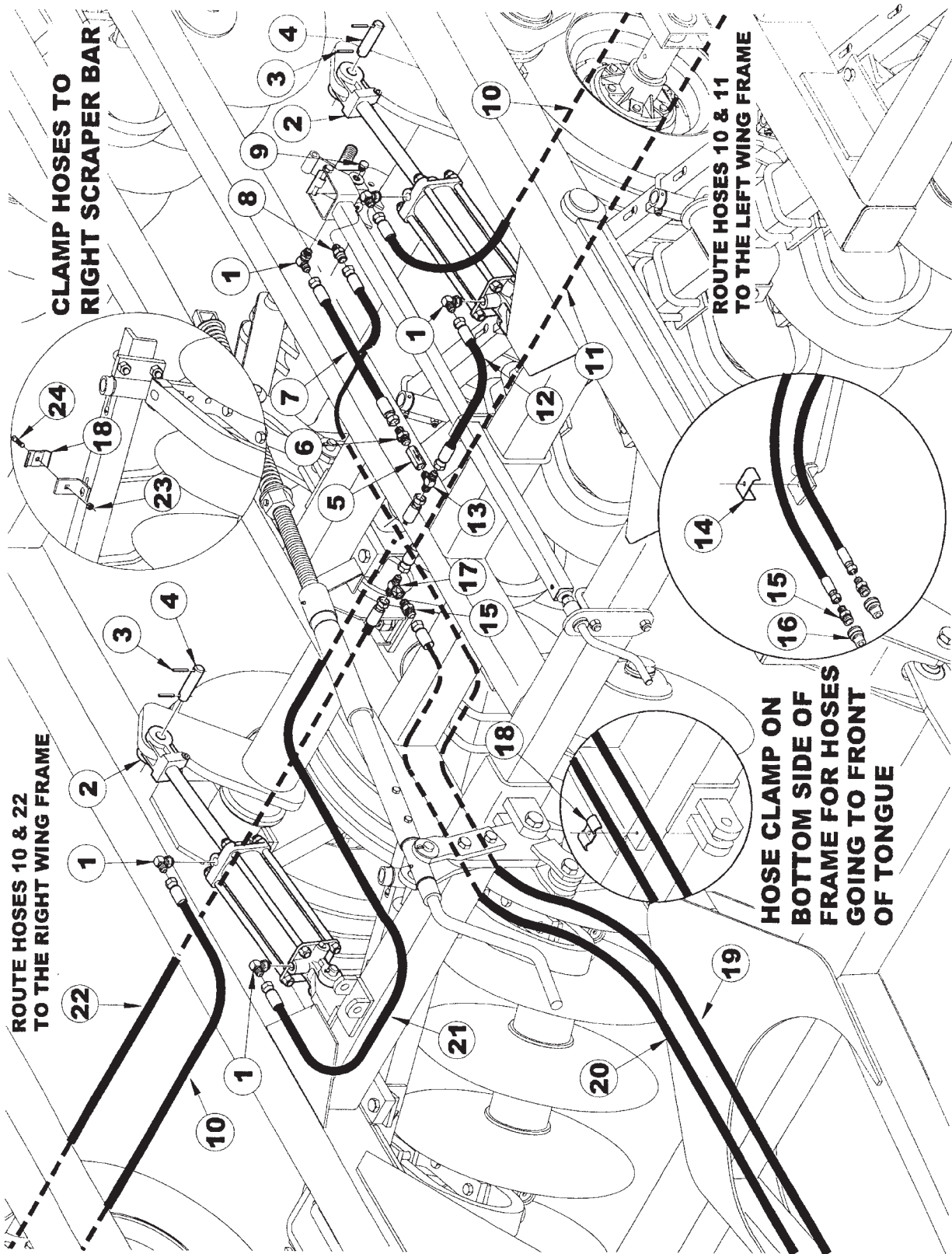
59

36' DISC GANG PLACEMENT

ITEM	NUMBER	QTY	DESCRIPTION
1	SN5988		SHAFT, 85 1/2", 1 3/4" DIA
	SN3951		SHAFT, 84 1/2", 1 3/4" DIA
2	SN5558		SHAFT, 59", 1 3/4" DIA
	SN2997		SHAFT, 58 1/2", 1 3/4" DIA
3	SN5994		SHAFT, 76", 1 3/4" DIA
	SN5995		SHAFT, 76 1/2", 1 3/4" DIA
4	SN5989		SHAFT, 67 1/4", 1 3/4" DIA
	SN5991		SHAFT, 68", 1 3/4" DIA
5	SN1964N		24" BLADE, 1 3/4" BORE 4 GA, 3" CONCAVITY
	SN2686N		22" BLADE, 1 3/4" BORE 4 GA, 2 1/2" CONCAVITY
	SN9820N		22" BLADE, 1 3/4" BORE 6 GA, 2 1/2" CONCAVITY
6	SN9821N		24" BLADE, 1 3/4" BORE 6 GA, 3" CONCAVITY
	SN2686N		22" BLADE, 1 3/4" BORE 4 GA, 2 1/2" CONCAVITY
	SN3270N		19.69" BLADE, 1 3/4" BORE 7 GA 1 7/8" CONCAVITY
	SN3271N		19.69" BLADE, 1 3/4" BORE 4 GA 1 7/8" CONCAVITY
7	SN9820N		22" BLADE, 1 3/4" BORE 6 GA, 2 1/2" CONCAVITY
	SN2686N		22" BLADE, 1 3/4" BORE 4 GA, 2 1/2"
	SN3271N		19.69" BLADE, 1 3/4" BORE 4 GA 1 7/8" CONCAVITY
8	SN3270N		19.69" BLADE, 1 3/4" BORE 7 GA 1 7/8" CONCAVITY
	SN3271N		19.69" BLADE, 1 3/4" BORE 4 GA 1 7/8" CONCAVITY
9	SN6639		18" THREE SIDED BLADE, 1 3/4" BORE 7 GA, 1 3/4" CONCAVITY
10	SN2686N		22" BLADE, 1 3/4" BORE 4 GA, 2 1/2" CONCAVITY
	SN9820N		22" BLADE, 1 3/4" BORE 6 GA, 2 1/2" CONCAVITY
11	SN6641N		20" THREE SIDED BLADE, 1 3/4" BORE 4 GA, 2" CONCAVITY

I0005561
PR: t05g29n33c0027

21' & 23' CENTER FRAME LIFT HYDRAULICS



**1434 TANDEM DISC
SERVICE PARTS**

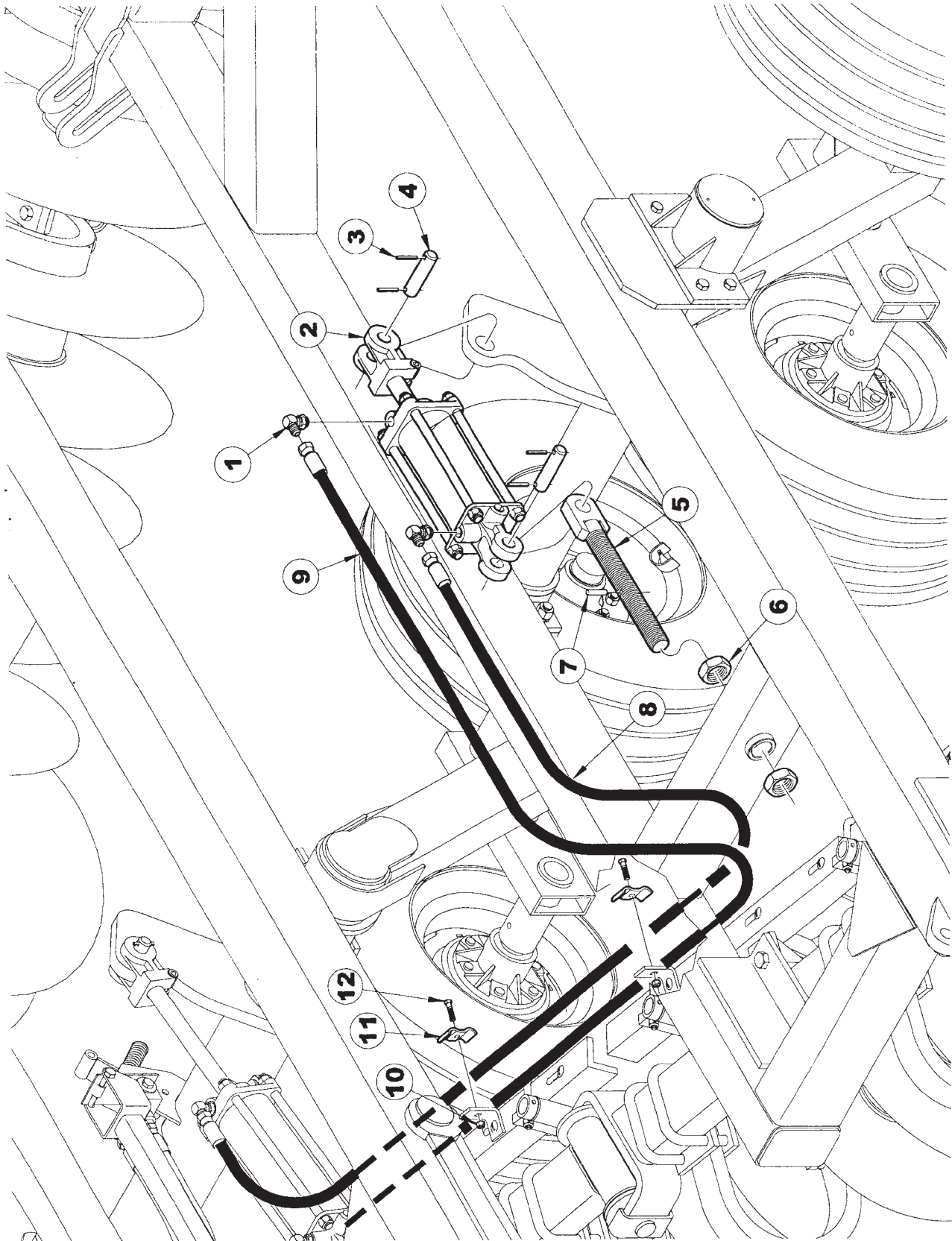
61

21' & 23' CENTER FRAME LIFT HYDRAULICS

ITEM	NUMBER	QTY	DESCRIPTION
1	SN4454		90 DEG STR THREAD ELBOW, 3/4"-16 MF X 3/4"-16 MOR
2	SN4432R		CYLINDER,3 1/2"X10"REPH.22 1/4" CPC (*VERSION 1, PRIOR TO 5/06/03)
	SN10816		CYLINDER,3 1/2"X10"REPH.22 1/4",3000PSI (*VERSION 2, 5/06/03 & LATER)
3	SN3164		ROLL PIN, 5/16" X 2" SPIRAL MEDIUM DUTY, Y/D
4	SN5339		PIN, 1" X 4 1/16" (3"), Y/D
5	SN4484		IN LINE RESTRICTOR, 1/2-14 FPT, W/5/32" REST
6	SN2425		MALE CONNECTOR, 3/4"-16 MF X 1/2-14 MPT
7	SN4027002		HOSE, 3/8" X 27" L, FEMALE ENDS
8	SN4464		STRAIGHT THD. CONNECTOR, 7/8"-14 MF X 3/4"-16 MOR
9	SN4458		PLUG, 3/4"-16 MOR
10	SN4084002		HOSE, 3/8" X 84" L, FEMALE ENDS
	SN4090002		HOSE, 3/8" X 90" L, FEMALE ENDS
11	SN4132002		HOSE, 3/8" X 132" L, FEMALE ENDS
	SN4136002		HOSE, 3/8" X 136" L, FEMALE ENDS
12	SN4024002		HOSE, 3/8" X 24" L, FEMALE ENDS
13	SN9679		MALE BRANCH TEE, 3/4"-16 MF X 1/2-14 MPT
14	SN12775		UNION TEE, 3/4"-16 MF X 7/8"-14 MF
15	SN2426		MALE CONNECTOR, 7/8"-14 MF X 1/2-14 MPT
16	SN3253		HYDRAULIC COUPLER, MALE HALF
17	SN4450		FEMALE BRANCH TEE, 3/4"-16 MF X 1/2-14 FPT
18	SN5302		PIPE CLAMP, 3/8" BOLT HOLE
19	SN4228005		HOSE, 1/2" X 228" L, FEMALE ENDS
20	SN4189005		HOSE, 1/2" X 189" L, FEMALE ENDS
21	SN4048002		HOSE, 3/8" X 48" L, FEMALE ENDS
22	SN4114002		HOSE, 3/8" X 114" L, FEMALE ENDS
	SN4120002		HOSE, 3/8" X 120" L, FEMALE ENDS
23	SN3567		LOCK NUT, 3/8"-16 HEX NYLON INSERT, GR 2, Y/D
24	SN175		HEX BOLT, 3/8"-16 X 1 1/2", GR 5, Y/D

I0005555
PR: t05g29n33c0028

21' & 23' LEFT WING LIFT HYDRAULICS



**1434 TANDEM DISC
SERVICE PARTS**

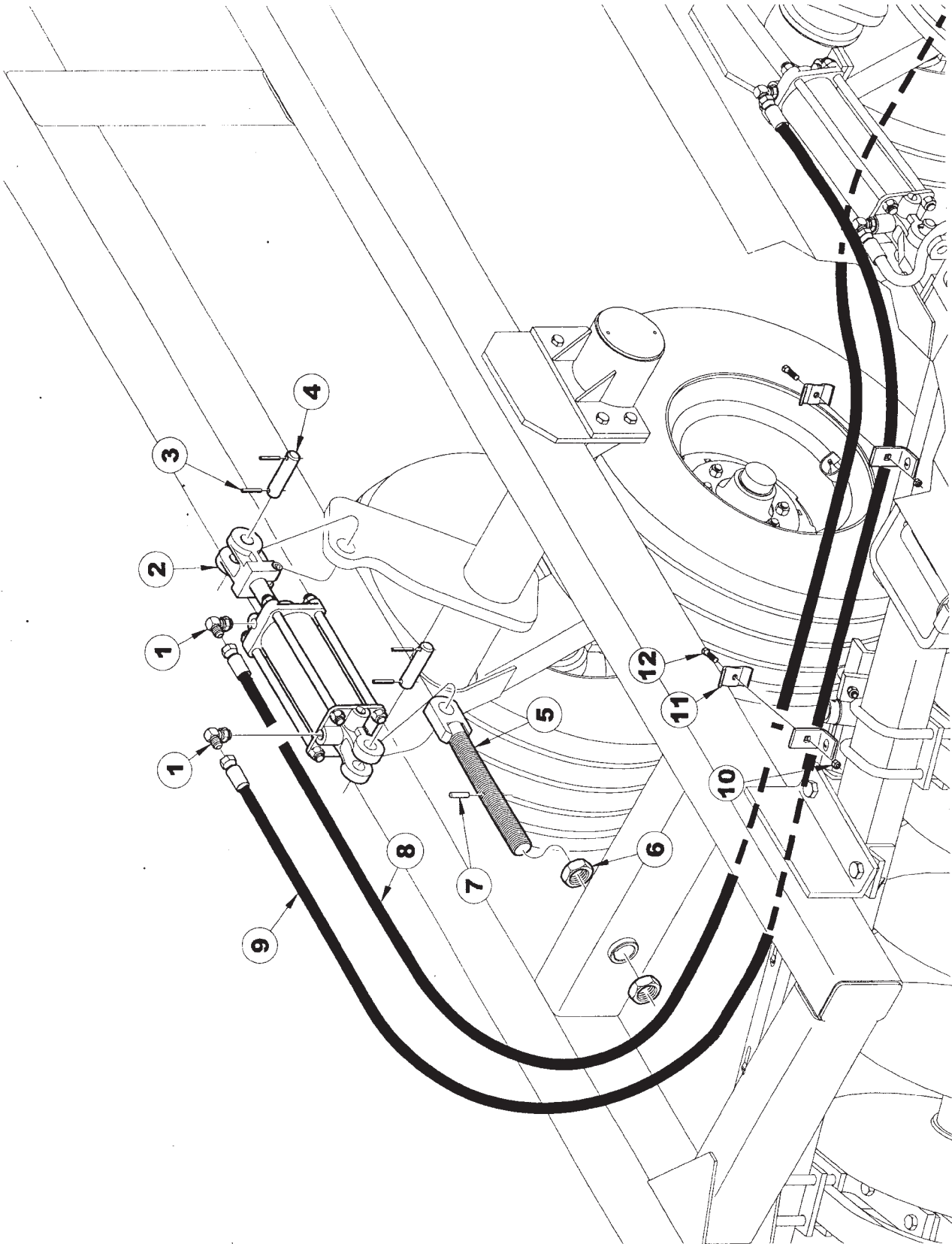
63

21' & 23' LEFTWING LIFT HYDRAULICS

ITEM	NUMBER	QTY	DESCRIPTION
1	SN4454		90 DEG STR THREAD ELBOW, 3/4"-16 MF X 3/4"-16 MOR
2	SN4433R		CYLINDER, 3 1/4" X 10" REPH. CROSS (*VERSION 1, PRIOR TO 4/09/03)
	SN10817		CYLINDER, 3 1/4" X 10" REPH CROSS, 3000 PSI (*VERSION 2, 4/09/03 & LATER)
3	SN3164		ROLL PIN, 5/16" X 2" SPIRAL MEDIUM DUTY, Y/D
4	SN5339		PIN, 1" X 4 1/16" (3"), Y/D
5	SN7334		ADJUSTABLE CYLINDER BLOCK
6	SN2079		JAM NUT, 1 1/2"-6 HEX, GR 2, Y/D
7	SN4623		GUIDE PIN
8	SN4084002		HOSE, 3/8" X 84" L, FEMALE ENDS (21' MODELS)
	SN4090002		HOSE, 3/8" X 90" L, FEMALE ENDS (23' MODELS)
9	SN4132002		HOSE, 3/8" X 132" L, FEMALE ENDS (21' MODELS)
	SN4136002		HOSE, 3/8" X 136" L, FEMALE ENDS (23' MODELS)
10	SN3567		LOCK NUT, 3/8"-16 HEX NYLON INSERT, GR 2, Y/D
11	SN5302		PIPE CLAMP, 3/8" BOLT HOLE
12	SN175		HEX BOLT, 3/8"-16 X 1 1/2", GR 5, Y/D

I0005557
PR: t05g29n33c0029

21' & 23' RIGHT WING LIFT HYDRAULICS



**1434 TANDEM DISC
SERVICE PARTS**

65

21' & 23' RIGHTWING LIFT HYDRAULICS

ITEM	NUMBER	QTY	DESCRIPTION
1	SN4454		90 DEG STR THREAD ELBOW, 3/4"-16 MF X 3/4"-16 MOR
2	SN4433R		CYLINDER, 3 1/4" X 10" REPH. (22 1/4" CPC) (*VERSION 1, PRIOR TO 4/09/03)
	SN10817		CYLINDER, 3 1/4" X 10" REPH (22 1/4" CPC) 3000 (*VERSION 2, 4/09/03 & LATER)
3	SN3164		ROLL PIN, 5/16" X 2" SPIRAL MEDIUM DUTY, Y/D
4	SN5339		PIN, 1" X 4 1/16" (3"), Y/D
5	SN7334		ADJUSTABLE CYLINDER BLOCK
6	SN2079		JAM NUT, 1 1/2"-6 HEX, GR 2, Y/D
7	SN4623		GUIDE PIN
8	SN4114002		HOSE, 3/8" X 114" L, FEMALE ENDS
	SN4120002		HOSE, 3/8" X 120" L, FEMALE ENDS (23' MODELS)
9	SN4084002		HOSE, 3/8" X 84" L, FEMALE ENDS (21' MODELS)
	SN4090002		HOSE, 3/8" X 90" L, FEMALE ENDS (23' MODELS)
10	SN3567		LOCK NUT, 3/8"-16 HEX NYLON INSERT, GR 2, Y/D
11	SN5302		PIPE CLAMP, 3/8" BOLT HOLE
12	SN175		HEX BOLT, 3/8"-16 X 1 1/2", GR 5, Y/D

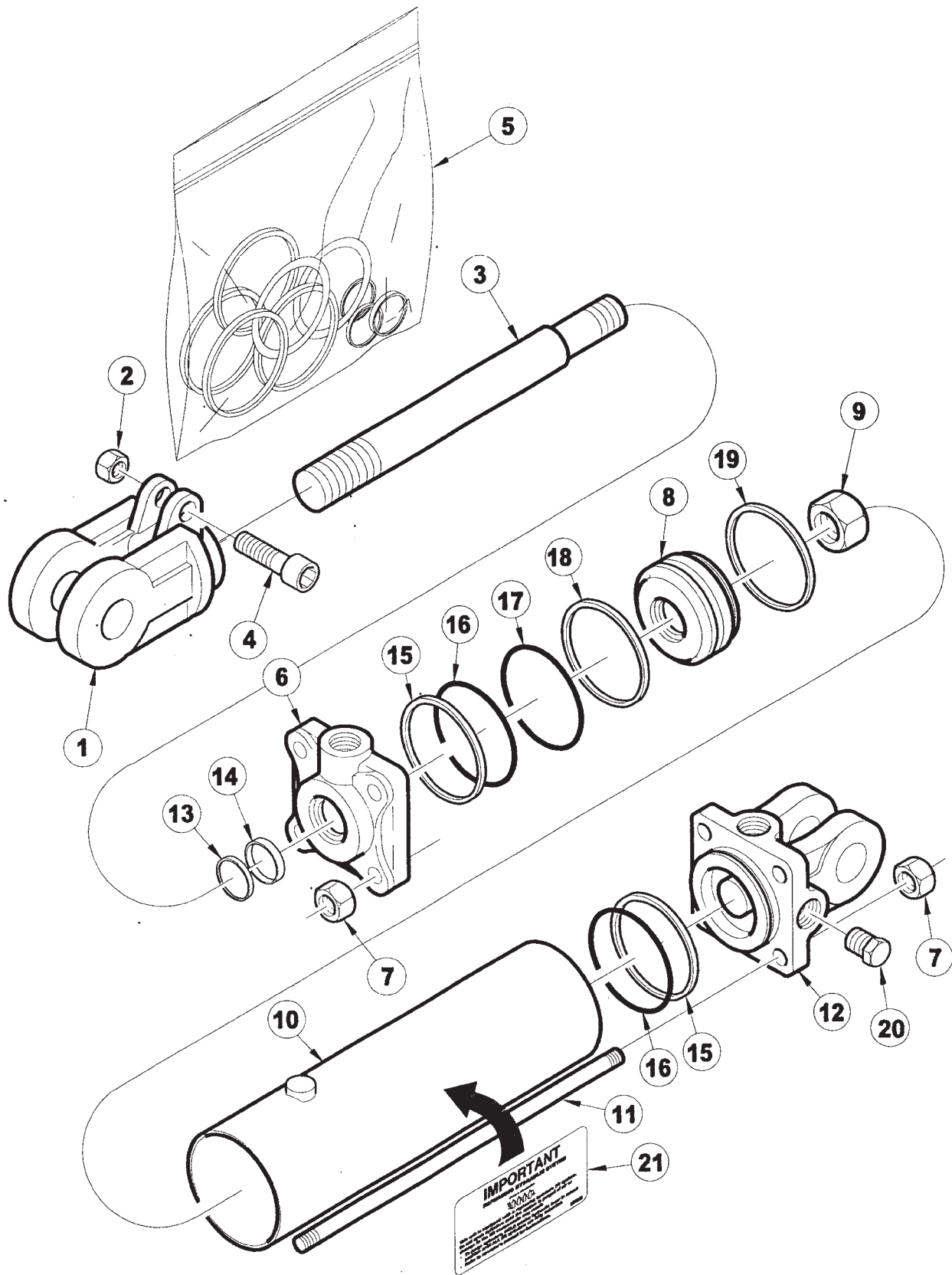
NOTE * WHEN ORDERING HYDRAULIC CYLINDER COMPONENTS, BE SURE TO NOTE THE PART # AND THE CYLINDER PSI. (LOCATED ON THE CYLINDER DECAL) AS THEY CONTAIN DIFFERENT COMPONENTS. OLDER CYLINDERS WERE 2500 PSI. AND THE NEWER CYLINDERS ARE 3000 PSI. IDENTIFYING THE PART # OF THE CYLINDER IS EXTREMELY IMPORTANT WHEN ORDERING PARTS TO ENSURE PROPER OPERATION OF THE HYDRAULIC CYLINDER.

WARNING
THESE PARTS ARE IMPORTANT TO THE SAFETY OF THIS EQUIPMENT AND THOSE WHO OPERATE IT. USE ONLY EXACT REPLACEMENT PARTS TO PREVENT HYDRAULIC FAILURE. BEFORE REPLACING THESE PARTS, REVIEW AND FOLLOW THE INSTRUCTIONS IN THE SAFETY AND OPERATING SECTIONS OF THIS MANUAL.

I0005556
PR: t05g29n33c0030

1434 TANDEM DISC
SERVICE PARTS

3 1/2" X 10" CYLINDER (4432R) VERSION 1,
PRIOR TO 5/06/03



**1434 TANDEM DISC
SERVICE PARTS**

67

**3 1/2" X 10" CYLINDER (4432R) VERSION 1,
PRIOR TO 5/06/03**

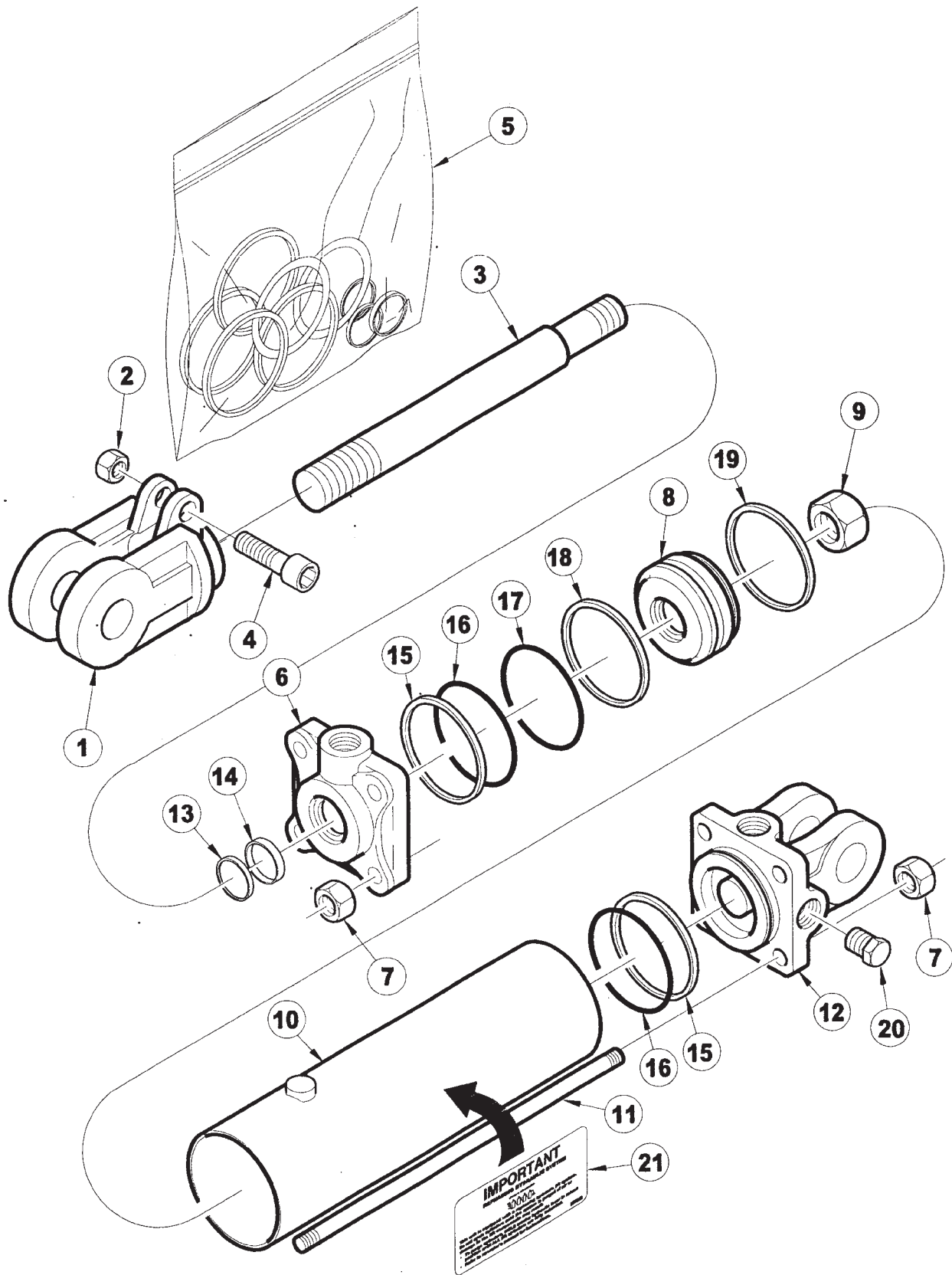
ITEM	NUMBER	QTY	DESCRIPTION
1	SN8610-1		CLEVIS, 1 1/4" THREADS, 1" PIN W/BUSHING CROSS
2	SN8671-1		CAPSCREW NUT, 5/16" THREADS CROSS
3	SN8890-1		ROD, 1 1/4" DIA, 10" REPHASING CROSS
4	SN8631-1		CAPSCREW, CROSS
5	SN8775-1		SEAL KIT, 3 1/2", 1 1/4" ROD, REPHASING CROSS
6	SN8735-10		HEAD, 3 1/2", 1 1/4" ROD REPHASING,CROSS
7	SN8863-1		TIE ROD NUT, 9/16" THREADS CROSS
8	SN8716-1		PISTON, 3 1/2" W/1" HOLE REPHASING CROSS
9	SN8683-1		PISTON NUT, 1" CROSS
10	SN8822-1		TUBE, 3 1/2" X 10" REPHASING CROSS
11	SN8845-1		TIE ROD BOLT, 3 1/4" X 10" REPHASING CROSS
12	SN8700-10		BASE, 3 1/2" (ORB), 1" PIN REPHASING CROSS
13			* WIPER
14			* U-CUP
15			* BACKUP
16			* O-RING
17			* O-RING
18			* TEFLON RING
19			* WEAR RING
20	SN4458		PLUG, 3/4"-16 O.R.
21	SN997052		SYSTEMS MUST BE BLED OF AIR

AVAILABLE IN SEAL KIT ONLY!
NOTE * WHEN ORDERING HYDRAULIC CYLINDER
COMPONENTS, BE SURE TO NOTE THE PART #
AND THE CYLINDER PSI. (LOCATED ON THE
CYLINDER DECAL)AS THEY CONTAIN DIFFERENT
COMPONENTS. OLDER CYLINDERS WERE 2500
PSI. AND THE NEWER CYLINDERS ARE 3000
PSI. IDENTIFYING THE PART # OF THE
CYLINDER IS EXTREMELY IMPORTANT WHEN
ORDERING PARTS TO ENSURE PROPER
OPERATION OF THE HYDRAULIC CYLINDER.

I0002312
PR: t05g29n33c0031

1434 TANDEM DISC
SERVICE PARTS

3 1/2" X 10" CYLINDER (10816R)
VERSION 2, 5/06/03 & LATER



**1434 TANDEM DISC
SERVICE PARTS**

69

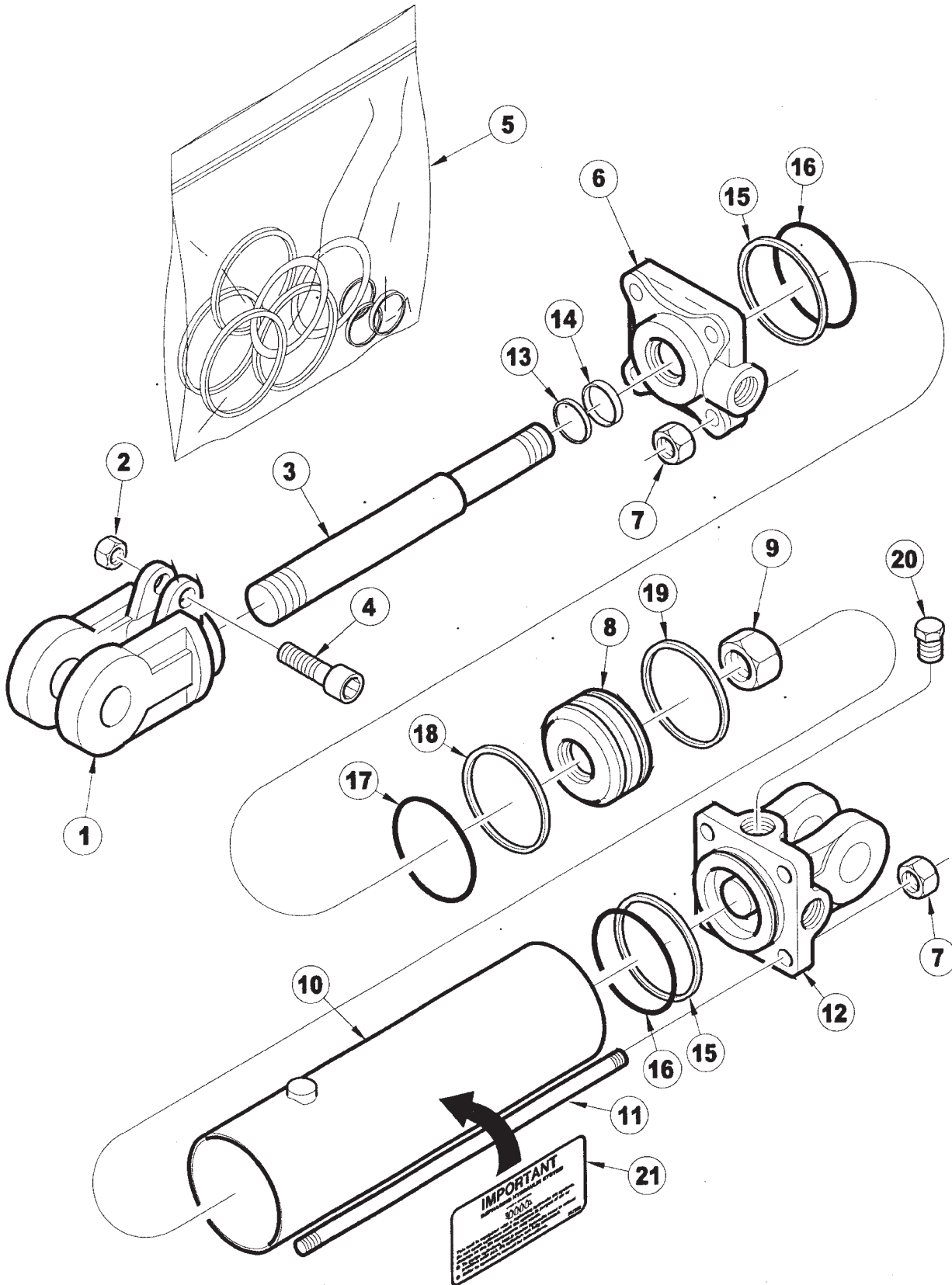
**3 1/2" X 10" CYLINDER (10816R)
VERSION 2, 5/06/03 & LATER**

ITEM	NUMBER	QTY	DESCRIPTION
1	SN8610-1		CLEVIS, 1 1/4" THREADS, 1" PIN W/BUSHING CROSS
2	SN8671-1		CAPSCREW NUT, 5/16" THREADS CROSS
3	SN8658-1		ROD, 1 1/4" DIA, 10" REPHASING,CROSS
4	SN8631-1		CAPSCREW, CROSS
5	SN8775-1		SEAL KIT, 3 1/2", 1 1/4" ROD, REPHASING CROSS
6	SN8657-10		HEAD, 3 1/2", 1 1/4" ROD REPHASING,CROSS (ORB)
7	SN8863-1		TIE ROD NUT, 9/16" THREADS CROSS
8	SN8660-1		PISTON, 3 1/2" W/1" HOLE REPHASING,CROSS
9	SN8683-1		PISTON NUT, 1" CROSS
10	SN8659-1		TUBE, 3 1/2" X 10" REPHASING, CROSS
11	SN8928-1		TIE ROD BOLT, 3 1/2" X 10" REPHASING, CROSS
12	SN8927-10		BASE, 3 1/2" (ORB 1" PIN) REPHASING, CROSS
13			* WIPER
14			* U-CUP
15			* BACKUP
16			* O-RING
17			* O-RING
18			* TEFLON RING
19			* WEAR RING
20	SN4458		PLUG, 3/4"-16 O.R.
21	SN997052		SYSTEMS MUST BE BLED OF AIR AVAILABLE IN SEAL KIT ONLY! NOTE * WHEN ORDERING HYDRAULIC CYLINDER COMPONENTS, BE SURE TO NOTE THE PART # AND THE CYLINDER PSI. (LOCATED ON THE CYLINDER DECAL)AS THEY CONTAIN DIFFERENT COMPONENTS. OLDER CYLINDERS WERE 2500 PSI. AND THE NEWER CYLINDERS ARE 3000 PSI. IDENTIFYING THE PART # OF THE CYLINDER IS EXTREMELY IMPORTANT WHEN ORDERING PARTS TO ENSURE PROPER OPERATION OF THE HYDRAULIC CYLINDER.

I0002312
PR: t05g29n33c0032

1434 TANDEM DISC
SERVICE PARTS

3 1/4" X 10" CYLINDER 4433R
(VERSION 1, PRIOR TO 4/09/03)



**1434 TANDEM DISC
SERVICE PARTS**

71

**3 1/4" X 10" CYLINDER 4433R
(VERSION 1, PRIOR TO 4/09/03)**

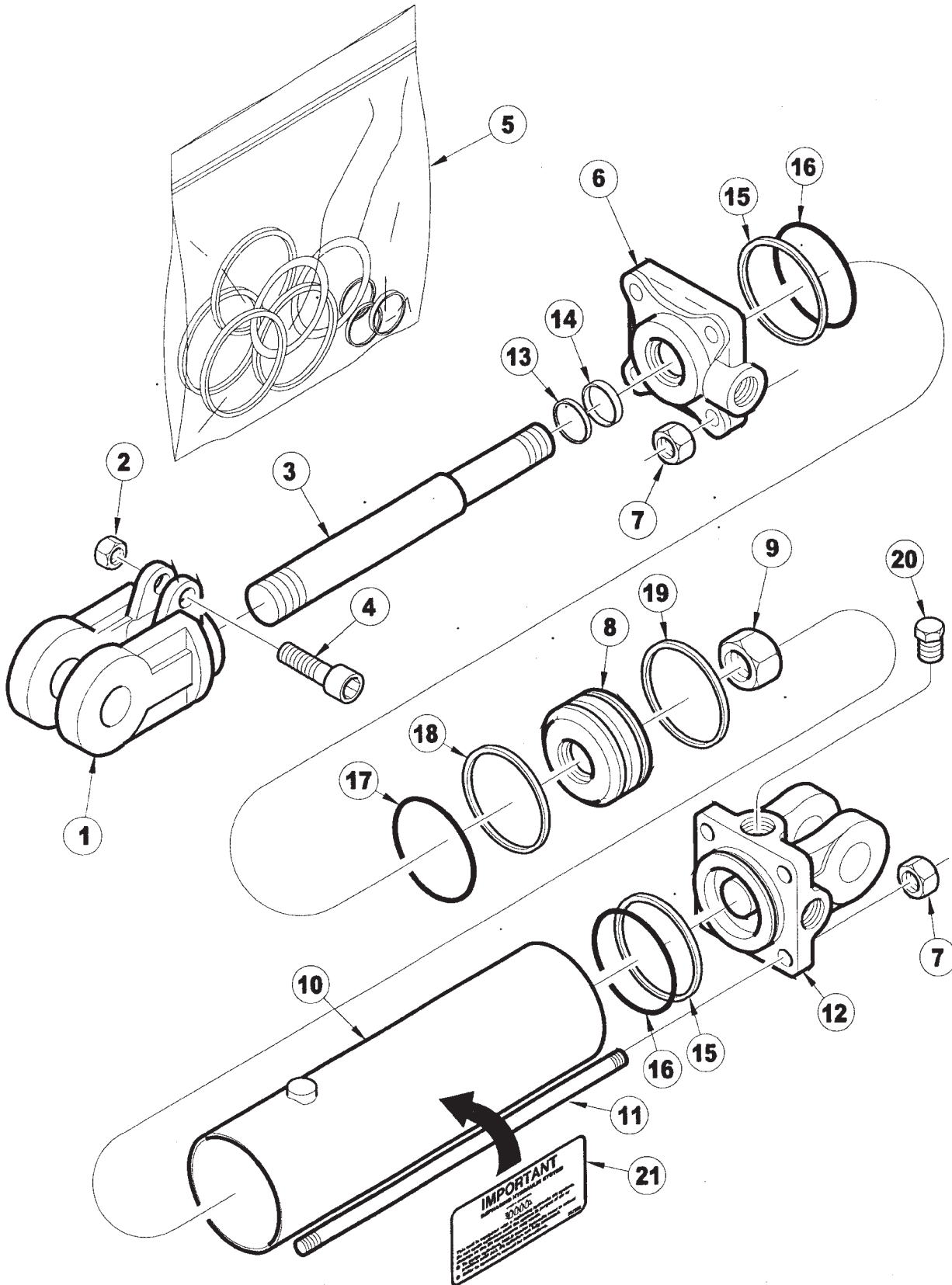
ITEM	NUMBER	QTY	DESCRIPTION
1	SN8610-1		CLEVIS, 1 1/4" THREADS, 1" PIN W/BUSHING CROSS
2	SN8671-1		CAPSCREW NUT, 5/16" THREADS CROSS
3	SN8890-1		ROD, 1 1/4" DIA, 10" REPHASING CROSS
4	SN8631-1		CAPSCREW, CROSS
5	SN8767-1		SEAL KIT, 3 1/4", 1 1/4" ROD REPHASING, CROSS
6	SN8725-10		HEAD, 3 1/4", 1 1/4" ROD REPHASING,CROSS
7	SN8863-1		TIE ROD NUT, 9/16" THREADS CROSS
8	SN8710-1		PISTON, 3 1/4" W/1" HOLE REPHASING CROSS
9	SN8683-1		PISTON NUT, 1" CROSS
10	SN8820-1		TUBE, 3 1/4" X 10" REPHASING CROSS
11	SN8845-1		TIE ROD BOLT, 3 1/4" X 10" REPHASING CROSS
12	SN8709-10		BASE, 3 1/4" REPHASING CROSS
13			* WIPER
14			* U-CUP
15			* BACKUP
16			* O-RING
17			* O-RING
18			* TEFLON RING
19			* WEAR RING
20	SN4458		PLUG, 3/4"-16 O.R
21	SN997052		SYSTEMS MUST BE BLED OF AIR

AVAILABLE IN SEAL KIT ONLY!
NOTE * WHEN ORDERING HYDRAULIC CYLINDER
COMPONENTS, BE SURE TO NOTE THE PART #
AND THE CYLINDER PSI. (LOCATED ON THE
CYLINDER DECAL)AS THEY CONTAIN DIFFERENT
COMPONENTS. OLDER CYLINDERS WERE 2500
PSI. AND THE NEWER CYLINDERS ARE 3000
PSI. IDENTIFYING THE PART # OF THE
CYLINDER IS EXTREMELY IMPORTANT WHEN
ORDERING PARTS TO ENSURE PROPER
OPERATION OF THE HYDRAULIC CYLINDER.

I0002897
PR: t05g29n33c0033

1434 TANDEM DISC
SERVICE PARTS

3 1/4" X 10" CYLINDER 10817R
(VERSION 2, 4/09/03 & LATER)



**1434 TANDEM DISC
SERVICE PARTS**

73

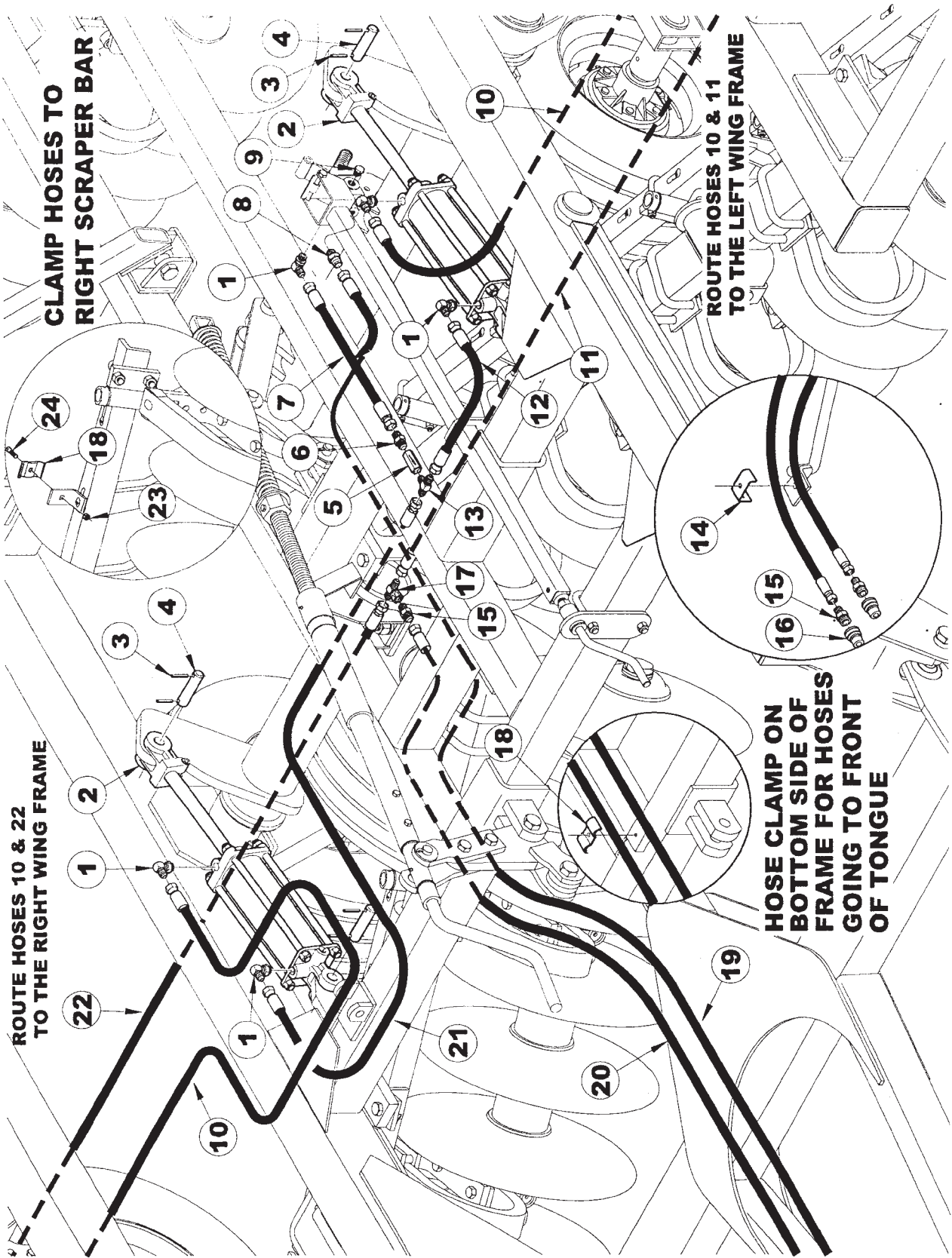
**3 1/4" X 10" CYLINDER 10817R
(VERSION 2, 4/09/03 & LATER)**

ITEM	NUMBER	QTY	DESCRIPTION
1	SN8610-1		CLEVIS, 1 1/4" THREADS, 1" PIN W/BUSHING CROSS
2	SN8671-1		CAPSCREW NUT, 5/16" THREADS CROSS
3	SN8658-1		ROD, 1 1/4" DIA, 10" REPHASING,CROSS
4	SN8631-1		CAPSCREW, CROSS
5	SN8767-1		SEAL KIT, 3 1/4", 1 1/4" ROD REPHASING, CROSS
6	SN8614-10		HEAD, 3 1/4", 1 1/4" ROD, CROSS, ORB
7	SN8863-1		TIE ROD NUT, 9/16" THREADS CROSS
8	SN8929-1		PISTON, 3 1/4" W/1" HOLE REPHASING,CROSS
9	SN8683-1		PISTON NUT, 1" CROSS
10	SN8613-1		TUBE, 3 1/4" X 10" REPHASING, CROSS
11	SN8928-1		TIE ROD BOLT, 3 1/2" X 10" REPHASING, CROSS
12	SN8930-10		BASE, 3 1/4" (ORB), 1" PIN REPHASING, CROSS
13			* WIPER
14			* U-CUP
15			* BACKUP
16			* O-RING
17			* O-RING
18			* TEFLON RING
19			* WEAR RING
20	SN4458		PLUG, 3/4"-16 O.R
21	SN997052		SYSTEMS MUST BE BLED OF AIR

AVAILABLE IN SEAL KIT ONLY!
NOTE * WHEN ORDERING HYDRAULIC CYLINDER
COMPONENTS, BE SURE TO NOTE THE PART #
AND THE CYLINDER PSI. (LOCATED ON THE
CYLINDER DECAL)AS THEY CONTAIN DIFFERENT
COMPONENTS. OLDER CYLINDERS WERE 2500
PSI. AND THE NEWER CYLINDERS ARE 3000
PSI. IDENTIFYING THE PART # OF THE
CYLINDER IS EXTREMELY IMPORTANT WHEN
ORDERING PARTS TO ENSURE PROPER
OPERATION OF THE HYDRAULIC CYLINDER.

I0002897
PR: t05g29n33c0034

26' & 29' CENTER FRAME LIFT HYDRAULICS



**1434 TANDEM DISC
SERVICE PARTS**

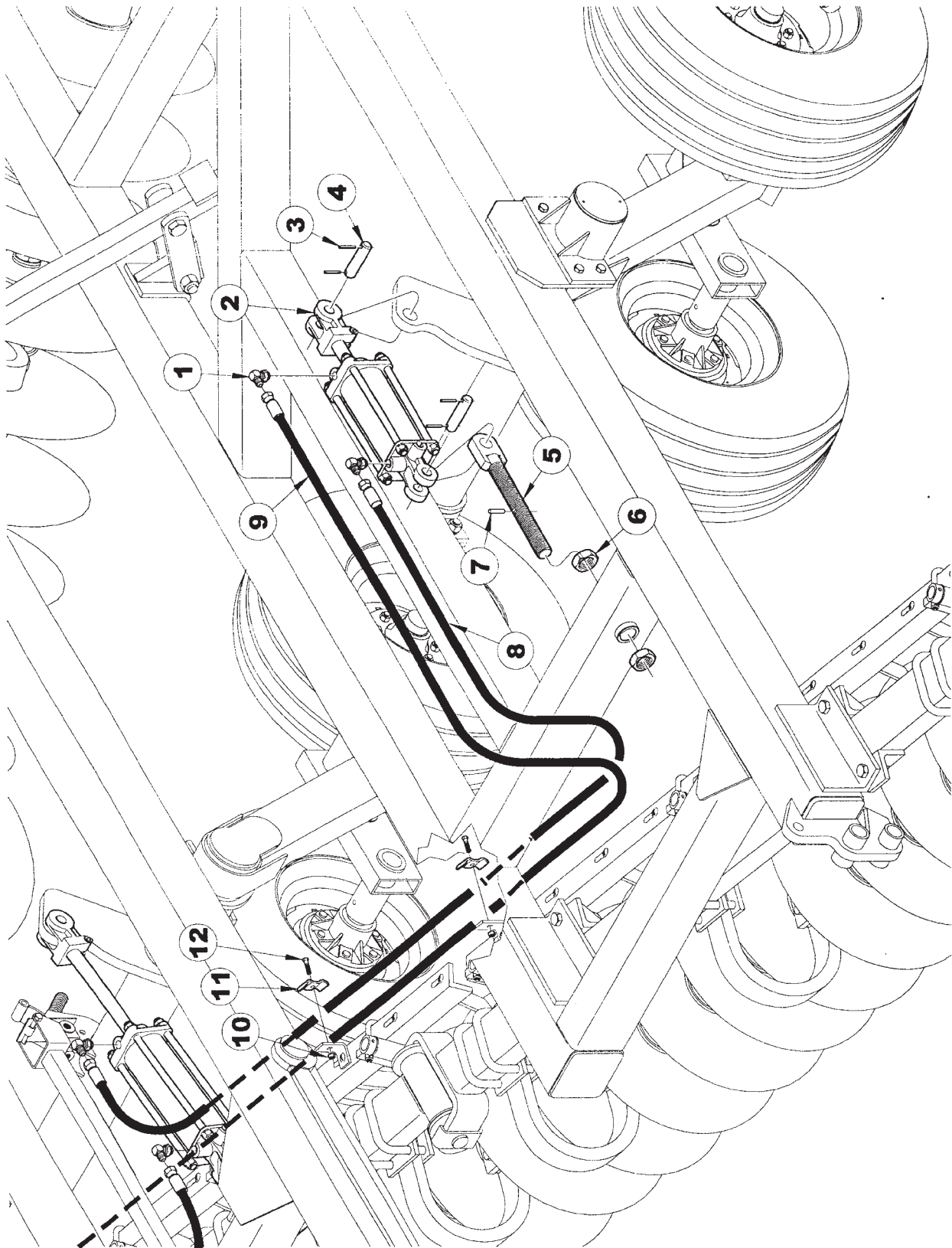
75

26' & 29' CENTER FRAME LIFT HYDRAULICS

ITEM	NUMBER	QTY	DESCRIPTION
1	SN4454		90 DEG STR THREAD ELBOW, 3/4"-16 MF X 3/4"-16 MOR
2	SN4430R		CYLINDER, 4" X 10" REPHASING (22 1/4") (*VERSION 1, PRIOR TO 6/23/03)
	SN10814		CYLINDER, 4" X 10" REPH (22 1/4" CPC) 3000 (*VERSION 2, 6/23/03 & LATER)
3	SN3164		ROLL PIN, 5/16" X 2" SPIRAL MEDIUM DUTY, Y/D
4	SN5339		PIN, 1" X 4 1/16" (3"), Y/D
5	SN4484		IN LINE RESTRICTOR, 1/2-14 FPT, W/ 5/32" REST
6	SN2425		MALE CONNECTOR, 3/4"-16 MF X 1/2-14 MPT
7	SN4027002		HOSE, 3/8" X 27" L, FEMALE ENDS
8	SN4464		STRAIGHT THD. CONNECTOR, 7/8"-14 MF X 3/4"-16 MOR
9	SN4458		PLUG, 3/4"-16 MOR
10	SN4102002		HOSE, 3/8" X 102" L, FEMALE ENDS
	SN4118002		HOSE, 3/8" X 118" L, FEMALE ENDS
11	SN4148002		HOSE, 3/8" X 148" L, FEMALE ENDS
	SN4164002		HOSE, 3/8" X 164" L, FEMALE ENDS
12	SN4024002		HOSE, 3/8" X 24" L, FEMALE ENDS
13	SN9679		MALE BRANCH TEE, 3/4"-16 MF X 1/2-14 MPT
14	SN12775		UNION TEE, 3/4"-16 MF X 7/8"-14 MF
15	SN2426		MALE CONNECTOR, 7/8"-14 MF X 1/2-14 MPT
16	SN3253		HYDRAULIC COUPLER, MALE HALF
17	SN4450		FEMALE BRANCH TEE, 3/4"-16 MF X 1/2-14 FPT
18	SN5302		PIPE CLAMP, 3/8" BOLT HOLE
19	SN4228005		HOSE, 1/2" X 228" L, FEMALE ENDS
20	SN4189005		HOSE, 1/2" X 189" L, FEMALE ENDS
21	SN4048002		HOSE, 3/8" X 48" L, FEMALE ENDS
22	SN4132002		HOSE, 3/8" X 132" L, FEMALE ENDS
	SN4148002		HOSE, 3/8" X 148" L, FEMALE ENDS
23	SN3567		LOCK NUT, 3/8"-16 HEX NYLON INSERT, GR 2, Y/D
24	SN175		HEX BOLT, 3/8"-16 X 1 1/2", GR 5, Y/D

I0005541
PR: t05g29n33c0035

26' & 29' LEFT WING LIFT HYDRAULICS



**1434 TANDEM DISC
SERVICE PARTS**

26' & 29' LEFT WING LIFT HYDRAULICS

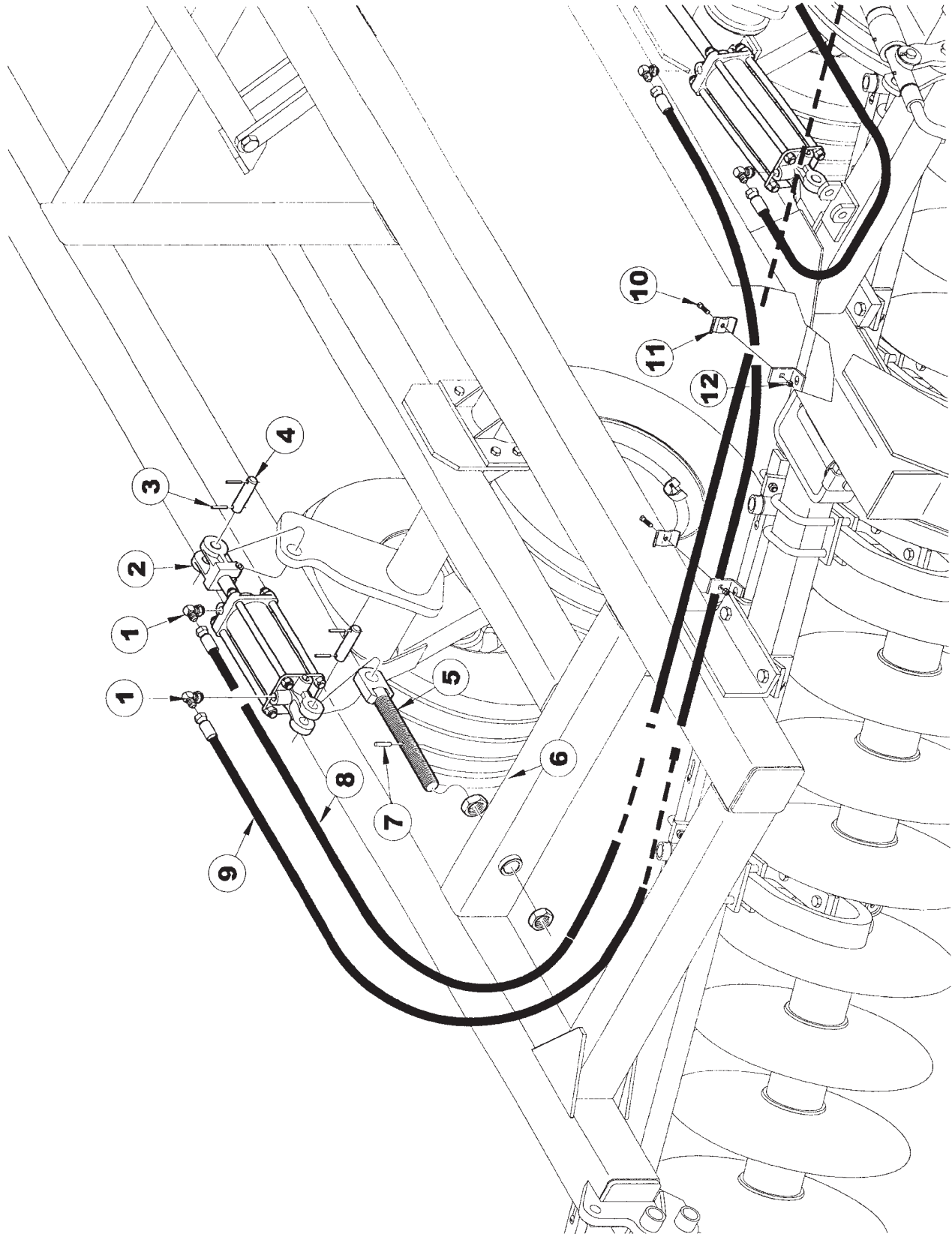
ITEM	NUMBER	QTY	DESCRIPTION
1	SN4454		90 DEG STR THREAD ELBOW, 3/4"-16 MF X 3/4"-16 MOR
2	SN4431R		CYLINDER, 3 3/4" X 10" REPH. (22 1/4" CPC)(*VERSION 1, PRIOR TO 4/09/03)
	SN10815		CYLINDER, 3 3/4" X 10" REPH (22 1/4" CPC) 3000(*VERSION 2, 4/09/03 & LATER)
3	SN3164		ROLL PIN, 5/16" X 2" SPIRAL MEDIUM DUTY, Y/D
4	SN5339		PIN, 1" X 4 1/16" (3"), Y/D
5	SN7334		ADJUSTABLE CYLINDER BLOCK
6	SN2079		JAM NUT, 1 1/2"-6 HEX, GR 2, Y/D
7	SN4623		GUIDE PIN
8	SN4102002		HOSE, 3/8" X 102" L, FEMALE ENDS (26')
	SN4118002		HOSE, 3/8" X 118" L, FEMALE ENDS (29')
9	SN4148002		HOSE, 3/8" X 148" L, FEMALE ENDS (26')
	SN4164002		HOSE, 3/8" X 164" L, FEMALE ENDS (29')
10	SN3567		LOCK NUT, 3/8"-16 HEX NYLON INSERT, GR 2, Y/D
11	SN5302		PIPE CLAMP, 3/8" BOLT HOLE
12	SN175		HEX BOLT, 3/8"-16 X 1 1/2", GR 5, Y/D

NOTE * WHEN ORDERING HYDRAULIC CYLINDER COMPONENTS, BE SURE TO NOTE THE PART # AND THE CYLINDER PSI. (LOCATED ON THE CYLINDER DECAL) AS THEY CONTAIN DIFFERENT COMPONENTS. OLDER CYLINDERS WERE 2500 PSI. AND THE NEWER CYLINDERS ARE 3000 PSI. IDENTIFYING THE PART # OF THE CYLINDER IS EXTREMELY IMPORTANT WHEN ORDERING PARTS TO ENSURE PROPER OPERATION OF THE HYDRAULIC CYLINDER.

WARNING
THESE PARTS ARE IMPORTANT TO THE SAFETY OF THIS EQUIPMENT AND THOSE WHO OPERATE IT. USE ONLY EXACT REPLACEMENT PARTS TO PREVENT HYDRAULIC FAILURE. BEFORE REPLACING THESE PARTS, REVIEW AND FOLLOW THE INSTRUCTIONS IN THE SAFETY AND OPERATING SECTIONS OF THIS MANUAL.

I0005543
PR: t05g29n33c0036

26' & 29' RIGHT WING LIFT HYDRAULICS



**1434 TANDEM DISC
SERVICE PARTS**

79

26' & 29' RIGHTWING LIFT HYDRAULICS

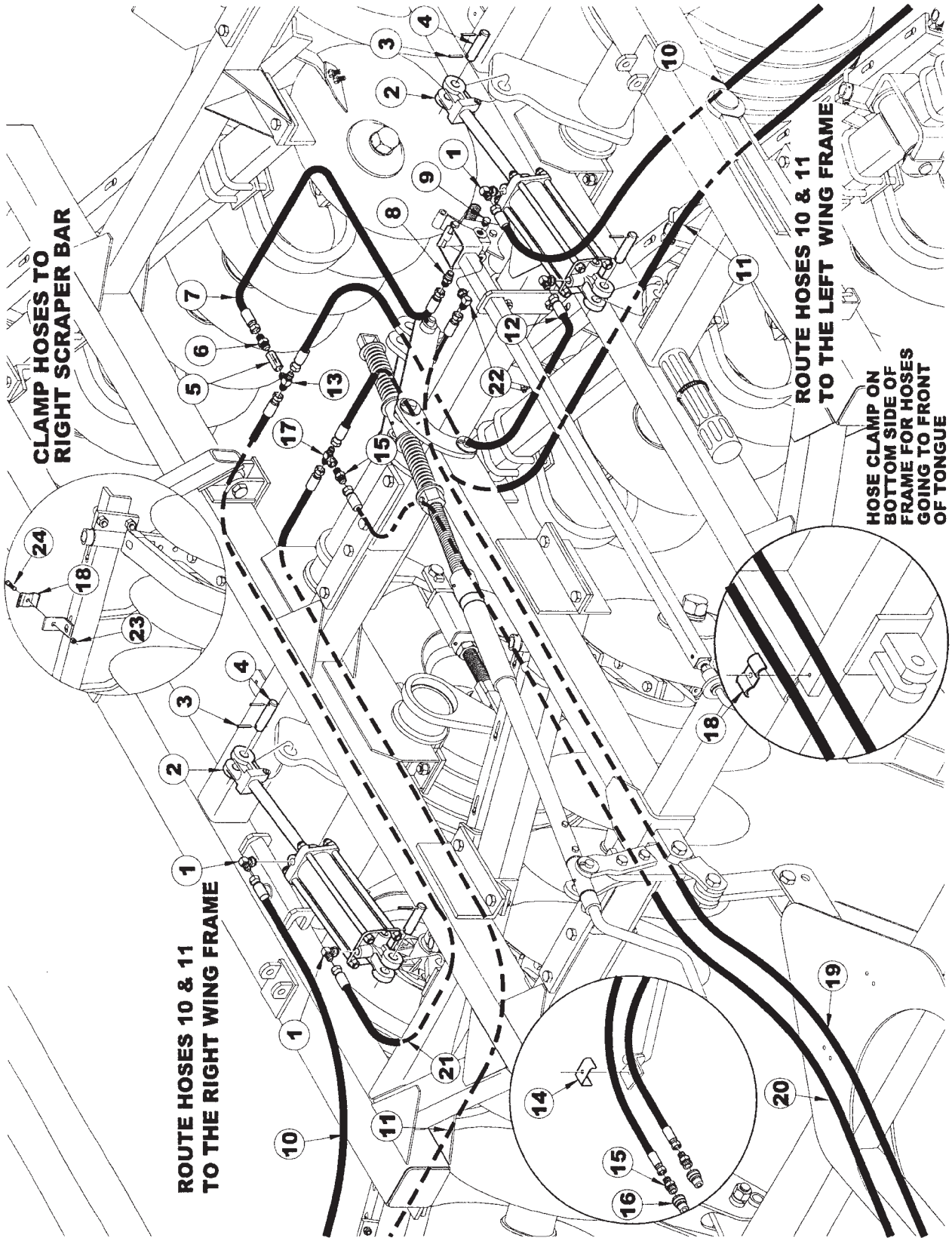
ITEM	NUMBER	QTY	DESCRIPTION
1	SN4454		90 DEG STR THREAD ELBOW, 3/4"-16 MF X 3/4"-16 MOR
2	SN4431R		CYLINDER, 3 3/4" X 10" REPH.(22 1/4"CPC) (*VERSION 1, PRIOR TO 4/09/03)
	SN10815		CYLINDER,3 3/4"X10"REPH (22 1/4"CPC)3000 (*VERSION 2, 4/09/03 & LATER)
4	SN5339		PIN, 1" X 4 1/16" (3"), Y/D
5	SN7334		ADJUSTABLE CYLINDER BLOCK
6	SN2079		JAM NUT, 1 1/2"-6 HEX, GR 2, Y/D
7	SN4623		GUIDE PIN
8	SN4132002		HOSE, 3/8" X 132" L, FEMALE ENDS (26')
	SN4148002		HOSE, 3/8" X 148" L, FEMALE ENDS (29')
9	SN4102002		HOSE, 3/8" X 102" L, FEMALE ENDS (26')
	SN4118002		HOSE, 3/8" X 118" L, FEMALE ENDS (29')
10	SN3567		LOCK NUT, 3/8"-16 HEX NYLON INSERT, GR 2, Y/D
11	SN5302		PIPE CLAMP, 3/8" BOLT HOLE
12	SN175		HEX BOLT, 3/8"-16 X 1 1/2", GR 5, Y/D

NOTE * WHEN ORDERING HYDRAULIC CYLINDER COMPONENTS, BE SURE TO NOTE THE PART # AND THE CYLINDER PSI. (LOCATED ON THE CYLINDER DECAL)AS THEY CONTAIN DIFFERENT COMPONENTS. OLDER CYLINDERS WERE 2500 PSI. AND THE NEWER CYLINDERS ARE 3000 PSI. IDENTIFYING THE PART # OF THE CYLINDER IS EXTREMELY IMPORTANT WHEN ORDERING PARTS TO ENSURE PROPER OPERATION OF THE HYDRAULIC CYLINDER.

WARNING
THESE PARTS ARE IMPORTANT TO THE SAFETY OF THIS EQUIPMENT AND THOSE WHO OPERATE IT. USE ONLY EXACT REPLACEMENT PARTS TO PREVENT HYDRAULIC FAILURE. BEFORE REPLACING THESE PARTS, REVIEW AND FOLLOW THE INSTRUCTIONS IN THE SAFETY AND OPERATING SECTIONS OF THIS MANUAL.

I0005542
PR: t05g29n33c0037

30', 33', & 36' CENTER FRAME LIFT
HYDRAULICS



**1434 TANDEM DISC
SERVICE PARTS**

81

**30', 33', & 36' CENTER FRAME LIFT
HYDRAULICS**

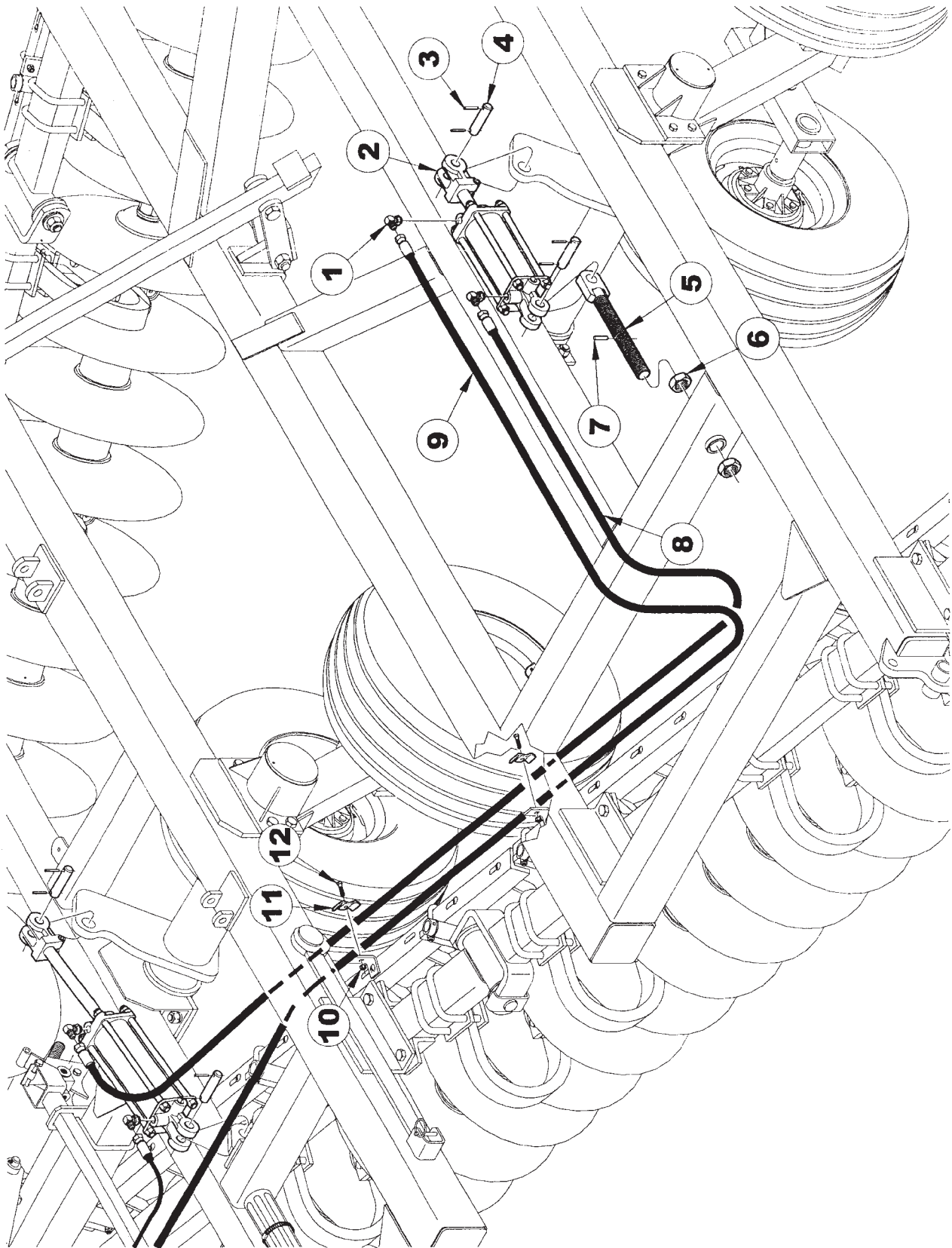
ITEM	NUMBER	QTY	DESCRIPTION
1	SN4454		90 DEG STR THREAD ELBOW, 3/4"-16 MF X 3/4"-16 MOR
2	SN4430R		CYLINDER, 4" X 10" REPHASING (22 1/4") (*VERSION 1, PRIOR TO 6/23/03)
	SN10814		CYLINDER, 4" X 10" REPH (22 1/4"CPC)3000 (*VERSION 2, 6/23/03 & LATER)
3	SN3164		ROLL PIN, 5/16" X 2" SPIRAL MEDIUM DUTY, Y/D
4	SN5339		PIN, 1" X 4 1/16" (3"), Y/D
5	SN4484		IN LINE RESTRICTOR, 1/2-14 FPT, W/5/32" REST
6	SN2425		MALE CONNECTOR, 3/4"-16 MF X 1/2-14 MPT
7	SN4030002		HOSE, 3/8" X 30" L, FEMALE ENDS
8	SN4463		STRAIGHT THD.CONNECTOR, 3/4"-16MF X 3/4"-16 MOR
9	SN4458		PLUG, 3/4"-16 MOR
10	SN4117002		HOSE, 3/8" X 117" L, FEMALE ENDS (30' MACHINE)
	SN4132002		HOSE, 3/8" X 132" L, FEMALE ENDS (33' & 36' MACHINES)
11	SN4162002		HOSE, 3/8" X 162" L, FEMALE ENDS (30' MACHINE)
	SN4177002		HOSE, 3/8" X 177" L, FEMALE ENDS (33' & 36' MACHINES)
12	SN4042002		HOSE, 3/8" X 42" L, FEMALE ENDS
13	SN9679		MALE BRANCH TEE, 3/4"-16 MF X 1/2-14 MPT
14	SN12775		UNION TEE, 3/4"-16 MF X 7/8"-14 MF
15	SN2426		MALE CONNECTOR, 7/8"-14 MF X 1/2-14 MPT
16	SN3253		HYDRAULIC COUPLER, MALE HALF
17	SN4450		FEMALE BRANCH TEE, 3/4"-16 MF X 1/2-14 FPT
18	SN5302		PIPE CLAMP, 3/8" BOLT HOLE
19	SN4243005		HOSE, 1/2" X 243" L, FEMALE ENDS
20	SN4216005		HOSE, 1/2" X 216" L, FEMALE ENDS
21	SN4056002		HOSE, 3/8" X 56" L, FEMALE ENDS
22	SN4457		90 DEG STRAIGHT THD ELBOW, 7/8"-14 MF X 3/4"-16 MOR
23	SN3567		LOCK NUT, 3/8"-16 HEX NYLON INSERT, GR 2, Y/D
24	SN175		HEX BOLT, 3/8"-16 X 1 1/2", GR 5, Y/D

NOTE * WHEN ORDERING HYDRAULIC CYLINDER COMPONENTS, BE SURE TO NOTE THE PART # AND THE CYLINDER PSI. (LOCATED ON THE CYLINDER DECAL)AS THEY CONTAIN DIFFERENT COMPONENTS. OLDER CYLINDERS WERE 2500 PSI. AND THE NEWER CYLINDERS ARE 3000 PSI. IDENTIFYING THE PART # OF THE CYLINDER IS EXTREMELY IMPORTANT WHEN ORDERING PARTS TO ENSURE PROPER OPERATION OF THE HYDRAULIC CYLINDER.

WARNING
THESE PARTS ARE IMPORTANT TO THE SAFETY OF THIS EQUIPMENT AND THOSE WHO OPERATE IT. USE ONLY EXACT REPLACEMENT PARTS TO PREVENT HYDRAULIC FAILURE. BEFORE REPLACING THESE PARTS, REVIEW AND FOLLOW THE INSTRUCTIONS IN THE SAFETY AND OPERATING SECTIONS OF THIS MANUAL.

I0005549
PR: t05g29n33c0038

30', 33', & 36' LEFT WING
LIFT HYDRAULICS



**1434 TANDEM DISC
SERVICE PARTS**

83

**30', 33', & 36' LEFT WING
LIFT HYDRAULICS**

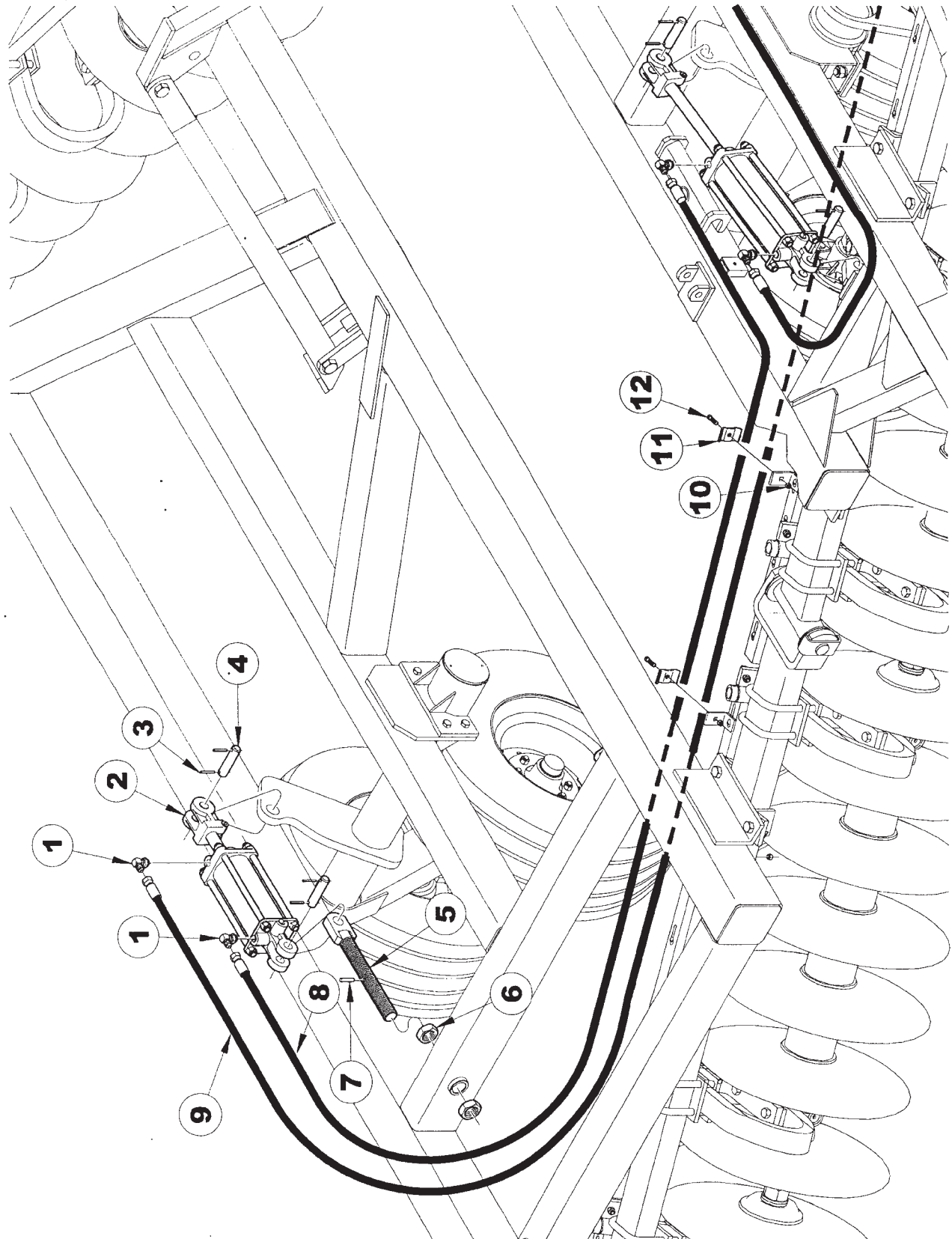
ITEM	NUMBER	QTY	DESCRIPTION
1	SN4454		90 DEG STR THREAD ELBOW, 3/4"-16 MF X 3/4"-16 MOR
2	SN4431R		CYLINDER, 3 3/4" X 10" REPH. (22 1/4" CPC) (*VERSION 1, PRIOR TO 4/09/03)
	SN10815		CYLINDER, 3 3/4" X 10" REPH (22 1/4" CPC), 3000 (*VERSION 2, 4/09/03 & LATER)
3	SN3164		ROLL PIN, 5/16" X 2" SPIRAL MEDIUM DUTY, Y/D
4	SN5339		PIN, 1" X 4 1/16" (3"), Y/D
5	SN7334		ADJUSTABLE CYLINDER BLOCK
6	SN2079		JAM NUT, 1 1/2"-6 HEX, GR 2, Y/D
7	SN4623		GUIDE PIN
8	SN4117002		HOSE, 3/8" X 117" L, FEMALE ENDS (30' MACHINE)
	SN4132002		HOSE, 3/8" X 132" L, FEMALE ENDS (33' & 36' MACHINE)
9	SN4162002		HOSE, 3/8" X 162" L, FEMALE ENDS (30' MACHINE)
	SN4177002		HOSE, 3/8" X 177" L, FEMALE ENDS (33' & 36' MACHINE)
10	SN3567		LOCK NUT, 3/8"-16 HEX NYLON INSERT, GR 2, Y/D
11	SN5302		PIPE CLAMP, 3/8" BOLT HOLE
12	SN175		HEX BOLT, 3/8"-16 X 1 1/2", GR 5, Y/D

NOTE * WHEN ORDERING HYDRAULIC CYLINDER COMPONENTS, BE SURE TO NOTE THE PART # AND THE CYLINDER PSI. (LOCATED ON THE CYLINDER DECAL)AS THEY CONTAIN DIFFERENT COMPONENTS. OLDER CYLINDERS WERE 2500 PSI. AND THE NEWER CYLINDERS ARE 3000 PSI. IDENTIFYING THE PART # OF THE CYLINDER IS EXTREMELY IMPORTANT WHEN ORDERING PARTS TO ENSURE PROPER OPERATION OF THE HYDRAULIC CYLINDER.

WARNING
THESE PARTS ARE IMPORTANT TO THE SAFETY OF THIS EQUIPMENT AND THOSE WHO OPERATE IT. USE ONLY EXACT REPLACEMENT PARTS TO PREVENT HYDRAULIC FAILURE. BEFORE REPLACING THESE PARTS, REVIEW AND FOLLOW THE INSTRUCTIONS IN THE SAFETY AND OPERATING SECTIONS OF THIS MANUAL.

I0005550
PR: t05g29n33c0039

30', 33', & 36' RIGHT WING LIFT
HYDRAULICS



**1434 TANDEM DISC
SERVICE PARTS**

85

**30', 33', & 36' RIGHT WING LIFT
HYDRAULICS**

ITEM	NUMBER	QTY	DESCRIPTION
1	SN4454		90 DEG STR THREAD ELBOW, 3/4"-16 MF X 3/4"-16 MOR
2	SN4431R		CYLINDER, 3 3/4" X 10" REPH. (22 1/4" CPC) (*VERSION 1, PRIOR TO 4/09/03)
	SN10815		CYLINDER, 3 3/4"X10"REPH (22 1/4"CPC) 3000 (*VERSION 2, 4/09/03 & LATER)
3	SN3164		ROLL PIN, 5/16" X 2" SPIRAL MEDIUM DUTY, Y/D
4	SN5339		PIN, 1" X 4 1/16" (3"), Y/D
5	SN7334		ADJUSTABLE CYLINDER BLOCK
6	SN2079		JAM NUT, 1 1/2"-6 HEX, GR 2, Y/D
7	SN4623		GUIDE PIN
8	SN4117002		HOSE, 3/8" X 117" L, FEMALE ENDS (30' MACHINE)
	SN4132002		HOSE, 3/8" X 132" L, FEMALE ENDS (33' & 36' MACHINE)
9	SN4162002		HOSE, 3/8" X 162" L, FEMALE ENDS (30' MACHINE)
	SN4177002		HOSE, 3/8" X 177" L, FEMALE ENDS (33' & 36' MACHINE)
10	SN3567		LOCK NUT, 3/8"-16 HEX NYLON INSERT, GR 2, Y/D
11	SN5302		PIPE CLAMP, 3/8" BOLT HOLE
12	SN175		HEX BOLT, 3/8"-16 X 1 1/2", GR 5, Y/D

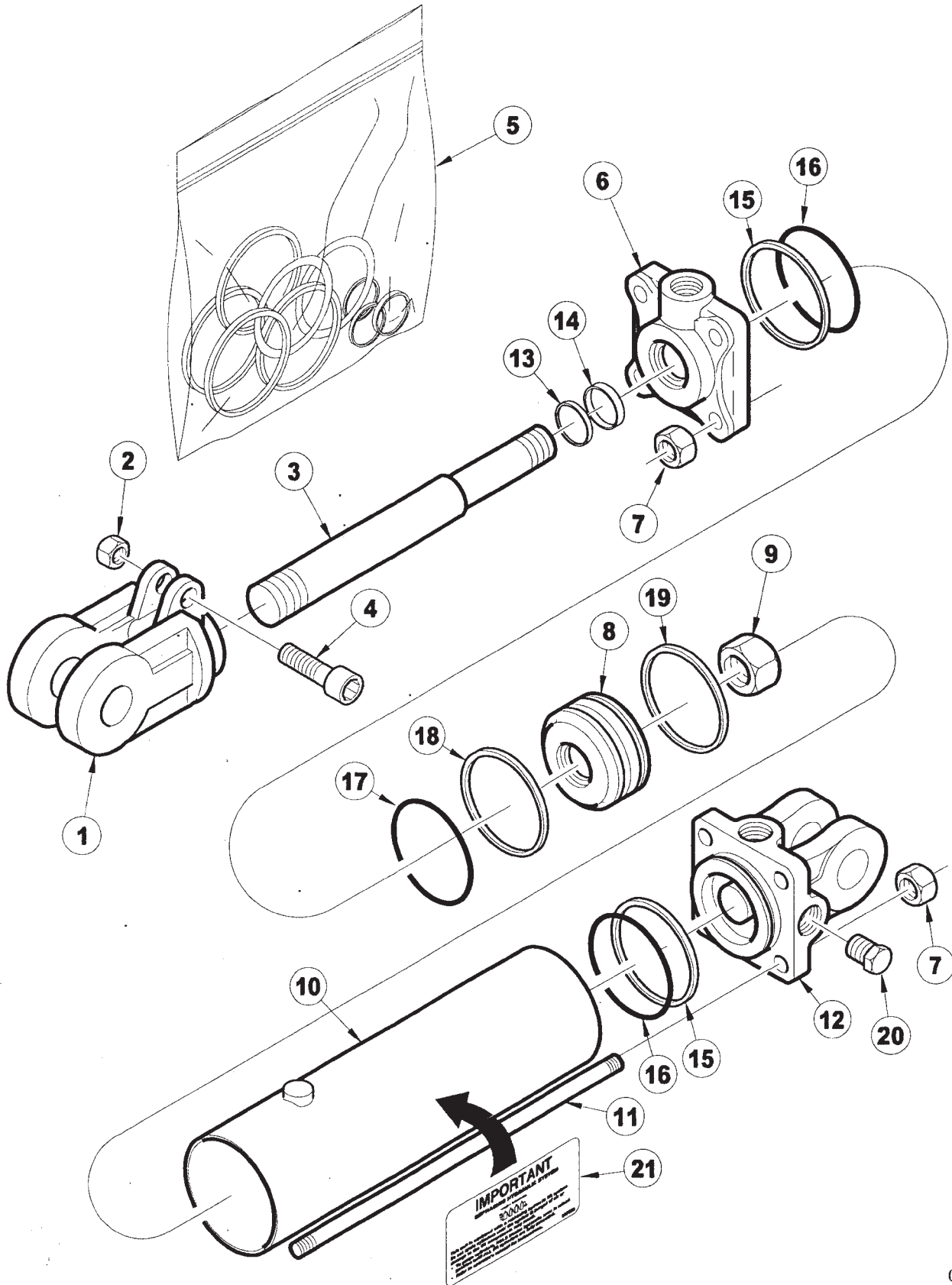
NOTE * WHEN ORDERING HYDRAULIC CYLINDER COMPONENTS, BE SURE TO NOTE THE PART # AND THE CYLINDER PSI. (LOCATED ON THE CYLINDER DECAL)AS THEY CONTAIN DIFFERENT COMPONENTS. OLDER CYLINDERS WERE 2500 PSI. AND THE NEWER CYLINDERS ARE 3000 PSI. IDENTIFYING THE PART # OF THE CYLINDER IS EXTREMELY IMPORTANT WHEN ORDERING PARTS TO ENSURE PROPER OPERATION OF THE HYDRAULIC CYLINDER.

WARNING
THESE PARTS ARE IMPORTANT TO THE SAFETY OF THIS EQUIPMENT AND THOSE WHO OPERATE IT. USE ONLY EXACT REPLACEMENT PARTS TO PREVENT HYDRAULIC FAILURE. BEFORE REPLACING THESE PARTS, REVIEW AND FOLLOW THE INSTRUCTIONS IN THE SAFETY AND OPERATING SECTIONS OF THIS MANUAL.

I0005551
PR: t05g29n33c0040

1434 TANDEM DISC
SERVICE PARTS

3 3/4" X 10" CYLINDER 4431R
(VERSION 1, PRIOR TO 4/09/03)



**1434 TANDEM DISC
SERVICE PARTS**

87

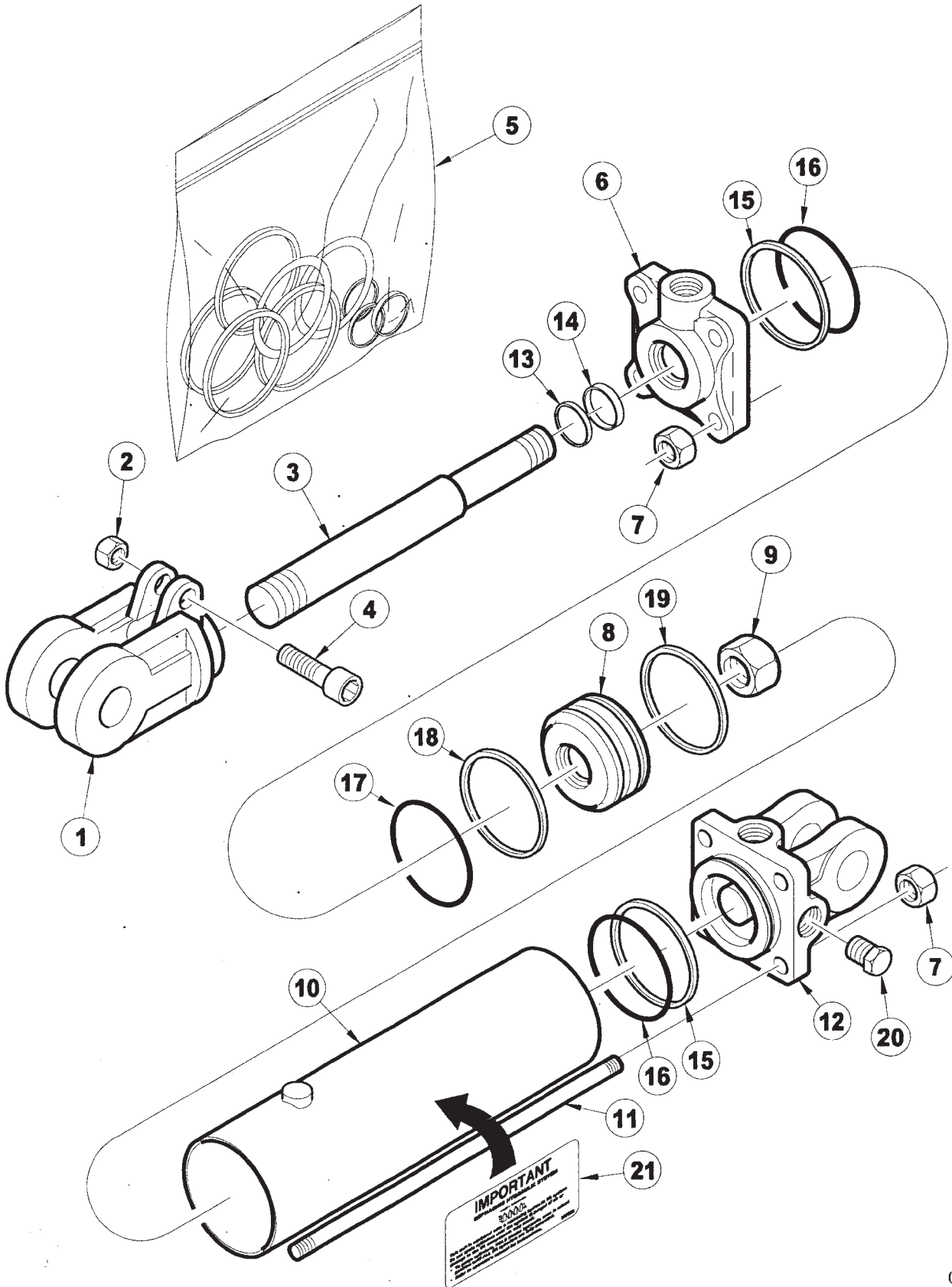
**3 3/4" X 10" CYLINDER 4431R
(VERSION 1, PRIOR TO 4/09/03)**

ITEM	NUMBER	QTY	DESCRIPTION
1	SN8610-1		CLEVIS, 1 1/4" THREADS, 1" PIN W/BUSHING CROSS
2	SN8671-1		CAPSCREW NUT, 5/16" THREADS CROSS
3	SN8899-1		ROD, 1 3/8" DIA, 10" REPHASING CROSS
4	SN8631-1		CAPSCREW, CROSS
5	SN8776-1		SEAL KIT, 3 3/4", 1 3/8" ROD, REPHASING CROSS
6	SN8736-10		HEAD, 3 3/4", 1 3/8" ROD REPHASING,CROSS
7	SN8864-1		TIE ROD NUT, 5/8" THREADS CROSS
8	SN8717-1		PISTON, 3 3/4" W/1" HOLE REPHASING CROSS
9	SN8683-1		PISTON NUT, 1" CROSS
10	SN8828-1		TUBE, 3 3/4" X 10" REPHASING CROSS
11	SN8849-1		TIE ROD BOLT, 4" X 10" CROSS
12	SN8698-10		BASE, 3 3/4" (ORB), 1" PIN REPHASING CROSS
13			* WIPER
14			* U-CUP
15			* BACKUP
16			* O-RING
17			* O-RING
18			* TEFLON RING
19			* WEAR RING
20	SN4458		PLUG, 3/4"-16 O.R.
21	SN997052		SYSTEMS MUST BE BLED OF AIR AVAILABLE IN SEAL KIT ONLY! NOTE * WHEN ORDERING HYDRAULIC CYLINDER COMPONENTS, BE SURE TO NOTE THE PART # AND THE CYLINDER PSI. (LOCATED ON THE CYLINDER DECAL)AS THEY CONTAIN DIFFERENT COMPONENTS. OLDER CYLINDERS WERE 2500 PSI. AND THE NEWER CYLINDERS ARE 3000 PSI. IDENTIFYING THE PART # OF THE CYLINDER IS EXTREMELY IMPORTANT WHEN ORDERING PARTS TO ENSURE PROPER OPERATION OF THE HYDRAULIC CYLINDER.

I0002135
PR: t05g29n33c0041

1434 TANDEM DISC
SERVICE PARTS

3 3/4" X 10" CYLINDER 10815R
(VERSION 2, 4/09/03 & LATER)



**1434 TANDEM DISC
SERVICE PARTS**

89

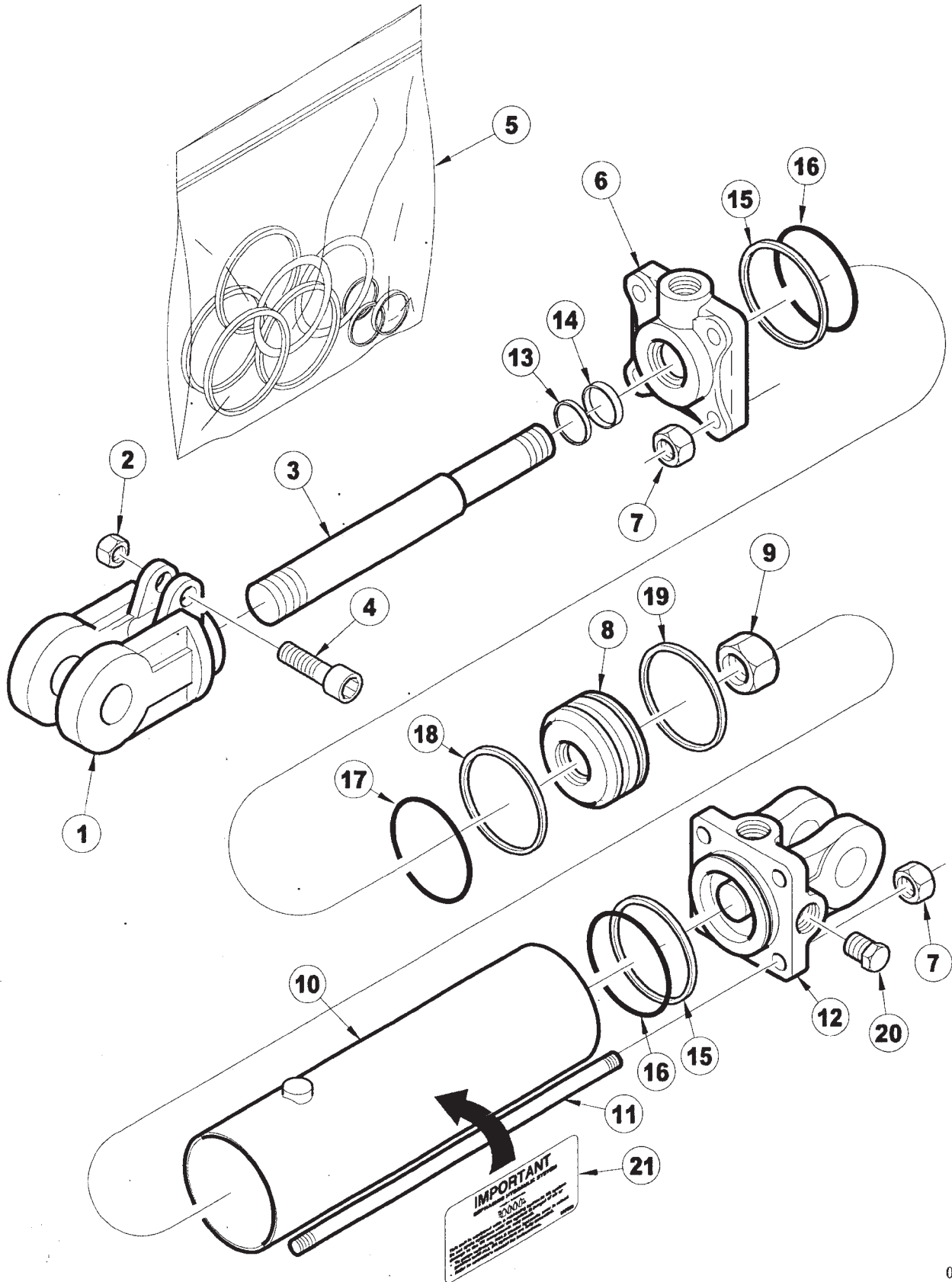
**3 3/4" X 10" CYLINDER 10815R
(VERSION 2, 4/09/03 & LATER)**

ITEM	NUMBER	QTY	DESCRIPTION
1	SN8610-1		CLEVIS, 1 1/4" THREADS, 1" PIN W/BUSHING CROSS
2	SN8671-1		CAPSCREW NUT, 5/16" THREADS CROSS
3	SN8925-1		ROD, 1 3/8" DIA, 10" REPHASING CROSS
4	SN8631-1		CAPSCREW, CROSS
5	SN8776-1		SEAL KIT, 3 3/4", 1 3/8" ROD, REPHASING CROSS
6	SN8736-10		HEAD, 3 3/4", 1 3/8" ROD REPHASING,CROSS
7	SN8864-1		TIE ROD NUT, 5/8" THREADS CROSS
8	SN8655-1		PISTON, 3 3/4" W/1" HOLE REPHASING,CROSS
9	SN8683-1		PISTON NUT, 1" CROSS
10	SN8828-1		TUBE, 3 3/4" X 10" REPHASING CROSS
11	SN8654-1		TIE ROD BOLT, 4" X 10" REPHASING,CROSS
12	SN8656-10		BASE, 3 3/4" (ORB), 1" PIN REPHASING, CROSS
13			* WIPER
14			* U-CUP
15			* BACKUP
16			* O-RING
17			* O-RING
18			* TEFLON RING
19			* WEAR RING
20	SN4458		PLUG, 3/4"-16 O.R.
21	SN997052		SYSTEMS MUST BE BLED OF AIR AVAILABLE IN SEAL KIT ONLY! NOTE * WHEN ORDERING HYDRAULIC CYLINDER COMPONENTS, BE SURE TO NOTE THE PART # AND THE CYLINDER PSI. (LOCATED ON THE CYLINDER DECAL) AS THEY CONTAIN DIFFERENT COMPONENTS. OLDER CYLINDERS WERE 2500 PSI. AND THE NEWER CYLINDERS ARE 3000 PSI. IDENTIFYING THE PART # OF THE CYLINDER IS EXTREMELY IMPORTANT WHEN ORDERING PARTS TO ENSURE PROPER OPERATION OF THE HYDRAULIC CYLINDER.

I0002135
PR: t05g29n33c0042

1434 TANDEM DISC
SERVICE PARTS

4" X 10" CYLINDER (4430R) VERSION 1,
PRIOR TO 6/23/03



**1434 TANDEM DISC
SERVICE PARTS**

91

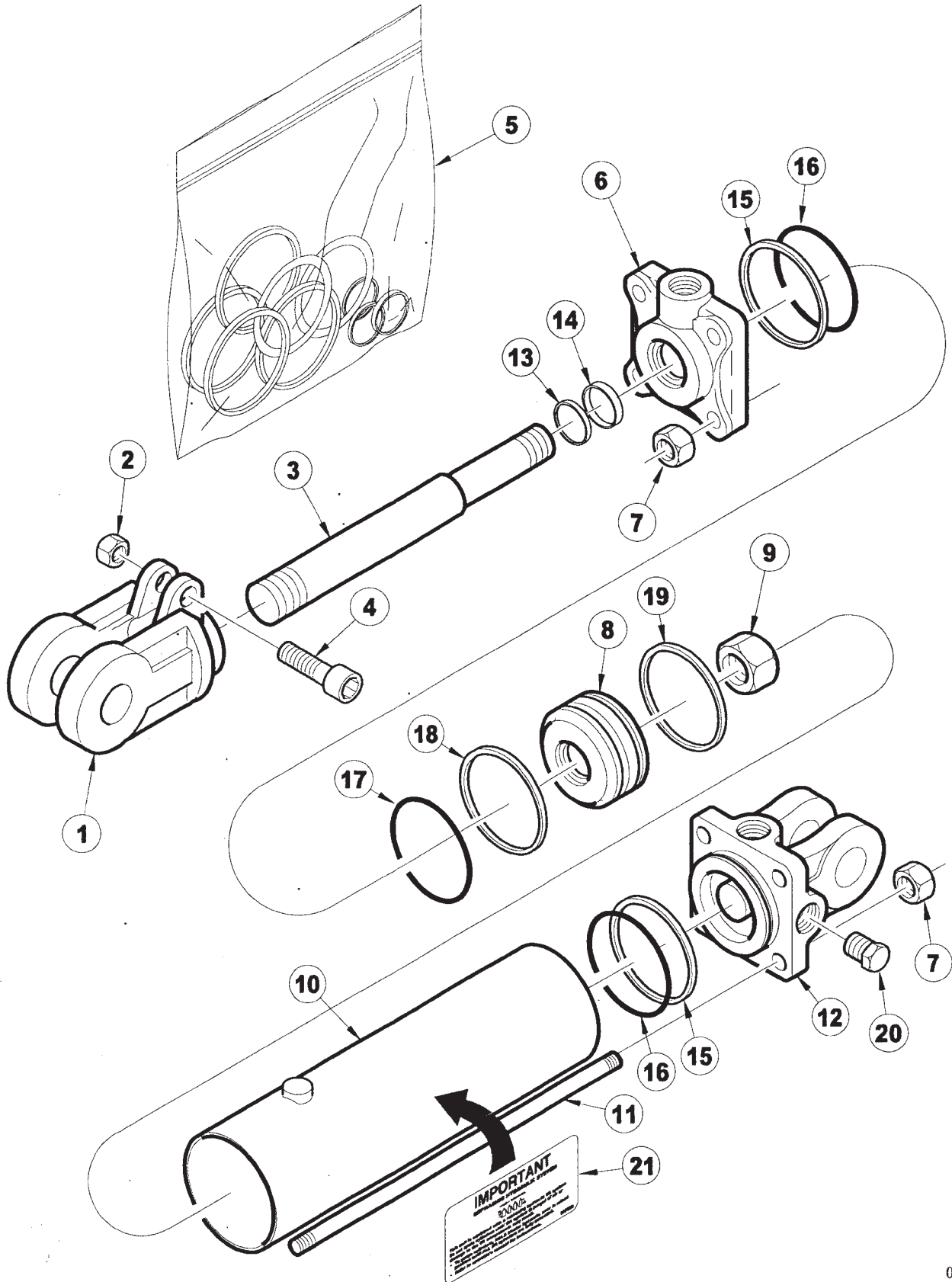
**4" X 10" CYLINDER (4430R) VERSION 1,
PRIOR TO 6/23/03**

ITEM	NUMBER	QTY	DESCRIPTION
1	SN8610-1		CLEVIS, 1 1/4" THREADS, 1" PIN W/BUSHING CROSS
2	SN8671-1		CAPSCREW NUT, 5/16" THREADS CROSS
3	SN8899-1		ROD, 1 3/8" DIA, 10" REPHASING CROSS
4	SN8631-1		CAPSCREW, CROSS
5	SN8781-1		SEAL KIT, 4", 1 3/8" ROD REPHASING,CROSS
6	SN8739-10		HEAD, 4" 1 3/8" ROD, REPHASING CROSS
7	SN8864-1		TIE ROD NUT, 5/8" THREADS CROSS
8	SN8718-1		PISTON, 4" W/1" HOLE REPHASING CROSS
9	SN8683-1		PISTON NUT, 1" CROSS
10	SN8826-1		TUBE, 4" X 10" REPHASING CROSS
11	SN8849-1		TIE ROD BOLT, 4" X 10" CROSS
12	SN8699-10		BASE, 4" REPHASING, CROSS
13			* WIPER
14			* U-CUP
15			* BACKUP
16			* O-RING
17			* O-RING
18			* TEFLON RING
19			* WEAR RING
20	SN4458		PLUG, 3/4"-16 O.R.
21	SN997052		SYSTEMS MUST BE BLED OF AIR AVAILABLE IN SEAL KIT ONLY! NOTE * WHEN ORDERING HYDRAULIC CYLINDER COMPONENTS, BE SURE TO NOTE THE PART # AND THE CYLINDER PSI. (LOCATED ON THE CYLINDER DECAL)AS THEY CONTAIN DIFFERENT COMPONENTS. OLDER CYLINDERS WERE 2500 PSI. AND THE NEWER CYLINDERS ARE 3000 PSI. IDENTIFYING THE PART # OF THE CYLINDER IS EXTREMELY IMPORTANT WHEN ORDERING PARTS TO ENSURE PROPER OPERATION OF THE HYDRAULIC CYLINDER.

I0002135
PR: t05g29n33c0043

1434 TANDEM DISC
SERVICE PARTS

4" X 10" CYLINDER (10814R) VERSION 2,
6/23/03 & LATER



**1434 TANDEM DISC
SERVICE PARTS**

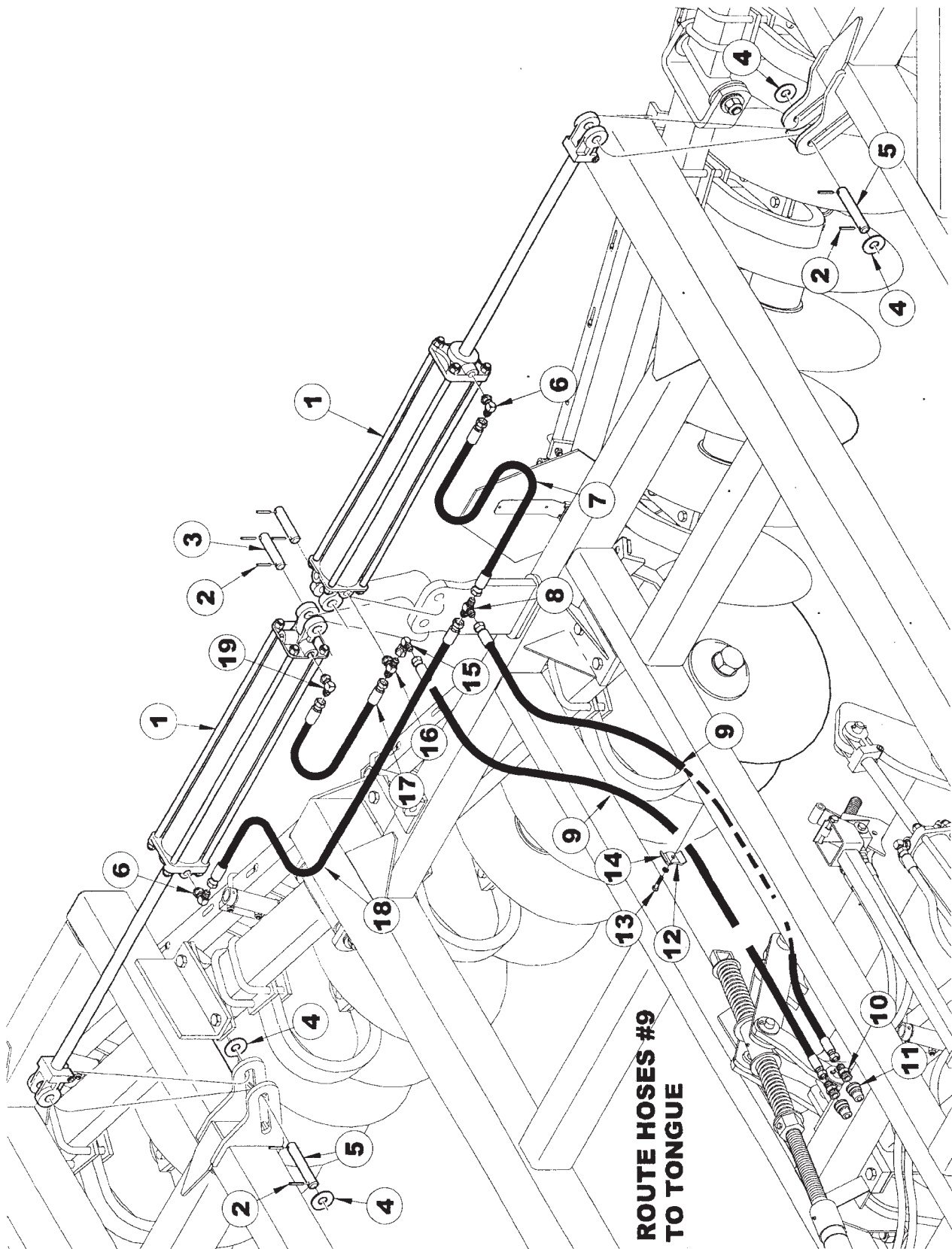
93

**4" X 10" CYLINDER (10814R) VERSION 2,
6/23/03 & LATER**

ITEM	NUMBER	QTY	DESCRIPTION
1	SN8610-1		CLEVIS, 1 1/4" THREADS, 1" PIN W/BUSHING CROSS
2	SN8671-1		CAPSCREW NUT, 5/16" THREADS CROSS
3	SN8925-1		ROD, 1 3/8" DIA, 10" REPHASING CROSS
4	SN8631-1		CAPSCREW, CROSS
5	SN8781-1		SEAL KIT, 4", 1 3/8" ROD REPHASING,CROSS
6	SN8739-10		HEAD, 4" 1 3/8" ROD, REPHASING CROSS
7	SN8864-1		TIE ROD NUT, 5/8" THREADS CROSS
8	SN8653-1		PISTON, 4" W/1" HOLE,REPHASING CROSS
9	SN8683-1		PISTON NUT, 1" CROSS
10	SN8826-1		TUBE, 4" X 10" REPHASING CROSS
11	SN8654-1		TIE ROD BOLT, 4" X 10" REPHASING,CROSS
12	SN8670-10		BASE, 4" (ORB) CROSS
13			* WIPER
14			* U-CUP
15			* BACKUP
16			* O-RING
17			* O-RING
18			* TEFLON RING
19			* WEAR RING
20	SN4458		PLUG, 3/4"-16 O.R.
21	SN997052		SYSTEMS MUST BE BLED OF AIR AVAILABLE IN SEAL KIT ONLY! NOTE * WHEN ORDERING HYDRAULIC CYLINDER COMPONENTS, BE SURE TO NOTE THE PART # AND THE CYLINDER PSI. (LOCATED ON THE CYLINDER DECAL)AS THEY CONTAIN DIFFERENT COMPONENTS. OLDER CYLINDERS WERE 2500 PSI. AND THE NEWER CYLINDERS ARE 3000 PSI. IDENTIFYING THE PART # OF THE CYLINDER IS EXTREMELY IMPORTANT WHEN ORDERING PARTS TO ENSURE PROPER OPERATION OF THE HYDRAULIC CYLINDER.

I0002135
PR: t05g29n33c0044

21' & 23' FOLD HYDRAULICS



**1434 TANDEM DISC
SERVICE PARTS**

95

21' & 23' FOLD HYDRAULICS

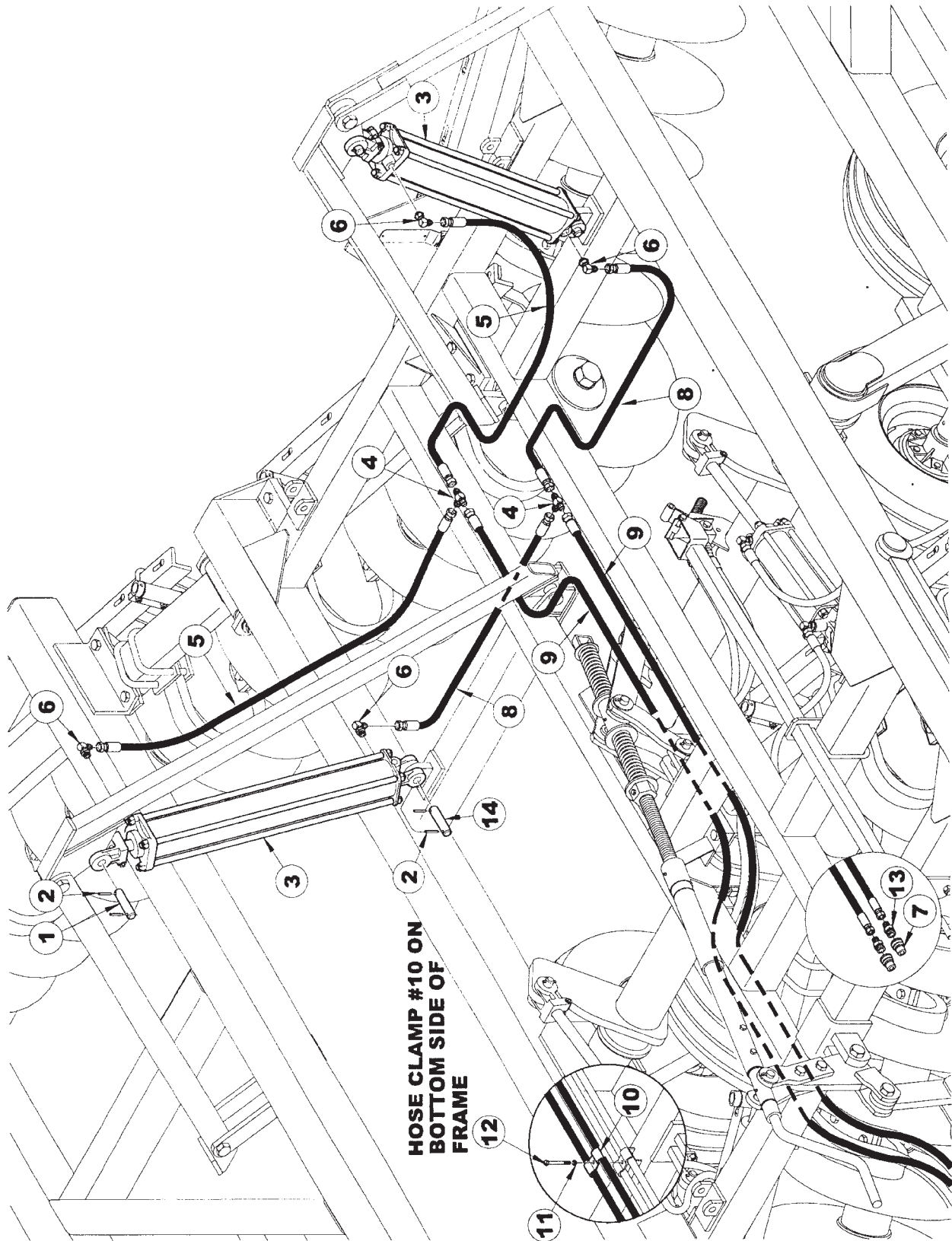
ITEM	NUMBER	QTY	DESCRIPTION
1	SN4404		CYLINDER, 3" X 30" FOLD (21') (*VERS
			ION 1, PRIOR TO 11/11/03)
	SN10857		CYLINDER, 3" X 30" FOLD, 3000 PSI (21')
			(*VERSION 2, 11/11/03 & LATER)
	SN4403R		CYLINDER, 4" X 30" (40 1/4" CPC) ORB
			(23') (*VERSION 1, PRIOR TO 4/17/03)
	SN10812		CYLINDER, 4" X 30" (40 1/4" CPC) ORB
			(23') (*VERSION 2, 4/17/03 & LATER)
2	SN3164		ROLL PIN, 5/16" X 2" SPIRAL MEDIUM DUTY, Y/D
3	SN5339		PIN, 1" X 4 1/16" (3"), Y/D
4	SN245		FLAT WASHER, 1" WIDE RIM, Y/D
5	SN5251		PIN, 1" X 5 13/16" (4 1/2"), Y/D
6	SN4455		90 DEG STR THD ELBOW, 3/4"-16 MF X 3/4"-16 MOR W/1/16" REST
7	SN4032002		HOSE, 3/8" X 32" L, FEMALE ENDS
8	SN2429		UNION TEE, 3/4"-16 MF
9	SN4282002		HOSE, 3/8" X 282" L, FEMALE ENDS
10	SN2426		MALE CONNECTOR, 7/8"-14 MF X 1/2"-14 MPT
11	SN3253		HYDRAULIC COUPLER, MALE HALF
12	SN5302		PIPE CLAMP, 3/8" BOLT HOLE
13	SN3984		HEX BOLT, 3/8"-16 X 1 1/4", GR 5, Y/D
14	SN176		LOCK WASHER, 3/8" SPLIT TYPE MED, Y/D
15	SN4472		90 DEG SWIVEL ELBOW, 3/4"- 16 MF X 3/4"-16 FF
16	SN4451		STRAIGHT THREAD BRANCH TEE, 3/4"-16 MF X 3/4"-16 MOR
17	SN4024002		HOSE, 3/8" X 24" L, FEMALE ENDS
18	SN4040002		HOSE, 3/8" X 40" L, FEMALE ENDS
19	SN4454		90 DEG STR THREAD ELBOW, 3/4"-16 MF X 3/4"-16 MOR

NOTE * WHEN ORDERING HYDRAULIC CYLINDER COMPONENTS, BE SURE TO NOTE THE PART # AND THE CYLINDER PSI. (LOCATED ON THE CYLINDER DECAL)AS THEY CONTAIN DIFFERENT COMPONENTS. OLDER CYLINDERS WERE 2500 PSI. AND THE NEWER CYLINDERS ARE 3000 PSI. IDENTIFYING THE PART # OF THE CYLINDER IS EXTREMELY IMPORTANT WHEN ORDERING PARTS TO ENSURE PROPER OPERATION OF THE HYDRAULIC

WARNING
THESE PARTS ARE IMPORTANT TO THE SAFETY OF THIS EQUIPMENT AND THOSE WHO OPERATE IT. USE ONLY EXACT REPLACEMENT PARTS TO PREVENT HYDRAULIC FAILURE. BEFORE REPLACING THESE PARTS, REVIEW AND FOLLOW THE INSTRUCTIONS IN THE SAFETY AND OPERATING SECTIONS OF THIS MANUAL.

I0005558
PR: t05g29n33c0045

26' & 29' FOLD HYDRAULICS



**1434 TANDEM DISC
SERVICE PARTS**

97

26' & 29' FOLD HYDRAULICS

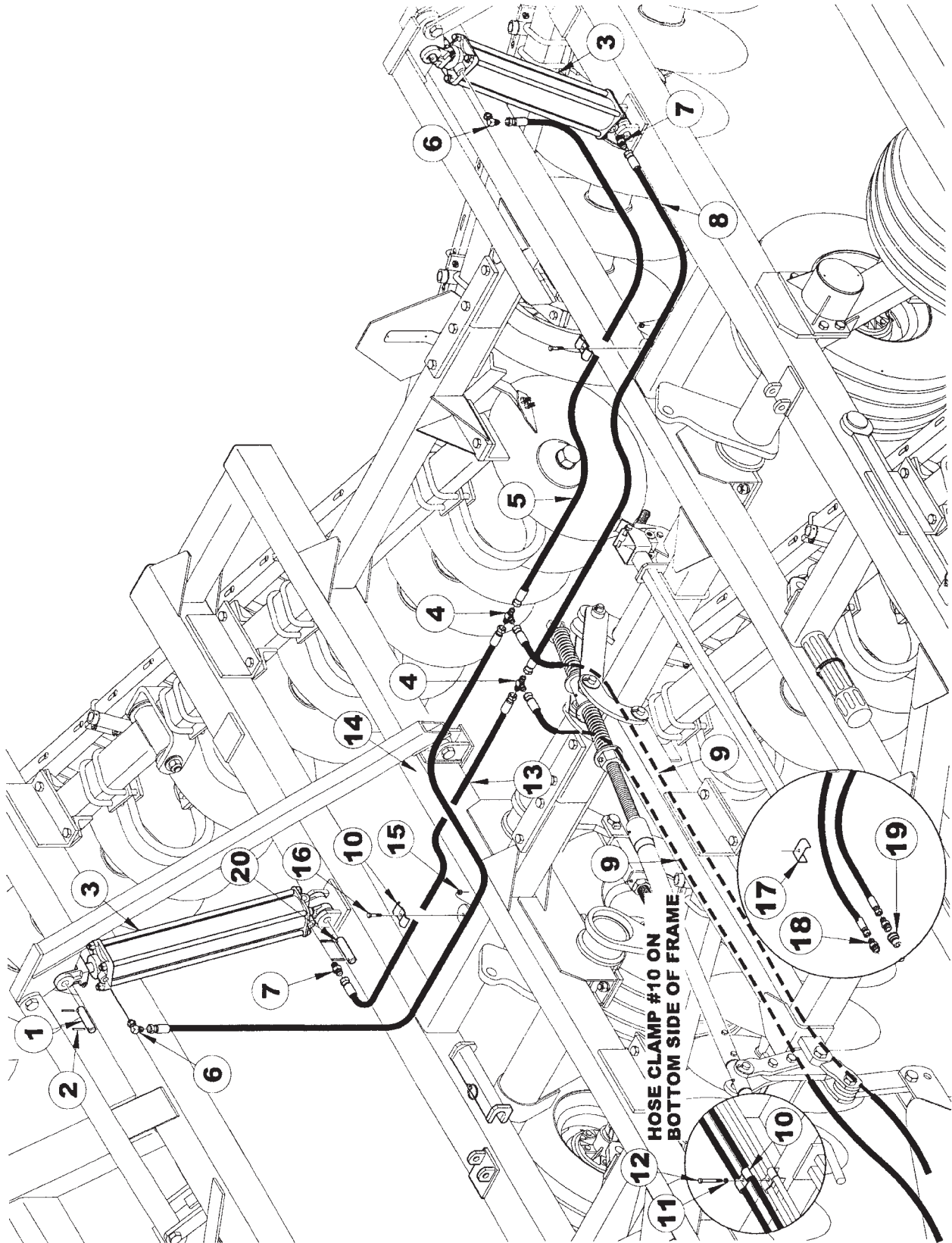
ITEM	NUMBER	QTY	DESCRIPTION
1	SN5339		PIN, 1" X 4 1/16" (3"), Y/D
2	SN3164		ROLL PIN, 5/16" X 2" SPIRAL MEDIUM DUTY, Y/D
3	SN4403R		CYLINDER, 4" X 30" (40 1/4" CPC) (*VERSION 1, PRIOR TO 4/17/2003)
	SN10812		CYLINDER, 4" X 30" (40 1/4" CPC)3000 PSI (*VERSION 2, 4/17/2003 & LATER)
4	SN2429		UNION TEE, 3/4"-16 MF
5	SN4075002		HOSE, 3/8" X 75" L, FEMALE ENDS (26' MODELS)
6	SN4455		90 DEG STR THD ELBOW, 3/4"-16 MF X 3/4"-16 MOR W/1/16" REST
7	SN3253		HYDRAULIC COUPLER, MALE HALF
8	SN4042002		HOSE, 3/8" X 42" L, FEMALE ENDS (26' MODELS)
9	SN4246002		HOSE, 3/8" X 246" L, FEMALE ENDS
10	SN5302		PIPE CLAMP, 3/8" BOLT HOLE
11	SN176		LOCK WASHER, 3/8" SPLIT TYPE MED, Y/D
12	SN2487		HEX BOLT, 3/8"-16 X 2 1/2", GR 5, Y/D
13	SN2426		MALE CONNECTOR, 7/8"-14 MF X 1/2-14 MPT

NOTE * WHEN ORDERING HYDRAULIC CYLINDER COMPONENTS, BE SURE TO NOTE THE PART # AND THE CYLINDER PSI. (LOCATED ON THE CYLINDER DECAL)AS THEY CONTAIN DIFFERENT COMPONENTS. OLDER CYLINDERS WERE 2500 PSI. AND THE NEWER CYLINDERS ARE 3000 PSI. IDENTIFYING THE PART # OF THE CYLINDER IS EXTREMELY IMPORTANT WHEN ORDERING PARTS TO ENSURE PROPER OPERATION OF THE HYDRAULIC CYLINDER.

WARNING
THESE PARTS ARE IMPORTANT TO THE SAFETY OF THIS EQUIPMENT AND THOSE WHO OPERATE IT. USE ONLY EXACT REPLACEMENT PARTS TO PREVENT HYDRAULIC FAILURE. BEFORE REPLACING THESE PARTS, REVIEW AND FOLLOW THE INSTRUCTIONS IN THE SAFETY AND OPERATING SECTIONS OF THIS MANUAL.

I0005545
PR: t05g29n33c0046

30', 33', & 36' FOLD HYDRAULICS



HOSE CLAMP #10 ON
BOTTOM SIDE OF FRAME

**1434 TANDEM DISC
SERVICE PARTS**

99

30', 33', & 36' FOLD HYDRAULICS

ITEM	NUMBER	QTY	DESCRIPTION
1	SN5339		PIN, 1" X 4 1/16" (3"), Y/D
2	SN3164		ROLL PIN, 5/16" X 2" SPIRAL MEDIUM DUTY, Y/D
3	SN4403R		CYLINDER, 4" X 30" (40 1/4" CPC) ORB (*VERSION 1, PRIOR TO 4/17/03)
	SN10812		CYLINDER, 4" X 30" (40 1/4" CPC), 3000 PSI (*VERSION 2, 4/17/03 & LATER)
4	SN2429		UNION TEE, 3/4"-16 MF
5	SN4128002		HOSE, 3/8" X 128" L, FEMALE ENDS
6	SN4455		90 DEG STR THD ELBOW, 3/4"-16 MF X 3/4"-16 MOR W/1/16" REST
7	SN4465		STRAIGHT THD CONNECTOR 3/4"-16 MF X 3/4"-16 MOR W/1/16" REST
8	SN4100002		HOSE, 3/8" X 100" L, FEMALE ENDS
9	SN4216002		HOSE, 3/8" X 216" L FEMALE ENDS
10	SN5302		PIPE CLAMP, 3/8" BOLT HOLE
11	SN176		LOCK WASHER, 3/8" SPLIT TYPE MED, Y/D
12	SN2487		HEX BOLT, 3/8"-16 X 2 1/2", GR 5, Y/D
13	SN4075002		HOSE, 3/8" X 75" L, FEMALE ENDS
14	SN4102002		HOSE, 3/8" X 102" L, FEMALE ENDS
15	SN3567		LOCK NUT, 3/8"-16 HEX NYLON INSERT, GR 2 Y/D
16	SN175		HEX BOLT, 3/8"-16 X 1 1/2", GR 5, Y/D
17	SN5251		PIN, 1" X 5 13/16" (4 1/2"), Y/D
18	SN2426		MALE CONNECTOR, 7/8"-14 MF X 1/2-14 MPT
19	SN3253		HYDRAULIC COUPLER, MALE HALF

NOTE * WHEN ORDERING HYDRAULIC CYLINDER COMPONENTS, BE SURE TO NOTE THE PART # AND THE CYLINDER PSI. (LOCATED ON THE CYLINDER DECAL)AS THEY CONTAIN DIFFERENT COMPONENTS. OLDER CYLINDERS WERE 2500 PSI. AND THE NEWER CYLINDERS ARE 3000 PSI. IDENTIFYING THE PART # OF THE CYLINDER IS EXTREMELY IMPORTANT WHEN ORDERING PARTS TO ENSURE PROPER OPERATION OF THE HYDRAULIC CYLINDER.

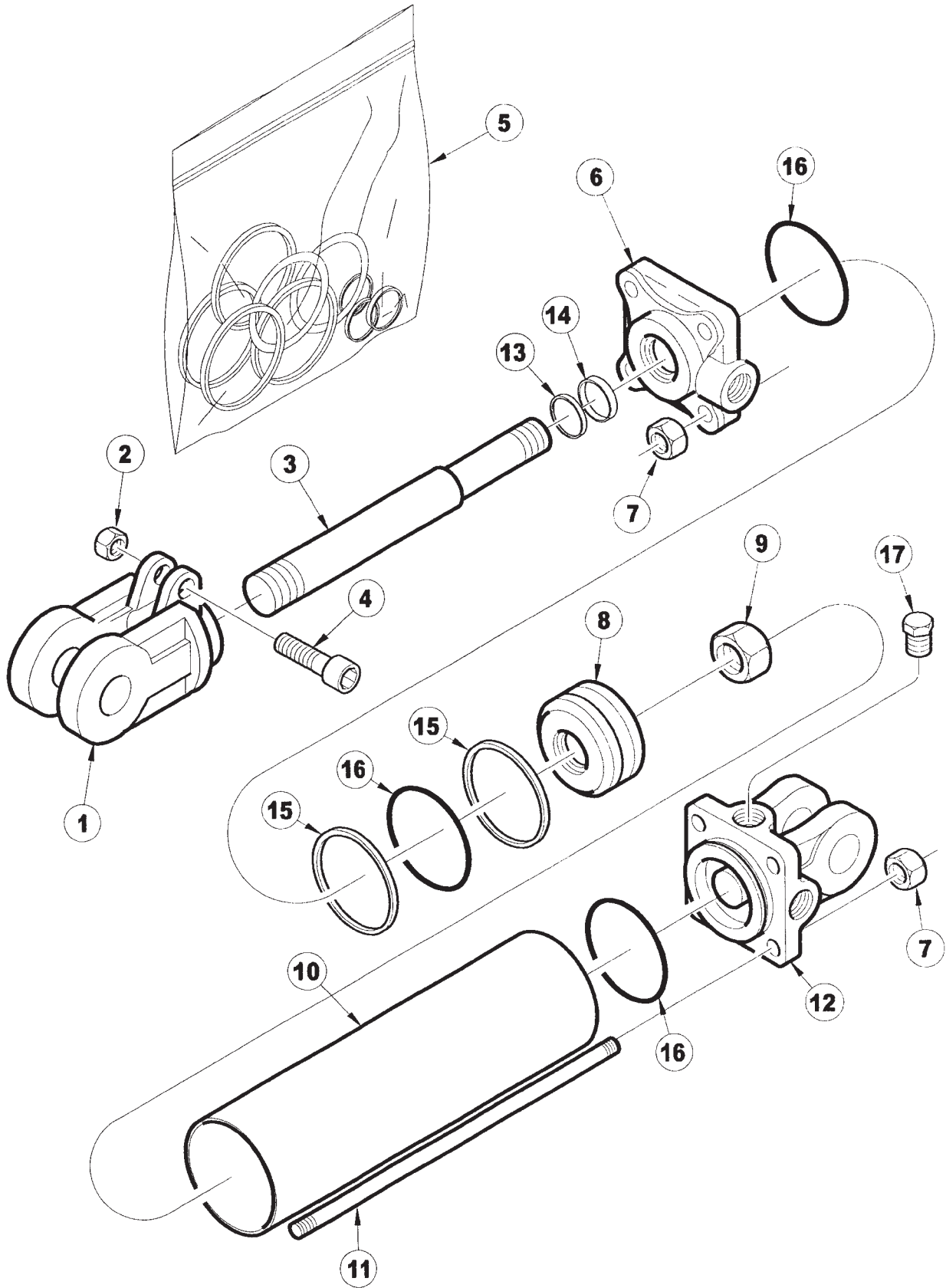
WARNING

THESE PARTS ARE IMPORTANT TO THE SAFETY OF THIS EQUIPMENT AND THOSE WHO OPERATE IT. USE ONLY EXACT REPLACEMENT PARTS TO PREVENT HYDRAULIC FAILURE. BEFORE REPLACING THESE PARTS, REVIEW AND FOLLOW THE INSTRUCTIONS IN THE SAFETY AND OPERATING SECTIONS OF THIS MANUAL.

I0005552
PR: t05g29n33c0047

1434 TANDEM DISC
SERVICE PARTS

3" X 30" CYLINDER 4404
(VERSION 1, PRIOR TO 11/11/03)



**1434 TANDEM DISC
SERVICE PARTS**

101

**3" X 30" CYLINDER 4404
(VERSION 1, PRIOR TO 11/11/03)**

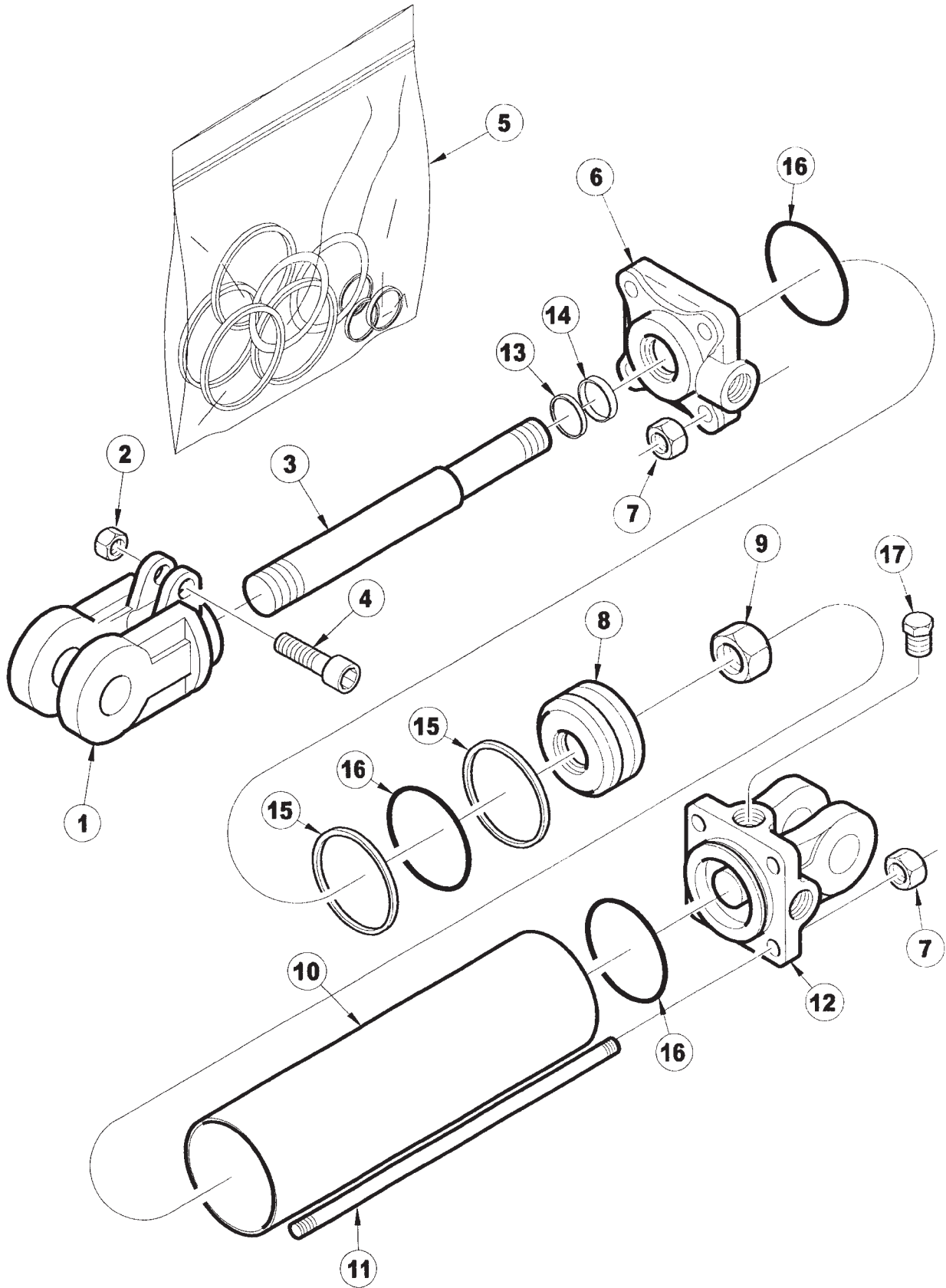
ITEM	NUMBER	QTY	DESCRIPTION
1	SN8615-1		CLEVIS, 1 1/4" THREADS, CROSS
2	SN8671-1		CAPSCREW NUT, 5/16" THREADS CROSS
3	SN8882-1		ROD, 1 1/4" DIA, 30" CROSS
4	SN8631-1		CAPSCREW, CROSS
5	SN8762-1		SEAL KIT, 3", 1 1/4" ROD, CROSS
6	SN8719-10		HEAD, 3", 1 1/4" ROD, CROSS (ORB)
7	SN8866-1		TIE ROD NUT, 1/2"-13 UNC CROSS
8	SN8711-1		PISTON, 3" W/3/4" HOLE CROSS
9	SN8681-1		PISTON NUT, 3/4" CROSS
10	SN8817-1		TUBE, 3" X 30" CROSS
11	SN8857-1		TIE ROD BOLT, 3" X 30" CROSS
12	SN8701-10		BASE, 3" (ORB) CROSS
13			* WIPER
14			* U-CUP
15			* BACKUP
16			* O-RING
17	SN4458		PLUG, 3/4"-16 O.R.
18	SN997309		HYDRAULIC SYSTEM HAZARD

AVAILABLE IN SEAL KIT ONLY!
NOTE * WHEN ORDERING HYDRAULIC CYLINDER COMPONENTS, BE SURE TO NOTE THE PART # AND THE CYLINDER PSI. (LOCATED ON THE CYLINDER DECAL)AS THEY CONTAIN DIFFERENT COMPONENTS. OLDER CYLINDERS WERE 2500 PSI. AND THE NEWER CYLINDERS ARE 3000 PSI. IDENTIFYING THE PART # OF THE CYLINDER IS EXTREMELY IMPORTANT WHEN ORDERING PARTS TO ENSURE PROPER OPERATION OF THE HYDRAULIC CYLINDER.

I0002898
PR: t05g29n33c0048

1434 TANDEM DISC
SERVICE PARTS

3" X 30" CYLINDER 10857R
(VERSION 2, 11/11/03 & LATER)



**1434 TANDEM DISC
SERVICE PARTS**

103

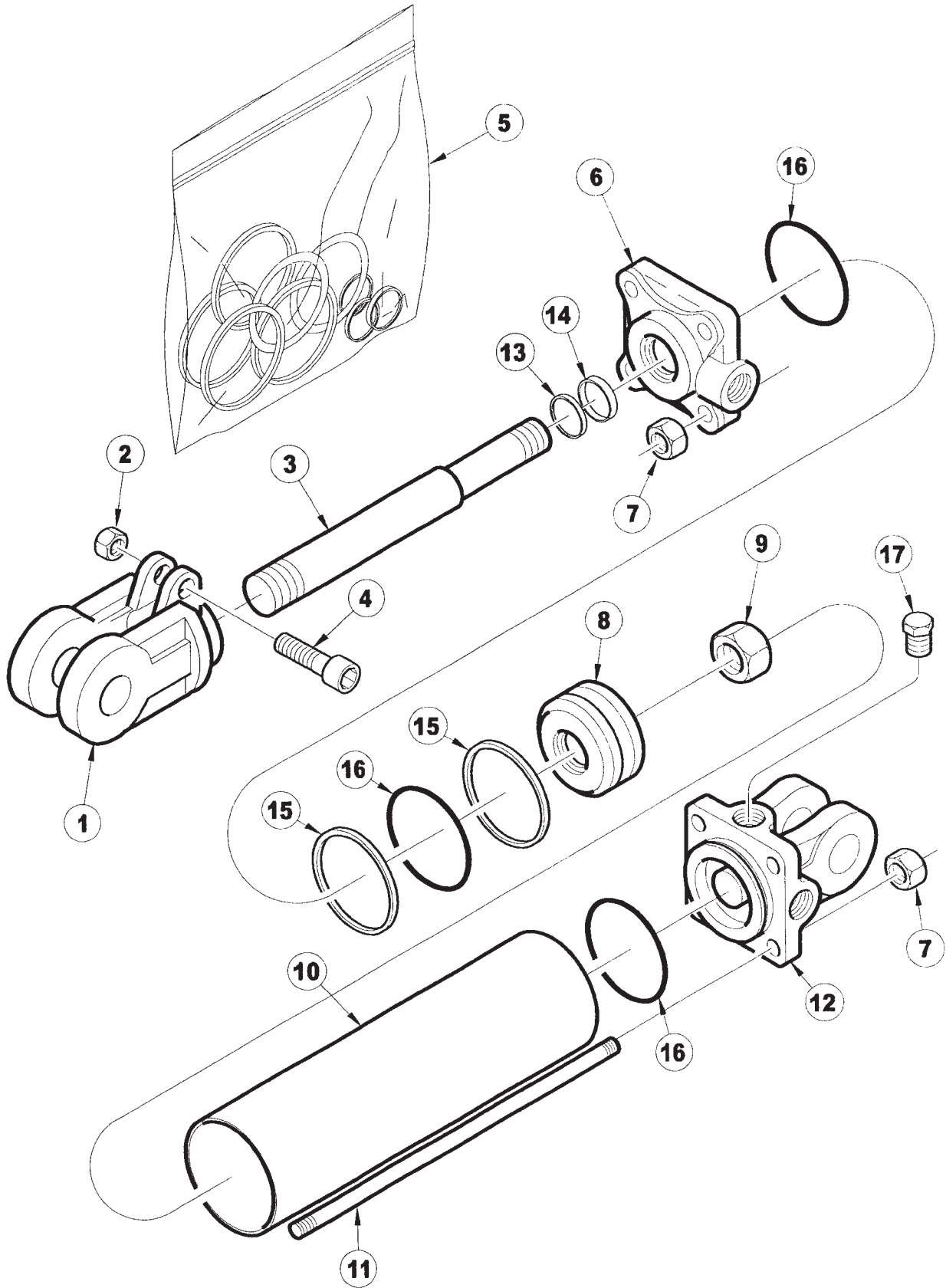
**3" X 30" CYLINDER 10857R
(VERSION 2, 11/11/03 & LATER)**

ITEM	NUMBER	QTY	DESCRIPTION
1	SN8616-1		CLEVIS, 1 1/2" THREADS, 1" PIN CROSS, 4" X 8", CROSS
2	SN8671-1		CAPSCREW NUT, 5/16" THREADS CROSS
3	SN8933-1		ROD, 1 1/4" DIA, 30" CROSS
4	SN8631-1		CAPSCREW, CROSS
5	SN8939-1		SEAL KIT, 3", 1 1/4" ROD, CROSS
6	SN8931-10		HEAD, 3", 1 1/4" ROD, CROSS (ORB)
7	SN8866-1		TIE ROD NUT, 1/2"-13 UNC CROSS
8	SN8937-1		PISTON, 3" W/3/4" HOLE, CROSS
9	SN8681-1		PISTON NUT, 3/4" CROSS
10	SN8936-1		TUBE, 3" X 30" CROSS
11	SN8664-1		TIE ROD BOLT, 3" X 30" CROSS
12	SN8938-10		BASE, 3" (ORB) CROSS
13			* WIPER
14			* U-CUP
15			* BACKUP
16			* O-RING
17	SN4458		PLUG, 3/4"-16 O.R.
18	SN997309		HYDRAULIC SYSTEM HAZARD AVAILABLE IN SEAL KIT ONLY!

I0002898
PR: t05g29n33c0049

1434 TANDEM DISC
SERVICE PARTS

4" X 30" CYLINDER 4403R
(VERSION 1, PRIOR TO 4/17/03)



1434 TANDEM DISC
SERVICE PARTS

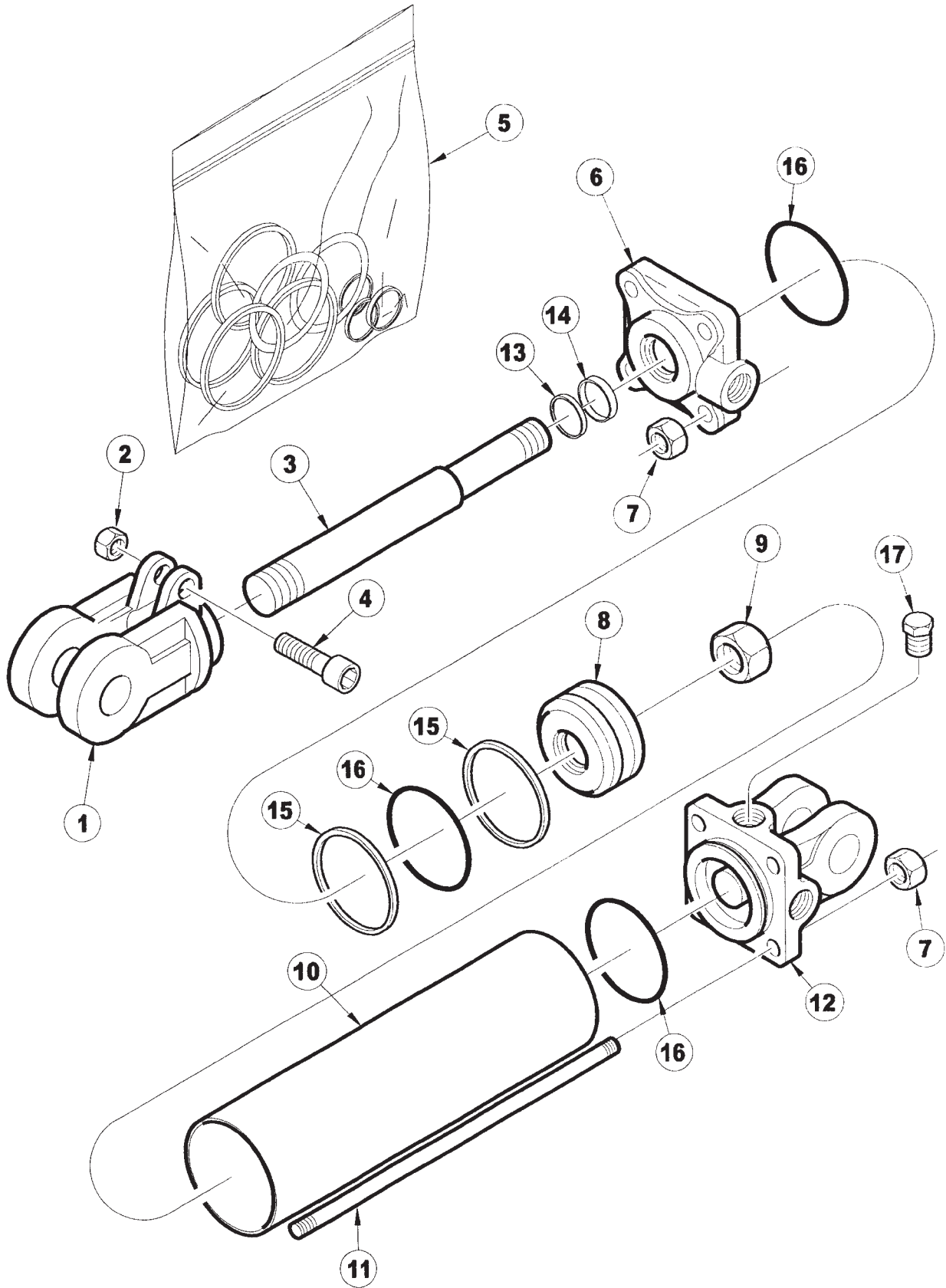
105

4" X 30" CYLINDER 4403R
(VERSION 1, PRIOR TO 4/17/03)

ITEM	NUMBER	QTY	DESCRIPTION
1	SN8615-1		CLEVIS, 1 1/4" THREADS, CROSS
2	SN8671-1		CAPSCREW NUT, 5/16" THREADS CROSS
3	SN8934-1		ROD, 1 1/2" DIA, 30" CROSS
4	SN8631-1		CAPSCREW, CROSS
5	SN8784-1		SEAL KIT, 4", 1 1/2" ROD, CROSS
6	SN8737-10		HEAD, 4", 1 1/2" ROD, CROSS (FOR USE W/U-CUP SEAL)
7	SN8864-1		TIE ROD NUT, 5/8" THREADS CROSS
8	SN8713-1		PISTON, 4" W/1" HOLE CROSS
9	SN8683-1		PISTON NUT, 1" CROSS
10	SN8837-1		TUBE, 4" X 30" CROSS
11	SN8858-1		TIE ROD BOLT, 4" X 30" CROSS
12	SN8703-10		BASE, 4" (ORB) CROSS
13			* WIPER
14			* U-CUP
15			* BACKUP
16			* O-RING
17	SN4458		PLUG, 3/4"-16 O.R.
18	SN997309		HYDRAULIC SYSTEM HAZARD AVAILABLE IN SEAL KIT ONLY! NOTE * WHEN ORDERING HYDRAULIC CYLINDER COMPONENTS, BE SURE TO NOTE THE PART # AND THE CYLINDER PSI. (LOCATED ON THE CYLINDER DECAL)AS THEY CONTAIN DIFFERENT COMPONENTS. OLDER CYLINDERS WERE 2500 PSI. AND THE NEWER CYLINDERS ARE 3000 PSI. IDENTIFYING THE PART # OF THE CYLINDER IS EXTREMELY IMPORTANT WHEN ORDERING PARTS TO ENSURE PROPER OPERATION OF THE HYDRAULIC CYLINDER.

I0002898
PR: t05g29n33c0050

4" X 30" CYLINDER 10812R
(VERSION 2, 4/17/03 & LATER)



**1434 TANDEM DISC
SERVICE PARTS**

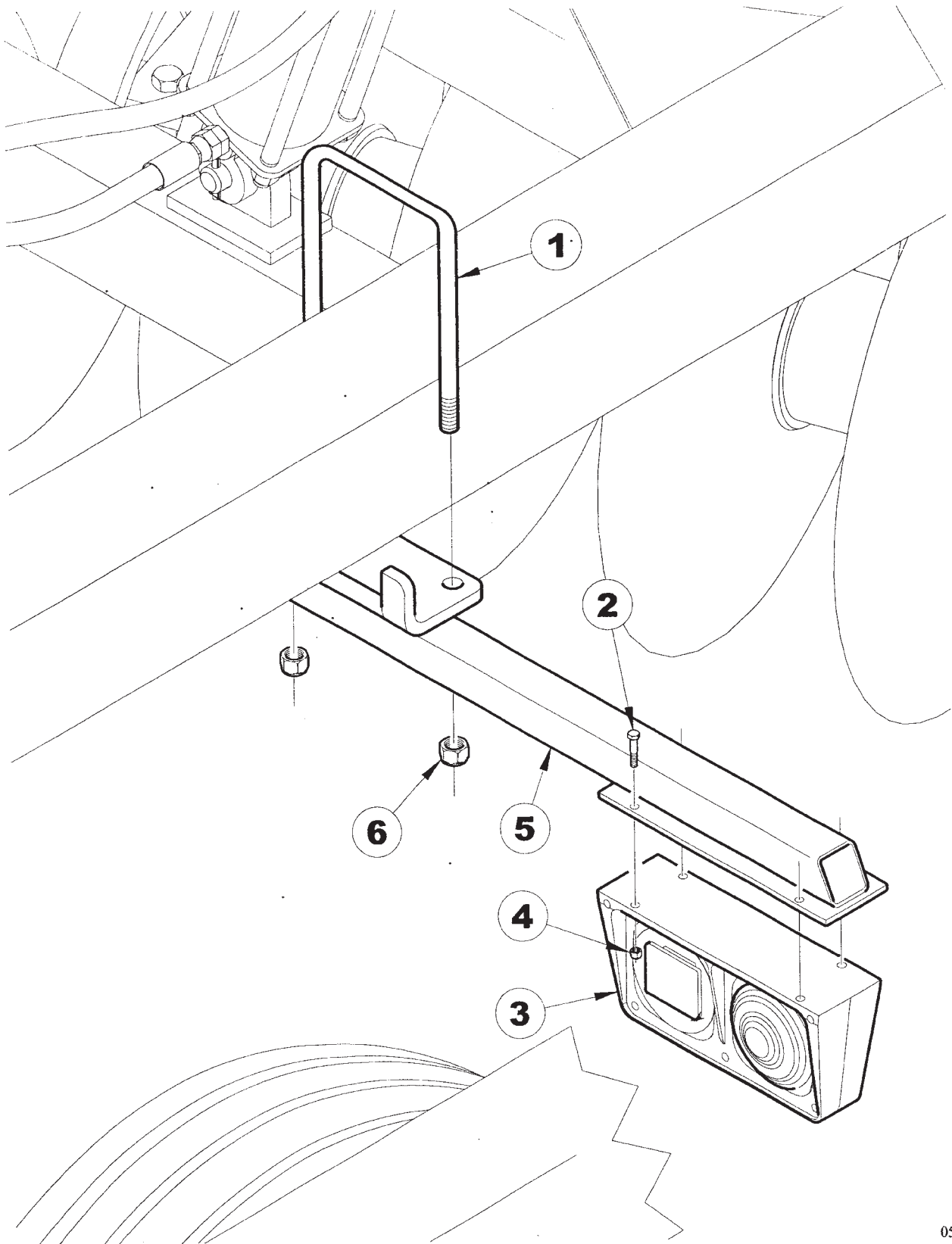
107

**4" X 30" CYLINDER 10812R
(VERSION 2, 4/17/03 & LATER)**

ITEM	NUMBER	QTY	DESCRIPTION
1	SN8616-1		CLEVIS, 1 1/2" THREADS, 1" PIN CROSS, 4" X 8", CROSS
2	SN8671-1		CAPSCREW NUT, 5/16" THREADS CROSS
3	SN8923-1		ROD, 1 1/2" DIA, 30", CROSS
4	SN8631-1		CAPSCREW, CROSS
5	SN8612-1		SEAL KIT, 4", 1 1/2" ROD, CROSS
6	SN8273-1		HEAD, 4", 1 1/2" ROD, CROSS
7	SN8864-1		TIE ROD NUT, 5/8" THREADS CROSS
8	SN8682-1		PISTON, 4" W/1" HOLE, CROSS
9	SN8683-1		PISTON NUT, 1" CROSS
10	SN8837-1		TUBE, 4" X 30" CROSS
11	SN8602-1		TIE ROD BOLT, 4" X 30", CROSS
12	SN8670-10		BASE, 4" (ORB) CROSS
13			* WIPER
14			* U-CUP
15			* BACKUP
16			* O-RING
17	SN4458		PLUG, 3/4"-16 O.R.
18	SN997309		HYDRAULIC SYSTEM HAZARD AVAILABLE IN SEAL KIT ONLY! NOTE * WHEN ORDERING HYDRAULIC CYLINDER COMPONENTS, BE SURE TO NOTE THE PART # AND THE CYLINDER PSI. (LOCATED ON THE CYLINDER DECAL)AS THEY CONTAIN DIFFERENT COMPONENTS. OLDER CYLINDERS WERE 2500 PSI. AND THE NEWER CYLINDERS ARE 3000 PSI. IDENTIFYING THE PART # OF THE CYLINDER IS EXTREMELY IMPORTANT WHEN ORDERING PARTS TO ENSURE PROPER OPERATION OF THE HYDRAULIC CYLINDER.

I0002898
PR: t05g29n33c0051

LIGHT KIT MOUNTING



1434 TANDEM DISC
SERVICE PARTS

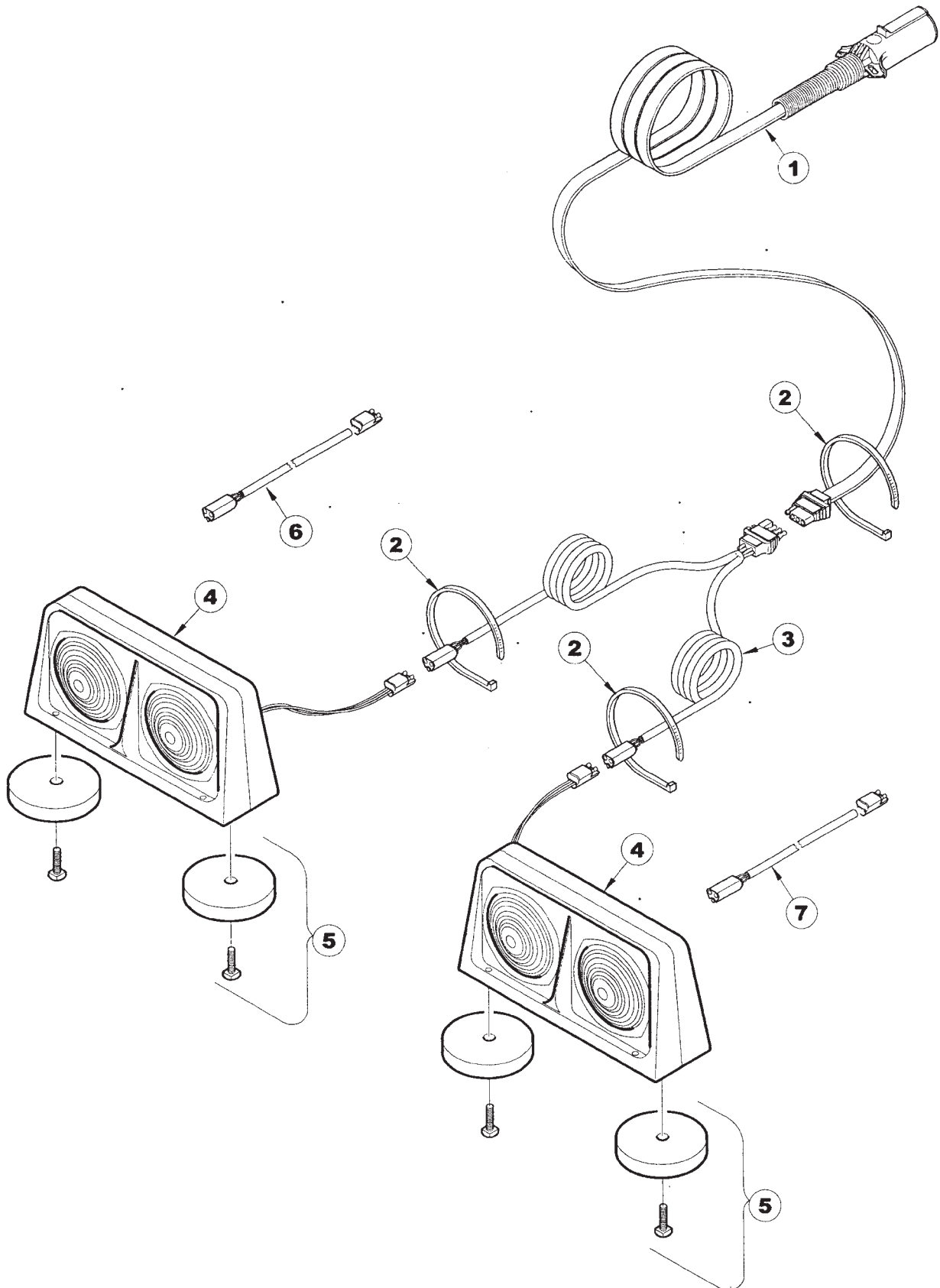
109

LIGHT KIT MOUNTING

ITEM	NUMBER	QTY	DESCRIPTION
1	SN6913		U-BOLT, 5/8"-11 X 7 1/2" X 6 5/8" W, GR 5, Y/D
2	SN2750		HEX BOLT, 1/4"-20 X 1 1/4", GR 2, Y/D
3	SN5838		LIGHT KIT W/HARDWARE
4	SN3881		LOCK NUT, 1/4"-20 HEX NYLON INSERT, GR 2, Y/D
5	SN9856R		MOUNTING ARM, LIGHT, 21'-29'
	SN9857		MOUNTING ARM, LIGHT, 30'-36'
6	SN669-1		LOCK NUT, 5/8" HEX NYLON INSERT, GR 5, Y/D

I0005562
PR: t05g29n33c0052

LIGHT KIT ASSEMBLY



1434 TANDEM DISC
SERVICE PARTS

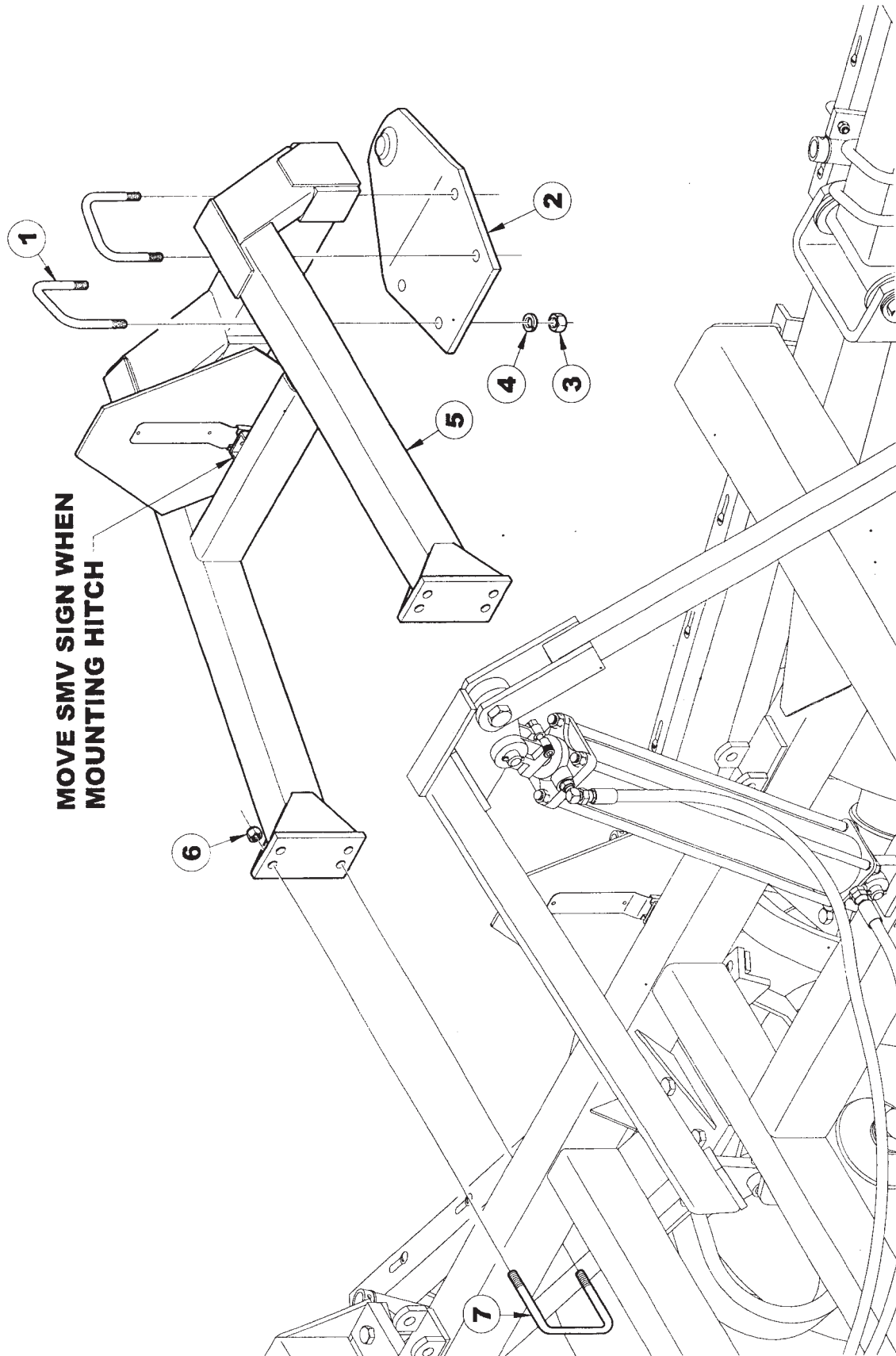
111

LIGHT KIT ASSEMBLY

ITEM	NUMBER	QTY	DESCRIPTION
1	SN5846		HARNESS, 25' STR SEC, SHIELDED FESTOON CABLE W/CONN
2	SN2587		PLASTIC HOSE STRAP, 21 1/2" L
3	SN5847		HARNESS, 15' WISHBONE W/FLAT & TRIANGULAR CONNECTOR
4	SN5845 SN5844		DUAL LAMP, AMBER FT/REAR & RED REAR, LEFT DUAL LAMP, AMBER FT/REAR & RED REAR, RIGHT
5	SN5857		MAGNET KIT
6	SN5849		HARNESS, 5' EXTENSION W/TRIAN-GULAR CONNECTORS, LEFT
7	SN5848		HARNESS, 5' EXTENSION W/TRIAN-GULAR CONNECTORS, RIGHT
	SN5838		LIGHT KIT W/HARDWARE (ITEMS 1-7)

I0002158
PR: t05g29n33c0053

REAR TOW HITCH ASSEMBLY WITH BALL JOINT



1434 TANDEM DISC
SERVICE PARTS

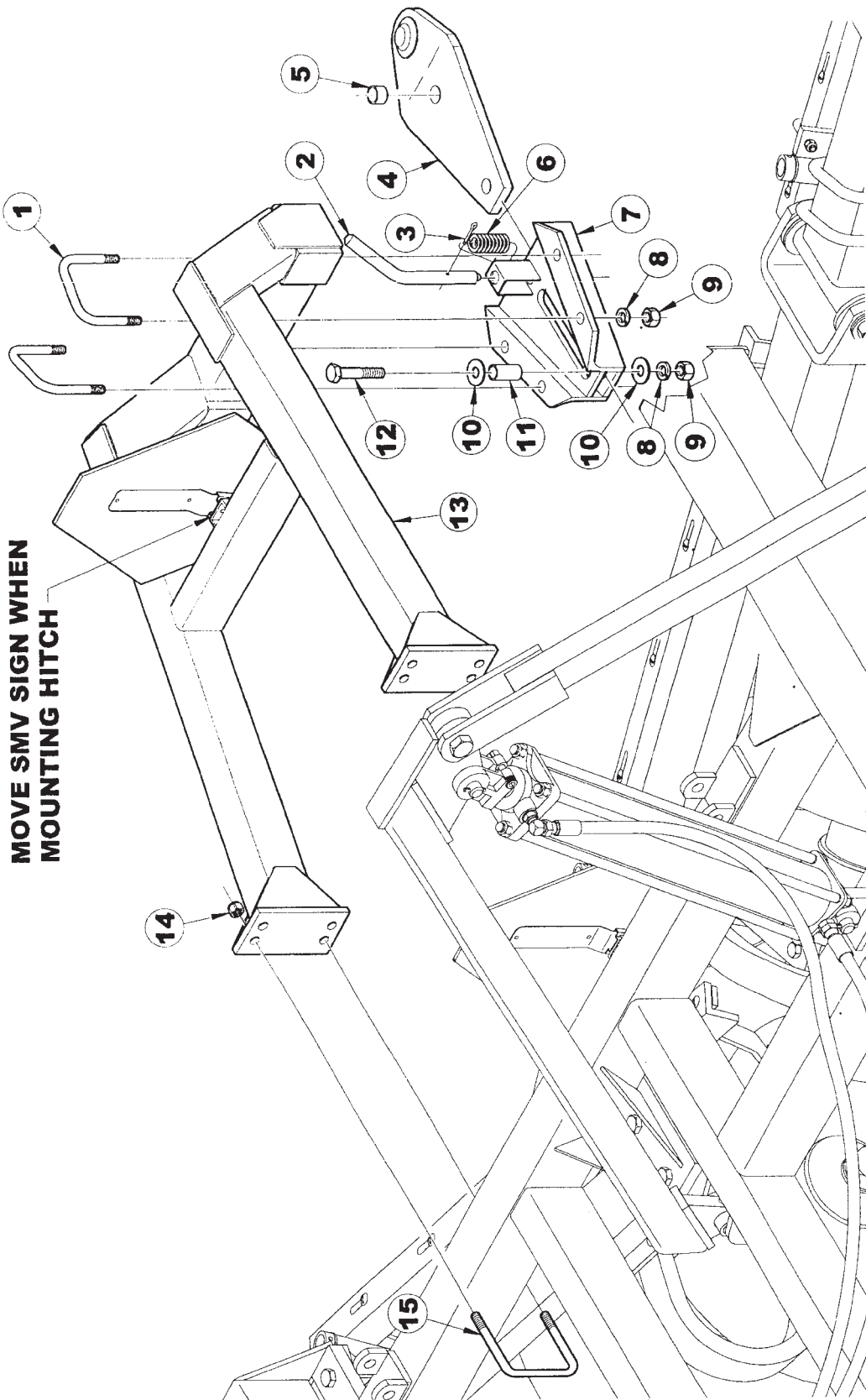
113

REAR TOW HITCH ASSEMBLY WITH BALL JOINT

ITEM	NUMBER	QTY	DESCRIPTION
1	SN198		U-BOLT, 3/4"-10 X 5 1/2" X 5" W, GR 5, Y/D
2	SN4700		ADAPTER, REAR TOW HITCH
3	SN106		HEX NUT, 3/4"-10 FULL, GR 5, Y/D
4	SN1040		LOCK WASHER, 3/4" SPLIT TYPE MED, Y/D
5	SN6310		REAR TOW HITCH, 1433 AND 1434
6	SN669-1		LOCK NUT, 5/8" HEX NYLON INSERT, GR 5, Y/D
7	SN6102		U-BOLT, 5/8"-11 X 5 1/2" X 5 11/16" W, GR 5, Y/D
	SN6308		REAR TOW HITCH ASSY W/4700B (BALL JOINT)

I0005566
PR: t05g29n33c0054

REAR TOW HITCH ASSEMBLY WITH HITCH
SLIDE & BALL JOINT



1434 TANDEM DISC
SERVICE PARTS

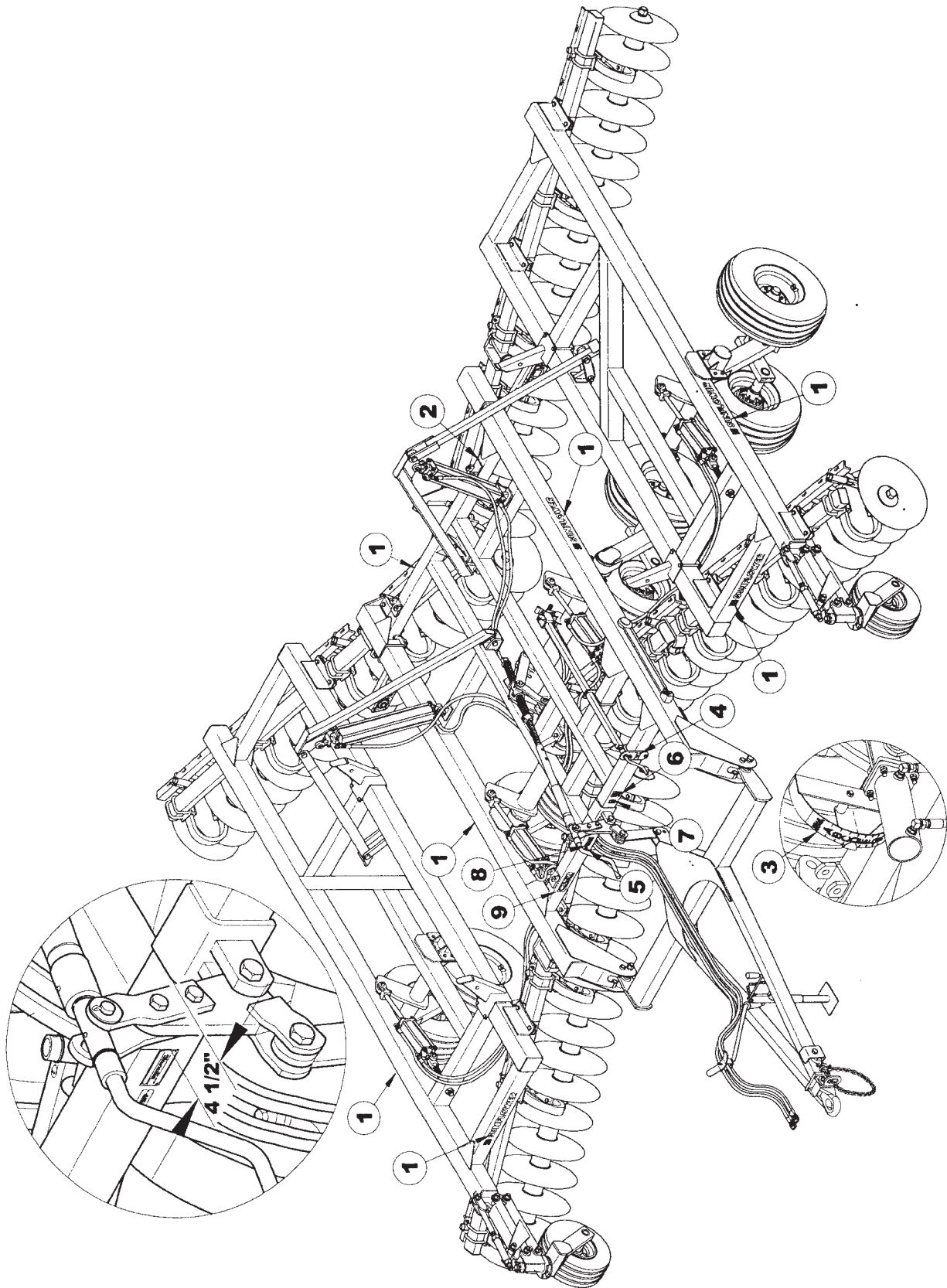
115

REAR TOW HITCH ASSEMBLY WITH HITCH
SLIDE & BALL JOINT

ITEM	NUMBER	QTY	DESCRIPTION
1	SN198		U-BOLT, 3/4"-10 X 5 1/2" X 5" W, GR 5, Y/D
2	SN3365		PIN, 7/8" SPCL
3	SN1609		COTTER PIN, 3/16" X 1 1/2"
4	SN4740		HITCH MOUNT W/BALL JOINT
5	SN3367		WEAR BUSHING, 1"ID X 1 1/4" OD 3/4" L
6	SN3366		HITCH SPRING
7	SN3363		HITCH SLIDE
8	SN1040		LOCK WASHER, 3/4" SPLIT TYPE MED, Y/D
9	SN106		HEX NUT, 3/4"-10 FULL, GR 5, Y/D
10	SN893		FLAT WASHER, 3/4" Y/D
11	SN3364		BUSHING, 13/16" ID X 2" L
12	SN105		HEX BOLT, 3/4"-10 X 3 1/2", GR 5, Y/D
13	SN6310		REAR TOW HITCH, 1433 AND 1434
14	SN669-1		LOCK NUT, 5/8" HEX NYLON INSERT, GR 5, Y/D
15	SN6102		U-BOLT, 5/8"-11 X 5 1/2" X 5 11/16" W, GR 5, Y/D
	SN6309		REAR TOW HITCH ASSY W/4739 (HITCH SLIDE & BALL JOINT)

I0005567
PR: t05g29n33c0055

DECAL PLACEMENT



1434 TANDEM DISC
SERVICE PARTS

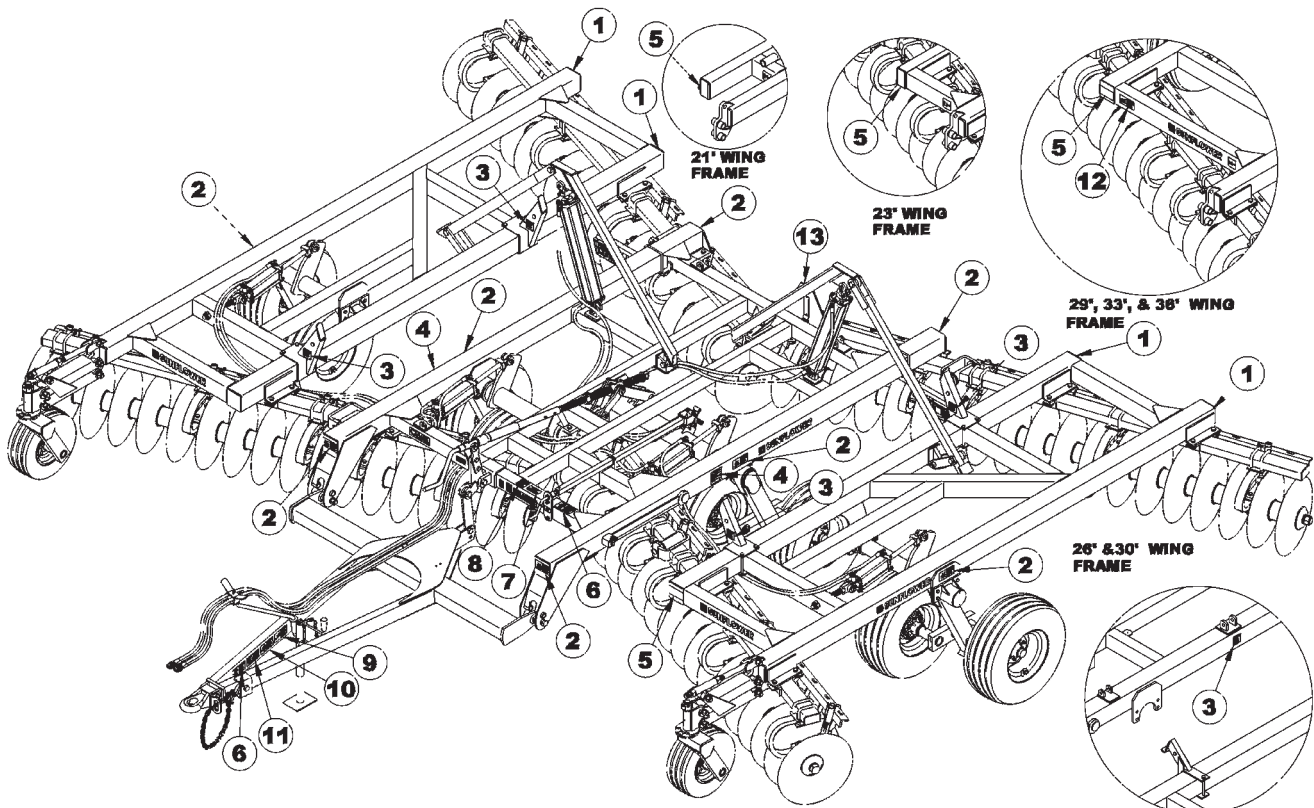
117

DECAL PLACEMENT

ITEM	NUMBER	QTY	DESCRIPTION
1	SN997002		SUNFLOWER DECAL
2	SN997638		1434 DECAL
3	SN997316		LEVEL INDICATOR
4	SN997317		DIRECTIONAL DEPTH INDICATOR
5	SN997668		PATENT DECAL, #6,213,221 B1
6	SN997263		DECAL, TILLAGE PROMOTES A SAFER
7	SN997246		FEMA DECAL
8			SERIAL NUMBER PLATE
9			C-FLEX

I0005563
PR: t05g29n33c0056

SAFETY SIGN PLACEMENT



**DECAL 997313 LOCATED ON
30' -38' RIGHT & LEFT
CENTER FRAMES**

1434 TANDEM DISC
SERVICE PARTS

119

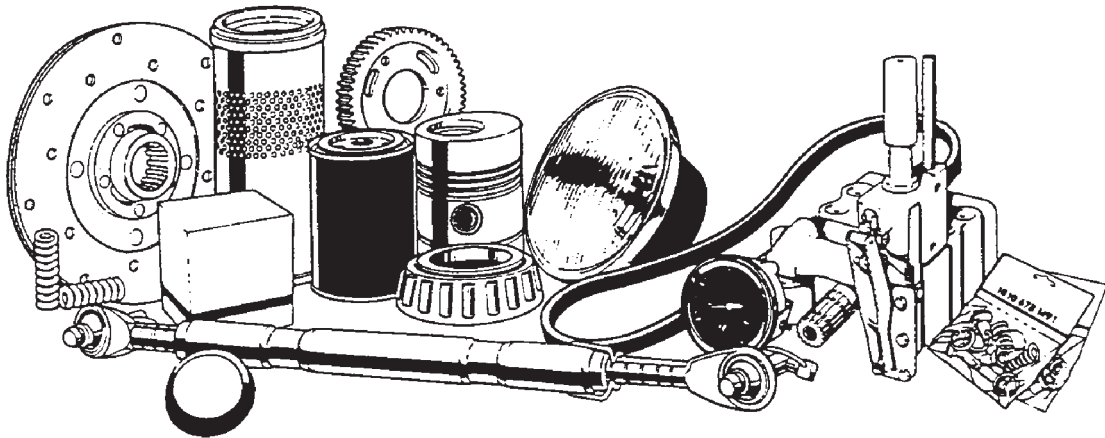
SAFETY SIGN PLACEMENT

ITEM	NUMBER	QTY	DESCRIPTION
1	SN997040		RED REFLECTIVE TAPE
2	SN997042		STAY CLEAR OF FOLDING WINGS
3	SN997313		CAUTION - INSTALL LOCK PINS BEFORE TRANSPORTING
4	SN997312		TRANSPORT LOCK INSTALLATION
5	SN997041		AMBER REFLECTIVE TAPE
6	SN997792		DECAL-WARNING,READ OPERATOR'S MANUAL
7	SN997052		SYSTEMS MUST BE BLED OF AIR
8	SN997314		IMPORTANT - TO INSURE EVEN WORKING DEPTH
9	SN997074		UNHITCHING HAZARD
10	SN997048		FASTEN SAFETY CHAIN
11	SN997311		HIGH PRESSURE FLUID HAZARD
12	SN997045		WINGS CAN CONTACT ELECTRIC

I0005565
PR: t05g29n33c0057

RECOMMENDED DEALER STOCK

RECOMMENDED DEALER'S STOCK



**1434 TANDEM DISC
RECOMMENDED DEALER LIST**

121

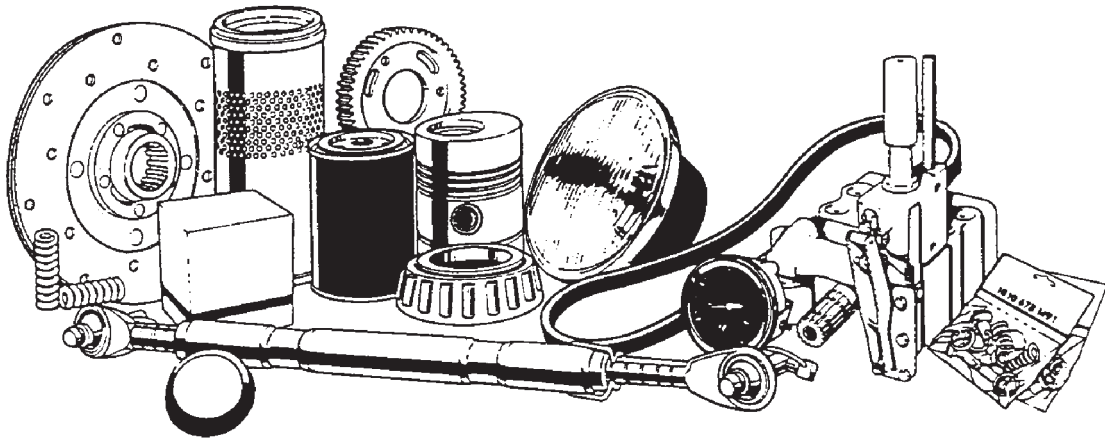
RECOMMENDED DEALER STOCK

ITEM	NUMBER	QTY	DESCRIPTION
-	SN1602	1	BEARING (LM48548)
-	SN1935	1	BEARING (LM501349)
-	SN1606	1	BEARING (LM67048)
-	SN3683	1	BEARING(LM603049)
-	SN5844	1	DUAL LAMP, AMBER FT/REAR & RED REAR,
-	SN5845	1	DUAL LAMP, AMBER FT/REAR & RED REAR,LEFT
-	SN1610	1	DUST CAP, 2.448" OD, Y/D
-	SN1604	1	FIVE BOLT HUB, STUDDED W/CUPS AND LUG
-	SN2756	1	FLAT WASHER, 1 13/16" ID X 2 13/16" O.D.
-	SN5847	1	HARNESS, 15' WISHBONE W/FLAT &
-	SN5846	1	HARNESS, 25' STR SEC, SHIELDED FESTOON
-	SN5848	1	HARNESS, 5' EXTENSION W/TRIAN-GULAR
-	SN5849	1	HARNESS, 5' EXTENSION W/TRIAN-GULAR
-	SN2036	1	HEX NUT, 1 3/4"-5 SLOTTED HEAVY
-	SN3302	1	HEX NUT, 1"-14 FULL SLOTTED GR 2, PL
-	SN3366	1	HITCH SPRING
-	SN3365	1	PIN, 7/8" SPCL
-	SN1603	1	RACE (LM48510)
-	SN1936	1	RACE (LM501310)
-	SN3684	1	RACE (LM603011)
-	SN1605	1	RACE (LM67010)
-	SN2566	1	S.M.V. SOCKET
-	SN6733	1	SCRAPER BLADE W/ARM (10 3/8" L)
-	SN6734	1	SCRAPER BLADE W/ARM (10 3/8" L)
-	SN1799	1	SEAL, TRIPLE LIP, WHEEL
-	SN3300	1	SIX BOLT HUB ASSEMBLY W/3301 SEAL
-	SN7001	1	SMV EMBLEM
-	SN3309	1	SPINDLE, 1 3/4" X 8 1/2" H.D. GAUGE
-	SN3687	1	SPINDLE, 2 1/4" X 14"
-	SN3299	1	SPINDLE, 2" X 13 1/4"
-	SN4944	1	SPRING, 1.10" OD,.135 DIA, 3 1/2" L
-	SN2378-2	1	TONGUE JACK PIN
-	SN3301	1	TRIPLE LIP SEAL
-	SN6737	1	VALVE, LOCK
-	SN3303	1	WASHER, 1 1/32" ID X 1 3/4" ODX
-	SN5857	2	MAGNET KIT
-	SN6103	2	SCRAPER BLADE, 4" W RIGID
-	SN8775-1	2	SEAL KIT, 3 1/2", 1 1/4" ROD, REPHASING
-	SN8767-1	2	SEAL KIT, 3 1/4", 1 1/4" ROD REPHASING,
-	SN8776-1	2	SEAL KIT, 3 3/4", 1 3/8" ROD, REPHASING
-	SN8762-1	2	SEAL KIT, 3", 1 1/4" ROD, CROSS
-	SN8939-1	2	SEAL KIT, 3", 1 1/4" ROD, CROSS
-	SN8612-1	2	SEAL KIT, 4", 1 1/2" ROD, CROSS
-	SN8784-1	2	SEAL KIT, 4", 1 1/2" ROD, CROSS
-	SN8781-1	2	SEAL KIT, 4", 1 3/8" ROD REPHASING,CROSS

RDL
PR: t05g29n33c0058

RECOMMENDED DEALER STOCK

RECOMMENDED DEALER'S STOCK



1434 TANDEM DISC
RECOMMENDED DEALER LIST

123

RECOMMENDED DEALER STOCK

ITEM	NUMBER	QTY	DESCRIPTION
-	SN1875	2	SPRING, 2.938" OD X 1.625" ID X 8 7/8"
-	SN3090	2	TRUNNION BEARING COMPLETE
-	SN6773	2	U-BOLT, 1/2"-13 X 4 1/8" X 2 1/8" X
-	SN198	2	U-BOLT, 3/4"-10 X 5 1/2" X 5" W, GR 5,
-	SN198	2	U-BOLT, 3/4"-10 X 5 1/2" X 5" W, GR 5,
-	SN6272	2	U-BOLT, 3/4"-10 X 6 1/4" X 5 13/16" W,
-	SN6102	2	U-BOLT, 5/8"-11 X 5 1/2" X 5 11/16" W,
-	SN6102	2	U-BOLT, 5/8"-11 X 5 1/2" X 5 11/16" W,
-	SN6102	2	U-BOLT, 5/8"-11 X 5 1/2" X 5 11/16" W,
-	SN6913	2	U-BOLT, 5/8"-11 X 7 1/2" X 6 5/8" W,
-	SN3061	2	WALKING BEAM BEARING (342A)
-	SN3062	2	WALKING BEAM RACE (332)
-	SN3063	2	WALKING BEAM SEAL (NAT. 204035 C/R22870)
-	SN3095	4	FLAT WASHER, 1 1/2" ID X 2 1/4" OD,
-	SN1611	5	LUG NUT, 1/2"-20, GR 5, 90 DEG TAPER
-	SN1611-1	5	SHOULDER BOLT, 1/2"-20X2 3/32" PRESS
-	SN3118	8	LUG BOLT, 9/16"-18 X 1 7/8" PRESS IN, PL
-	SN3117	8	LUG NUT, 9/16"-18, GR 5, 90 DEG TAPER,

NOTE: THIS PARTS STOCK LIST
INDICATES THOSE ITEMS RECOMMENDED
TO SERVICE ONE UNIT.

RDL
PR: t05g29n33c0059