




Parts Manual



Concept 2000 Tillage

IMPORTANT:

ALL ITEMS ARE IDENTIFIED WITH A PART NUMBER. Some of the smaller parts such as bolts, nuts, washers, etc. are not all shown, however, the quantities used are listed in the text for that section which they fit into. That particular quantity is always the quantity required for one complete assembly.

Smaller parts, which are welded together to construct a larger part, are not to be ordered as individual pieces, unless they have a part number to identify them.

Contact your nearest dealer for genuine repair parts. Dealers carry ample stock and are backed by the manufacturer and regional associations.

MORRIS PAINT

Spray Cans:

| Part Number | Description |
|--------------------|----------------------------|
| W-4647 | Red MORRIS Spray Can |
| W-4648 | Blue MORRIS Spray Can |
| N31087 | Sky White MORRIS Spray Can |

Litre Cans:

| Part Number | Description |
|--------------------|-------------------------|
| Z-10 | Red MORRIS Paint/Litre |
| Z-11 | Blue MORRIS Paint/Litre |

Table of Contents

| | |
|--|-------------|
| Section 1: | |
| Frame & Hitch | 1-1 |
| 3 Frame Units | 1-2 |
| 23 ft Frame & Hitch | 1-2 |
| 26 ft Frame & Hitch | 1-4 |
| 29 ft Frame & Hitch | 1-6 |
| 32 ft Frame & Hitch | 1-8 |
| 38 ft Frame & Hitch | 1-10 |
| 5 Frame Units | 1-12 |
| 44 ft Frame & Hitch | 1-12 |
| 50 ft Frame & Hitch Reg Duty | 1-14 |
| 50 ft Frame & Hitch HD | 1-16 |
| 56 ft Frame & Hitch Reg Duty | 1-18 |
| 56 ft Frame & Hitch HD | 1-20 |
| 44 ft & 50 ft Hitch Stabilizer | 1-22 |
| 56 ft Hitch Stabilizer | 1-24 |
| Section 2: | |
| Depth Control Assembly | 2-1 |
| Main - 3 Frame Machines | 2-2 |
| Main - 5 Frame Machines | 2-4 |
| Wing - 3 & 5 Frame Machines | 2-6 |
| Section 3: | |
| Wing Lift Assembly | 3-1 |
| 3 Frame Units | 3-2 |
| 23 ft & 26 ft Base Unit | 3-2 |
| 32 ft Base to Serial No. 2320003220 | 3-4 |
| 38 ft Base to Serial No. 2380003830 | 3-4 |
| 29 ft Base to Serial No. 2290903101 | 3-6 |
| 32 ft Base from Serial No. 2320003220 to 2320803407 | 3-6 |
| 38 ft Base from Serial No. 2380003830 to 2380805281 | 3-6 |
| 29 ft Base from Serial No. 2290903101 | 3-8 |
| 32 ft Base from Serial No. 2320803407 | 3-8 |
| 38 ft Base from Serial No. 2380805281 | 3-8 |
| 5 Frame Units | 3-10 |
| 44 ft & 50 ft Base Unit | 3-10 |
| 56 ft Base Unit | 3-13 |
| Section 4: | |
| Wheel & Hub Assembly | 4-1 |
| Main Walking Axles | 4-2 |
| Wing Walking Axles | 4-4 |
| Main Gauge Wheels - Dual Castor - Prior to 2006 | 4-6 |
| Main Gauge Wheels & Hubs - 23, 26, 29, 32, 38 and 44 | 4-8 |
| Main Gauge Wheels & Hubs - 50 and 56 | 4-10 |
| Wing Gauge Wheels | 4-12 |
| Section 5: | |
| Depth Control Hydraulics | 5-1 |
| 3 Frame Machines | 5-2 |
| 5 Frame Machines | 5-4 |
| Section 6: | |
| Wing Lift Hydraulics | 6-1 |
| 3 Frame - 23 ft & 26 ft Base Unit | 6-2 |
| 3 Frame - 29 ft, 32 ft & 38 ft Base Units - Prior to November 2007 | 6-4 |

Table of Contents

| | |
|---|----------------|
| 29 ft Base from Serial No. 2290903101 | 6-6 |
| 32 ft Base from Serial No. 2320803407 | 6-6 |
| 38 ft Base from Serial No. 2380805281 | 6-6 |
| 5 Frame - 44 ft, 50 ft & 56 ft Base Units | 6-8 |
| Section 7: | |
| Hydraulic Cylinders | 7-1 |
| Depth Control | 7-2 |
| Wing Lift | 7-4 |
| Depth Stop Valve Assembly | 7-10 |
| Section 8: | |
| Trip Assembly | 8-1 |
| 400 lb. Spring Cushion Trip | 8-2 |
| 550 lb Spring Cushion Trip | 8-4 |
| LH 755 Trip - Prior to Spring 1998 | 8-6 |
| LH 755 Trip - Spring 1998 to Spring 2002 | 8-8 |
| LH 755 Trip - Spring 2002 to Present | 8-10 |
| Hydraulic Trip | 8-12 |
| Section 9: | |
| Lighting and Safety Signs | 9-1 |
| Safety Signs | 9-2 |
| Marking Lights | 9-4 |
| Section 10: | |
| Options | 10-1 |
| Mud Scraper Assembly Right Side | 10-2 |
| Mud Scraper Assembly Left Side | 10-3 |
| Tow Hitch | 10-4 |
| Tow Hitch - Hydraulics | 10-5 |
| Wing Levelling Adjustment Kit | 10-6 |
| Section 11: | |
| Hydraulic Trip System | 11-1 |
| Hydraulic Trip | 11-2 |
| Hitch Main Hydraulics | 11-4 |
| 12 ft Main Hydraulics - 9 Spacing | 11-6 |
| 12 ft Main Hydraulics - 10 Spacing | 11-7 |
| 12 ft Main Hydraulics - 12 Spacing | 11-8 |
| 15 ft Main Hydraulics - 9 Spacing | 11-9 |
| 15 ft Main Hydraulics - 10 Spacing | 11-10 |
| 15 ft Main Hydraulics - 12 Spacing | 11-11 |
| 6 ft Wing Hydraulics - 9 Spacing | 11-12 |
| 6 ft Wing Hydraulics - 10 Spacing | 11-13 |
| 6 ft Wing Hydraulics - 12 Spacing | 11-14 |
| 9 ft Wing Hydraulics - 9 Spacing | 11-15 |
| 9 ft Wing Hydraulics - 10 Spacing | 11-16 |
| 9 ft Wing Hydraulics - 12 Spacing | 11-17 |
| 12 ft Wing Hydraulics - 9 Spacing | 11-18 |
| 12 ft Wing Hydraulics - 10 Spacing | 11-19 |
| 12 ft Wing Hydraulics - 12 Spacing | 11-20 |
| Index | Index-i |

Section 1: Frame & Hitch

Section Contents

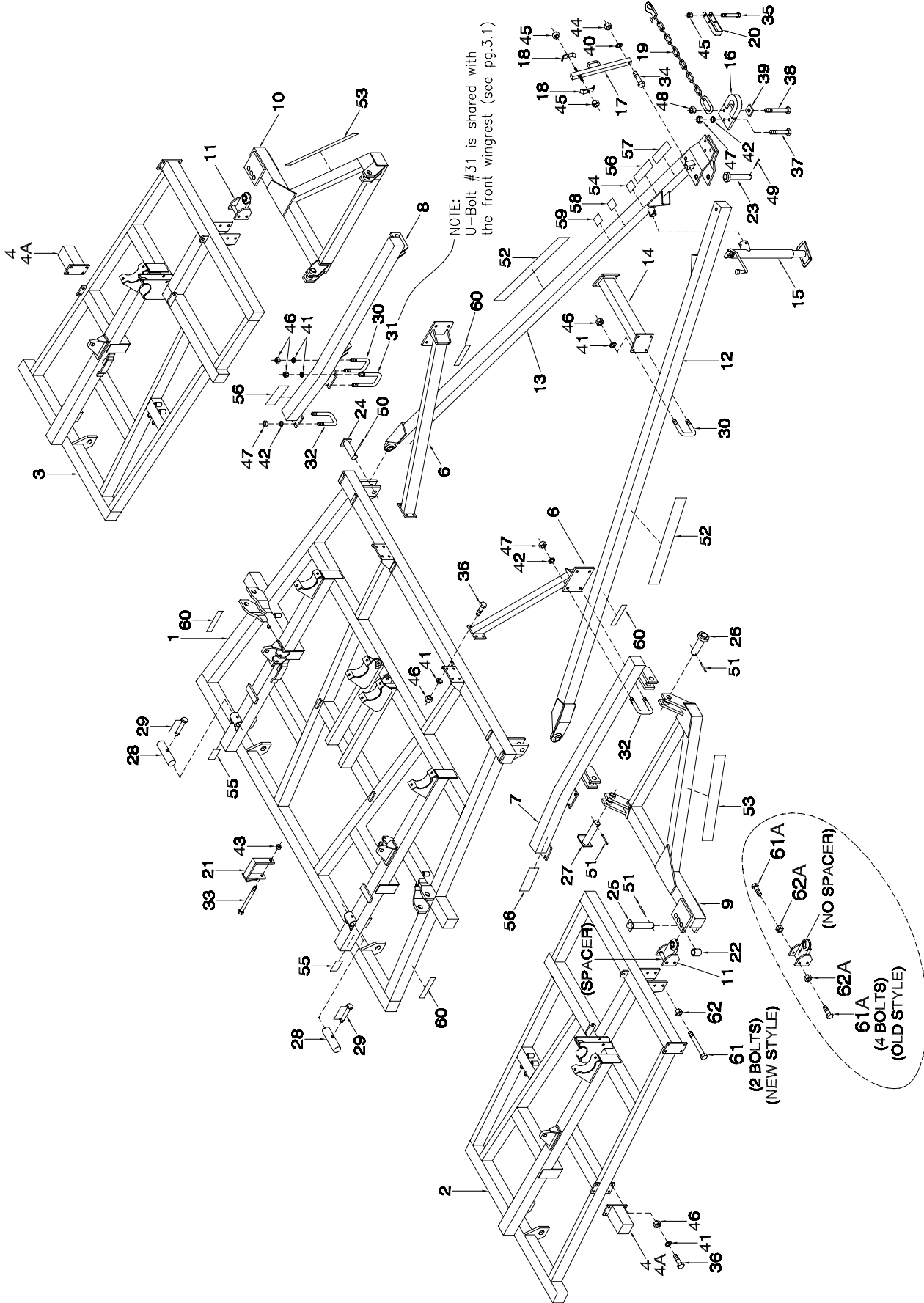
3 Frame Units

| | |
|---------------------------|------|
| 23 ft Frame & Hitch | 1-2 |
| 26 ft Frame & Hitch | 1-4 |
| 29 ft Frame & Hitch | 1-6 |
| 32 ft Frame & Hitch | 1-8 |
| 38 ft Frame & Hitch | 1-10 |

5 Frame Units

| | |
|--------------------------------------|------|
| 44 ft Frame & Hitch | 1-12 |
| 50 ft Frame & Hitch Reg Duty | 1-14 |
| 50 ft Frame & Hitch HD | 1-16 |
| 56 ft Frame & Hitch Reg Duty | 1-18 |
| 56 ft Frame & Hitch HD | 1-20 |
| 44 ft & 50 ft Hitch Stabilizer | 1-22 |
| 56 ft Hitch Stabilizer | 1-24 |

Frame Assembly - 3 Frame 23 ft Frame & Hitch



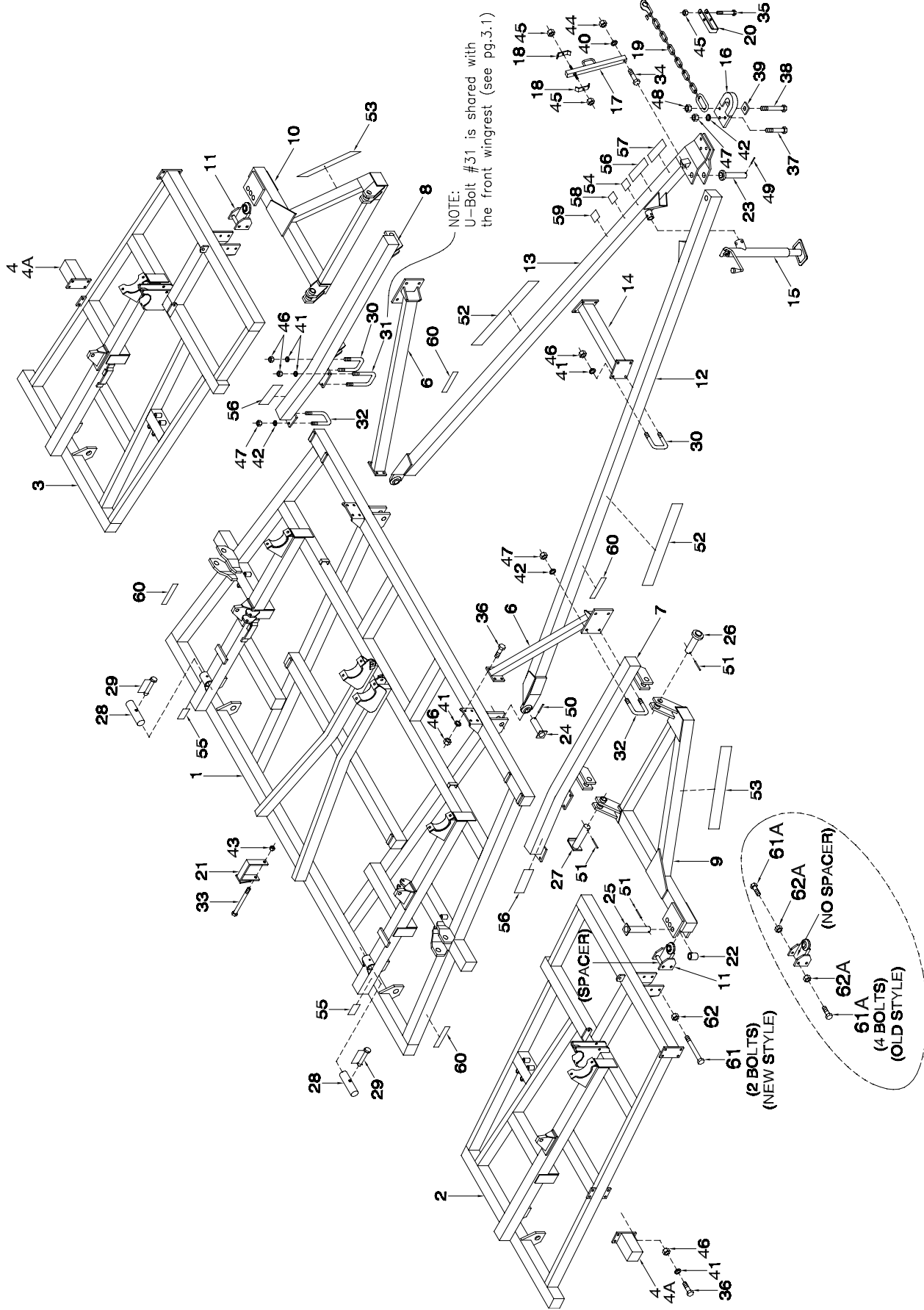
Frame Assembly - 3 Frame - 23 ft Frame & Hitch

| Item | Part No. | Description | Qty |
|------|----------|--|-----|
| 1 | C26325 | Frame - Main - 12 ft Regular Transport..... | 1 |
| 2 | C26286 | Frame - Right 6 ft Small Wing..... | 1 |
| 3 | C26287 | Frame - Left 6 ft Small Wing..... | 1 |
| 4 | C26217 | Extension Stub - 9 & 12 Spacing (Optional)..... | 2 |
| 4A | C26219 | Extension Stub - 10 Spacing (Optional)..... | 2 |
| 6 | C26145 | Tube - Brace..... | 2 |
| 7 | C26147 | Hitch Brace - Right..... | 1 |
| 8 | C26146 | Hitch Brace - Left..... | 1 |
| 9 | C26148 | Hitch Truss - Right 6 ft Small Wing..... | 1 |
| 10 | C26149 | Hitch Truss - Left 6 ft Small Wing..... | 1 |
| 11 | C26312 | Hitch Clevis - Wing..... | 2 |
| 12 | C26282 | Hitch Pole - Right..... | 1 |
| 13 | C26125 | Hitch Pole - Left - 12 ft Regular Transport..... | 1 |
| 14 | C26158 | Brace - Cross - 12 ft Regular Transport..... | 1 |
| 15 | S39391 | Hitch Jack - 2TMX-15-0X..... | 1 |
| 16 | C-4438 | Clevis - Ring Type..... | 1 |
| 17 | C26323 | Hose Holder..... | 1 |
| 18 | C26321 | Clamp Plate - Hose Holder..... | 2 |
| 19 | C18759 | Chain - Safety - 1/4 P-7 AG - 10,000 lb..... | 1 |
| 20 | C18758 | Support - Safety Chain..... | 1 |
| 21 | W-1598 | Bracket - Slow Moving Vehicle Sign..... | 1 |
| 22 | C26335 | Spacer Bushing - 2 OD x 1406 ID x 2 1/8 Lg..... | 2 |
| 23 | F-3645 | Pin - Upper Cylinder - 1 x 5 1/4 UL..... | 1 |
| 24 | C18531 | Pin - 1 3/8 x 3 5/8 UL..... | 2 |
| 25 | C26316 | Pin - 1 3/8 x 5 5/8 UL..... | 2 |
| 26 | C21213 | Pin - Hinge - 1 1/2 x 4 1/8 UL..... | 2 |
| 27 | C26151 | Pin - Hinge - 1 1/2 x 4 3/4 UL..... | 2 |
| 28 | C26414 | Pin - Transport Lock - 1 1/2 x 7 1/2 Lg..... | 2 |
| 29 | C13447 | Pin - Quick - 5/16..... | 2 |
| 30 | C-219 | U-Bolt - 5/8 x 4 x 5 9/16..... | 6 |
| 31 | C18639 | U-Bolt - 5/8 x 4 x 6 1/2..... | 2 |
| 32 | C-5561 | U-Bolt - 3/4 x 4 x 5 9/16..... | 6 |
| 33 | W-1599 | Hex Bolt - 1/4 x 4 1/2 Lg..... | 1 |
| 34 | W-490 | Hex Bolt - 1/2 x 2 1/2 Lg..... | 1 |
| 35 | D-5519 | Hex Bolt - 1/2 x 3 1/4 Lg..... | 1 |
| 36 | W-498 | Hex Bolt - 5/8 x 1 3/4 Lg..... | 24 |
| 37 | W-63 | Hex Bolt - 3/4 x 3 Lg..... | 2 |
| 38 | D-5256 | Hex Bolt - 3/4 x 4 Lg..... | 1 |
| 39 | C18757 | Washer - Retaining..... | 1 |
| 40 | W-525 | Lockwasher - 1/2..... | 1 |
| 41 | W-526 | Lockwasher - 5/8..... | 40 |

| Item | Part No. | Description | Qty |
|------|----------|--|-----|
| 42 | W-527 | Lockwasher - 3/4..... | 14 |
| 43 | W-512 | Hex Nut - 1/4..... | 1 |
| 44 | W-516 | Hex Nut - 1/2..... | 1 |
| 45 | F-3405 | Locknut - 1/2 Unitorque..... | 3 |
| 46 | W-517 | Hex Nut - 5/8..... | 40 |
| 47 | W-518 | Hex Nut - 3/4..... | 14 |
| 48 | D-5273 | Locknut - 3/4 Unitorque..... | 1 |
| 49 | D-5244 | Spiral Pin - 1/4 x 2 HBK..... | 1 |
| 50 | J12281 | Spiral Pin - 5/16 x 2..... | 2 |
| 51 | T-5245 | Spiral Pin - 3/8 x 2 1/2 HBK..... | 6 |
| 52 | C-3902 | Decal - "MORRIS"..... | 2 |
| 53 | C26240 | Decal - "Concept 2000"..... | 2 |
| 54 | C-4262 | Decal - Caution..... | 1 |
| 55 | F-4644 | Decal - Caution "Transport Locks"..... | 2 |
| 56 | C13704 | Decal - Danger "Falling Wings"..... | 3 |
| 57 | N24301 | Decal - Caution "Read Manual"..... | 1 |
| 58 | C13705 | Decal - Warning "Keep Off"..... | 1 |
| 59 | C31201 | Decal - Warning "Road Regulations"..... | 1 |
| 60 | N34477 | Reflector (Amber)..... | 4 |
| 61 | C32031 | Hex Bolt - 5/8 x 7 Lg Gr8 (New Style)..... | 4 |
| 61A | D12164 | Hex Bolt - 5/8 x 2 Lg Gr8 (Old Style)..... | 8 |
| 62 | W14434 | Serrated Locknut - 5/8 (New Style)..... | 4 |
| 62A | W14434 | Serrated Locknut - 5/8 (Old Style)..... | 8 |
| 63 | C44713R | Decal - Important -RUS (Not Shown)..... | 1 |
| 64 | C44736R | Decal - Leveling - Concept -RUS (Not Shown)..... | 1 |

| Machine Sizes Available with 23 ft Base Unit | | | |
|--|---------|---------|-----------|
| | 12 | 10 | 9 |
| | Spacing | Spacing | Spacing |
| Base Unit | 23 ft | 24 ft | 23-1/2 ft |
| Ext.Stubs#4 (C26217) | 25 ft | - | 25 ft |
| Ext.Stubs#4A (C26219) | - | 26 ft | - |

Frame Assembly - 3 Frame 26 ft Frame & Hitch

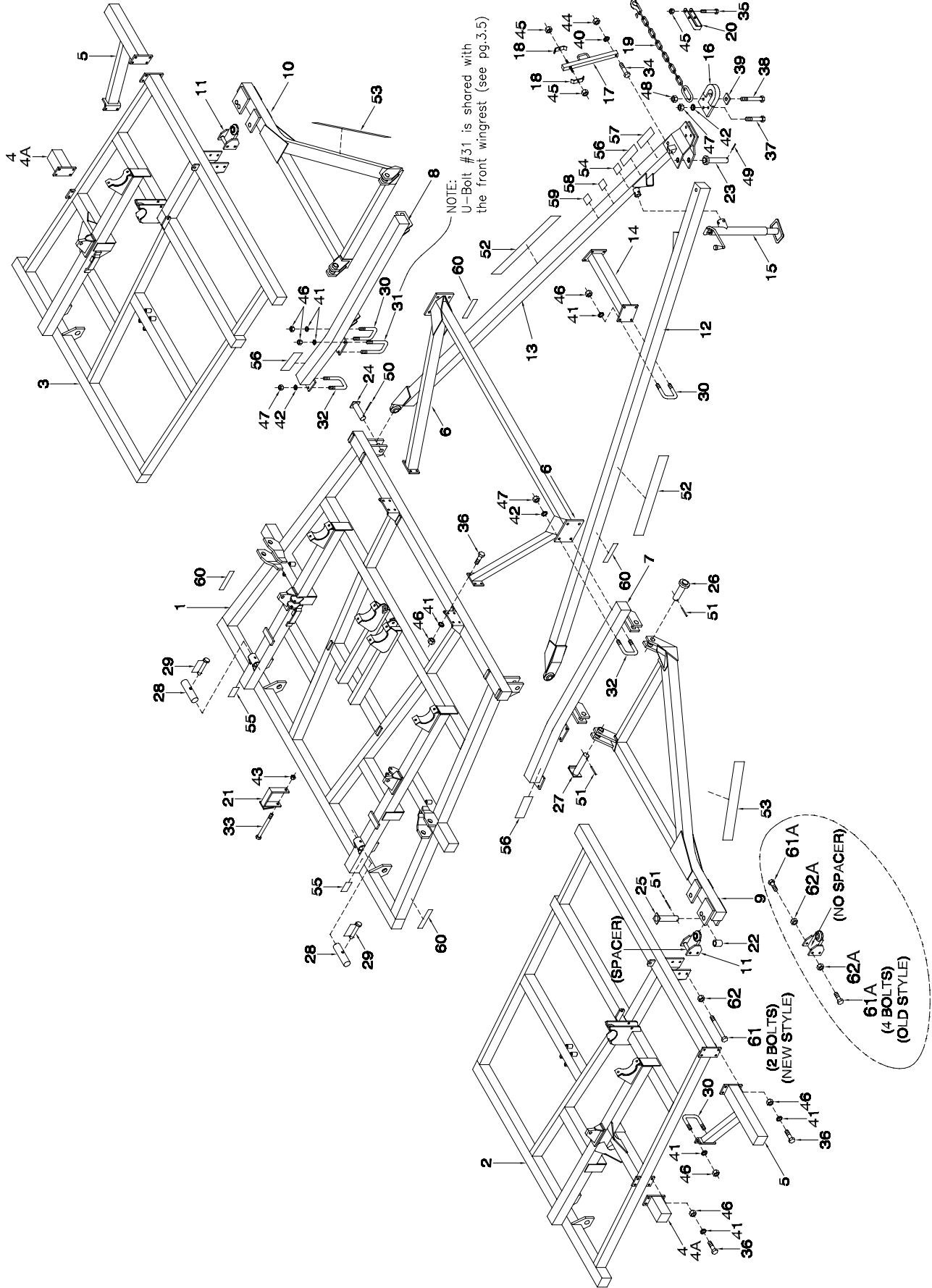


Frame Assembly - 3 Frame - 26 ft Frame & Hitch

| Item | Part No. | Description | Qty | Item | Part No. | Description | Qty |
|------|----------|--|-----|------|----------|---|-----|
| 1 | C26000 | Frame - Main - 15 ft Wide Transport | 1 | 42 | W-527 | Lockwasher - 3/4 | 14 |
| 2 | C26286 | Frame - Right 6 ft Small Wing | 1 | 43 | W-512 | Hex Nut - 1/4 | 1 |
| 3 | C26287 | Frame - Left 6 ft Small Wing | 1 | 44 | W-516 | Hex Nut - 1/2 | 1 |
| 4 | C26217 | Extension Stub - 9 & 12 Spacing (Optional) | 2 | 45 | F-3405 | Locknut - 1/2 Unitorque | 3 |
| 4A | C26219 | Extension Stub - 10 Spacing (Optional) | 2 | 46 | W-517 | Hex Nut - 5/8 | 40 |
| 6 | C26145 | Brace Tube | 2 | 47 | W-518 | Hex Nut - 3/4 | 14 |
| 7 | C26147 | Hitch Brace - Right | 1 | 48 | D-5273 | Locknut - 3/4 Unitorque | 1 |
| 8 | C26146 | Hitch Brace - Left | 1 | 49 | D-5244 | Spiral Pin - 1/4 x 2 HBK | 1 |
| 9 | C26148 | Hitch Truss - Right 6 ft Small Wing | 1 | 50 | J12281 | Spiral Pin - 5/16 x 2 | 2 |
| 10 | C26149 | Hitch Truss - Left 6 ft Small Wing | 1 | 51 | T-5245 | Spiral Pin - 3/8 x 2 1/2 HBK | 6 |
| 11 | C26312 | Hitch Clevis - Wing | 2 | 52 | C-3902 | Decal - "MORRIS" | 2 |
| 12 | C26282 | Hitch Pole - Right | 1 | 53 | C26240 | Decal - "Concept 2000" | 2 |
| 13 | C26281 | Hitch Pole - Left | 1 | 54 | C-4262 | Decal - Caution | 1 |
| 14 | C21631 | Brace - Cross | 1 | 55 | F-4644 | Decal - Caution "Transport Locks" | 2 |
| 15 | S39391 | Hitch Jack - 2TMX-15-0X | 1 | 56 | C13704 | Decal - Danger "Falling Wings" | 3 |
| 16 | C-4438 | Clevis - Ring Type | 1 | 57 | N24301 | Decal - Caution "Read Manual" | 1 |
| 17 | C26323 | Hose Holder | 1 | 58 | C13705 | Decal - Warning "Keep Off" | 1 |
| 18 | C26321 | Clamp Plate - Hose Holder | 2 | 59 | C31201 | Decal - Warning "Road Regulations" | 1 |
| 19 | C18759 | Chain - Safety - 1/4 P-7 AG - 10,000 lb | 1 | 60 | N34477 | Reflector (Amber) | 4 |
| 20 | C18758 | Support - Safety Chain | 1 | 61 | C32031 | Hex Bolt - 5/8 x 7 Lg Gr8 (New Style) | 4 |
| 21 | W-1598 | Bracket - Slow Moving Vehicle Sign | 1 | 61A | D12164 | Hex Bolt - 5/8 x 2 Lg Gr8 (Old Style) | 8 |
| 22 | C26335 | Spacer Bushing - 2 OD x 1406 ID x 2 1/8 Lg | 2 | 62 | W14434 | Serrated Locknut - 5/8 (New Style) | 4 |
| 23 | F-3645 | Pin - Upper Cylinder - 1 x 5 1/4 UL | 1 | 62A | W14434 | Serrated Locknut - 5/8 (Old Style) | 8 |
| 24 | C18531 | Pin - 1 3/8 x 3 5/8 UL | 2 | 63 | C44713R | Decal - Important -RUS (Not Shown) | 1 |
| 25 | C26316 | Pin - 1 3/8 x 5 5/8 UL | 2 | 64 | C44736R | Decal - Leveling - Concept -RUS (Not Shown) | 1 |
| 26 | C21213 | Pin - Hinge - 1 1/2 x 4 1/8 UL | 2 | | | | |
| 27 | C26151 | Pin - Hinge - 1 1/2 x 4 3/4 UL | 2 | | | | |
| 28 | C26414 | Pin - Transport Lock - 1 1/2 x 7 1/2 Lg | 2 | | | | |
| 29 | C13447 | Pin - Quick - 5/16 | 2 | | | | |
| 30 | C-219 | U-Bolt - 5/8 x 4 x 5 9/16 | 6 | | | | |
| 31 | C18639 | U-Bolt - 5/8 x 4 x 6 1/2 | 2 | | | | |
| 32 | C-5561 | U-Bolt - 3/4 x 4 x 5 9/16 | 6 | | | | |
| 33 | W-1599 | Hex Bolt - 1/4 x 4 1/2 Lg | 1 | | | | |
| 34 | W-490 | Hex Bolt - 1/2 x 2 1/2 Lg | 1 | | | | |
| 35 | D-5519 | Hex Bolt - 1/2 x 3 1/4 Lg | 1 | | | | |
| 36 | W-498 | Hex Bolt - 5/8 x 1 3/4 Lg | 24 | | | | |
| 37 | W-63 | Hex Bolt - 3/4 x 3 Lg | 2 | | | | |
| 38 | D-5256 | Hex Bolt - 3/4 x 4 Lg | 1 | | | | |
| 39 | C18757 | Washer - Retaining | 1 | | | | |
| 40 | W-525 | Lockwasher - 1/2 | 1 | | | | |
| 41 | W-526 | Lockwasher - 5/8 | 40 | | | | |

| Machine Sizes Available with 26 ft Base Unit | | | |
|--|---------|-----------|-----------|
| | 12 | 10 | 9 |
| | Spacing | Spacing | Spacing |
| Base Unit | 26 ft | 27-1/2 ft | 26-1/2 ft |
| Ext.Stubs#4 (C26217) | 28 ft | - | 28 ft |
| Ext.Stubs#4A (C26219) | - | 29 ft | - |

Frame Assembly - 3 Frame 29 ft Frame & Hitch

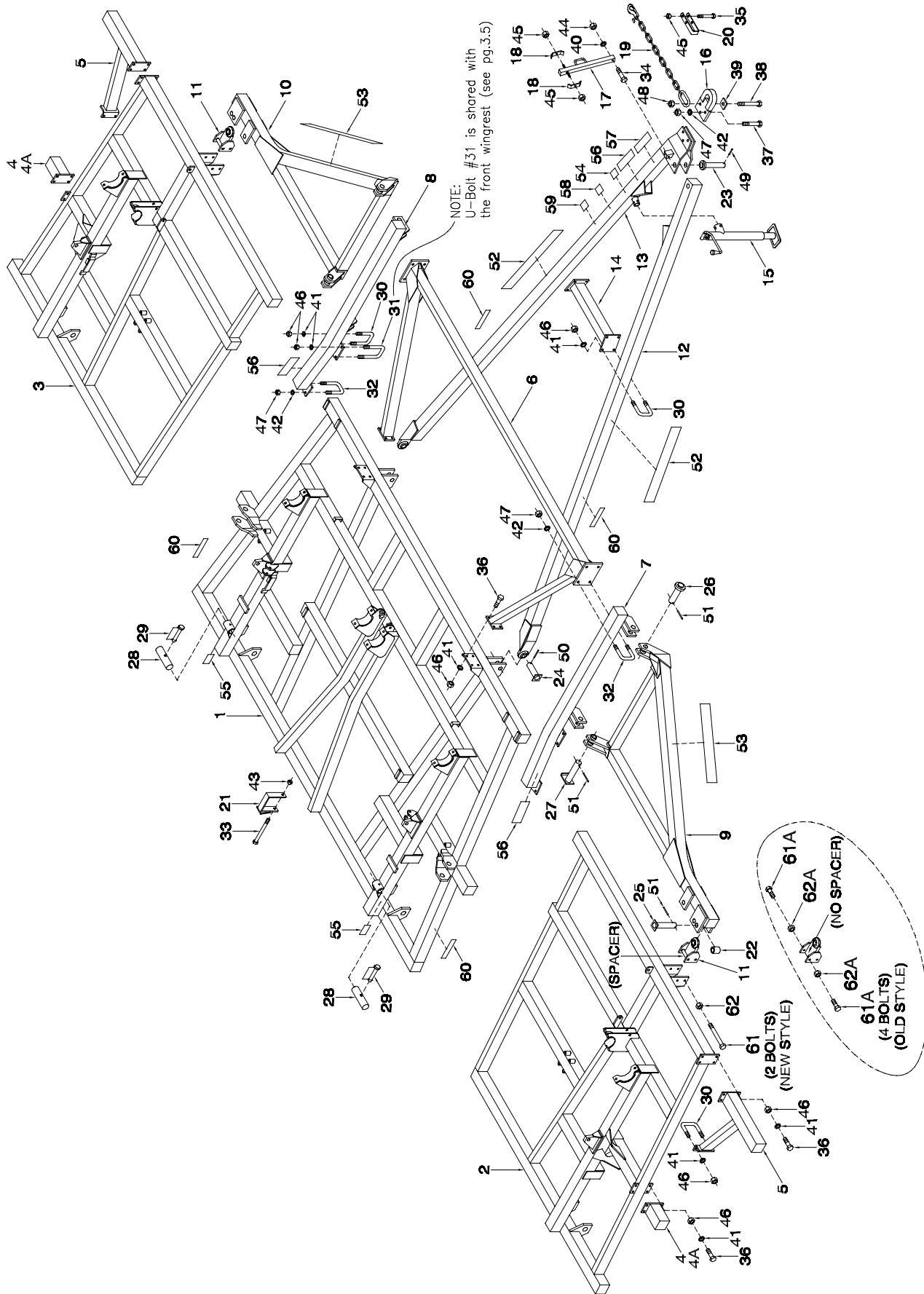


Frame Assembly - 3 Frame - 29 ft Frame & Hitch

| Item | Part No. | Description | Qty | Item | Part No. | Description | Qty |
|------|----------|---|-----|------|----------|---|-----|
| 1 | C26325 | Frame - Main - 12 ft Regular Transport | 1 | 41 | W-526 | Lockwasher - 5/8 | 44 |
| 2 | C26275 | Frame - Right 9 ft Medium Wing | 1 | 42 | W-527 | Lockwasher - 3/4 | 14 |
| 3 | C26276 | Frame - Left 9 ft Medium Wing | 1 | 43 | W-512 | Hex Nut - 1/4 | 1 |
| 4 | C26217 | Extension Stub - 9 & 12 Spacing (Optional) | 2 | 44 | W-516 | Hex Nut - 1/2 | 1 |
| 4A | C26219 | Extension Stub - 10 Spacing (Optional) | 2 | 45 | F-3405 | Locknut - 1/2 Unitorque | 3 |
| 5 | C26218 | Extension Stub - 9, 10 & 12 Spacing (Optional) .. | 2 | 46 | W-517 | Hex Nut - 5/8 | 44 |
| 6 | C26049 | Brace Tube - 12 ft Regular Transport | 1 | 47 | W-518 | Hex Nut - 3/4 | 14 |
| 7 | C26147 | Hitch Brace - Right | 1 | 48 | D-5273 | Locknut - 3/4 Unitorque | 1 |
| 8 | C26146 | Hitch Brace - Left | 1 | 49 | D-5244 | Spiral Pin - 1/4 x 2 HBK | 1 |
| 9 | C26178 | Hitch Truss - Right 9 ft Medium Wing | 1 | 50 | J12281 | Spiral Pin - 5/16 x 2 | 2 |
| 10 | C26179 | Hitch Truss - Left 9 ft Medium Wing | 1 | 51 | T-5245 | Spiral Pin - 3/8 x 2 1/2 HBK | 2 |
| 11 | C26312 | Hitch Clevis - Wing | 2 | 52 | C-3902 | Decal - "MORRIS" | 6 |
| 12 | C26282 | Hitch Pole - Right | 1 | 53 | C26240 | Decal - "Concept 2000" | 2 |
| 13 | C26125 | Hitch Pole - Left 12 ft Regular Transport | 1 | 54 | C-4262 | Decal - Caution | 1 |
| 14 | C26158 | Brace - Cross - 12 ft Regular Transport | 1 | 55 | F-4644 | Decal - Caution "Transport Locks" | 2 |
| 15 | S39391 | Hitch Jack - 2TMX-15-0X | 1 | 56 | C13704 | Decal - Danger "Falling Wings" | 3 |
| 16 | C-4438 | Clevis - Ring Type | 1 | 57 | N24301 | Decal - Caution "Read Manual" | 1 |
| 17 | C26323 | Hose Holder | 1 | 58 | C13705 | Decal - Warning "Keep Off" | 1 |
| 18 | C26321 | Clamp Plate - Hose Holder | 2 | 59 | C31201 | Decal - Warning "Road Regulations" | 1 |
| 19 | C18761 | Chain - Safety - 1/2 P-7 AG - 40,000 lb | 1 | 60 | N34477 | Reflector (Amber) | 4 |
| 20 | C18758 | Support - Safety Chain | 1 | 61 | C32031 | Hex Bolt - 5/8 x 7 Lg Gr8 (New Style) | 4 |
| 21 | W-1598 | Bracket - Slow Moving Vehicle Sign | 1 | 61A | D12164 | Hex Bolt - 5/8 x 2 Lg Gr8 (Old Style) | 8 |
| 22 | C26335 | Spacer Bushing - 2 OD x 1406 ID x 2 1/8 Lg | 2 | 62 | W14434 | Serrated Locknut - 5/8 (New Style) | 4 |
| 23 | F-3645 | Pin - Upper Cylinder - 1 x 5 1/4 UL | 1 | 62A | W14434 | Serrated Locknut - 5/8 (Old Style) | 8 |
| 24 | C18531 | Pin - 1 3/8 x 3 5/8 UL | 2 | 63 | C44713R | Decal - Important -RUS (Not Shown) | 1 |
| 25 | C26316 | Pin - 1 3/8 x 5 5/8 UL | 2 | 64 | C44736R | Decal - Leveling - Concept -RUS (Not Shown) | 1 |
| 26 | C21213 | Pin - Hinge - 1 1/2 x 4 1/8 UL | 2 | | | | |
| 27 | C26151 | Pin - Hinge - 1 1/2 x 4 3/4 UL | 2 | | | | |
| 28 | C26414 | Pin - Transport Lock - 1 1/2 x 7 1/2 Lg | 2 | | | | |
| 29 | C13447 | Pin - Quick - 5/16 | 2 | | | | |
| 30 | C-219 | U-Bolt - 5/8 x 4 x 5 9/16 | 8 | | | | |
| 31 | C18639 | U-Bolt - 5/8 x 4 x 6 1/2 | 2 | | | | |
| 32 | C-5561 | U-Bolt - 3/4 x 4 x 5 9/16 | 6 | | | | |
| 33 | W-1599 | Hex Bolt - 1/4 x 4 1/2 Lg | 1 | | | | |
| 34 | W-490 | Hex Bolt - 1/2 x 2 1/2 Lg | 1 | | | | |
| 35 | D-5519 | Hex Bolt - 1/2 x 3 1/4 Lg | 1 | | | | |
| 36 | W-498 | Hex Bolt - 5/8 x 1 3/4 Lg | 24 | | | | |
| 37 | W-63 | Hex Bolt - 3/4 x 3 Lg | 2 | | | | |
| 38 | D-5256 | Hex Bolt - 3/4 x 4 Lg | 1 | | | | |
| 39 | C18757 | Washer - Retaining | 1 | | | | |
| 40 | W-525 | Lockwasher - 1/2 | 1 | | | | |

| Machine Sizes Available with 29 Base Unit | | | |
|---|---------|---------|-----------|
| | 12 | 10 | 9 |
| | Spacing | Spacing | Spacing |
| Base Unit | 29 ft | 31 ft | 29-1/2 ft |
| Ext.Stubs#4 (C26217) | 31 ft | - | 31 ft |
| Ext.Stubs#4A (C26219) | - | 34 ft | - |
| Ext.Stubs #4A (C26218) | 33 ft | - | 32-1/2 ft |
| Ext.Stubs #4AA (C26218) | - | 34 ft | - |

Frame Assembly - 3 Frame 32 ft Frame & Hitch



Frame Assembly - 3 Frame - 32 ft Frame & Hitch

| Item | Part No. | Description | Qty | Item | Part No. | Description | Qty |
|------|----------|--|-----|------|----------|---|-----|
| 1 | C26000 | Frame - Main - 15 ft Wide Transport | 1 | 41 | W-526 | Lockwasher - 5/8 | 44 |
| 2 | C26275 | Frame - Right 9 ft Medium Wing | 1 | 42 | W-527 | Lockwasher - 3/4 | 14 |
| 3 | C26276 | Frame - Left 9 ft Medium Wing | 1 | 43 | W-512 | Hex Nut - 1/4 | 1 |
| 4 | C26217 | Extension Stub - 9 & 12 Spacing(Optional) | 2 | 44 | W-516 | Hex Nut - 1/2 | 1 |
| 4A | C26219 | Extension Stub - 10 Spacing(Optional) | 2 | 45 | F-3405 | Locknut - 1/2 Unitorque | 3 |
| 5 | C26218 | Extension Stub - 9, 10 & 12 Spacing (Optional) | 2 | 46 | W-517 | Hex Nut - 5/8 | 44 |
| 6 | C26605 | Brace Tube | 1 | 47 | W-518 | Hex Nut - 3/4 | 14 |
| 7 | C26147 | Hitch Brace - Right | 1 | 48 | D-5273 | Locknut - 3/4 Unitorque | 1 |
| 8 | C26146 | Hitch Brace - Left | 1 | 49 | D-5244 | Spiral Pin - 1/4 x 2 HBK | 1 |
| 9 | C26178 | Hitch Truss - Right 9 ft Medium Wing | 1 | 50 | J12281 | Spiral Pin - 5/16 x 2 | 2 |
| 10 | C26179 | Hitch Truss - Left 9 ft Medium Wing | 1 | 51 | T-5245 | Spiral Pin - 3/8 x 2 1/2 HBK | 6 |
| 11 | C26312 | Hitch Clevis - Wing | 2 | 52 | C-3902 | Decal - "MORRIS" | 2 |
| 12 | C26282 | Hitch Pole - Right | 1 | 53 | C26240 | Decal - "Concept 2000" | 2 |
| 13 | C26281 | Hitch Pole - Left | 1 | 54 | C-4262 | Decal - Caution | 1 |
| 14 | C21631 | Brace - Cross | 1 | 55 | F-4644 | Decal - Caution "Transport Locks" | 2 |
| 15 | S39391 | Hitch Jack - 2TMX-15-0X | 1 | 56 | C13704 | Decal - Danger "Falling Wings" | 3 |
| 16 | C-4438 | Clevis - Ring Type | 1 | 57 | N24301 | Decal - Caution "Read Manual" | 1 |
| 17 | C26323 | Hose Holder | 1 | 58 | C13705 | Decal - Warning "Keep Off" | 1 |
| 18 | C26321 | Clamp Plate - Hose Holder | 2 | 59 | C31201 | Decal - Warning "Road Regulations" | 1 |
| 19 | C18761 | Chain - Safety - 1/2 P-7 AG - 40,000 lb | 1 | 60 | N34477 | Reflector (Amber) | 4 |
| 20 | C18758 | Support - Safety Chain | 1 | 61 | C32031 | Hex Bolt - 5/8 x 7 Lg Gr8 (New Style) | 4 |
| 21 | W-1598 | Bracket - Slow Moving Vehicle Sign | 1 | 61A | D12164 | Hex Bolt - 5/8 x 2 Lg Gr8 (Old Style) | 8 |
| 22 | C26335 | Spacer Bushing - 2 OD x 1406 ID x 2 1/8 Lg | 2 | 62 | W14434 | Serrated Locknut - 5/8 (New Style) | 4 |
| 23 | F-3645 | Pin - Upper Cylinder - 1 x 5 1/4 UL | 1 | 62A | W14434 | Serrated Locknut - 5/8 (Old Style) | 8 |
| 24 | C18531 | Pin - 1 3/8 x 3 5/8 UL | 2 | 63 | C44713R | Decal - Important -RUS (Not Shown) | 1 |
| 25 | C26316 | Pin - 1 3/8 x 5 5/8 UL | 2 | 64 | C44736R | Decal - Leveling - Concept -RUS (Not Shown) | 1 |
| 26 | C21213 | Pin - Hinge - 1 1/2 x 4 1/8 UL | 2 | | | | |
| 27 | C26151 | Pin - Hinge - 1 1/2 x 4 3/4 UL | 2 | | | | |
| 28 | C26414 | Pin - Transport Lock - 1 1/2 x 7 1/2 Lg | 2 | | | | |
| 29 | C13447 | Pin - Quick - 5/16 | 2 | | | | |
| 30 | C-219 | U-Bolt - 5/8 x 4 x 5 9/16 | 8 | | | | |
| 31 | C18639 | U-Bolt - 5/8 x 4 x 6 1/2 | 2 | | | | |
| 32 | C-5561 | U-Bolt - 3/4 x 4 x 5 9/16 | 6 | | | | |
| 33 | W-1599 | Hex Bolt - 1/4 x 4 1/2 Lg | 1 | | | | |
| 34 | W-490 | Hex Bolt - 1/2 x 2 1/2 Lg | 1 | | | | |
| 35 | D-5519 | Hex Bolt - 1/2 x 3 1/4 Lg | 1 | | | | |
| 36 | W-498 | Hex Bolt - 5/8 x 1 3/4 Lg | 24 | | | | |
| 37 | W-63 | Hex Bolt - 3/4 x 3 Lg | 2 | | | | |
| 38 | D-5256 | Hex Bolt - 3/4 x 4 Lg | 1 | | | | |
| 39 | C18757 | Washer - Retaining | 1 | | | | |
| 40 | W-525 | Lockwasher - 1/2 | 1 | | | | |

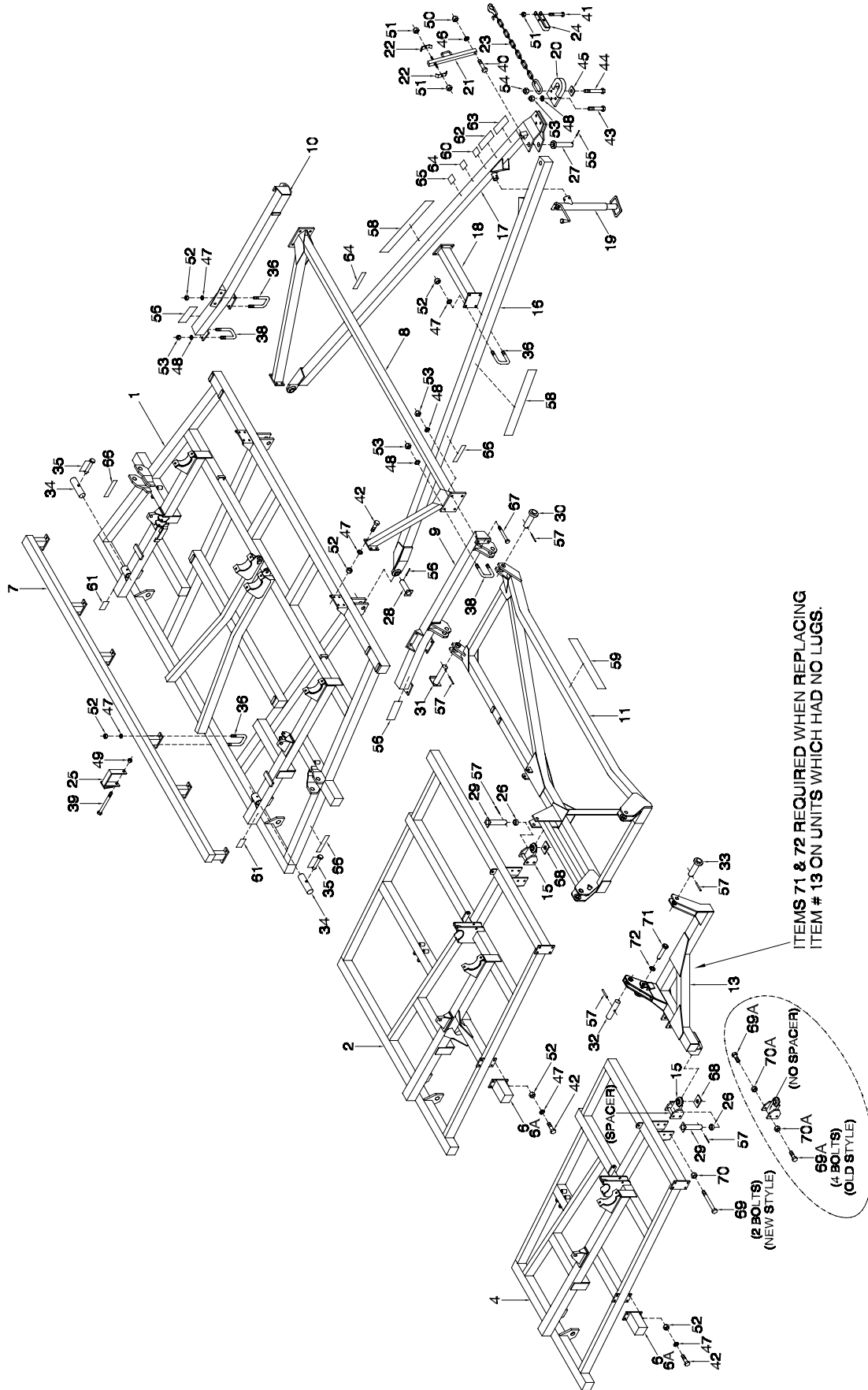
| Machine Sizes Available with 32 Base Unit | | | |
|---|---------|---------|-----------|
| | 12 | 10 | 9 |
| | Spacing | Spacing | Spacing |
| Base Unit | 32 ft | 34 ft | 32-1/2 ft |
| Ext.Stubs#4 (C26217) | 34 ft | - | 34 ft |
| Ext.Stubs#4A (C26219) | - | 36 ft | - |
| Ext.Stubs #4 (C26218) | 36 ft | - | 35-1/2 ft |
| Ext.Stubs #4AA (C26218) | - | 38 ft | - |

Frame Assembly - 3 Frame - 38 ft Frame & Hitch

| Item | Part No. | Description | Qty | Item | Part No. | Description | Qty |
|------|----------|--|-----|------|----------|---|-----|
| 1 | C26000 | Frame - Main - 15 ft Wide Transport | 1 | 41 | W-526 | Lockwasher - 5/8 | 44 |
| 2 | C26088 | Frame - Right 12 ft Large Wing | 1 | 42 | W-527 | Lockwasher - 3/4 | 14 |
| 3 | C26089 | Frame - Left 12 ft Large Wing | 1 | 43 | W-512 | Hex Nut - 1/4 | 1 |
| 4 | C26217 | Extension Stub - 9 & 12 Spacing (Optional) | 2 | 44 | W-516 | Hex Nut - 1/2 | 1 |
| 4A | C26219 | Extension Stub - 10 Spacing (Optional) | 2 | 45 | F-3405 | Locknut - 1/2 Unitorque | 3 |
| 5 | C26218 | Extension Stub - 9, 10 & 12 Spacing (Optional) | 2 | 46 | W-517 | Hex Nut - 5/8 | 44 |
| 6 | C26605 | Brace Tube | 1 | 47 | W-518 | Hex Nut - 3/4 | 14 |
| 7 | C26147 | Hitch Brace - Right | 1 | 48 | D-5273 | Locknut - 3/4 Unitorque | 1 |
| 8 | C26146 | Hitch Brace - Left | 1 | 49 | D-5244 | Spiral Pin - 1/4 x 2 HBK | 1 |
| 9 | C26176 | Hitch Truss - Right 12 ft Large Wing | 1 | 50 | J12281 | Spiral Pin - 5/16 x 2 | 2 |
| 10 | C26177 | Hitch Truss - Left 12 ft Large Wing | 1 | 51 | T-5245 | Spiral Pin - 3/8 x 2 1/2 HBK | 6 |
| 11 | C26312 | Hitch Clevis - Wing | 2 | 52 | C-3902 | Decal - "MORRIS" | 2 |
| 12 | C26282 | Hitch Pole - Right | 1 | 53 | C26240 | Decal - "Concept 2000" | 2 |
| 13 | C26281 | Hitch Pole - Left | 1 | 54 | C-4262 | Decal - Caution | 1 |
| 14 | C21631 | Brace - Cross | 1 | 55 | F-4644 | Decal - Caution "Transport Locks" | 2 |
| 15 | S39391 | Hitch Jack - 2TMX-15-0X | 1 | 56 | C13704 | Decal - Danger "Falling Wings" | 3 |
| 16 | C-4438 | Clevis - Ring Type | 1 | 57 | N24301 | Decal - Caution "Read Manual" | 1 |
| 17 | C26323 | Hose Holder | 1 | 58 | C13705 | Decal - Warning "Keep Off" | 1 |
| 18 | C26321 | Clamp Plate - Hose Holder | 2 | 59 | C31201 | Decal - Warning "Road Regulations" | 1 |
| 19 | C18761 | Chain - Safety - 1/2 P-7 AG - 40,000 lb | 1 | 60 | N34477 | Reflector (Amber) | 4 |
| 20 | C18758 | Support - Safety Chain | 1 | 61 | C26697 | Hex Bolt - 3/4 x 6 1/2 Lg Gr8 | 4 |
| 21 | W-1598 | Bracket - Slow Moving Vehicle Sign | 1 | 62 | C32031 | Hex Bolt - 5/8 x 7 Lg Gr8 (New Style) | 4 |
| 22 | C26335 | Spacer Bushing - 2 OD x 1406 ID x 2 1/8 Lg | 2 | 62A | D12164 | Hex Bolt - 5/8 x 2 Lg Gr8 (Old Style) | 8 |
| 23 | F-3645 | Pin - Upper Cylinder - 1 x 5 1/4 UL | 1 | 63 | W14434 | Serrated Locknut - 5/8 (New Style) | 4 |
| 24 | C18531 | Pin - 1 3/8 x 3 5/8 UL | 2 | 63A | W14434 | Serrated Locknut - 5/8 (Old Style) | 8 |
| 25 | C26316 | Pin - 1 3/8 x 5 5/8 UL | 2 | 64 | C44713R | Decal - Important -RUS (Not Shown) | 1 |
| 26 | C21213 | Pin - Hinge - 1 1/2 x 4 1/8 UL | 2 | 65 | C44736R | Decal - Leveling - Concept -RUS (Not Shown) | 1 |
| 27 | C26151 | Pin - Hinge - 1 1/2 x 4 3/4 UL | 2 | | | | |
| 28 | C26414 | Pin - Transport Lock - 1 1/2 x 7 1/2 Lg | 2 | | | | |
| 29 | C13447 | Pin - Quick - 5/16 | 2 | | | | |
| 30 | C-219 | U-Bolt - 5/8 x 4 x 5 9/16 | 8 | | | | |
| 31 | C18639 | U-Bolt - 5/8 x 4 x 6 1/2 | 2 | | | | |
| 32 | C-5561 | U-Bolt - 3/4 x 4 x 5 9/16 | 4 | | | | |
| 33 | W-1599 | Hex Bolt - 1/4 x 4 1/2 Lg | 1 | | | | |
| 34 | W-490 | Hex Bolt - 1/2 x 2 1/2 Lg | 1 | | | | |
| 35 | D-5519 | Hex Bolt - 1/2 x 3 1/4 Lg | 1 | | | | |
| 36 | W-498 | Hex Bolt - 5/8 x 1 3/4 Lg | 24 | | | | |
| 37 | W-63 | Hex Bolt - 3/4 x 3 Lg | 2 | | | | |
| 38 | D-5256 | Hex Bolt - 3/4 x 4 Lg | 1 | | | | |
| 39 | C18757 | Washer - Retaining | 1 | | | | |
| 40 | W-525 | Lockwasher - 1/2 | 1 | | | | |

| Machine Sizes Available with 38 Base Unit | | | |
|---|---------|---------|-----------|
| | 12 | 10 | 9 |
| | Spacing | Spacing | Spacing |
| Base Unit | 38 ft | 41 ft | 38-1/2 ft |
| With Ext. Stubs#4 (C26217) | 40 ft | - | 40 ft |
| With Ext. Stubs#4A (C26219) | - | 43 ft | - |
| With Ext. Stubs #4 (C26218) | 42 ft | - | 41-1/2 ft |
| With Ext. Stubs #4AA (C26218) | - | 44 ft | - |

Frame Assembly - 5 Frame 44 ft Frame & Hitch

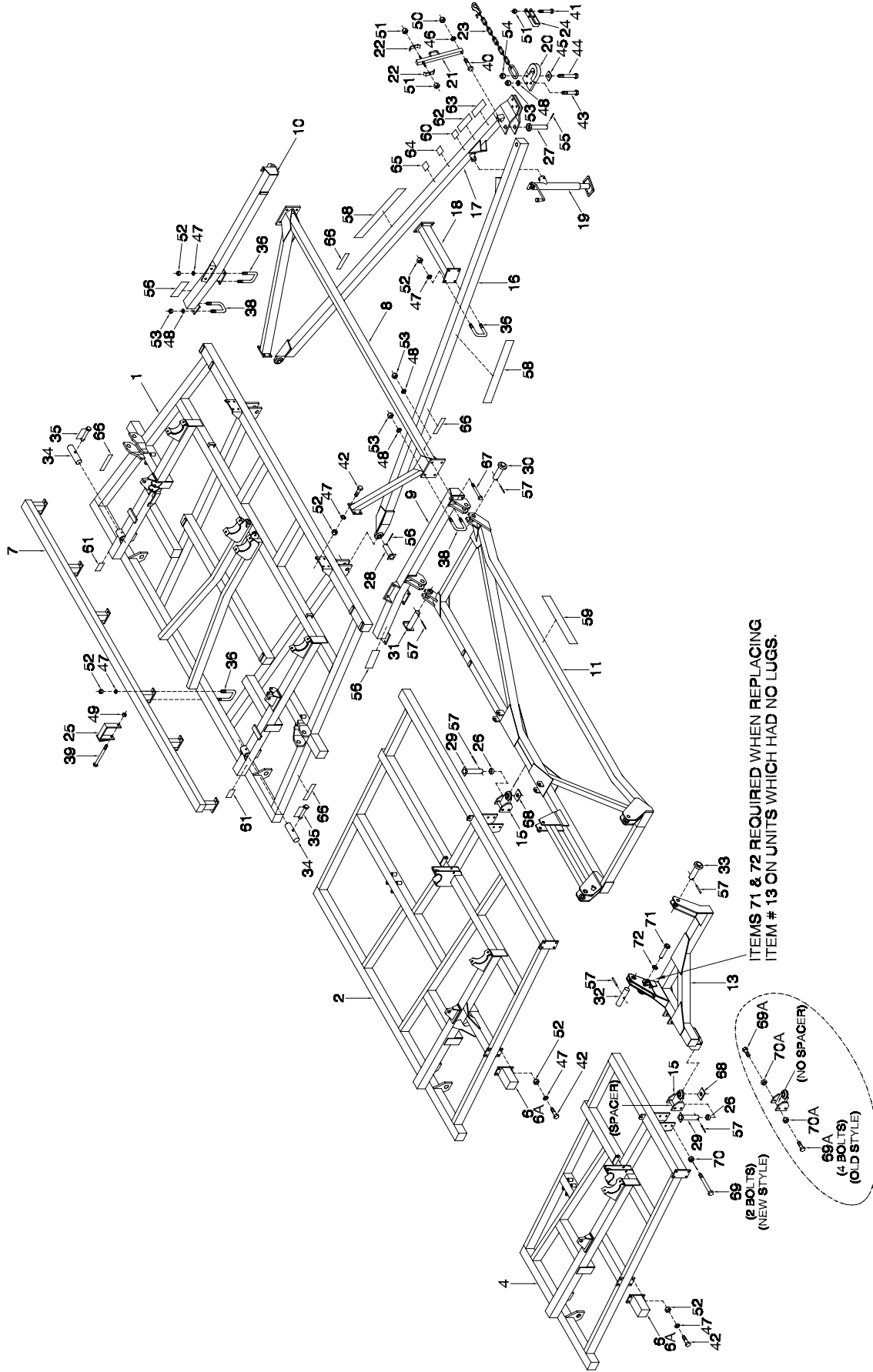


Frame Assembly - 5 Frame - 44 ft Frame & Hitch

| Item | Part No. | Description | Qty | Item | Part No. | Description | Qty |
|------|----------|---|-----|------|----------|---|-----|
| 1 | C26000 | Frame - Main - 15 ft Wide Transport | 1 | 44 | D-5256 | Hex Bolt - 3/4 x 4 Lg | 1 |
| 2 | C26275 | Frame - Right 9 ft Medium Wing | 1 | 45 | C18757 | Washer - Retaining | 1 |
| 3 | C26276 | Frame - Left 9 ft Medium Wing - Not Shown | 1 | 46 | W-525 | Lockwasher - 1/2 | 5 |
| 4 | C26286 | Frame - Right 6 ft Short Wing | 1 | 47 | W-526 | Lockwasher - 5/8 | 52 |
| 5 | C26287 | Frame - Left 6 ft Short Wing - Not Shown | 1 | 48 | W-527 | Lockwasher - 3/4 | 14 |
| 6 | C26217 | Extension Stub (9 & 12 Spacing-Optional) | 2 | 49 | W-512 | Hex Nut - 1/4 | 1 |
| 6A | C26219 | Extension Stub (10 Spacing-Optional) | 2 | 50 | W-516 | Hex Nut - 1/2 | 5 |
| 7 | C26860 | Truss Bar - 5 Frame | 1 | 51 | F-3405 | Locknut - 1/2 Unitorque | 3 |
| 8 | C26605 | Brace Tube | 1 | 52 | W-517 | Hex Nut - 5/8 | 52 |
| 9 | C26609 | Hitch Brace - Right | 1 | 53 | W-518 | Hex Nut - 3/4 | 14 |
| 10 | C26608 | Hitch Brace - Left | 1 | 54 | D-5273 | Locknut - 3/4 Unitorque | 1 |
| 11 | C26729 | Truss - Right Inner (9&12 Spacing) | 1 | 55 | D-5244 | Spiral Pin - 1/4 x 2 HBK | 1 |
| 12 | C26731 | Truss - Right Inner (10 Spacing) | 1 | 56 | J12281 | Spring Pin - 5/16 x 2 | 2 |
| 13 | C26728 | Truss - Left Inner - Not Shown (9&12 Spacing) | 1 | 57 | T-5245 | Spiral Pin - 3/8 x 2 1/2 HBK | 12 |
| 14 | C26730 | Truss - Left Inner - Not Shown (10 Spacing) | 1 | 58 | C-3902 | Decal - "MORRIS" | 2 |
| 15 | C26762 | Truss - Right Outer (9&12 Spacing) | 1 | 59 | C-26240 | Decal - "Concept 2000" | 2 |
| 16 | C26764 | Truss - Right Outer (10 Spacing) | 1 | 60 | C-4262 | Decal - Caution | 1 |
| 17 | C26761 | Truss - Left Outer - Not Shown (9&12 Spacing) | 1 | 61 | F-4644 | Decal - Caution "Transport Locks" | 2 |
| 18 | C26763 | Truss - Left Outer - Not Shown (10 Spacing) | 1 | 62 | C13704 | Decal - Danger "Falling Wings" | 3 |
| 19 | C26312 | Hitch Clevis - Wing | 4 | 63 | N24301 | Decal - Caution "Read Manual" | 1 |
| 20 | C26282 | Hitch Pole - Right | 1 | 64 | C13705 | Decal - Warning "Keep Off" | 1 |
| 21 | C26281 | Hitch Pole - Left | 1 | 65 | C31201 | Decal - Warning "Road Regulations" | 1 |
| 22 | S39391 | Brace - Cross | 1 | 66 | N34477 | Reflector (Amber) | 4 |
| 23 | C-4438 | Hitch Jack - 2TMX-15-0X | 1 | 67 | C26697 | Hex Bolt - 3/4 x 6 1/2 Lg | 4 |
| 24 | C26323 | Clevis - Ring Type | 1 | 68 | C26903 | Spacer Plate | 4 |
| 25 | C26321 | Hose Holder | 1 | 69 | C32031 | Hex Bolt - 5/8 x 7 Lg Gr8 (New Style) | 8 |
| 26 | C18761 | Clamp Plate - Hose Holder | 2 | 70 | D12164 | Hex Bolt - 5/8 x 2 Lg Gr8 (Old Style) | 16 |
| 27 | C18758 | Chain - Safety - 1/2 P-7 AG - 40,000 lb | 1 | 70A | W14434 | Serrated Locknut - 5/8 (New Style) | 8 |
| 28 | W-1598 | Support - Safety Chain | 1 | 71 | S13261 | Serrated Locknut - 5/8 (Old Style) | 16 |
| 29 | C26615 | Bracket - Slow Moving Vehicle Sign | 1 | 72 | F-4490 | Pin - 1 x 5/8 UL | 2 |
| 30 | F-3645 | Spacer Bushing - 2 OD x 1406 ID x 3/8 Lg | 4 | 73 | C44713R | Flatwasher - 1 - (1/4 Thick) | 2 |
| 31 | C26616 | Pin - Upper Cylinder - 1 x 5 1/4 UL | 1 | 74 | C44736R | Decal - Important -RUS (Not Shown) | 1 |
| 32 | C18531 | Pin - 1 3/8 x 3 5/8 UL | 2 | | | Decal - Leveling - Concept -RUS (Not Shown) | 1 |
| 33 | C26616 | Pin - 1 3/8 x 4 1/2 UL | 2 | | | | |
| 34 | C21213 | Pin - Hinge - 1 1/2 x 4 1/8 UL | 2 | | | | |
| 35 | C26151 | Pin - Hinge - 1 1/2 x 4 3/4 UL | 2 | | | | |
| 36 | C16602 | Pin - Centre Hole - 1 1/4 x 4 Lg | 2 | | | | |
| 37 | C14714 | Pin - Hinge - 1 1/4 x 4 1/8 UL | 2 | | | | |
| 38 | C26414 | Pin - Transport Lock - 1 1/2 x 7 1/2 Lg | 2 | | | | |
| 39 | C13447 | Pin - Quick - 5/16 | 2 | | | | |
| 40 | C-2119 | U-Bolt - 5/8 x 4 x 5 9/16 | 14 | | | | |
| 41 | C-5561 | U-Bolt - 3/4 x 4 x 5 9/16 | 4 | | | | |
| 42 | W-1599 | Hex Bolt - 1/4 x 4 1/2 Lg | 1 | | | | |
| 43 | W-490 | Hex Bolt - 1/2 x 2 1/2 Lg | 1 | | | | |
| 44 | D-5519 | Hex Bolt - 1/2 x 3 1/4 Lg | 1 | | | | |
| 45 | W-498 | Hex Bolt - 5/8 x 1 3/4 Lg | 24 | | | | |
| 46 | W-63 | Hex Bolt - 3/4 x 3 Lg | 2 | | | | |

| Machine Sizes Available with 44 Base Unit | | | |
|---|---------|-----------|-----------|
| | 12 | 10 | 9 |
| | Spacing | Spacing | Spacing |
| Base Unit | 44 ft | 47-1/2 ft | 44-1/2 ft |
| Ext:Stubs#6 (C26217) | 46 ft | - | 46 ft |
| Ext:Stubs#6A (C26219) | - | 49 ft | - |

Frame Assembly - 5 Frame 50 ft Frame & Hitch Reg Duty



ITEMS 71 & 72 REQUIRED WHEN REPLACING
ITEM # 13 ON UNITS WHICH HAD NO LUGS.

(2 BOLTS)
(NEW STYLE)

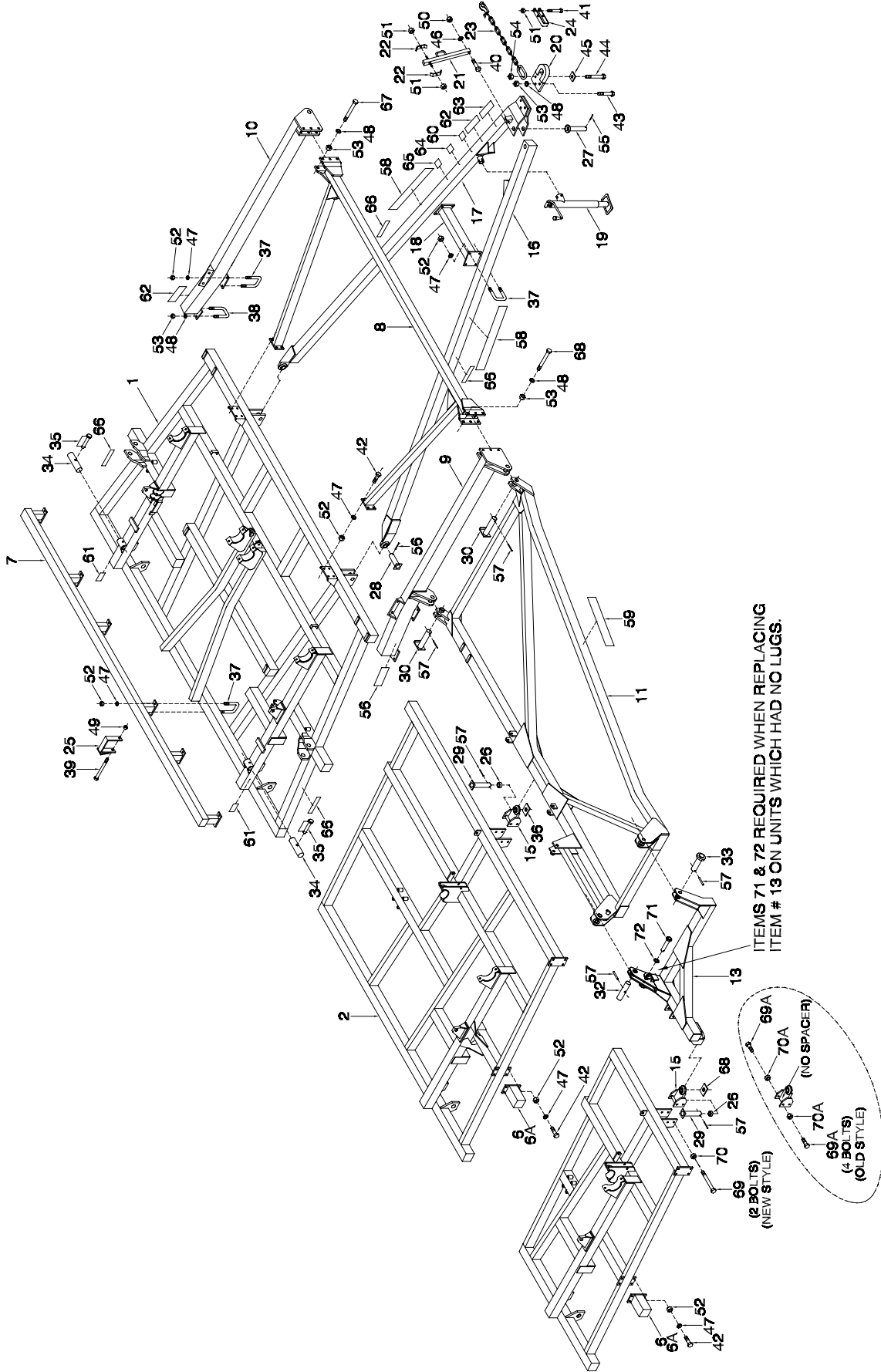
(4 BOLTS)
(OLD STYLE)

Frame Assembly - 5 Frame - 50 ft Frame & Hitch Reg Duty

| Item | Part No. | Description | Qty | Item | Part No. | Description | Qty |
|------|----------|---|-----|------|----------|---|-----|
| 1 | C26000 | Frame - Main - 15 ft Wide Transport | 1 | 44 | D-5256 | Hex Bolt - 3/4 x 4 Lg | 1 |
| 2 | C26088 | Frame - Right 12 ft Large Wing | 1 | 45 | C18757 | Washer - Retaining | 1 |
| 3 | C26089 | Frame - Left 12 ft Large Wing - Not Shown | 1 | 46 | W-525 | Lockwasher - 1/2 | 5 |
| 4 | C26286 | Frame - Right 6 ft Short Wing | 1 | 47 | W-526 | Lockwasher - 5/8 | 52 |
| 5 | C26287 | Frame - Left 6 ft Short Wing - Not Shown | 1 | 48 | W-527 | Lockwasher - 3/4 | 14 |
| 6 | C26217 | Extension Stub - 9 & 12 Spacing (Optional) | 2 | 49 | W-512 | Hex Nut - 1/4 | 1 |
| 6A | C26219 | Extension Stub - 10 Spacing (Optional) | 2 | 50 | W-516 | Hex Nut - 1/2 | 5 |
| 7 | C26860 | Truss Bar - 5 Frame | 1 | 51 | F-3405 | Locknut - 1/2 Unitorque | 3 |
| 8 | C26605 | Brace Tube | 1 | 52 | W-517 | Hex Nut - 5/8 | 52 |
| 9 | C26609 | Hitch Brace - Right | 1 | 53 | W-518 | Hex Nut - 3/4 | 14 |
| 10 | C26608 | Hitch Brace - Left | 1 | 54 | D-5273 | Locknut - 3/4 Unitorque | 1 |
| 11 | C26497 | Truss - Right Inner (9&12 Spacing) | 1 | 55 | D-5244 | Spiral Pin - 1/4 x 2 HBK | 1 |
| 12 | C26733 | Truss - Right Inner (10 Spacing) | 1 | 56 | J12281 | Spring Pin - 5/16 x 2 | 2 |
| 13 | C26498 | Truss - Left Inner - Not Shown (9&12 Spacing) | 1 | 57 | T-5245 | Spiral Pin - 3/8 x 2 1/2 HBK | 12 |
| 14 | C26732 | Truss - Left Inner - Not Shown (10 Spacing) | 1 | 58 | C-3902 | Decal - "MORRIS" | 2 |
| 15 | C26762 | Truss - Right Outer (9&12 Spacing) | 1 | 59 | C26240 | Decal - "Concept 2000" | 2 |
| 16 | C26764 | Truss - Right Outer (10 Spacing) | 1 | 60 | C-4262 | Decal - Caution | 1 |
| 17 | C26761 | Truss - Left Outer - Not Shown (9&12 Spacing) | 1 | 61 | F-4644 | Decal - Caution "Transport Locks" | 2 |
| 18 | C26281 | Hitch Pole - Right | 1 | 62 | C13704 | Decal - Danger "Falling Wings" | 3 |
| 19 | C21631 | Hitch Pole - Left | 1 | 63 | N24301 | Decal - Caution "Read Manual" | 1 |
| 20 | S39391 | Brace - Cross | 1 | 64 | C13705 | Decal - Warning "Keep Off" | 1 |
| 21 | C-4438 | Hitch Jack - 2TMX-15-0X | 1 | 65 | C31201 | Decal - Warning "Road Regulations" | 1 |
| 22 | C26323 | Clevis - Ring Type | 1 | 66 | N34477 | Reflector (Amber) | 4 |
| 23 | C26321 | Hose Holder | 1 | 67 | C26697 | Hex Bolt - 3/4 x 6 1/2 Lg | 4 |
| 24 | C18761 | Clamp Plate - Hose Holder | 1 | 68 | C26903 | Spacer Plate | 4 |
| 25 | C18758 | Chain - Safety - 1/2 P-7 AG - 40,000 lb | 2 | 69 | C32031 | Hex Bolt - 5/8 x 7 Lg Gr8 (New Style) | 8 |
| 26 | W-1598 | Support - Safety Chain | 1 | 70 | D12164 | Hex Bolt - 5/8 x 2 Lg Gr8 (Old Style) | 16 |
| 27 | C26615 | Bracket - Slow Moving Vehicle Sign | 1 | 70A | W14434 | Serrated Locknut - 5/8 (New Style) | 8 |
| 28 | F-3645 | Spacer Bushing - 2 OD x 1406 ID x 2 1/8 Lg | 4 | 71 | W14434 | Serrated Locknut - 5/8 (Old Style) | 16 |
| 29 | C18531 | Pin - Upper Cylinder - 1 x 5 1/4 UL | 1 | 72 | S13261 | Pin - 1 x 5 5/8 UL | 2 |
| 30 | C26616 | Pin - 1 3/8 x 4 1/2 UL | 2 | 73 | F-4490 | Flatwasher - 1 - (1/4 Thick) | 2 |
| 31 | C21213 | Pin - Hinge - 1 1/2 x 4 1/8 UL | 2 | 74 | C44713R | Decal - Important -RUS (Not Shown) | 1 |
| 32 | C26151 | Pin - Hinge - 1 1/2 x 4 3/4 UL | 2 | | C44736R | Decal - Leveling - Concept -RUS (Not Shown) | 1 |
| 33 | C16602 | Pin - Centre Hole - 1 1/4 x 4 Lg | 2 | | | | |
| 34 | C14714 | Pin - Hinge - 1 1/4 x 4 1/8 UL | 2 | | | | |
| 35 | C26414 | Pin - Transport Lock - 1 1/2 x 7 1/2 Lg | 2 | | | | |
| 36 | C13447 | Pin - Quick - 5/16 | 2 | | | | |
| 38 | C-219 | U-Bolt - 5/8 x 4 x 5 9/16 | 14 | | | | |
| 39 | W-1599 | U-Bolt - 3/4 x 4 x 5 9/16 | 4 | | | | |
| 40 | W-490 | Hex Bolt - 1/4 x 4 1/2 Lg | 1 | | | | |
| 41 | D-5519 | Hex Bolt - 1/2 x 2 1/2 Lg | 1 | | | | |
| 42 | W-498 | Hex Bolt - 1/2 x 3 1/4 Lg | 1 | | | | |
| 43 | W-63 | Hex Bolt - 5/8 x 1 3/4 Lg | 24 | | | | |
| | | Hex Bolt - 3/4 x 3 Lg | 2 | | | | |

| Machine Sizes Available with 50 Base Unit | | | |
|---|------------|------------|-----------|
| | 12 Spacing | 10 Spacing | 9 Spacing |
| Base Unit | 50 ft | 54 ft | 50-1/2 ft |
| With Ext. Stubs#6 (C26217) | 52 ft | - | 52 ft |
| With Ext. Stubs#6A (C26219) | - | 56 ft | - |

Frame Assembly - 5 Frame 50 ft Frame & Hitch HD

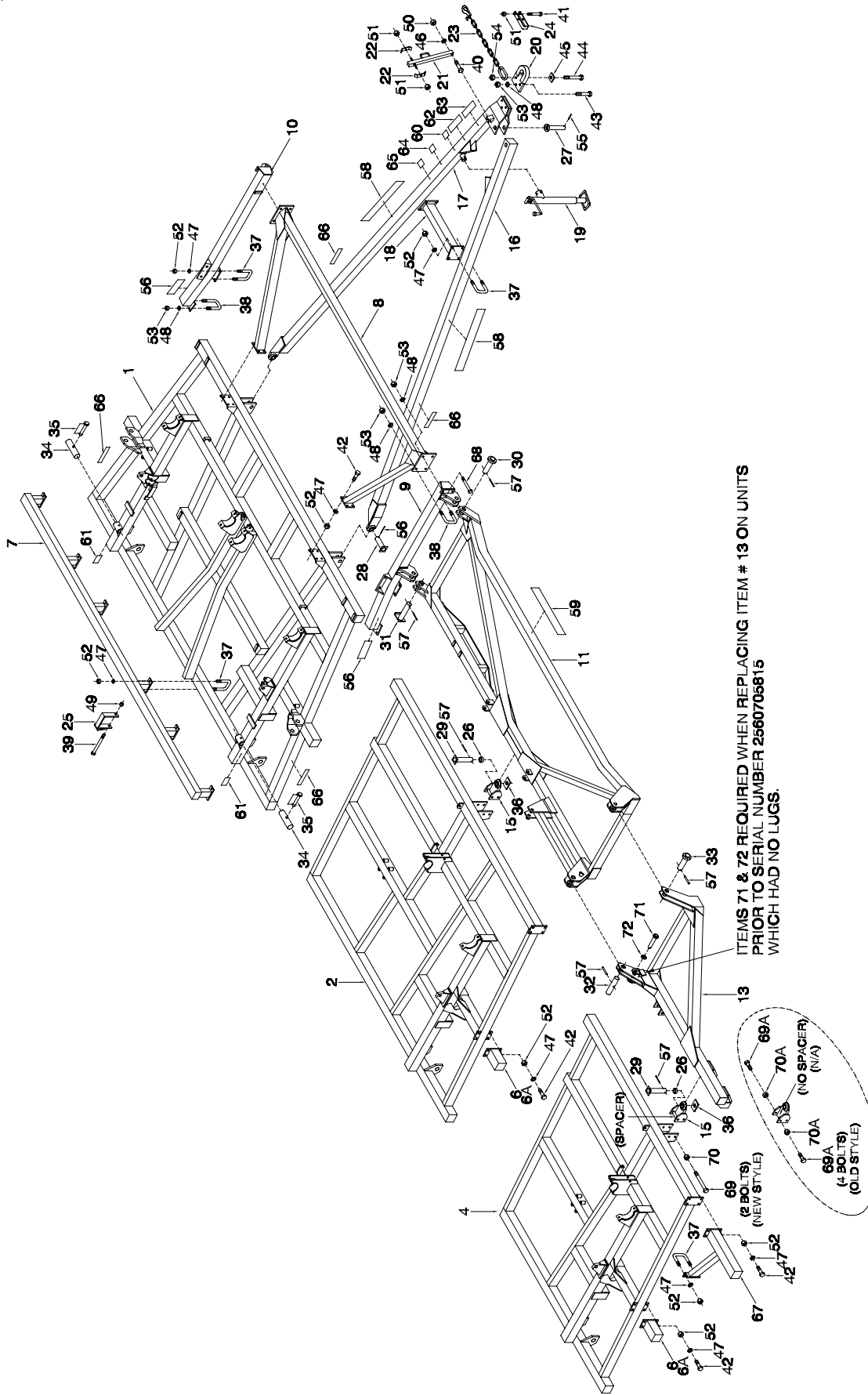


Frame Assembly - 5 Frame - 50 ft Frame & Hitch HD

| Item | Part No. | Description | Qty | Item | Part No. | Description | Qty |
|------|----------|--|-----|------|----------|--|-----|
| 1 | C26000 | Frame - Main - 15 ft Wide Transport | 1 | 43 | W-63 | Hex Bolt - 3/4 x 3 Lg | 2 |
| 2 | C26088 | Frame - Right 12 ft Large Wing | 1 | 44 | D-5256 | Hex Bolt - 3/4 x 4 Lg | 1 |
| 3 | C26089 | Frame - Left 12 ft Large Wing - Not Shown | 1 | 45 | C18757 | Washer - Retaining | 1 |
| 4 | C26275 | Frame - Right 9 ft Medium Wing | 1 | 46 | W-525 | Lockwasher - 1/2 | 1 |
| 5 | C26276 | Frame - Left 9 ft Medium Wing - Not Shown | 1 | 47 | W-526 | Lockwasher - 5/8 | 64 |
| 6 | C26217 | Extension Stub - 9 & 12 Spacing (Optional) | 2 | 48 | W-527 | Lockwasher - 3/4 | 12 |
| 6A | C26219 | Extension Stub - 10 Spacing (Optional) | 2 | 49 | W-512 | Hex Nut - 1/4 | 1 |
| 7 | C26860 | Truss Bar - 5 Frame | 1 | 50 | W-516 | Hex Nut - 1/2 | 1 |
| 8 | C32760 | Brace Tube - HD | 1 | 51 | F-3405 | Locknut - 1/2 Unitorque | 3 |
| 9 | C32758 | Hitch Brace - Right - HD | 1 | 52 | W-517 | Hex Nut - 5/8 | 64 |
| 10 | C32757 | Hitch Brace - Left - HD | 1 | 53 | W-518 | Hex Nut - 3/4 | 12 |
| 11 | C33094 | Truss - Right Inner - HD (9 & 12 Spacing) | 1 | 54 | D-5273 | Locknut - 3/4 Unitorque | 1 |
| 12 | C33096 | Truss - Right Inner - HD (10 Spacing) | 1 | 55 | D-5244 | Spiral Pin - 1/4 x 2 HBK | 1 |
| 13 | C33095 | Truss - Left Inner - HD - Not Shown (9 & 12 Spacing) | 1 | 56 | J12281 | Spiral Pin - 5/16 x 2 | 2 |
| 14 | C33097 | Truss - Left Inner - HD - Not Shown (10 Spacing) | 1 | 57 | T-5245 | Spiral Pin - 3/8 x 2 1/2 HBK | 12 |
| 15 | C26762 | Truss - Right Outer (9 & 12 Spacing) | 1 | 58 | C-3902 | Decal - "MORRIS" | 2 |
| 16 | C26764 | Truss - Right Outer (10 Spacing) | 1 | 59 | C26240 | Decal - "Concept 2000" | 2 |
| 17 | C26761 | Truss - Left Outer - Not Shown (9 & 12 Spacing) | 1 | 60 | C-4262 | Decal - Caution | 1 |
| 18 | C26763 | Truss - Left Outer - Not Shown (10 Spacing) | 1 | 61 | F-4644 | Decal - Caution "Transport Locks" | 2 |
| 19 | C26312 | Hitch Clevis - Wing (Requires New Style Item 68) | 4 | 62 | C13704 | Decal - Danger "Falling Wings" | 3 |
| 20 | C26282 | Hitch Pole - Right | 1 | 63 | N24301 | Decal - Caution "Read Manual" | 1 |
| 21 | C26281 | Hitch Pole - Left | 1 | 64 | C13705 | Decal - Warning "Keep Off" | 1 |
| 22 | C21631 | Brace - Cross | 1 | 65 | C31201 | Decal - Warning "Road Regulations" | 1 |
| 23 | S39391 | Hitch Jack - 2TMX-15-0X | 1 | 66 | N34477 | Reflector (Amber) | 4 |
| 24 | C-4438 | Clevis - Ring Type | 1 | 67 | C26218 | Extension Stub - 9, 10 & 12 Spacing (Optional) | 2 |
| 25 | C26323 | Hose Holder | 1 | 68 | C26697 | Hex Bolt - 3/4 x 6 1/2 Lg | 4 |
| 26 | C26321 | Clamp Plate - Hose Holder | 2 | 69 | C32031 | Hex Bolt - 5/8 x 7 Lg Gr8 (New Style) | 8 |
| 27 | C18761 | Chain - Safety - 1/2 P-7 AG - 40,000 lb | 1 | 69A | D12164 | Hex Bolt - 5/8 x 2 Lg Gr8 (Old Style) | 16 |
| 28 | C18758 | Support - Safety Chain | 1 | 70 | W14434 | Serrated Locknut - 5/8 (New Style) | 8 |
| 29 | W-1598 | Bracket - Slow Moving Vehicle Sign | 1 | 70A | W14434 | Serrated Locknut - 5/8 (Old Style) | 16 |
| 30 | C26615 | Spacer Bushing - 2 OD x 1406 ID x 3/8 Lg | 4 | 71 | S13261 | Pin - 1 x 5 5/8 UL | 2 |
| 31 | F-3645 | Pin - Upper Cylinder - 1 x 5 1/4 UL | 1 | 72 | F-4490 | Flatwasher - 1 - (1/4 Thick) | 2 |
| 32 | C18531 | Pin - 1 3/8 x 3 5/8 UL | 1 | 73 | C44713R | Decal - Important - RUS (Not Shown) | 1 |
| 33 | C26616 | Pin - 1 3/8 x 4 1/2 UL | 2 | 74 | C44736R | Decal - Leveling - Concept-RUS (Not Shown) | 1 |
| 34 | C26950 | Pin - Hinge - 1 1/2 x 5 3/4 UL | 4 | | | | |
| 35 | ***** | Item # not used on drawing | | | | | |
| 36 | C16602 | Pin - Centre Hole - 1 1/4 x 4 Lg | 2 | | | | |
| 37 | C14714 | Pin - Hinge - 1 1/4 x 4 1/8 UL | 2 | | | | |
| 38 | C26414 | Pin - Transport Lock - 1 1/2 x 7 1/2 Lg | 2 | | | | |
| 39 | C13447 | Pin - Quick - 5/16 | 2 | | | | |
| 40 | C26903 | Spacer Plate | 4 | | | | |
| 41 | C-219 | U-Bolt - 5/8 x 4 x 5 9/16 | 16 | | | | |
| 42 | C-5561 | U-Bolt - 3/4 x 4 x 5 9/16 | 2 | | | | |
| 43 | W-1599 | Hex Bolt - 1/4 x 4 1/2 Lg | 1 | | | | |
| 44 | W-490 | Hex Bolt - 1/2 x 2 1/2 Lg | 1 | | | | |
| 45 | D-5519 | Hex Bolt - 1/2 x 3 1/4 Lg | 1 | | | | |
| 46 | W-498 | Hex Bolt - 5/8 x 1 3/4 Lg | 32 | | | | |

| Machine Sizes Available with 50 Base Unit | | | |
|---|---------------|---------------|--------------|
| | 12 Spacing | 10 Spacing | 9 Spacing |
| Base Unit | 50 ft | 54 ft | 50-1/2 ft |
| With Ext.Stubs#6 (C26217) | 52 ft | - | 52 ft |
| With Ext.Stubs#6A (C26219) | - | 56 ft | - |

Frame Assembly - 5 Frame 56 ft Frame & Hitch Reg Duty

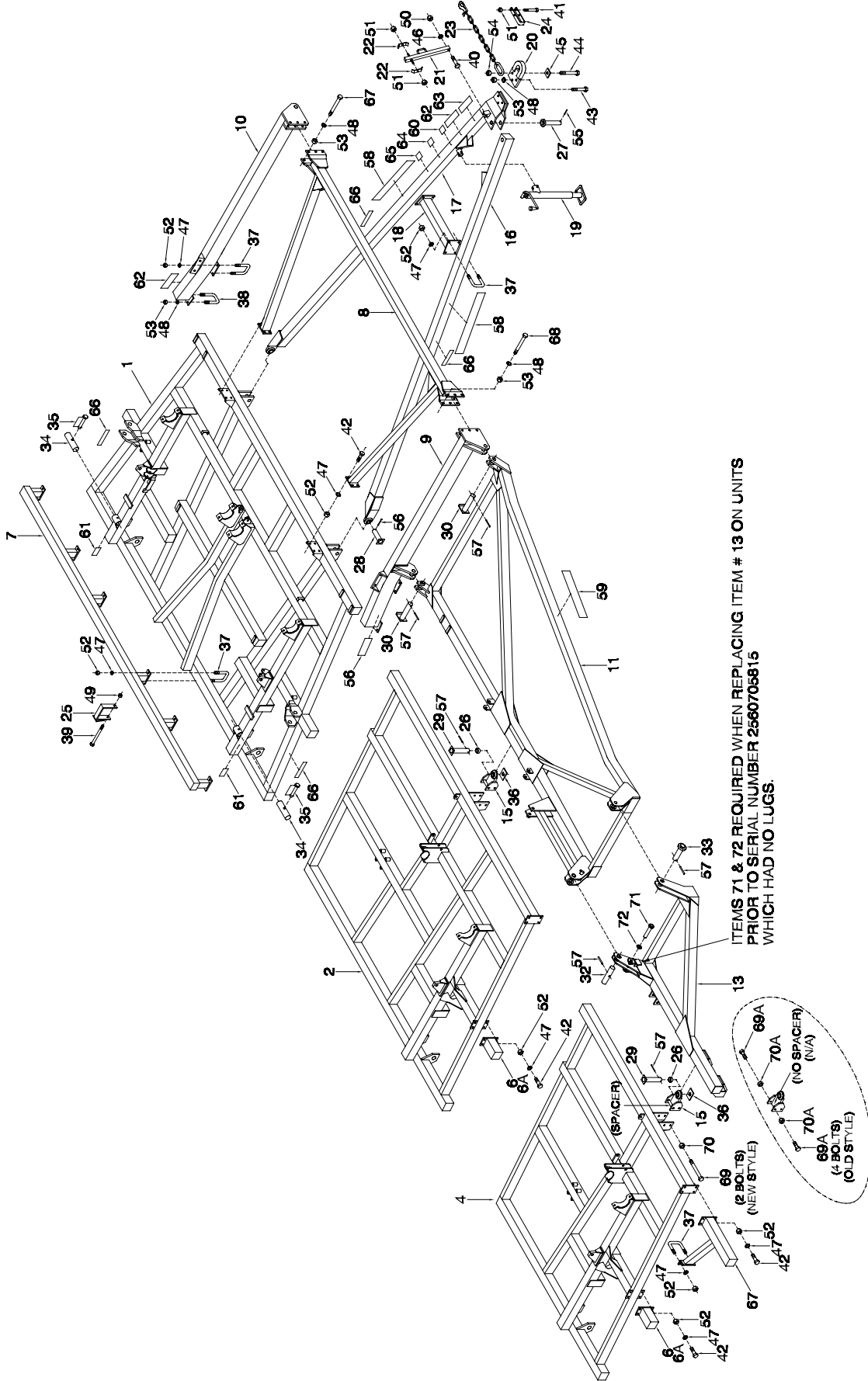


Frame Assembly - 5 Frame - 56 ft Frame & Hitch Reg Duty

| Item | Part No. | Description | Qty | Item | Part No. | Description | Qty |
|------|----------|--|-----|------|----------|--|-----|
| 1 | C26000 | Frame - Main - 15 ft Wide Transport | 1 | 45 | C18757 | Washer - Retaining | 1 |
| 2 | C26088 | Frame - Right 12 ft Large Wing | 1 | 46 | W-525 | Lockwasher - 1/2 | 1 |
| 3 | C26089 | Frame - Left 12 ft Large Wing - Not Shown | 1 | 47 | W-526 | Lockwasher - 5/8 | 64 |
| 4 | C26275 | Frame - Right 9 ft Medium Wing | 1 | 48 | W-527 | Lockwasher - 3/4 | 14 |
| 5 | C26276 | Frame - Left 9 ft Medium Wing - Not Shown | 1 | 49 | W-512 | Hex Nut - 1/4 | 1 |
| 6 | C26217 | Extension Stub - 9 & 12 Spacing (Optional) | 2 | 50 | W-516 | Hex Nut - 1/2 | 1 |
| 6A | C26219 | Extension Stub - 10 Spacing (Optional) | 2 | 51 | F-3405 | Locknut - 1/2 Unitorque | 3 |
| 7 | C26860 | Truss Bar - 5 Frame | 1 | 52 | W-517 | Hex Nut - 5/8 | 64 |
| 8 | C26605 | Brace Tube - Regular | 1 | 53 | W-518 | Hex Nut - 3/4 | 14 |
| 9 | C26609 | Hitch Brace - Right - Regular | 1 | 54 | D-5273 | Locknut - 3/4 Unitorque | 1 |
| 10 | C26608 | Hitch Brace - Left - Regular | 1 | 55 | D-5244 | Spiral Pin - 1/4 x 2 HBK | 1 |
| 11 | C26497 | Truss - Right Inner (9 & 12 Spacing) | 1 | 56 | J12281 | Spring Pin - 5/16 x 2 | 2 |
| 12 | C26733 | Truss - Right Inner (10 Spacing) | 1 | 57 | T-5245 | Spiral Pin - 3/8 x 2 1/2 HBK | 12 |
| 13 | C26498 | Truss - Left Inner - Not Shown (9 & 12 Spacing) | 1 | 58 | C-3902 | Decal - "MORRIS" | 2 |
| 14 | C26564 | Truss - Left Inner - Not Shown (10 Spacing) | 1 | 59 | C26240 | Decal - "Concept 2000" | 2 |
| 15 | C26565 | Truss - Right Outer | 1 | 60 | C-4262 | Decal - Caution | 1 |
| 16 | C26312 | Hitch Clevis - Wing (Requires New Style Item 68) | 4 | 61 | F-4644 | Decal - Caution "Transport Locks" | 2 |
| 17 | C26282 | Hitch Pole - Right | 1 | 62 | C13704 | Decal - Danger "Falling Wings" | 3 |
| 18 | C26281 | Hitch Pole - Left | 1 | 63 | N24301 | Decal - Caution "Read Manual" | 1 |
| 19 | S39391 | Brace - Cross | 1 | 64 | C13705 | Decal - Warning "Keep Off" | 1 |
| 20 | C-4438 | Clevis - Ring Type | 1 | 65 | C31201 | Decal - Warning "Road Regulations" | 1 |
| 21 | C26323 | Hose Holder | 1 | 66 | N34477 | Reflector (Amber) | 4 |
| 22 | C26321 | Clamp Plate - Hose Holder | 1 | 67 | C26218 | Extension Stub - 9, 10 & 12 Spacing (Optional) | 2 |
| 23 | C18761 | Chain - Safety - 1/2 P-7 AG - 40,000 lb | 1 | 68 | C26697 | Hex Bolt - 3/4 x 6 1/2 Lg | 4 |
| 24 | C18758 | Support - Safety Chain | 2 | 69 | C32031 | Hex Bolt - 5/8 x 7 Lg Gr8 (New Style) | 8 |
| 25 | W-1598 | Bracket - Slow Moving Vehicle Sign | 1 | 69A | D12164 | Hex Bolt - 5/8 x 2 Lg Gr8 (Old Style) | 16 |
| 26 | C26615 | Spacer Bushing - 2 OD x 1406 ID x 3/8 Lg | 4 | 70 | W14434 | Serrated Locknut - 5/8 (New Style) | 8 |
| 27 | F-3645 | Pin - Upper Cylinder - 1 x 5 1/4 UL | 1 | 70A | W14434 | Serrated Locknut - 5/8 (Old Style) | 16 |
| 28 | C18531 | Pin - 1 3/8 x 3 5/8 UL | 2 | 71 | S13261 | Pin - 1 x 5 5/8 UL | 2 |
| 29 | C26616 | Pin - 1 3/8 x 4 1/2 UL | 2 | 72 | F-4490 | Flatwasher - 1 - (1/4 Thick) | 2 |
| 30 | C21213 | Pin - Hinge - 1 1/2 x 4 1/8 UL | 2 | 73 | C44713R | Decal - Important - RUS (Not Shown) | 1 |
| 31 | C26151 | Pin - Hinge - 1 1/2 x 4 3/4 UL | 2 | 74 | C44736R | Decal - Leveling - Concept-RUS (Not Shown) | 1 |
| 32 | C16602 | Pin - Centre Hole - 1 1/4 x 4 Lg | 2 | | | | |
| 33 | C14714 | Pin - Hinge - 1 1/4 x 4 1/8 UL | 2 | | | | |
| 34 | C26414 | Pin - Transport Lock - 1 1/2 x 7 1/2 Lg | 2 | | | | |
| 35 | C13447 | Pin - Quick - 5/16 | 2 | | | | |
| 36 | C26903 | Spacer Plate | 4 | | | | |
| 37 | C-2193 | U-Bolt - 5/8 x 4 x 5 9/16 | 16 | | | | |
| 38 | C-5561 | U-Bolt - 3/4 x 4 x 5 9/16 | 4 | | | | |
| 39 | W-1599 | Hex Bolt - 1/4 x 4 1/2 Lg | 1 | | | | |
| 40 | W-490 | Hex Bolt - 1/2 x 2 1/2 Lg | 1 | | | | |
| 41 | D-5519 | Hex Bolt - 1/2 x 3 1/4 Lg | 1 | | | | |
| 42 | W-498 | Hex Bolt - 5/8 x 1 3/4 Lg | 32 | | | | |
| 43 | W-63 | Hex Bolt - 3/4 x 3 Lg | 2 | | | | |
| 44 | D-5256 | Hex Bolt - 3/4 x 4 Lg | 1 | | | | |

| Machine Sizes Available with 56 Base Unit | | | |
|---|------------|------------|-----------|
| | 12 Spacing | 10 Spacing | 9 Spacing |
| Base Unit | 56 ft | 61 ft | 56-1/2 ft |
| Ext.Stubs#6 (C26217) | 58 ft | - | 58 ft |
| Ext.Stubs#6A (C26219) | - | 62-1/2 ft | - |
| Ext.Stubs#6B (C26218) | 60 ft | - | 59-1/2 ft |
| Ext.Stubs#6A & #66 (C26218) | - | 64 ft | - |

Frame Assembly - 5 Frame 56 ft Frame & Hitch HD



ITEMS 71 & 72 REQUIRED WHEN REPLACING ITEM # 13 ON UNITS
PRIOR TO SERIAL NUMBER 2560705815
WHICH HAD NO LUGS.

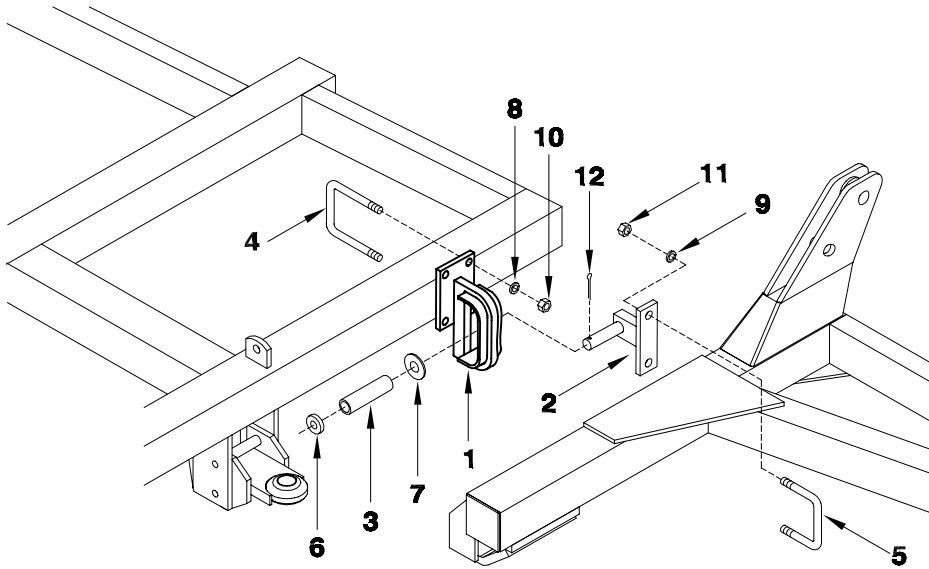
Frame Assembly - 5' Frame - 56' Frame & Hitch HD

| Item | Part No. | Description | Qty | Item | Part No. | Description | Qty |
|------|----------|--|-----|------|----------|--|-----|
| 1 | C26000 | Frame - Main - 15 ft Wide Transport | 1 | 45 | C18757 | Washer - Retaining | 1 |
| 2 | C26088 | Frame - Right 12 ft Large Wing | 1 | 46 | W-525 | Lockwasher - 1/2 | 1 |
| 3 | C26089 | Frame - Left 12 ft Large Wing - Not Shown | 1 | 47 | W-526 | Lockwasher - 5/8 | 64 |
| 4 | C26275 | Frame - Right 9 ft Medium Wing | 1 | 48 | W-527 | Lockwasher - 3/4 | 12 |
| 5 | C26276 | Frame - Left 9 ft Medium Wing - Not Shown | 1 | 49 | W-512 | Hex Nut - 1/4 | 1 |
| 6 | C26217 | Extension Stub - 9 & 12 Spacing (Optional) | 2 | 50 | W-516 | Hex Nut - 1/2 | 1 |
| 6A | C26219 | Extension Stub - 10 Spacing (Optional) | 2 | 51 | F-3405 | Locknut - 1/2 Unitorque | 3 |
| 7 | C26860 | Truss Bar - 5 Frame | 1 | 52 | W-517 | Hex Nut - 5/8 | 64 |
| 8 | C32760 | Brace Tube - HD | 1 | 53 | W-518 | Hex Nut - 3/4 | 12 |
| 9 | C32758 | Hitch Brace - Right - HD | 1 | 54 | D-5273 | Locknut - 3/4 Unitorque | 1 |
| 10 | C32757 | Hitch Brace - Left - HD | 1 | 55 | D-5244 | Spiral Pin - 1/4 x 2 HBK | 1 |
| 11 | C33094 | Truss - Right Inner - HD (9 & 12 Spacing) | 1 | 56 | J12281 | Spring Pin - 5/16 x 2 | 2 |
| 12 | C33096 | Truss - Right Inner - HD (10 Spacing) | 1 | 57 | T-5245 | Spiral Pin - 3/8 x 2 1/2 HBK | 12 |
| 13 | C33095 | Truss - Left Inner - HD - Not Shown (9 & 12 Spacing) | 1 | 58 | C-3902 | Decal - "MORRIS" | 2 |
| 14 | C33097 | Truss - Left Inner - HD - Not Shown (10 Spacing) | 1 | 59 | C26240 | Decal - "Concept 2000" | 2 |
| 15 | C26564 | Truss - Right Outer | 1 | 60 | C-4262 | Decal - Caution | 1 |
| 16 | C26565 | Truss - Left Outer - Not Shown | 1 | 61 | F-4644 | Decal - Caution "Transport Locks" | 2 |
| 17 | C26312 | Hitch Clevis - Wing (Requires New Style Item 68) | 4 | 62 | C13704 | Decal - Danger "Falling Wings" | 3 |
| 18 | C26282 | Hitch Pole - Right | 1 | 63 | N24301 | Decal - Caution "Read Manual" | 1 |
| 19 | C26281 | Hitch Pole - Left | 1 | 64 | C13705 | Decal - Warning "Keep Off" | 1 |
| 20 | C21631 | Brace - Cross | 1 | 65 | C31201 | Decal - Warning "Road Regulations" | 1 |
| 21 | S39391 | Hitch Jack - 2TMX-15-0X | 1 | 66 | N34477 | Reflector (Amber) | 4 |
| 22 | C-4438 | Clevis - Ring Type | 1 | 67 | C26218 | Extension Stub - 9, 10 & 12 Spacing (Optional) | 2 |
| 23 | C26323 | Hose Holder | 1 | 68 | C26697 | Hex Bolt - 3/4 x 6 1/2 Lg | 4 |
| 24 | C26321 | Clamp Plate - Hose Holder | 2 | 69 | C32031 | Hex Bolt - 5/8 x 7 Lg Gr8 (New Style) | 8 |
| 25 | C18758 | Chain - Safety - 1/2 P-7 AG - 40,000 lb | 1 | 69A | D12164 | Hex Bolt - 5/8 x 2 Lg Gr8 (Old Style) | 16 |
| 26 | W-1598 | Support - Safety Chain | 1 | 70 | W14434 | Serrated Locknut - 5/8 (New Style) | 8 |
| 27 | C26615 | Bracket - Slow Moving Vehicle Sign | 1 | 70A | W14434 | Serrated Locknut - 5/8 (Old Style) | 16 |
| 28 | F-3645 | Spacer Bushing - 2 OD x 1406 ID x 3/8 Lg | 4 | 71 | S13261 | Pin - 1 x 5 5/8 UL | 2 |
| 29 | C18531 | Pin - Upper Cylinder - 1 x 5 1/4 UL | 1 | 72 | F-4490 | Flatwasher - 1 - (1/4 Thick) | 2 |
| 30 | C26616 | Pin - 1 3/8 x 3 5/8 UL | 2 | 73 | C44713R | Decal - Important - RUS (Not Shown) | 1 |
| 31 | ***** | Pin - Hinge - 1 1/2 x 5 3/4 UL | 2 | 74 | C44736R | Decal - Leveling - Concept-RUS (Not Shown) | 1 |
| 32 | C16602 | Item # not used on drawing | 4 | | | | |
| 33 | C14714 | Pin - Centre Hole - 1 1/4 x 4 Lg | 2 | | | | |
| 34 | C26414 | Pin - Hinge - 1 1/4 x 4 1/8 UL | 2 | | | | |
| 35 | C13447 | Pin - Transport Lock - 1 1/2 x 7 1/2 Lg | 2 | | | | |
| 36 | C26903 | Pin - Quick - 5/16 | 2 | | | | |
| 37 | C-2193 | Spacer Plate | 4 | | | | |
| 38 | C-5561 | U-Bolt - 5/8 x 4 x 5 9/16 | 16 | | | | |
| 39 | W-1599 | U-Bolt - 3/4 x 4 x 5 9/16 | 2 | | | | |
| 40 | W-490 | Hex Bolt - 1/4 x 4 1/2 Lg | 1 | | | | |
| 41 | D-5519 | Hex Bolt - 1/2 x 2 1/2 Lg | 1 | | | | |
| 42 | W-498 | Hex Bolt - 1/2 x 3 1/4 Lg | 1 | | | | |
| 43 | W-63 | Hex Bolt - 5/8 x 1 3/4 Lg | 32 | | | | |
| 44 | D-5256 | Hex Bolt - 3/4 x 3 Lg | 2 | | | | |
| | | Hex Bolt - 3/4 x 4 Lg | 1 | | | | |

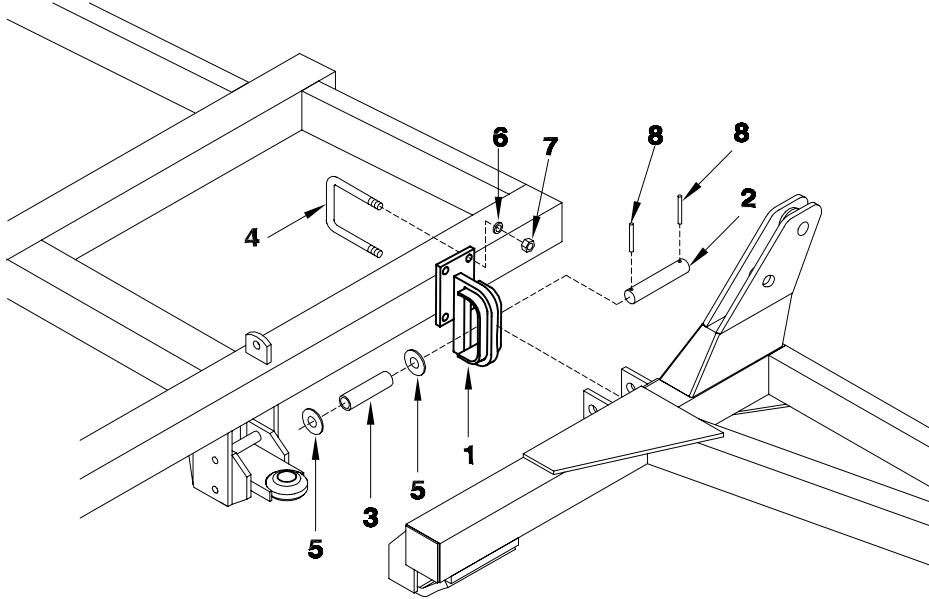
| Machine Sizes Available with 56 Base Unit | | | |
|---|------------|------------|-----------|
| | 12 Spacing | 10 Spacing | 9 Spacing |
| Base Unit | 56 ft | 61 ft | 56-1/2 ft |
| Ext.Stubs#6 (C26217) | 58 ft | - | 58 ft |
| Ext.Stubs#6A (C26219) | - | 62-1/2 ft | - |
| Ext.Stubs#6B (C26218) | 60 ft | - | 59-1/2 ft |
| Ext.Stubs#6A & #66 (C26218) | - | 64 ft | - |

Stabilizer Assembly - 5 Frame 44 ft & 50 ft Hitch Stabilizer

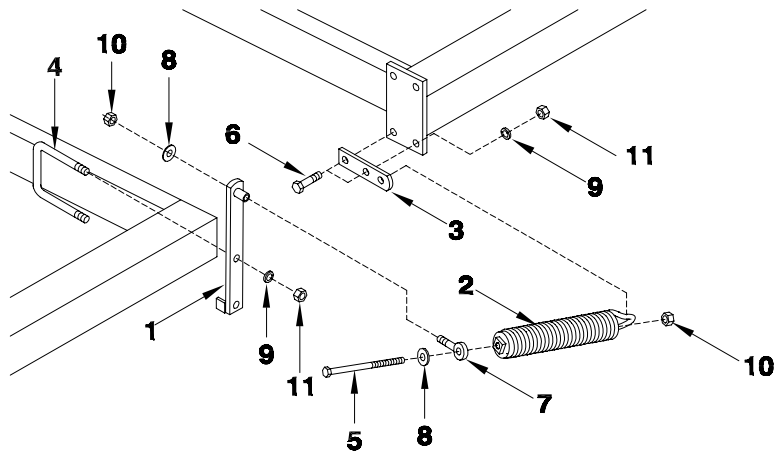
ROLLER BRACKET - BOLT-ON



ROLLER BRACKET - WELDED ON LUGS



SPRING STABILIZER

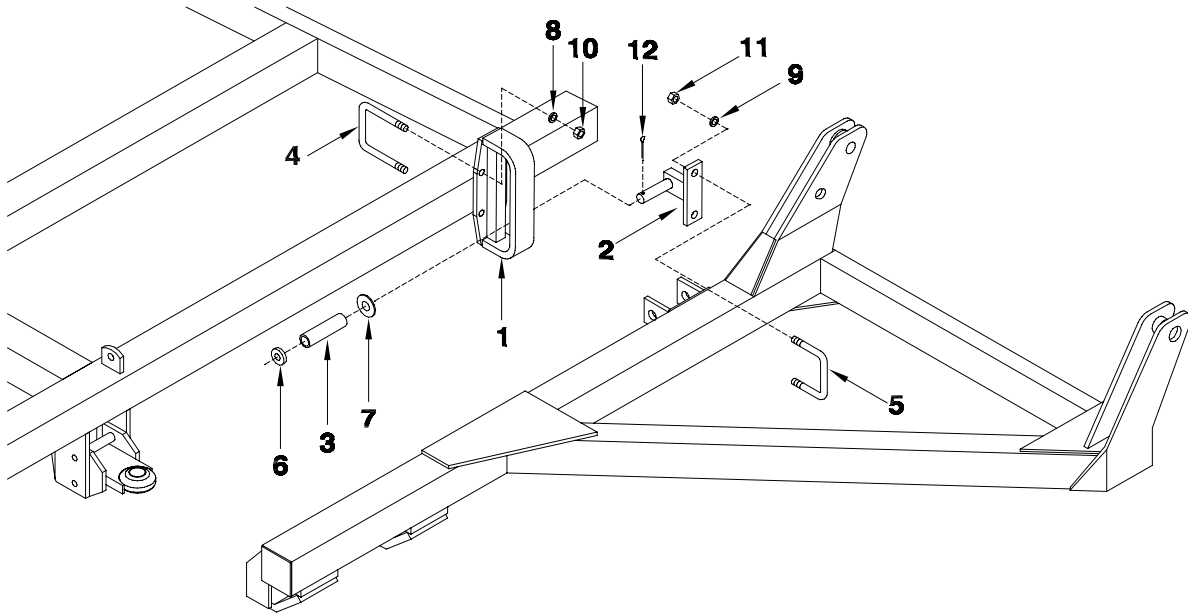


Stabilizer Assembly - 5 Frame - 44 ft & 50 ft Hitch Stabilizer

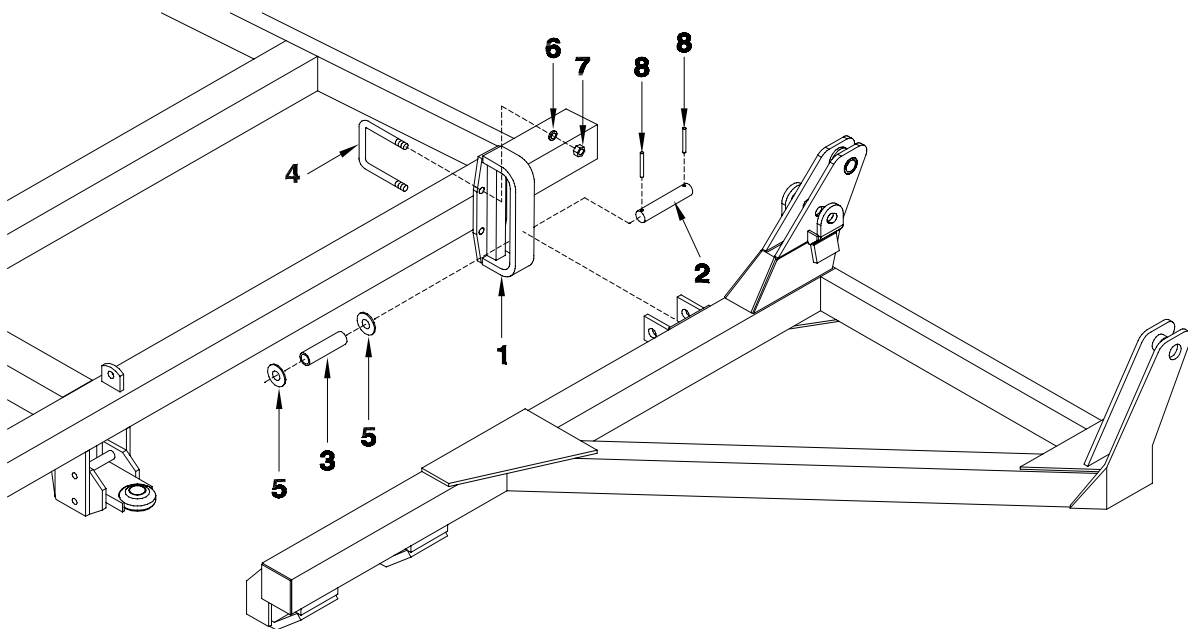
| Item | Part No. | Description | Qty |
|---|----------|---|-----|
| Roller Bracket - Bolt-On | | | |
| 1 | C26928 | Slotted Plate | 2 |
| 2 | C26929 | Roller Bracket | 2 |
| 3 | C26925 | Bushing - 1.031 ID x 1.5 OD x 2 7/8 Lg Nylitron Rod | 2 |
| 4 | C-219 | U-Bolt - 5/8 x 4 x 5 9/16 | 4 |
| 5 | C-5561 | U-Bolt - 3/4 x 4 x 5 9/16 | 2 |
| 6 | C32316 | Spacer - 1 ID x 1 1/2 OD | 2 |
| 7 | F-3515 | Washer - 1.031 ID x 1.75 OD x 0.188 Thick | 2 |
| 8 | W-526 | Lockwasher - 5/8 | 8 |
| 9 | W-527 | Lockwasher - 3/4 | 4 |
| 10 | W-517 | Hex Nut - 5/8 | 8 |
| 11 | W-518 | Hex Nut - 3/4 | 4 |
| 12 | W-535 | Cotter Pin - 1/4 x 1 1/2 Lg | 2 |
| Roller Bracket with Welded on Lugs | | | |
| 1 | C26928 | Slotted Plate | 2 |
| 2 | C33099 | Roller Pin - 1 x 6 1/8 UL | 2 |
| 3 | C33150 | Bushing - 1.031 ID x 1.5 OD x 3 7/8 Lg Nylitron Rod | 2 |
| 4 | C-219 | U-Bolt - 5/8 x 4 x 5 9/16 | 4 |
| 5 | F-3515 | Washer - 1.031 ID x 1.75 OD x 0.188 Thick | 4 |
| 6 | W-526 | Lockwasher - 5/8 | 8 |
| 7 | W-517 | Hex Nut - 5/8 | 8 |
| 8 | S-4781 | Spring Pin - 1/4 x 1 1/2 | 4 |
| Spring Stabilizer | | | |
| 1 | C26927 | Spring Bracket | 2 |
| 2 | C26918 | Spring | 2 |
| | C-3408 | Spring Plug | 2 |
| 3 | C26919 | Spring Plate | 2 |
| 4 | C-219 | U-Bolt - 5/8 x 4 x 5 9/16 | 2 |
| 5 | C26953 | Bolt - 1/2 x 8 | 2 |
| 6 | W-499 | Bolt - 5/8 x 2 | 4 |
| 7 | S22666 | Eye Bolt - 1/2 | 2 |
| 8 | S-1925 | Flatwasher - 1/2 | 4 |
| 9 | W-526 | Lockwasher - 5/8 | 8 |
| 10 | F-3405 | Lock Nut - 1/2 | 4 |
| 11 | W-517 | Hex Nut - 5/8 | 8 |
| | C32207 | Spring Assembly (Includes items 2 and 10) | |

Stabilizer Assembly - 5 Frame 56 ft Hitch Stabilizer

ROLLER BRACKET - BOLT-ON



ROLLER BRACKET - WELDED ON LUGS



Stabilizer Assembly - 5 Frame - 56 ft Hitch Stabilizer

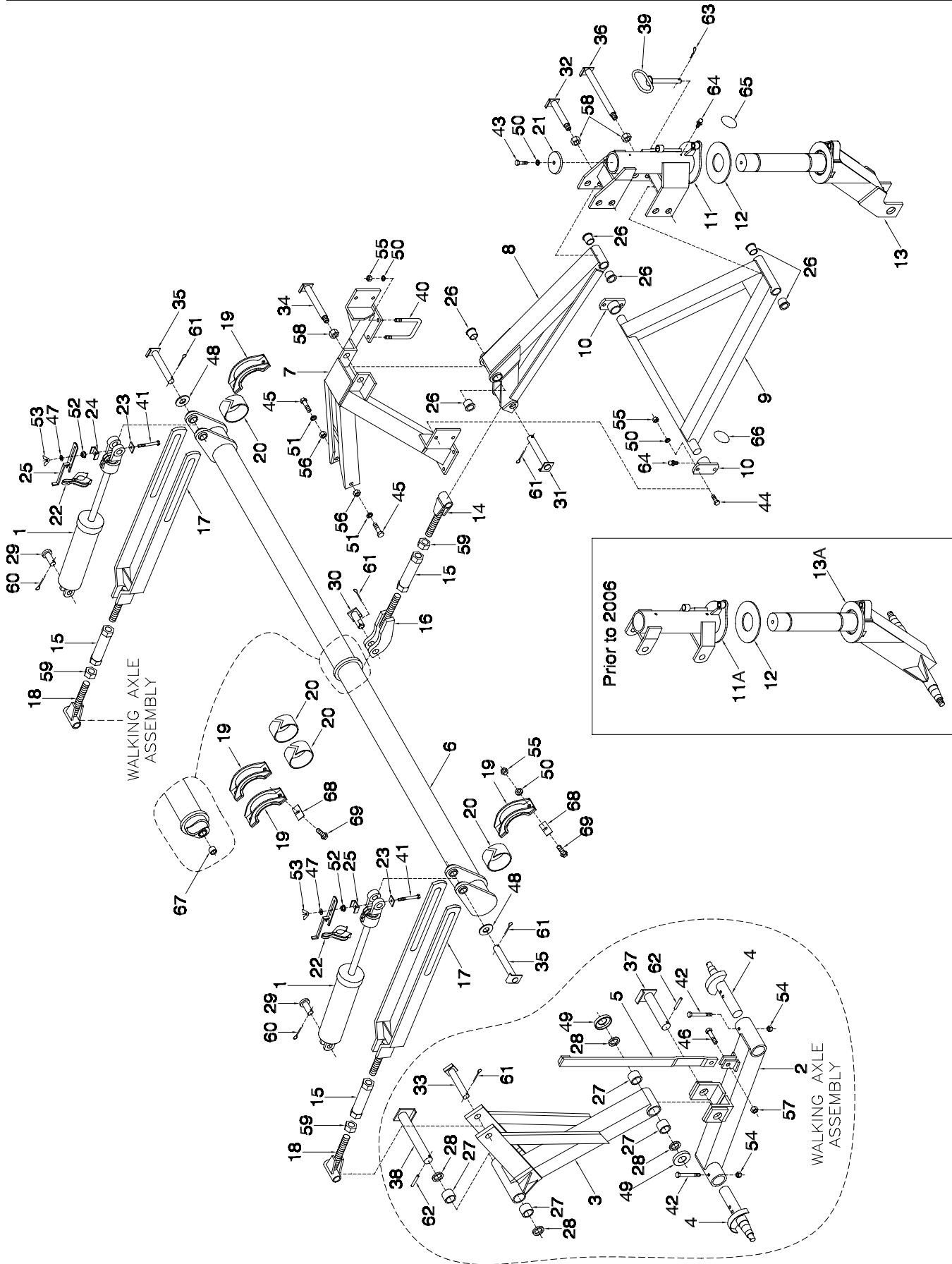
| Item | Part No. | Description | Qty |
|---|----------|---|-----|
| Roller Bracket - Bolt-On | | | |
| 1 | C32319 | Slotted Plate | 2 |
| 2 | C26929 | Roller Bracket | 2 |
| 3 | C26925 | Bushing - 1.031 ID x 1.5 OD x 2 7/8 Lg Nylitron Rod | 2 |
| 4 | C-219 | U-Bolt - 5/8 x 4 x 5 9/16 | 4 |
| 5 | C-5561 | U-Bolt - 3/4 x 4 x 5 9/16 | 2 |
| 6 | C32316 | Spacer - 1 ID x 1 1/2 OD | 2 |
| 7 | F-3515 | Washer - 1.031 ID x 1.75 OD x 0.188 Thick | 2 |
| 8 | W-526 | Lockwasher - 5/8 | 8 |
| 9 | W-527 | Lockwasher - 3/4 | 4 |
| 10 | W-517 | Hex Nut - 5/8 | 8 |
| 11 | W-518 | Hex Nut - 3/4 | 4 |
| 12 | W-535 | Cotter Pin - 1/4 x 1 1/2 Lg | 2 |
| Roller Bracket with Welded on Lugs | | | |
| 1 | C32319 | Slotted Plate | 2 |
| 2 | C33099 | Roller Pin - 1 x 6 1/8 UL | 2 |
| 3 | C33150 | Bushing - 1.031 ID x 1.5 OD x 3 7/8 Lg Nylitron Rod | 2 |
| 4 | C-219 | U-Bolt - 5/8 x 4 x 5 9/16 | 4 |
| 5 | F-3515 | Washer - 1.031 ID x 1.75 OD x 0.188 Thick | 4 |
| 6 | W-526 | Lockwasher - 5/8 | 8 |
| 7 | W-517 | Hex Nut - 5/8 | 8 |
| 8 | S-4781 | Spiral Pin - 1/4 x 1 1/2 | 4 |

Section 2: Depth Control Assembly

Section Contents

| | |
|-----------------------------------|-----|
| Main - 3 Frame Machines | 2-2 |
| Main - 5 Frame Machines | 2-4 |
| Wing - 3 & 5 Frame Machines | 2-6 |

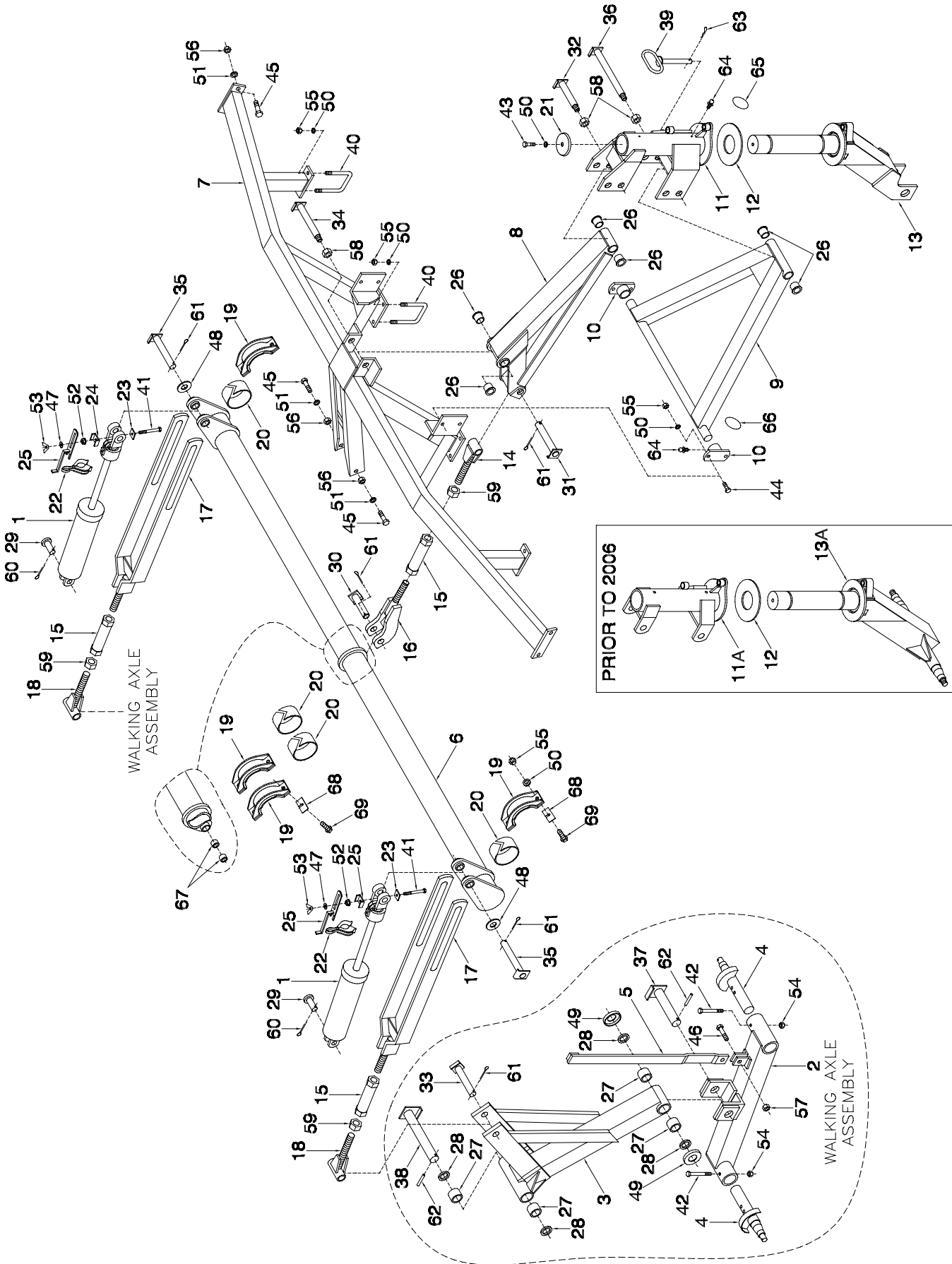
Depth Control Assembly Main - 3 Frame Machines



Depth Control Assembly - Main - 3 Frame Machines

| Item | Part No. | Description | Qty |
|------|----------|---|-----|
| 1 | C26300 | Cylinder - 4 x 12 Lg w/1 3/8 Shaft - GBP | 2 |
| 2 | C26068 | Walking Beam Right - HD (32 ft, 38 ft Base) (Requires New Style Item 37) | 1 |
| | C26035 | Walking Beam Right - Reg (23 ft, 26 ft, 29 ft Base) (Requires New Style Item 37) | 1 |
| 2A | C26069 | Walking Beam Left - HD (32 ft, 38 ft Base) (Requires New Style Item 37) | 1 |
| | C26036 | Walking Beam Left - Reg (23 ft, 26 ft, 29 ft Base) (Requires New Style Item 37) | 1 |
| 3 | C26037 | Axle Beam w/Bearings (4 x 4 Tube) (32ft, 38ft Base) | 2 |
| | C26684 | Axle Beam w/Bearings (3 x 4 Tube) (23ft, 26ft, 29ft Base) | 2 |
| 4 | C26674 | Spindle - Regular Duty (32ft, 38ft Base) | 4 |
| | C26260 | Spindle - Light Duty (23ft, 26ft, 29ft Base) | 4 |
| 5 | C26433 | Restrictor Bar - Main | 2 |
| 6 | C26070 | Torque Tube - Main - 15ft Wide (26ft, 32ft, 38ft Base) | 1 |
| | C26197 | Torque Tube - Main - 12ft Wide (23ft, 29ft Base) | 1 |
| 7 | C26055 | Depth Tower - Main | 1 |
| 8 | C23036 | Link - Upper - Main (Requires New Style Item 31) | 1 |
| | C26063 | Link - Lower - Main | 1 |
| 9 | S22328 | Pivot Bracket | 2 |
| 10 | C26071 | Bracket - Castor (Prior to 2006) | 1 |
| 11 | S32550 | Plate - Wear | 1 |
| 11A | C26322 | Castor Fork - Main - Dual (Prior to 2006) | 1 |
| 12 | N19423 | Castor Fork - Main - Dual | 1 |
| 13 | S32548 | Castor Fork - Front Link - RH | 1 |
| 13A | S22338 | Castor Fork - Front Link - LH (Old Style) (See S/N# List) | 1 |
| 14 | C26200 | Body - Short Turnbuckle | 3 |
| 15 | S22212 | Clevis - Front Link - LH (New Style) | 1 |
| 16 | C32381 | Clevis - Front Link - LH (Old Style) (See S/N# List) | 1 |
| | C26201 | Strap - Rear Link - Main - RH | 2 |
| 17 | C26252 | Clevis - Rear Link - LH | 2 |
| 18 | C26258 | Clamp Plate - Torque Tube - HD | 4 |
| 19 | C33161 | Nylon Wear Strip (Item # 68 may be required) | 4 |
| 20 | C26271 | Cap | 1 |
| 21 | C18781 | Spacer - Cylinder Stroke - Aluminum (Optional) | 2 |
| 22 | S25999 | Washer - Clevis | 2 |
| 23 | C26416 | Guide - Collar Lock | 2 |
| 24 | C26417 | Strap - Collar Lock | 2 |
| 25 | C26418 | Nylon Bushing - 1 7/8 | 6 |
| 26 | C18510 | Bearing - Garlock - 1 3/4 ID x 1 1/2 Lg | 8 |
| 27 | C26086 | Dust Seal - 2.254 OD x 0.266 Thick | 8 |
| 28 | C26266 | Pin - Lower Cylinder - 1 x 2 1/4 UL | 2 |
| 29 | W-558 | Pin - 1 1/4 x 2 7/8 UL (New Style) | 1 |
| 30 | C32386 | Pin - 1 1/4 x 2 5/8 UL (Old Style)(See S/N# List) | 1 |
| | C26317 | Pin - 1 1/4 x 4 7/8 UL (New Style) | 1 |
| 31 | C32035 | Pin - 1 1/4 x 4 1/8 UL (Old Style) (See S/N# List) | 1 |
| | C26058 | Pin - 1 1/4 x 5 25/32 UL | 1 |
| 32 | C18527 | Pin - 1 1/4 x 6 1/8 UL - Case Hardened | 2 |
| 33 | C26248 | Pin - 1 1/4 x 7 1/32 UL | 1 |
| 34 | C18529 | | |

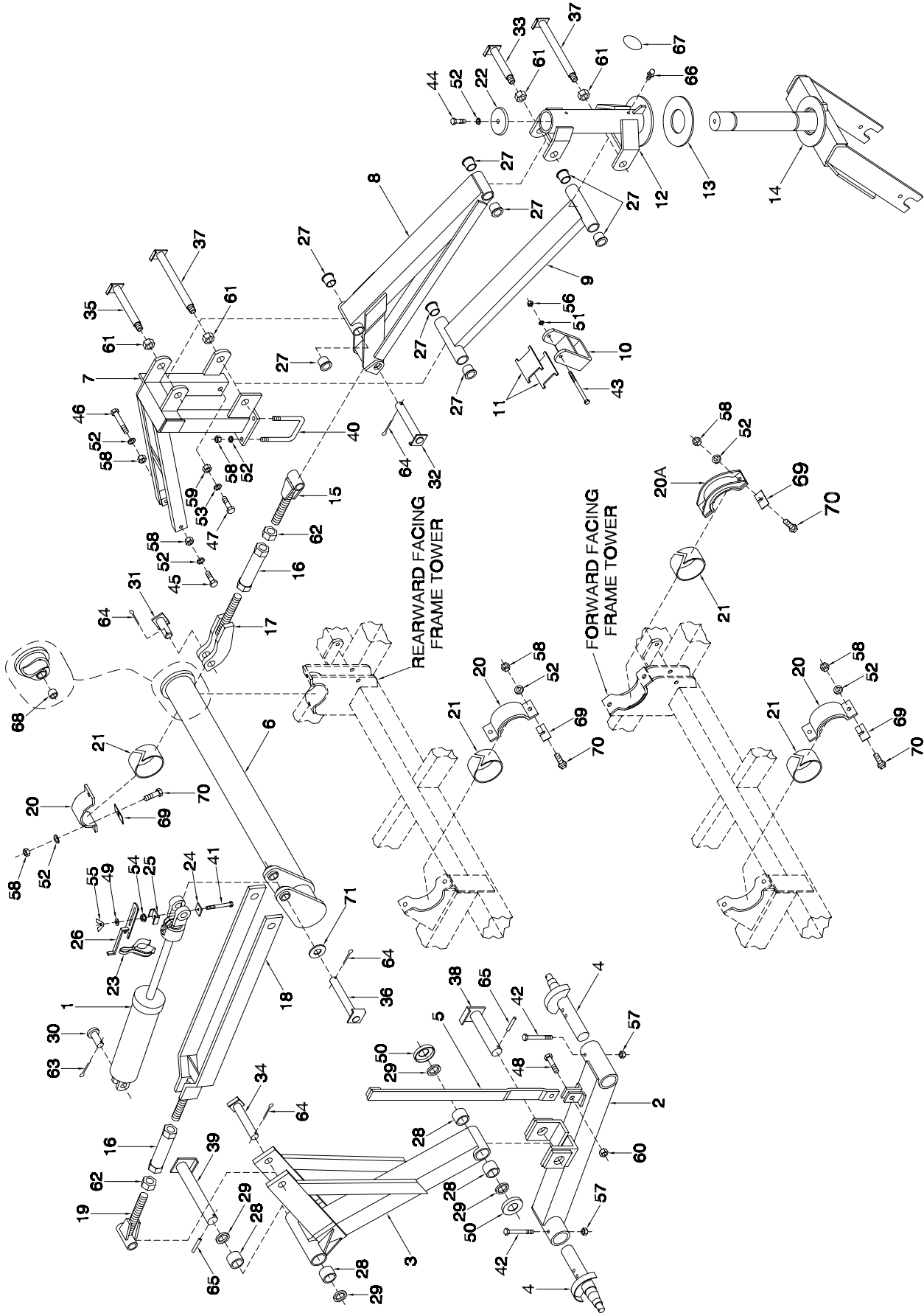
Depth Control Assembly Main - 5 Frame Machines



Depth Control Assembly - Main - 5 Frame Machines

| Item | Part No. | Description | Qty | Item | Part No. | Description | Qty |
|------|----------|--|-----|------|----------|--|-----|
| 1 | C26300 | Cylinder - 4 x 12 Lg w/1 3/8 Shaft - GBP | 2 | 39 | S33404 | Pin - Castor Lock | 1 |
| 2 | C26068 | Beam-Walking - Right (Req New Style Item 37) | 1 | 40 | C-219 | U-Bolt - 5/8 x 4 x 5 9/16 | 6 |
| 2A | C26069 | Beam-Walking - Left (Req New Style Item 37) | 1 | 41 | D-5249 | Hex Bolt - 3/8 x 3 1/4 Lg | 2 |
| 3 | C33510 | Axle Beam w/Bearings - HD (4 x 4 x 3/8Wall Tube) | 2 | 42 | W-495 | Hex Bolt - 1/2 x 4 Lg | 4 |
| 4 | C26274 | Spindle - Heavy Duty | 4 | 43 | W-497 | Hex Bolt - 5/8 x 1 1/2 Lg | 1 |
| 5 | C26433 | Restrictor Bar - Main | 2 | 44 | W-498 | Hex Bolt - 5/8 x 1 3/4 Lg | 4 |
| 6 | C33296 | Torque Tube - Main-HD (Req New Style Items 16 + 30) | 1 | 45 | C-695 | Hex Bolt - 3/4 x 2 Lg | 6 |
| 7 | C26624 | Depth Tower - Main | 1 | 46 | W-509 | Hex Bolt - 3/4 x 2 1/2 Lg | 2 |
| 8 | C32754 | Depth Tower - Main (50 ft & 56 ft Base Unit w/HD Hitch) | 1 | 47 | D-5489 | Flatwasher - 3/8 SAE | 2 |
| 9 | C32036 | Link - Upper - Main | 1 | 48 | D-5499 | Flatwasher - 2 3/4 OD x 1 5/16 ID x 9 Ga | 2 |
| 10 | S22328 | Link - Lower - Main | 1 | 49 | C26082 | Washer - Formed - 1 3/4 ID | 4 |
| 11 | C26071 | Pivot Bracket | 2 | 50 | W-526 | Lockwasher - 5/8 | 25 |
| 11A | S32550 | Bracket - Castor | 1 | 51 | W-527 | Lockwasher - 3/4 | 6 |
| 12 | N19423 | Bracket - Castor (Prior to 2006) | 1 | 52 | D-5279 | Locknut - 3/8 Serrated | 2 |
| 13 | S32548 | Castor Fork - Main - Dual | 1 | 53 | C26227 | Wing Nut - 3/8 | 2 |
| 13A | S22338 | Castor Fork - Main - Dual (44 ft Base) (Prior to 2006) | 1 | 54 | F-3405 | Locknut - 1/2 Unitorque | 4 |
| | C26812 | Castor Fork - Main - Dual - HD (50+56 ft Base) (Prior to 2006) | 1 | 55 | W-517 | Hex Nut - 5/8 | 24 |
| 14 | C26200 | Clevis - Front Link - RH | 1 | 56 | W-518 | Hex Nut - 3/4 | 6 |
| 15 | S22212 | Body - Short Turnbuckle | 1 | 57 | D-5275 | Locknut - 3/4 Nylon Insert | 2 |
| 16 | C33279 | Clevis-Front Link - LH - HD (New Style) | 3 | 58 | D-5274 | Locknut - 1 Unitorque | 3 |
| 17 | C26201 | Clevis - Front Link - LH (Old Style)(See S/N List) | 1 | 59 | P61D20 | Hex Nut - 1 1/4 | 3 |
| 18 | C26252 | Strap - Rear Link - Main - RH | 2 | 60 | W-535 | Cotter Pin - 1/4 x 1 1/2 Lg | 2 |
| 19 | C33161 | Clevis - Rear Link - LH | 2 | 61 | W-4181 | Cotter Pin - 1/4 x 2 1/2 Lg | 6 |
| 20 | C26271 | Clamp Plate - Torque Tube - HD | 4 | 62 | T-5245 | Spiral Pin - 3/8 x 2 1/2 | 4 |
| 21 | C18781 | Nylon Wear Strip (Item # 68 may be required) | 4 | 63 | BW-11 | Hair Pin #8 - 3/16 x 3 3/4 | 1 |
| 22 | S25999 | Cap | 1 | 64 | S-752 | Grease Zerk - 1/4 Straight | 4 |
| 23 | C26416 | Spacer - Cylinder Stroke - Aluminum (Optional) | 2 | 65 | C25810 | Decal - Grease 100 Hrs | 1 |
| 24 | C26417 | Washer - Clevis | 2 | 66 | C25808 | Decal - Grease 10 Hrs | 2 |
| 25 | C26418 | Guide - Collar Lock | 2 | 67 | C26873 | Bushing - 1 5/8 OD x 1 1/4 ID x 1 1/4 Lg | 2 |
| 26 | C18510 | Strap - Collar Lock | 2 | 68 | C26915 | Shim Plate - 16 Ga x 3 | 8 |
| 27 | C26086 | Nylon Bushing - 1 7/8 | 6 | 69 | D12164 | Hex Bolt - 5/8 x 2 Lg Gr8 | 8 |
| 28 | C26266 | Bearing - Garlock - 1 3/4 ID x 1 1/2 Lg | 8 | | | Kit - Stroke Control Spacer (Includes Item 22 Quantity of 6) | |
| 29 | W-558 | Dust Seal - 2.254 OD x 0.266 Thick | 8 | | | Old Style Items REQUIRED Prior to Serial # | |
| 30 | C33292 | Pin - Lower Cylinder - 1 x 2 1/4 UL | 2 | | | 44ft BASE - S/N 2440004432 | |
| 31 | C26317 | Pin - 1 1/4 x 4 1/8 UL (New Style) | 1 | | | 50ft BASE - S/N 2500005051 | |
| 32 | C32035 | Pin - 1 1/4 x 2 5/8 UL (Old Style) (See S/N# List) | 1 | | | 56ft BASE - S/N 2560005629 | |
| 33 | C18527 | Pin - 1 1/4 x 4 7/8 UL - Case Hardened | 1 | | | | |
| 34 | C26248 | Pin - 1 1/4 x 5 25/32 UL | 1 | | | | |
| 35 | C18529 | Pin - 1 1/4 x 6 1/8 UL - Case Hardened | 2 | | | | |
| 36 | C26320 | Pin - 1 1/4 x 7 1/32 UL | 1 | | | | |
| 37 | C18524 | Pin - 1 1/4 x 7 1/2 UL - Case Hardened | 2 | | | | |
| | C18524 | Pin - 1 1/4 x 10 3/32 UL | 1 | | | | |
| | C32388 | Pin - 1 3/4 x 7 5/8 UL (New Style) | 2 | | | | |
| | C26085 | Pin - 1 3/4 x 6 5/8 UL (Old Style)(See S/N List) | 2 | | | | |
| | C26044 | Pin - Axle Pivot - 1 3/4 x 11 3/4 UL | 2 | | | | |

Depth Control Assembly Wing - 3 & 5 Frame Machines



Depth Control Assembly - Wing - 3 & 5 Frame Machines

| Item | Part No. | Description | Qty | Item | Part No. | Description | Qty |
|------|----------|--|-----|------|----------|---|-----|
| 1 | C26301 | HydCylinder - 3 3/4 x 12 Lg - GBP (3 & 5 Frame Inner Wing) | 1 | 36 | C26320 | Pin - 1 1/4 x 7 1/2 UL - Case Hardened | 1 |
| 2 | C26302 | HydCylinder - 3 1/2 x 12 Lg - GBP (5 Frame Outer Wing) | 1 | 37 | C18524 | Pin - 1 1/4 x 10 3/32 UL | 2 |
| 3 | C26303 | Beam-Walking - Rt - Reg (Requires New Style Item 38) | 1 | 38 | C32388 | Pin - 1 3/4 x 7 5/8 UL (New Style) | 1 |
| 4 | C26306 | Beam-Walking - Lt - Reg (Requires New Style Item 38) | 1 | 39 | C26085 | Pin - 1 3/4 x 6 5/8 UL (Old Style) (See S/N List) | 1 |
| 5 | C26684 | Axle Beam w/Garlock Bearings (3 x 4 Tube) | 1 | 40 | C26044 | Pin - Axle Pivot - 1 3/4 x 11 3/4 UL | 1 |
| 6 | C26260 | Spindle - Light Duty | 2 | 41 | C-219 | U-Bolt - 5/8 x 4 x 5 9/16 | 2 |
| 7 | C26434 | Restrictor Bar (5 Frame Inner Wings ONLY) | 1 | 42 | D-5249 | Hex Bolt - 3/8 x 3 1/4 Lg | 1 |
| 8 | C26433 | Restrictor Bar (3 & 5 Frame Outer Wings with LH 755 Trip) | 1 | 43 | W-493 | Hex Bolt - 1/2 x 3 1/2 Lg | 2 |
| 9 | C26539 | Restrictor Bar (3 & 5 Frame Outer Wings with 400 lbTrip) | 1 | 44 | W-995 | Hex Bolt - 1/2 x 6 Lg (3 Frame Models ONLY) | 1 |
| 10 | C26202 | Torque Tube - Right - 12 ft Lg Wing (38 ft, 50 ft Inner, 56 ft Outer) | 1 | 45 | W-497 | Hex Bolt - 5/8 x 1 1/2 Lg | 1 |
| 11 | C26269 | Torque Tube - Right - 9 ft Wing (29 ft, 32 ft, 44 ft Inner, 56 ft Outer) | 1 | 46 | W-498 | Hex Bolt - 5/8 x 1 3/4 Lg | 1 |
| 12 | C26329 | Torque Tube - Right - 6 ft Wing (23 ft, 26 ft, 44 ft Outer, 50 ft Outer) | 1 | 47 | W-503 | Hex Bolt - 5/8 x 3 1/2 Lg | 1 |
| 13 | C26203 | Torque Tube-Lt-12 ft Wing N/Shown (38 ft, 50 ft Inner, 56 ft Inner) | 1 | 48 | BW-10 | Hex Bolt - 3/4 x 1 3/4 Lg | 1 |
| 14 | C26268 | Torque Tube-Lt-9 ft Wing N/Shown (29, 32, 44 ft Inner, 56 ft Outer) | 1 | 49 | W-509 | Hex Bolt - 3/4 x 2 1/2 Lg | 1 |
| 15 | C26328 | Torque Tube-Lt-6 ft Wing N/Shown (23 ft, 26 ft, 44 ft & 50 ft Outer) | 1 | 50 | D-5489 | Flatwasher - 3/8 SAE | 1 |
| 16 | C26136 | Tower - Right Gauge Link | 1 | 51 | C26082 | Flatwasher - Formed - 1 3/4 ID | 2 |
| 17 | C26135 | Tower - Left Gauge Link - Not Shown | 1 | 52 | W-525 | Lockwasher - 1/2 (3 Frame Models ONLY) | 1 |
| 18 | C26063 | Link - Upper - Wing (Requires New Style Item 32) | 1 | 53 | W-526 | Lockwasher - 5/8 | 11 |
| 19 | C26113 | Link - Lower - Wing | 1 | 54 | W-527 | Lockwasher - 3/4 | 1 |
| 20 | C26363 | Spacer Block - Gauge Wheel (3 Frame Models ONLY) | 1 | 55 | D-5279 | Locknut - 3/8 Serrated | 1 |
| 21 | C26642 | Shim Plate (3 Frame Models ONLY) | 2 | 56 | C26227 | Wing Nut - 3/8 | 1 |
| 22 | C17436 | Bracket - Castor | 1 | 57 | W-516 | Hex Nut - 1/2 (3 Frame Models ONLY) | 1 |
| 23 | C18662 | Plate - Wear | 1 | 58 | F-3405 | Locknut - 1/2 Unitorque | 2 |
| 24 | C18657 | Castor Fork | 1 | 59 | W-517 | Hex Nut - 5/8 | 10 |
| 25 | C26200 | Clevis - Front Link - RH | 1 | 60 | W-518 | Hex Nut - 3/4 | 1 |
| 26 | S22212 | Body - Short Turnbuckle | 2 | 61 | D-5275 | Locknut - 3/4 Nylon Insert | 1 |
| 27 | C32381 | Clevis - Front Link - LH (New Style) | 1 | 62 | D-5274 | Locknut - 1 Unitorque | 4 |
| 28 | C26201 | Clevis - Front Link - LH (Old Style) (See S/N List) | 1 | 63 | P61D20 | Hex Nut - 1 1/4 | 2 |
| 29 | C26254 | Strap - Rear Link - Wing - RH | 1 | 64 | W-535 | Cotter Pin - 1/4 x 1 1/2 Lg | 1 |
| 30 | C26258 | Clevis - Rear Link - LH | 1 | 65 | W-4181 | Cotter Pin - 1/4 x 2 1/2 Lg | 4 |
| 31 | C26121 | Clamp Plate - Tube (Rearward Facing Frame Tower) | 2 | 66 | T-5245 | Spiral Pin - 3/8 x 2 1/2 | 2 |
| 32 | C26121 | Clamp Plate - Tube (Forward Facing Frame Tower) | 1 | 67 | S-752 | Grease Zerk - 1/4 Straight | 2 |
| 33 | C33161 | Clamp Plate - Tube-HD (Forward Facing Frame Tower) | 1 | 68 | C25810 | Decal - Grease 100 Hrs | 1 |
| 34 | C26271 | Nylon Wear Strip (Item # 69 may be required) | 2 | 69 | C26873 | Bushing - 1 5/8 OD x 1 1/4 ID x 1 1/4 Lg | 1 |
| 35 | C18782 | Cap | 1 | 70 | C26915 | Shim Plate - 16 Ga x 3 | 8 |
| 36 | S25999 | Spacer - Cylinder Stroke - Aluminum (Optional) | 1 | 71 | D12164 | Hex Bolt - 5/8 x 2 Lg Gr8 | 4 |
| 37 | C26416 | Washer - Clevis | 1 | | D-5499 | Flatwasher - 1 1/4 | 2 |
| 38 | C26417 | Guide - Collar Lock | 1 | | | | |
| 39 | C26418 | Strap - Collar Lock | 1 | | | | |
| 40 | C18510 | Nylon Bushing - 1 7/8 | 1 | | | | |
| 41 | C26086 | Bearing - Garlock - 1 3/4 ID x 1 1/2 Lg | 8 | | | | |
| 42 | C26266 | Dust Seal - 2.254 OD x 0.266 Thick | 4 | | | | |
| 43 | W-558 | Pin - Lower Cylinder - 1 x 2 1/4 UL | 4 | | | | |
| 44 | C32386 | Pin - 1 1/4 x 2 7/8 UL - (New Style) | 1 | | | | |
| 45 | C26317 | Pin - 1 1/4 x 2 5/8 UL - (Old Style)(See S/N # List) | 1 | | | | |
| 46 | C32035 | Pin - 1 1/4 x 4 7/8 UL - Case Hardened (New Style) | 1 | | | | |
| 47 | C26058 | Pin - 1 1/4 x 4 1/8 UL (Old Style) (See S/N # List) | 1 | | | | |
| 48 | C18527 | Pin - 1 1/4 x 5 25/32 UL | 1 | | | | |
| 49 | C26248 | Pin - 1 1/4 x 6 1/8 UL - Case Hardened | 1 | | | | |
| 50 | C18529 | Pin - 1 1/4 x 7 1/32 UL | 1 | | | | |

Old Style Items REQUIRED Prior to Serial #

- 23ft BASE - S/N 2230002311
- 26ft BASE - S/N 2260002613
- 29ft BASE - S/N 2290002935
- 32ft BASE - S/N 2320003314
- 38ft BASE - S/N 2380003992
- 44ft BASE - S/N 2440004432
- 44ft BASE - S/N 2440004432
- 50ft BASE - S/N 2500005051
- 56ft BASE - S/N 2560005629

Section 3: Wing Lift Assembly

Section Contents

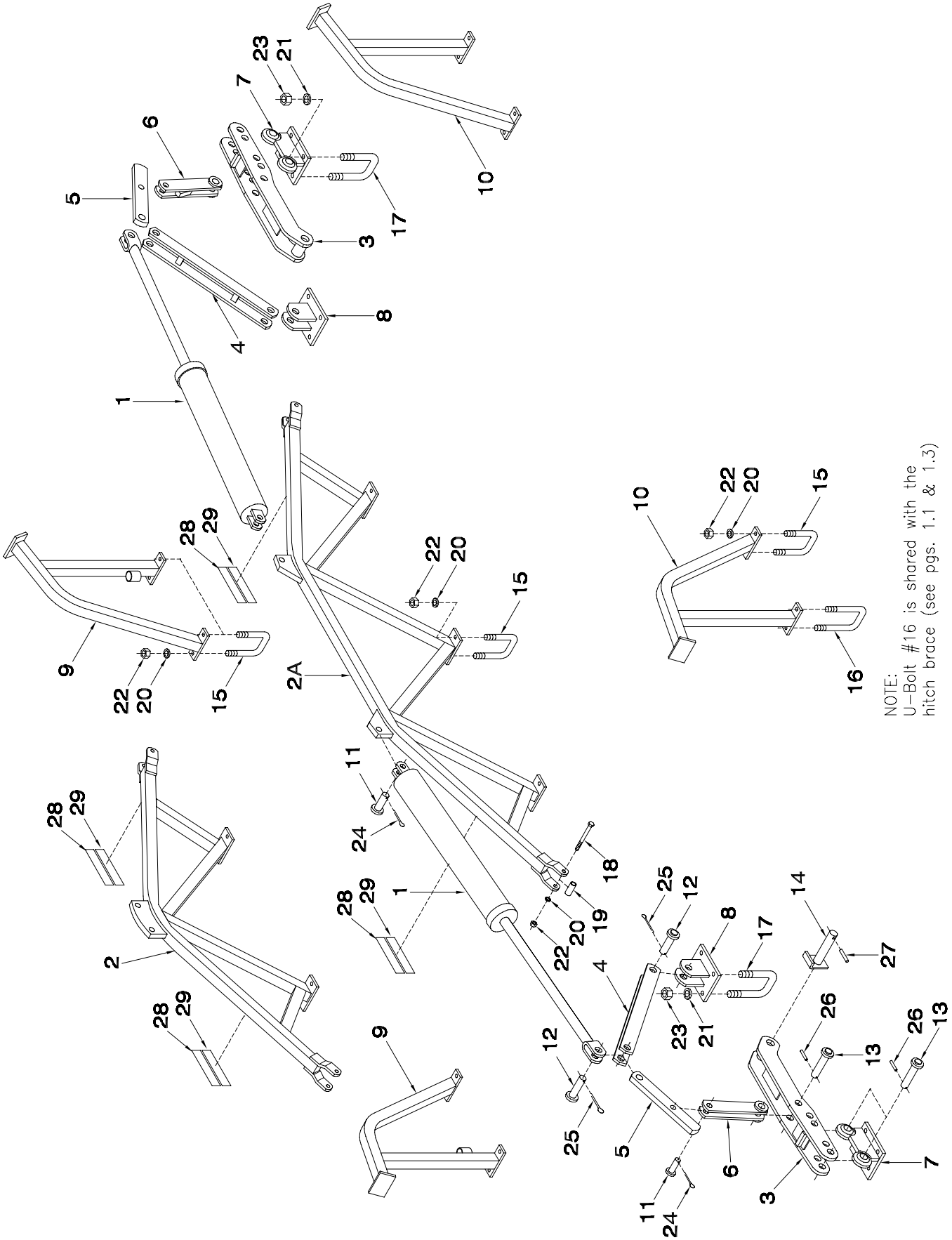
3 Frame Units

| | |
|---|-----|
| 23 ft & 26 ft Base Unit | 3-2 |
| 32 ft Base to Serial No. 2320003220 | 3-4 |
| 38 ft Base to Serial No. 2380003830 | 3-4 |
| 29 ft Base to Serial No. 2290903101 | 3-6 |
| 32 ft Base from Serial No. 2320003220 to 2320803407 | 3-6 |
| 38 ft Base from Serial No. 2380003830 to 2380805281 | 3-6 |
| 29 ft Base from Serial No. 2290903101 | 3-8 |
| 32 ft Base from Serial No. 2320803407 | 3-8 |
| 38 ft Base from Serial No. 2380805281 | 3-8 |

5 Frame Units

| | |
|-------------------------------|------|
| 44 ft & 50 ft Base Unit | 3-10 |
| 56 ft Base Unit | 3-13 |

Wing Lift Assembly - 3 Frame 23 ft & 26 ft Base Unit

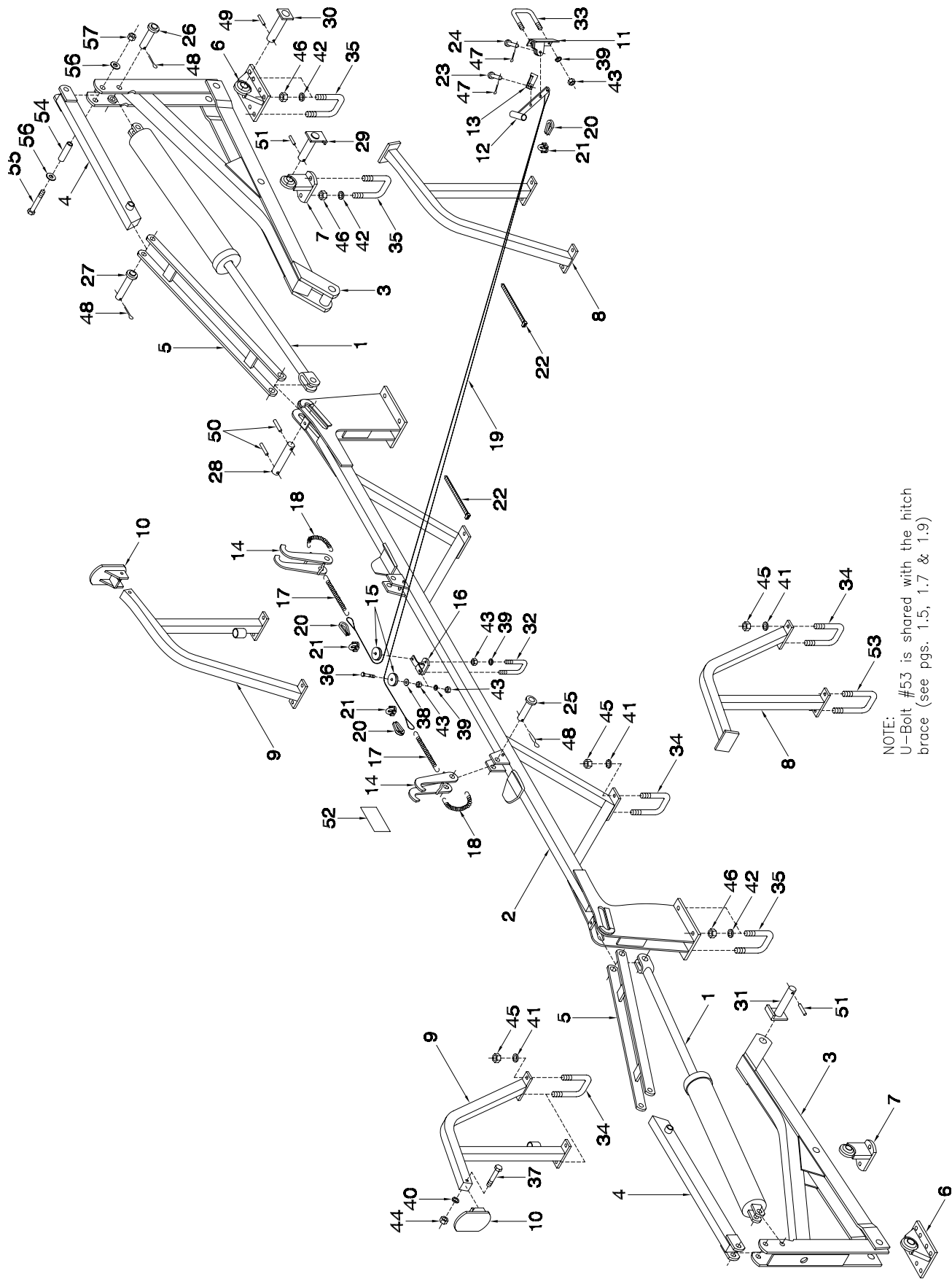


NOTE: #16 is shared with the U-Bolt #16 is shared with the hitch brace (see pgs. 1.1 & 1.3)

Wing Lift Assembly - 3 Frame - 23 ft & 26 ft Base Unit

| Item | Part No. | Description | Qty |
|------|----------|--|-----|
| 1 | C26675 | HydCylinder - 3 1/2 x 30 Lg | 2 |
| 2 | C26709 | Truss - Wing Lift (23 ft Base)..... | 2 |
| 2A | C26679 | Truss - Wing Lift (26 ft Base)..... | 2 |
| 3 | C26666 | Hinge - Wing | 2 |
| 4 | C26661 | Link - Inner | 2 |
| 5 | C26651 | Strap | 2 |
| 6 | C26704 | Link - Lower | 2 |
| 7 | C26662 | Pivot - Wing | 2 |
| 8 | C26663 | Bracket | 2 |
| 9 | C26690 | Wing Rest - Rear | 2 |
| 10 | C26691 | Wing Rest - Front | 2 |
| 11 | W-558 | Pin - Lower Cylinder - 1 x 2 1/4 UL | 4 |
| 12 | C26717 | Pin - 1 1/4 x 3 3/8 UL | 4 |
| 13 | C26715 | Pin - 1 1/4 x 4 3/8 UL | 6 |
| 14 | C26223 | Pin - Lift Arm - 1 1/2 x 6 3/8 UL | 2 |
| 15 | C-219 | U-Bolt - 5/8 x 4 x 5 9/16 (23 ft Base) | 8 |
| | C-219 | U-Bolt - 5/8 x 4 x 5 9/16 (26 ft Base) | 9 |
| 16 | C18639 | U-Bolt - 5/8 x 4 x 6 1/2 | 2 |
| 17 | C-5561 | U-Bolt - 3/4 x 4 x 5 9/16..... | 8 |
| 18 | W-506 | Hex Bolt - 5/8 x 5 Lg..... | 2 |
| 19 | C26710 | Bushing - 7/8 OD x 0.657 ID x 2 Lg | 2 |
| 20 | W-526 | Lockwasher - 5/8 (23 ft Base) | 18 |
| | W-526 | Lockwasher - 5/8 (26 ft Base) | 20 |
| 21 | W-527 | Lockwasher - 3/4 | 16 |
| 22 | W-517 | Hex Nut - 5/8 (23 ft Base) | 18 |
| | W-517 | Hex Nut - 5/8 (26 ft Base) | 20 |
| 23 | W-518 | Hex Nut - 3/4 | 16 |
| 24 | W-535 | Cotter Pin - 1/4 x 1 1/2 Lg | 4 |
| 25 | W-4181 | Cotter Pin - 1/4 x 2 Lg..... | 4 |
| 26 | D-5244 | Spiral Pin - 1/4 x 2 HBK..... | 6 |
| 27 | T-5245 | Spiral Pin - 3/8 x 2 1/2 HBK..... | 2 |
| 28 | N34476 | Reflector - Red | 2 |
| 29 | N34478 | Reflector - Orange | 2 |

Wing Lift Assembly - 3 Frame
32 ft Base to Serial No. 2320003220
38 ft Base to Serial No. 2380003830

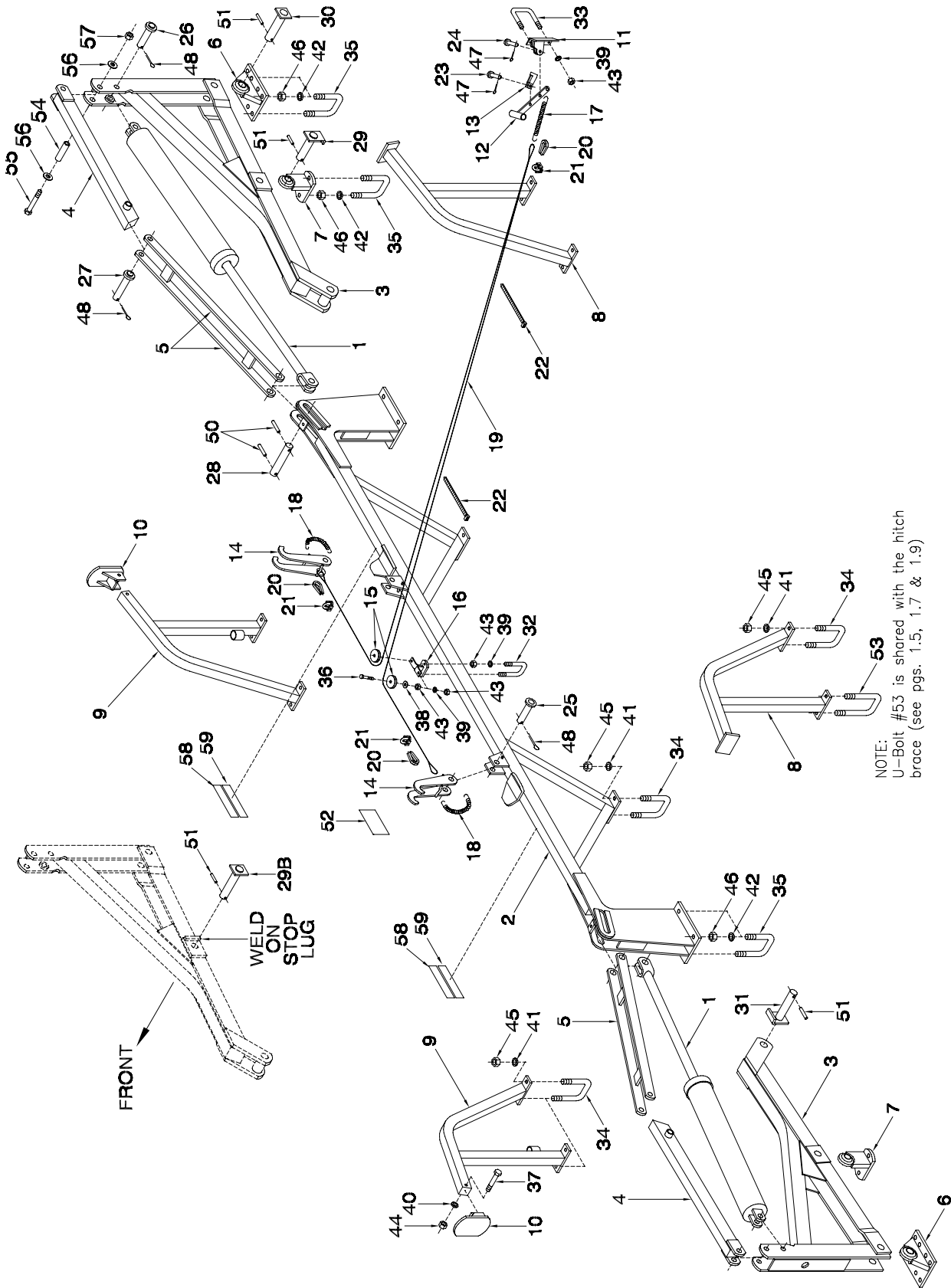


NOTE: U-Bolt #53 is shared with the hitch brace (see pgs. 1.5, 1.7 & 1.9)

Wing Lift Assembly - 3 Frame
32 ft Base to Serial No. 2320003220
38 ft Base to Serial No. 2380003830

| Item | Part No. | Description | Qty |
|------|----------|--|-----|
| 1 | C40519 | HydCylinder - 4 1/2 x 30 Lg | 2 |
| 2 | C26195 | Lift Truss - Wide Transport | 1 |
| 3 | C26180 | Lift Arm - Wing | 2 |
| 4 | C26421 | Tube - Wing Support | 2 |
| 5 | C26420 | Strap - Wing Support | 2 |
| 6 | C26096 | Plate - Wing Lift Pivot | 2 |
| 7 | C26210 | Wing Support Ball - Inner | 2 |
| 8 | C26250 | Wing Rest - Front | 2 |
| 9 | C26245 | Wing Rest - Rear | 2 |
| 10 | C26242 | Wing Rest Pad | 2 |
| 11 | C26546 | Bracket - Lock | 1 |
| 12 | C26548 | Handle - Lock | 1 |
| 13 | H10458 | Stop | 1 |
| 14 | C26230 | Lock - Wing | 2 |
| 15 | D17807 | Nylon Idler | 2 |
| 16 | C26540 | Bracket - Idler | 1 |
| 17 | D-5054 | Spring - 3/4 OD x 6 3/4 Lg | 2 |
| 18 | W-106 | Spring - 9/16 OD x 3 27/32 Lg - Trailing | 2 |
| 19 | C26550 | Cable - Wing Lock - 3/16 | 1 |
| 20 | D-5063 | Cable Thimble - 5/16 | 3 |
| 21 | S-1240 | Cable Clamp - 3/16 | 3 |
| 22 | D-4951 | Nylon Tie Strap - 7 3/8 Lg | 2 |
| 23 | H10530 | Button Head Pin - 7/16 x 1 5/16 Lg | 1 |
| 24 | W14968 | Clevis Pin - 1/2 x 1 1/4 UL | 1 |
| 25 | C-1429 | Pin - 1 x 3 3/8 UL | 2 |
| 26 | C-3717 | Pin - Wing Lift Pivot - 1 x 4 1/8 UL | 2 |
| 27 | F-3645 | Pin - Upper Cylinder - 1 x 5 1/4 UL | 2 |
| 28 | C26226 | Pin - Wing Lift - 1 1/4 Dia | 2 |
| 29 | C32739 | Pin - Wing Lift - 1 1/4 x 4 1/8 UL | 2 |
| 30 | C26324 | Pin - Wing Lift - 1 3/8 x 5 1/8 UL | 2 |
| 31 | C26223 | Pin - Lift Arm - 1 1/2 x 6 3/8 UL | 2 |
| 32 | N15097 | U-Bolt - 3/8 x 2 3/8 x 5 | 1 |
| 33 | N15098 | U-Bolt - 3/8 x 4 3/8 x 5 | 1 |
| 34 | C-219 | U-Bolt - 5/8 x 4 x 5 9/16 | 8 |
| 35 | C-5561 | U-Bolt - 3/4 x 4 x 5 9/16 | 10 |
| 36 | W-478 | Hex Bolt - 3/8 x 2 Lg | 2 |
| 37 | W-493 | Hex Bolt - 1/2 x 3 1/2 Lg | 2 |
| 38 | D-5489 | Flatwasher - 3/8 | 2 |
| 39 | W-523 | Lockwasher - 3/8 | 6 |
| 40 | W-525 | Lockwasher - 1/2 | 2 |
| 41 | W-526 | Lockwasher - 5/8 | 16 |
| 42 | W-527 | Lockwasher - 3/4 | 20 |
| 43 | W-514 | Hex Nut - 3/8 | 8 |
| 44 | W-516 | Hex Nut - 1/2 | 2 |
| 45 | W-517 | Hex Nut - 5/8 | 16 |
| 46 | W-518 | Hex Nut - 3/4 | 20 |
| 47 | W-907 | Cotter Pin - 5/32 x 3/4 Lg | 2 |
| 48 | W-535 | Cotter Pin - 1/4 x 1 1/2 Lg | 6 |
| 49 | J12281 | Spring Pin - 5/16 x 2 Lg | 2 |
| 50 | D-5244 | Spiral Pin - 1/4 x 2 HBK | 4 |
| 51 | T-5245 | Spiral Pin - 3/8 x 2 1/2 HBK | 4 |
| 52 | F-4644 | Decal - Caution "Transport Locks" | 1 |
| 53 | C18639 | U-Bolt - 5/8 x 4 x 7 | 2 |
| 54 | C32196 | Spacer - 11/16 ID x 1 OD x 3 13/16 Lg | 2 |
| 55 | W-506 | Hex Bolt - 5/8 x 5 Lg | 2 |
| 56 | W-629 | Flatwasher - 5/8 | 4 |
| 57 | S-1197 | Lock Nut - 5/8 | 2 |

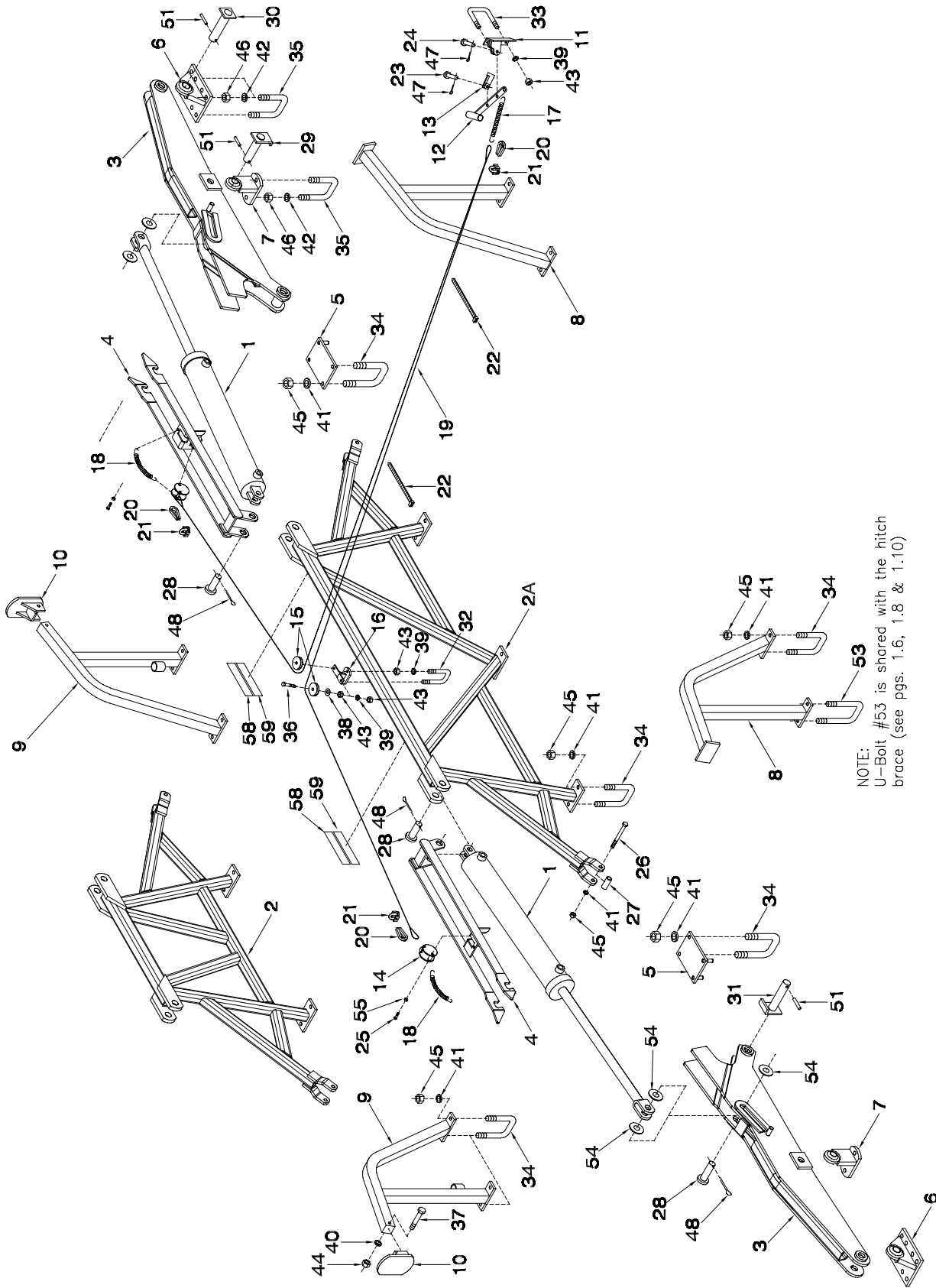
Wing Lift Assembly - 3 Frame
29 ft Base to Serial No. 2290903101
32 ft Base from Serial No. 2320003220 to 2320803407
38 ft Base from Serial No. 2380003830 to 2380805281



Wing Lift Assembly - 3 Frame
29 ft Base to Serial No. 2290903101
32 ft Base from Serial No. 2320003220 to 2320803407
38 ft Base from Serial No. 2380003830 to 2380805281

| Item | Part No. | Description | Qty |
|------|----------|--|-----|
| 1 | C40519 | HydCylinder - 4 1/2 x 30 Lg | 2 |
| 2 | C26195 | Lift Truss - Wide Transport (32 ft & 38 ft Base) | 1 |
| | C26222 | Lift Truss - Regular Transport (29 ft Base) | 1 |
| 3 | C26180 | Lift Arm - Wing | 2 |
| 4 | C26421 | Tube - Wing Support | 2 |
| 5 | C26420 | Strap - Wing Support | 2 |
| 6 | C26096 | Plate - Wing Lift Pivot | 2 |
| 7 | C26210 | Wing Support Ball - Inner | 2 |
| 8 | C26250 | Wing Rest - Front | 2 |
| 9 | C26245 | Wing Rest - Rear | 2 |
| 10 | C26242 | Wing Rest Pad | 2 |
| 11 | C26546 | Bracket - Lock | 1 |
| 12 | C26548 | Handle - Lock | 1 |
| 13 | H10458 | Stop | 1 |
| 14 | C26230 | Lock - Wing | 2 |
| 15 | D17807 | Nylon Idler | 2 |
| 16 | C26540 | Bracket - Idler | 1 |
| 17 | C26814 | Spring - 1 1/8 OD x 6 1/16 Lg | 1 |
| 18 | W-106 | Spring - 9/16 OD x 3 27/32 Lg - Trailing | 2 |
| 19 | C26550 | Cable - Wing Lock - 3/16 | 1 |
| 20 | C26815 | Cable Thimble - 3/16 | 3 |
| 21 | S-1240 | Cable Clamp - 3/16 | 3 |
| 22 | D-4951 | Nylon Tie Strap - 7 3/8 Lg | 2 |
| 23 | H10530 | Button Head Pin - 7/16 x 1 5/16 Lg | 1 |
| 24 | W14968 | Clevis Pin - 1/2 x 1 1/4 UL | 1 |
| 25 | C-1429 | Pin - 1 x 3 3/8 UL | 2 |
| 26 | C-3717 | Pin - Wing Lift Pivot - 1 x 4 1/8 UL | 2 |
| 27 | F-3645 | Pin - Upper Cylinder - 1 x 5 1/4 UL | 2 |
| 28 | C26226 | Pin - Wing Lift - 1 1/4 Dia | 2 |
| 29 | C37592 | Pin - Wing Lift - 1 1/4 x 5 1/8 UL (Wing Lift Arm w/Wear Plates) | 2 |
| 29A | C32739 | Pin - Wing Lift - 1 1/4 x 4 1/8 UL (Wing Lift Arm w/NO Wear Plates) | 2 |
| 29B | C33819 | Pin - Wing Lift - 1 1/4 x 5 1/8 UL (Wing Lift Arm w/Weld On Stop Lug Only) | 2 |
| 30 | C26324 | Pin - Wing Lift - 1 3/8 x 5 1/8 UL | 2 |
| 31 | C26223 | Pin - Lift Arm - 1 1/2 x 6 3/8 UL | 2 |
| 32 | N15097 | U-Bolt - 3/8 x 2 3/8 x 5 | 1 |
| 33 | N15098 | U-Bolt - 3/8 x 4 3/8 x 5 | 1 |
| 34 | C-219 | U-Bolt - 5/8 x 4 x 5 9/16 | 8 |
| 35 | C-5561 | U-Bolt - 3/4 x 4 x 5 9/16 | 10 |
| 36 | W-478 | Hex Bolt - 3/8 x 2 Lg | 2 |
| 37 | W-493 | Hex Bolt - 1/2 x 3 1/2 Lg | 2 |
| 38 | D-5489 | Flatwasher - 3/8 | 2 |
| 39 | W-523 | Lockwasher - 3/8 | 6 |
| 40 | W-525 | Lockwasher - 1/2 | 2 |
| 41 | W-526 | Lockwasher - 5/8 | 16 |
| 42 | W-527 | Lockwasher - 3/4 | 20 |
| 43 | W-514 | Hex Nut - 3/8 | 8 |
| 44 | W-516 | Hex Nut - 1/2 | 2 |
| 45 | W-517 | Hex Nut - 5/8 | 16 |
| 46 | W-518 | Hex Nut - 3/4 | 20 |
| 47 | W-907 | Cotter Pin - 5/32 x 3/4 Lg | 2 |
| 48 | W-535 | Cotter Pin - 1/4 x 1 1/2 Lg | 6 |
| 50 | D-5244 | Spiral Pin - 1/4 x 2 HBK | 4 |
| 51 | T-5245 | Spiral Pin - 3/8 x 2 1/2 HBK | 6 |
| 52 | F-4644 | Decal - Caution "Transport Locks" | 1 |
| 53 | C18639 | U-Bolt - 5/8 x 4 x 7 | 2 |
| 54 | C32196 | Spacer - 11/16 ID x 1 OD x 3 13/16 Lg | 2 |
| 55 | W-506 | Hex Bolt - 5/8 x 5 Lg | 2 |
| 56 | W-629 | Flatwasher - 5/8 | 4 |
| 57 | S-1197 | Lock Nut - 5/8 | 2 |
| 58 | N34476 | Reflector - Red | 2 |
| 59 | N34478 | Reflector - Orange | 2 |

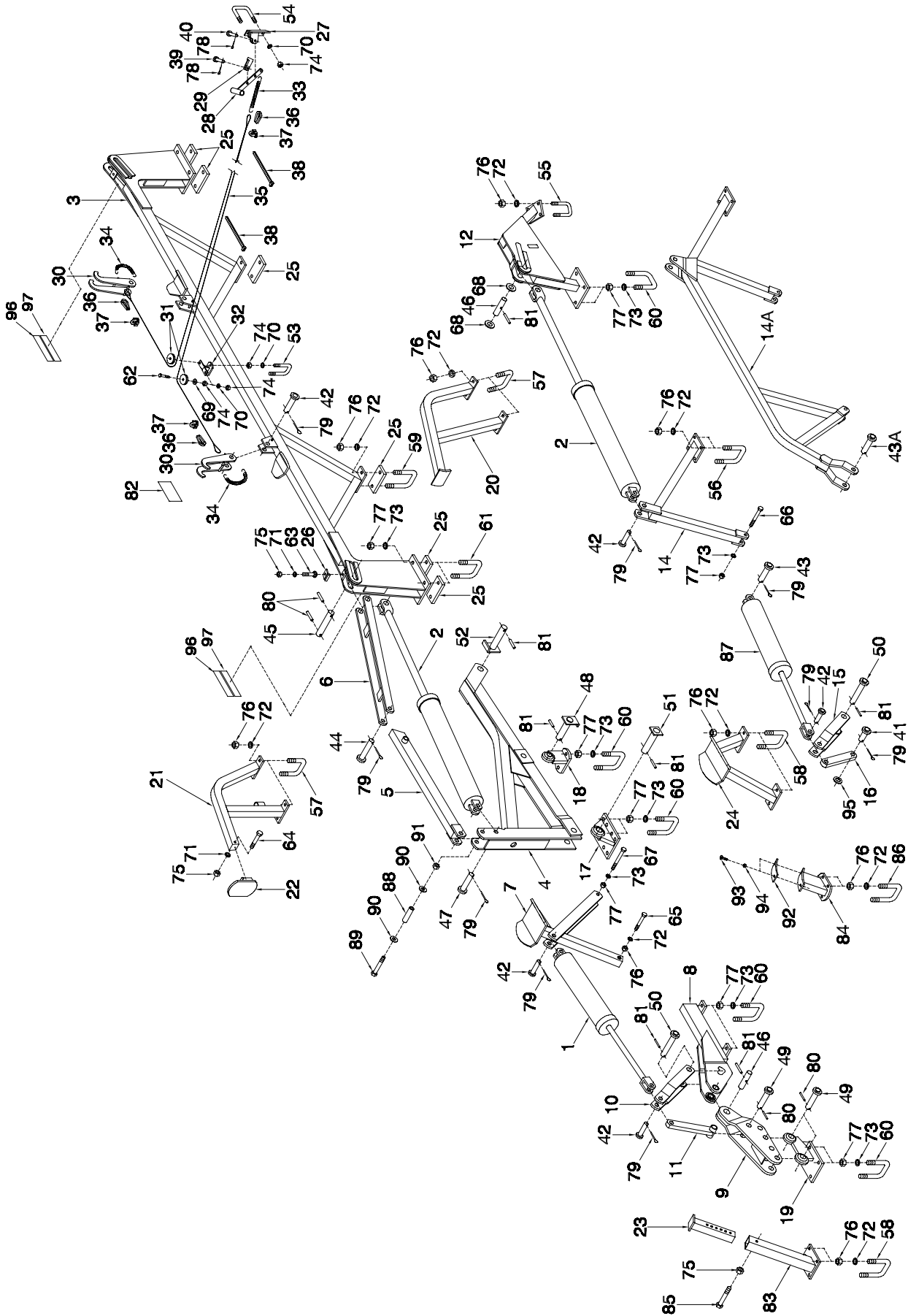
Wing Lift Assembly - 3 Frame
 29 ft Base from Serial No. 2290903101
 32 ft Base from Serial No. 2320803407
 38 ft Base from Serial No. 2380805281



Wing Lift Assembly - 3 Frame
29 ft Base from Serial No. 2290903101
32 ft Base from Serial No. 2320803407
38 ft Base from Serial No. 2380805281

| Item | Part No. | Description | Qty |
|------|----------|--|-----|
| 1 | C34442 | Cylinder - 4 1/2 x 30 Lg (29 ft & 32 ft Base) | 2 |
| | C42483 | Cylinder - 5 x 30 Lg (38 ft Base) | 2 |
| 2 | C44433 | Lift Truss - Wide Transport (29 ft Base) | 1 |
| 2A | C39997 | Lift Truss - Wide Transport (32 ft & 38 ft Base) | 1 |
| 3 | C39996 | Lift Arm - Wing | 2 |
| 4 | C40455 | Transport Lock Bracket | 2 |
| 5 | S40467 | Stop Plate | 2 |
| 6 | C26096 | Plate - Wing Lift Pivot | 2 |
| 7 | C26210 | Wing Support Ball - Inner | 2 |
| 8 | C26250 | Wing Rest - Front | 2 |
| 9 | C26245 | Wing Rest - Rear | 2 |
| 10 | C26242 | Wing Rest Pad | 2 |
| 11 | C26546 | Bracket - Lock | 1 |
| 12 | C26548 | Handle - Lock | 1 |
| 13 | H10458 | Stop | 1 |
| 14 | C40463 | Cam Lock | 2 |
| 15 | D17807 | Nylon Idler | 2 |
| 16 | C26540 | Bracket - Idler | 1 |
| 17 | C26814 | Spring - 1 1/8 OD x 6 1/16 Lg | 1 |
| 18 | W-106 | Spring - 9/16 OD x 3 27/32 Lg - Trailing | 2 |
| 19 | C26550 | Cable - Wing Lock - 3/16 | 1 |
| 20 | C26815 | Cable Thimble - 3/16 | 3 |
| 21 | S-1240 | Cable Clamp - 3/16 | 3 |
| 22 | D-4951 | Nylon Tie Strap - 7 3/8 Lg | 2 |
| 23 | H10530 | Button Head Pin - 7/16 x 1 5/16 Lg | 1 |
| 24 | W14968 | Clevis Pin - 1/2 x 1 1/4 UL | 1 |
| 25 | H-1790 | Hex Bolt - 3/8 x 2 3/4 | 2 |
| 26 | W-506 | Hex Bolt - 5/8 x 5 Lg | 2 |
| 27 | C26710 | Bushing - 7/8 OD x 0.657 ID x 2 Lg | 2 |
| 28 | N28998 | Pin - Wing Lift - 1 1/4 x 4 3/4 UL | 4 |
| 29 | C44476 | Pin - Wing Lift - 1 1/4 x 4 9/16 UL | 2 |
| 30 | C26324 | Pin - Wing Lift - 1 3/8 x 5 1/8 UL | 2 |
| 31 | C26223 | Pin - Lift Arm - 1 1/2 x 6 3/8 UL | 2 |
| 32 | N34950 | U-Bolt - 3/8 x 2 1/2 x 3 1/2 | 1 |
| 33 | N15098 | U-Bolt - 3/8 x 4 3/8 x 5 | 1 |
| 34 | C-219 | U-Bolt - 5/8 x 4 x 5 9/16 | 8 |
| 35 | C-5561 | U-Bolt - 3/4 x 4 x 5 9/16 | 10 |
| 36 | W-478 | Hex Bolt - 3/8 x 2 Lg | 2 |
| 37 | W-493 | Hex Bolt - 1/2 x 3 1/2 Lg | 2 |
| 38 | D-5489 | Flatwasher - 3/8 | 2 |
| 39 | W-523 | Lockwasher - 3/8 | 6 |
| 40 | W-525 | Lockwasher - 1/2 | 2 |
| 41 | W-526 | Lockwasher - 5/8 | 16 |
| 42 | W-527 | Lockwasher - 3/4 | 20 |
| 43 | W-514 | Hex Nut - 3/8 | 8 |
| 44 | W-516 | Hex Nut - 1/2 | 2 |
| 45 | W-517 | Hex Nut - 5/8 | 16 |
| 46 | W-518 | Hex Nut - 3/4 | 20 |
| 47 | W-907 | Cotter Pin - 5/32 x 3/4 Lg | 2 |
| 48 | W-4181 | Cotter Pin - 1/4 x 2 Lg | 2 |
| 50 | D-5244 | Spiral Pin - 1/4 x 2 HBK | 4 |
| 51 | T-5245 | Spiral Pin - 3/8 x 2 1/2 HBK | 6 |
| 52 | F-4644 | Decal - Caution "Transport Locks" | 1 |
| 53 | C18639 | U-Bolt - 5/8 x 4 x 7 | 2 |
| 54 | S34182 | Washer - 1 1/4 ID x 2 1/2 OD x 10 Ga | 6 |
| 55 | W21476 | Lock Nut - 3/8 | 2 |
| 56 | W-629 | Flatwasher - 5/8 | 4 |
| 57 | S-1197 | Lock Nut - 5/8 | 2 |
| 58 | N34476 | Reflector - Red | 2 |
| 59 | N34478 | Reflector - Orange | 2 |

Wing Lift Assembly - 5 Frame 44 ft & 50 ft Base Unit



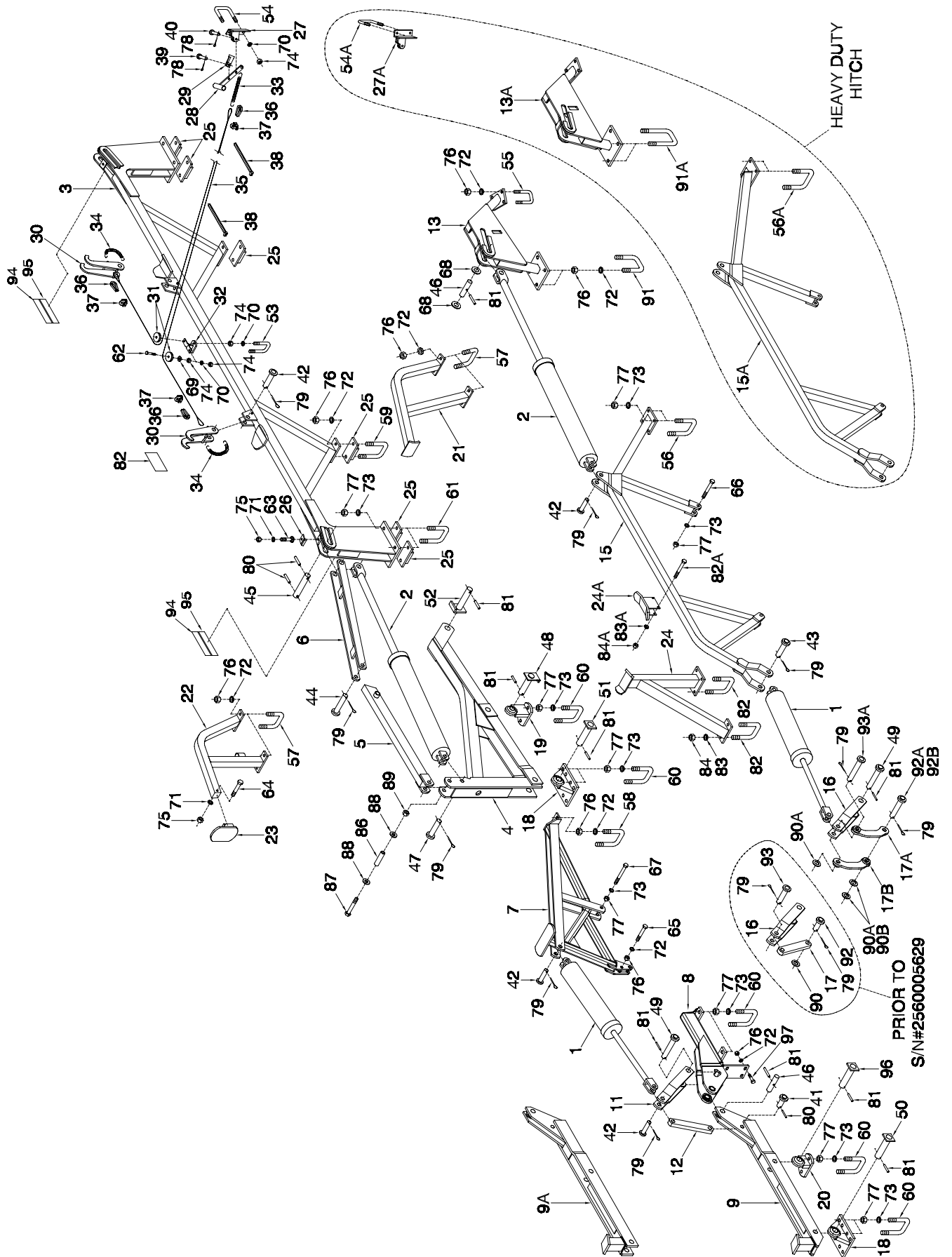
Wing Lift Assembly - 5 Frame - 44 ft & 50 ft Base Unit

| Item | Part No. | Description | Qty |
|------|----------|---|-----|
| 1 | C26845 | Hyd Cylinder - 4 1/2 x 18 Lg | 2 |
| 2 | C26303 | Hyd Cylinder - 4 1/2 x 30 Lg | 4 |
| 3 | C26195 | Lift Truss - Wide Transport | 1 |
| 4 | C26180 | Lift Arm - Wing | 2 |
| 5 | C26825 | Tube - Wing Support (44 ft Base) | 2 |
| | C26446 | Tube - Wing Support (50 ft Base) | 2 |
| 6 | C26420 | Strap - Wing Support | 2 |
| 7 | C26469 | Mounting Bracket - Inner Cylinder | 2 |
| 8 | C26470 | Hinge - Inner | 2 |
| 9 | C26667 | Hinge - Wing | 2 |
| 10 | C26468 | Link - Inner Wing | 2 |
| 11 | C26719 | Link - Outer Wing | 2 |
| 12 | C26867 | Tower - Front Wing Lift - Right | 1 |
| 12A | C33065 | Tower - Front Wing Lift - Right (Used on 50 ft Heavy Duty Hitch) | 1 |
| 13 | C26570 | Tower - Front Wing Lift - Left - Not Shown | 1 |
| 13A | C33064 | Tower - Front Wing Lift - Left - Not Shown (Used on 50 ft Heavy Duty Hitch) | 1 |
| 14 | C26734 | Arm - Outer Front Wing Lift (44 ft Base) | 2 |
| 14A | C26586 | Arm - Outer Front Wing Lift (50 ft Base - 9 & 12 Spacing) | 2 |
| | C26735 | Arm - Outer Front Wing Lift (50 ft Base - 10 Spacing) | 2 |
| 15 | C16529 | Strap - Connector | 2 |
| 16 | C16547 | Link | 2 |
| 17 | C26096 | Plate - Wing Lift Pivot | 2 |
| 18 | C26210 | Wing Support Ball - Inner | 2 |
| 19 | C32029 | Pivot - Wing - Rt - Outer (44 ft Base, 50 ft - 9 & 12 Spacing) | 1 |
| | C32030 | Pivot - Wing - Rt - Outer (50 ft - 10 Spacing) | 1 |
| 19A | C26886 | Pivot - Wing - Lt - Outer (44 ft Base, 50 ft - 9 & 12 Spacing) Not Shown | 1 |
| | C26720 | Pivot - Wing - Lt - Outer (50 ft - 10 Spacing) Not Shown | 1 |
| 20 | C26601 | Wing Rest - Front | 2 |
| 21 | C26602 | Wing Rest - Rear | 2 |
| 22 | C34147 | Pad - Wing Rest | 2 |
| 23 | C29196 | Wing Rest Stub | 2 |
| 24 | C26827 | Wing Rest - Front | 2 |
| 25 | C29194 | Clamp Plate (44 ft Base) | 6 |
| | C26449 | Plate - Truss Spacer (50 ft Base) | 6 |
| 26 | C26448 | Clip - Cylinder Retainer | 2 |
| 27 | C26546 | Bracket - Lock | 1 |
| 27A | C33574 | Bracket - Lock (Used on 50 ft Heavy Duty Hitch) | 1 |
| 28 | C26548 | Handle - Lock | 1 |
| 29 | H10458 | Stop | 1 |
| 30 | C26230 | Lock - Wing | 2 |
| 31 | D17807 | Nylon Idler | 2 |
| 32 | C26540 | Bracket - Idler | 1 |
| 33 | C26814 | Spring - 1 1/8 OD x 6 1/16 Lg | 1 |
| 34 | W-106 | Spring - 9/16 OD x 3 27/32 Lg - Trailing | 2 |
| 35 | C26550 | Cable - Wing Lock - 3/16 | 1 |
| 36 | C26815 | Cable Thimble - 3/16 | 3 |
| 37 | S-1240 | Cable Clamp - 3/16 | 3 |
| 38 | D-4951 | Nylon Tie Strap - 7 3/8 Lg | 2 |
| 39 | H10530 | Button Head Pin - 7/16 x 1 5/16 Lg | 1 |
| 40 | W14968 | Clevis Pin - 1/2 x 1 1/4 UL | 1 |
| 41 | W-558 | Pin - Lower Cylinder - 1 x 2 1/4 UL (Prior to Serial # 2500905211) | 2 |
| 41A | S13261 | Pin - 1 x 5 5/8 UL | 2 |
| 42 | C-1429 | Pin - 1 x 3 3/8 UL | 10 |
| 43 | W-1628 | Pin - 1 x 3 3/4 UL (44 ft Base) | 2 |
| 43A | C26844 | Pin - 1 x 6 1/8 UL (50 ft Base) | 2 |
| 44 | F-3645 | Pin - Upper Cylinder - 1 x 5 1/4 UL | 2 |
| 45 | C26226 | Pin - Wing Lift - 1 1/4 Dia | 2 |
| 46 | C16602 | Pin - Center Hole - 1 1/4 x 4 Lg | 4 |
| 47 | C-3717 | Pin - Wing Lift Pivot - 1 x 4 1/8 UL | 2 |

Wing Lift Assembly - 5 Frame - 44 ft & 50 ft Base Unit

| Item | Part No. | Description | Qty |
|------|----------|--|-----|
| 48 | C37592 | Pin - Wing Lift - 1 1/4 x 5 1/8 UL (Wing Lift Arm w/Wear Plates) | 2 |
| 48A | C32739 | Pin - Wing Lift - 1 1/4 x 4 1/8 UL (Wing Lift Arm w/NO Wear Plates) | 2 |
| 48B | C33819 | Pin - Wing Lift - 1 1/4 x 5 1/8 UL (Wing Lift Arm w/Weld On Stop Lug Only) | 2 |
| 49 | C26715 | Pin - 1 1/4 x 4 3/8 UL | 6 |
| 50 | C16605 | Pin - 1 1/4 x 5 1/2 UL | 4 |
| 51 | C26324 | Pin - 1 3/8 x 5 1/8 UL | 2 |
| 52 | C26223 | Pin - Lift Arm - 1 1/2 x 6 3/8 UL | 2 |
| 53 | N15097 | U-Bolt - 3/8 x 2 3/8 x 5 | 1 |
| 54 | N15098 | U-Bolt - 3/8 x 4 3/8 x 5 | 1 |
| 54A | D-4932 | U-Bolt - 3/8 x 4 1/8 x 3 (Used on 50 ft Heavy Duty Hitch) | 1 |
| 55 | D-4931 | U-Bolt - 5/8 x 2 x 5 1/2 | 4 |
| 56 | F-4543 | U-Bolt - 5/8 x 3 x 5 3/8 | 4 |
| 56A | C-219 | U-Bolt - 5/8 x 4 x 5 9/16 (Used on 50 ft Heavy Duty Hitch) | 4 |
| 57 | C15252 | U-Bolt - 5/8 x 4 x 4 3/8 | 8 |
| 58 | C-219 | U-Bolt - 5/8 x 4 x 5 9/16 | 10 |
| 59 | C18639 | U-Bolt - 5/8 x 4 x 7 | 2 |
| 60 | C-5561 | U-Bolt - 3/4 x 4 x 5 9/16 | 18 |
| | C26955 | U-Bolt - 3/4 x 4 x 8 (Used on 50 ft Heavy Duty Hitch) | 4 |
| 61 | C26447 | U-Bolt - 3/4 x 4 x 7 | 4 |
| 62 | W-478 | Hex Bolt - 3/8 x 2 Lg | 2 |
| 63 | D-5265 | Carriage Bolt - 1/2 x 1 Lg | 2 |
| 64 | W-493 | Hex Bolt - 1/2 x 3 1/2 Lg | 2 |
| 65 | W-504 | Hex Bolt - 5/8 x 4 Lg | 2 |
| 66 | S-1191 | Hex Bolt - 3/4 x 5 Lg (44 ft Base) | 2 |
| | S-1191 | Hex Bolt - 3/4 x 5 Lg (50 ft Base) | 4 |
| 67 | C-3919 | Hex Bolt - 3/4 x 5 1/2 Lg | 2 |
| 68 | N13962 | Washer - 1.281 ID x 2 1/2 OD x 1/4 | 4 |
| 69 | D-5489 | Flatwasher - 3/8 | 2 |
| 70 | W-523 | Lockwasher - 3/8 | 6 |
| 71 | W-525 | Lockwasher - 1/2 | 6 |
| 72 | W-526 | Lockwasher - 5/8 | 62 |
| 73 | W-527 | Lockwasher - 3/4 (44 ft Base) | 48 |
| | W-527 | Lockwasher - 3/4 (50 ft Base) | 50 |
| 74 | W-514 | Hex Nut - 3/8 | 8 |
| 75 | W-516 | Hex Nut - 1/2 | 6 |
| 76 | W-517 | Hex Nut - 5/8 | 62 |
| 77 | W-518 | Hex Nut - 3/4 (44 ft Base) | 48 |
| | W-518 | Hex Nut - 3/4 (50 ft Base) | 50 |
| 78 | W-907 | Cotter Pin - 5/32 x 3/4 Lg | 2 |
| 79 | W-535 | Cotter Pin - 1/4 x 1 1/2 Lg | 20 |
| 80 | D-5244 | Spiral Pin - 1/4 x 2 HBK | 10 |
| 81 | T-5245 | Spiral Pin - 3/8 x 2 1/2 HBK | 14 |
| 82 | F-4644 | Decal - Caution "Transport Locks" | 1 |
| 83 | C26902 | Outer Wing Rest Stand | 2 |
| 84 | C26909 | Front Outer Wing Rest Stub | 2 |
| 85 | W-492 | Hex Bolt - 1/2 x 3 Lg | 2 |
| 86 | F14331 | U-Bolt - 5/8 x 3 x 4 5/8 | 4 |
| 87 | C26912 | Hyd Cylinder - 3 x 18 Lg | 2 |
| 88 | C32196 | Spacer - 11/16 ID x 1 OD x 3 13/16 Lg | 2 |
| 89 | W-506 | Hex Bolt - 5/8 x 5 Lg | 2 |
| 90 | W-629 | Flatwasher - 5/8 | 4 |
| 91 | S-1197 | Lock Nut - 5/8 | 2 |
| 92 | C26952 | Plastic Wear Strip | 2 |
| 93 | C32741 | Socket Head Bolt 1/4 x 1Lg | 4 |
| 94 | W-512 | Hex Nut - 1/4 | 4 |
| 95 | D-5498 | Flatwasher - 1 (Prior to Serial # 2500905211) | 2 |
| | F-4490 | Flatwasher - 1 - (1/4 Thick) | 2 |
| 96 | N34476 | Reflector - Red | 2 |
| 97 | N34478 | Reflector - Orange | 2 |

Wing Lift Assembly - 5 Frame 56 ft Base Unit



Wing Lift Assembly - 5 Frame - 56 ft Base Unit

| Item | Part No. | Description | Qty |
|------|----------|--|-----|
| 1 | C26845 | Hyd Cylinder - 4 1/2 x 18 Lg | 4 |
| | C42485 | Cylinder - 5 x 18 (Optional) | |
| 2 | C26303 | Hyd Cylinder - 4 1/2 x 30 Lg | 1 |
| 3 | C26195 | Lift Truss - Wide Transport | 2 |
| 4 | C26180 | Lift Arm - Wing | 2 |
| 5 | C26446 | Tube - Wing Support | 2 |
| 6 | C26420 | Strap - Wing Support | 2 |
| 7 | C29199 | Mounting Bracket - Inner Cylinder | 2 |
| 8 | C42467 | Hinge - Right Inner | 1 |
| | C42466 | Hinge - Left Inner - Not Shown | 1 |
| 9 | C26899 | Hinge - Right Outer Wing (9 & 12 Spacing) | 1 |
| 9A | C26443 | Hinge - Right Outer Wing (10 Spacing) | 1 |
| 10 | C26900 | Hinge - Left Outer Wing - Not Shown (9 & 12 Spacing) | 1 |
| 10A | C26471 | Hinge - Left Outer Wing - Not Shown (10 Spacing) | 2 |
| 11 | C21099 | Strap - Connector | 2 |
| 12 | C26450 | Link - Outer Wing | 1 |
| 13 | C26867 | Tower - Front W/L - Right (Regular Hitch) | 1 |
| 13A | C33065 | Tower - Front W/L - Right (Heavy Duty Hitch) | 1 |
| 14 | C26570 | Tower - Front W/L - Left - Not Shown (Regular Hitch) | 1 |
| 14A | C33064 | Tower - Front W/L - Left - Not Shown (Heavy Duty Hitch) | 2 |
| 15 | C26586 | Arm - Outer Front W/L (9 & 12 Spacing) (Regular Hitch) | 2 |
| | C26735 | Arm - Outer Front W/L (10 Spacing) (Regular Hitch) | 1 |
| 15A | C33079 | Arm - Outer Front W/L - Right (9 & 12 Spacing) (Heavy Duty Hitch) | 1 |
| | C33070 | Arm - Outer Front W/L - Right (10 Spacing) (Heavy Duty Hitch) | 1 |
| 15B | C26938 | Arm - Outer Front W/L - Left - Not Shown (9 & 12 Spacing) (Heavy Duty Hitch) | 1 |
| | C26939 | Arm - Outer Front W/L - Left - Not Shown (10 Spacing) (Heavy Duty Hitch) | 2 |
| 16 | C16529 | Strap - Connector | 2 |
| 17 | C26858 | Strap - Outer Link (Prior To S/N #2560005) | 2 |
| 17A | C33339 | Strap - Outer Link - Right | 2 |
| 17B | C33330 | Strap - Outer Link - Left | 4 |
| 18 | C26096 | Plate - Wing Lift Pivot | 2 |
| 19 | C26210 | Wing Support Ball - Inner | 2 |
| 20 | C26209 | Pivot - Wing Frame | 2 |
| 21 | C26601 | Wing Rest - Front | 2 |
| 22 | C26602 | Wing Rest - Rear | 2 |
| 23 | C34147 | Pad - Wing Rest | 2 |
| 24 | C26606 | Wing Rest - Outer Front (9 & 12 Spacing) | 2 |
| 24A | C26857 | Wing Rest - Outer Front (10 Spacing) | 6 |
| 25 | C26449 | Plate - Truss Spacer | 2 |
| 26 | C26448 | Clip - Cylinder Retainer | 1 |
| 27 | C26546 | Bracket - Wing Lock (Regular Hitch) | 1 |
| 27A | C33154 | Bracket - Wing Lock (Heavy Duty Hitch) | 1 |
| 28 | C26548 | Handle - Wing Lock | 1 |
| 29 | H10458 | Stop | 2 |
| 30 | C26230 | Lock - Wing | 2 |
| 31 | D17807 | Nylon Idler | 1 |
| 32 | C26540 | Bracket - Idler | 1 |
| 33 | C26814 | Spring - 1 1/8 OD x 6 1/16 Lg | 2 |
| 34 | W-106 | Spring - 9/16 OD x 3 27/32 Lg - Trailing | 1 |
| 35 | C26550 | Cable - Wing Lock - 3/16 | 3 |
| 36 | C26815 | Cable Thimble - 3/16 | 3 |
| 37 | S-1240 | Cable Clamp - 3/16 | 2 |
| 38 | D-4951 | Nylon Tie Strap - 7 3/8 Lg | 1 |
| 39 | H10530 | Button Head Pin - 7/16 x 1 5/16 Lg | 1 |
| 40 | W14968 | Clevis Pin - 1/2 x 1 1/4 UL | 2 |
| 41 | W-558 | Pin - 1 x 2 1/4 UL | 8 |
| 42 | C-1429 | Pin - 1 x 3 3/8 UL | 2 |
| 43 | C26844 | Pin - 1 x 6 1/8 UL | 2 |
| 44 | F-3645 | Pin - 1 x 5 1/4 UL | 2 |
| 45 | C26226 | Pin - Wing Lift - 1 1/4 x 5 1/4 Lg | 2 |
| 46 | C16602 | Pin - Center Hole - 1 1/4 x 4 Lg | 2 |
| 47 | C-3717 | Pin - Wing Lift Pivot - 1 x 4 1/8 UL | 4 |

Wing Lift Assembly - 5 Frame - 56 ft Base Unit

| Item | Part No. | Description | Qty |
|------|----------|--|-----|
| 48 | C37592 | Pin - Wing Lift - 1 1/4 x 5 1/8 UL (Wing Lift Arm w/Wear Plates) | 2 |
| 48A | C32739 | Pin - Wing Lift - 1 1/4 x 4 1/8 UL (Wing Lift Arm w/NO Wear Plates) | 2 |
| 48B | C33819 | Pin - Wing Lift - 1 1/4 x 5 1/8 UL (Wing Lift Arm w/Weld On Stop Lug Only) | 2 |
| 49 | C16605 | Pin - 1 1/4 x 5 1/2 UL | 2 |
| 50 | C26616 | Pin - 1 3/8 x 4 1/2 UL | 2 |
| 51 | C26324 | Pin - 1 3/8 x 5 1/8 UL | 2 |
| 52 | C26223 | Pin - Lift Arm - 1 1/2 x 6 3/8 UL | 1 |
| 53 | N15097 | U-Bolt - 3/8 x 2 3/8 x 5 | 1 |
| 54 | N15098 | U-Bolt - 3/8 x 4 3/8 x 5 (Regular Hitch) | 1 |
| 54A | D-4932 | U-Bolt - 3/8 x 4 1/8 x 3 (Heavy Duty Hitch) | 4 |
| 55 | D-4931 | U-Bolt - 5/8 x 2 x 5 1/2 | 4 |
| 56 | F-4543 | U-Bolt - 5/8 x 3 x 5 3/8 (Regular Hitch) | 4 |
| 56A | C-219 | U-Bolt - 5/8 x 4 x 5 9/16 (Heavy Duty Hitch) | 8 |
| 57 | C15252 | U-Bolt - 5/8 x 4 x 4 3/8 | 2 |
| 58 | C-219 | U-Bolt - 5/8 x 4 x 5 9/16 | 2 |
| 59 | C18639 | U-Bolt - 5/8 x 4 x 7 | 16 |
| 60 | C-5561 | U-Bolt - 3/4 x 4 x 5 9/16 | 4 |
| 61 | C26447 | U-Bolt - 3/4 x 4 x 7 | 2 |
| 62 | W-478 | Hex Bolt - 3/8 x 2 Lg | 2 |
| 63 | D-5265 | Carriage Bolt - 1/2 x 1 Lg | 2 |
| 64 | W-493 | Hex Bolt - 1/2 x 3 1/2 Lg | 2 |
| 65 | W-504 | Hex Bolt - 5/8 x 4 Lg | 4 |
| 66 | S-1191 | Hex Bolt - 3/4 x 5 Lg | 2 |
| 67 | C-3919 | Hex Bolt - 3/4 x 5 1/2 Lg | 4 |
| 68 | N13962 | Washer - 1.281 ID x 2 1/2 OD x 1/4 | 2 |
| 69 | D-5489 | Flatwasher - 3/8 | 6 |
| 70 | W-523 | Lockwasher - 3/8 | 4 |
| 71 | W-525 | Lockwasher - 1/2 | 46 |
| 72 | W-526 | Lockwasher - 5/8 | 62 |
| 73 | W-527 | Lockwasher - 3/4 | 8 |
| 74 | W-514 | Hex Nut - 3/8 | 4 |
| 75 | W-516 | Hex Nut - 1/2 | 46 |
| 76 | W-517 | Hex Nut - 5/8 | 62 |
| 77 | W-518 | Hex Nut - 3/4 | 2 |
| 78 | W-907 | Cotter Pin - 5/32 x 3/4 Lg | 20 |
| 79 | W-535 | Cotter Pin - 1/4 x 1 1/2 Lg | 4 |
| 80 | D-5244 | Spiral Pin - 1/4 x 2 HBK | 6 |
| 81 | T-5245 | Spiral Pin - 3/8 x 2 1/2 HBK | 16 |
| 82 | C-219 | U-Bolt - 5/8 x 4 x 5 9/16 (9 & 12 Spacing) | 2 |
| 82A | W-1854 | Hex Bolt - 3/8 x 3 Lg (10 Spacing) | 8 |
| 83 | W-526 | Lockwasher - 5/8 (9 & 12 Spacing) | 2 |
| 83A | W-523 | Lockwasher - 3/8 (10 Spacing) | 8 |
| 84 | W-517 | Hex Nut - 5/8 (9 & 12 Spacing) | 2 |
| 84A | W-514 | Hex Nut - 3/8 (10 Spacing) | 1 |
| 85 | F-4644 | Decal - Caution "Transport Locks" | 2 |
| 86 | C32196 | Spacer - 11/16 ID x 1 OD x 3 13/16 Lg | 2 |
| 87 | W-506 | Hex Bolt - 5/8 x 5 Lg | 4 |
| 88 | W-629 | Flatwasher - 5/8 | 2 |
| 89 | S-1197 | Lock Nut - 5/8 | 2 |
| 90 | D-5498 | Flatwasher - 1 (Prior To S/N #2560005629) | 6 |
| 90A | C-3258 | Flatwasher - 1 - (3/16 Thick) (Prior To S/N #2560705815) | 4 |
| 90B | F-4490 | Flatwasher - 1 - (1/4 Thick) | 2 |
| 91 | C-5561 | U-Bolt - 3/4 x 4 x 5 9/16 (Regular Hitch) | 4 |
| 91A | C26955 | U-Bolt - 3/4 x 4 x 8 (Heavy Duty Hitch) | 2 |
| 92 | W-558 | Pin - 1 x 2 1/4 UL (Prior To S/N #2560005629) | 2 |
| 92A | C18851 | Pin - 1 x 4 3/4 UL (Prior To S/N #2560705815) | 2 |
| 92B | S13261 | Pin - 1 x 5 5/8 UL | 2 |
| 93 | C-1429 | Pin - 1 x 3 3/8 UL (Prior To S/N #2560005629) | 2 |
| 93A | S13261 | Pin - 1 x 5 5/8 UL | 2 |
| 94 | N34476 | Reflector - Red | 2 |
| 95 | N34478 | Reflector - Orange | 2 |
| 96 | C32739 | Pin - Wing Lift - 1 1/4 x 4 1/8 UL | 2 |
| 97 | W-501 | Hex Nut - 5/8 x 2 1/2 Lg | 8 |

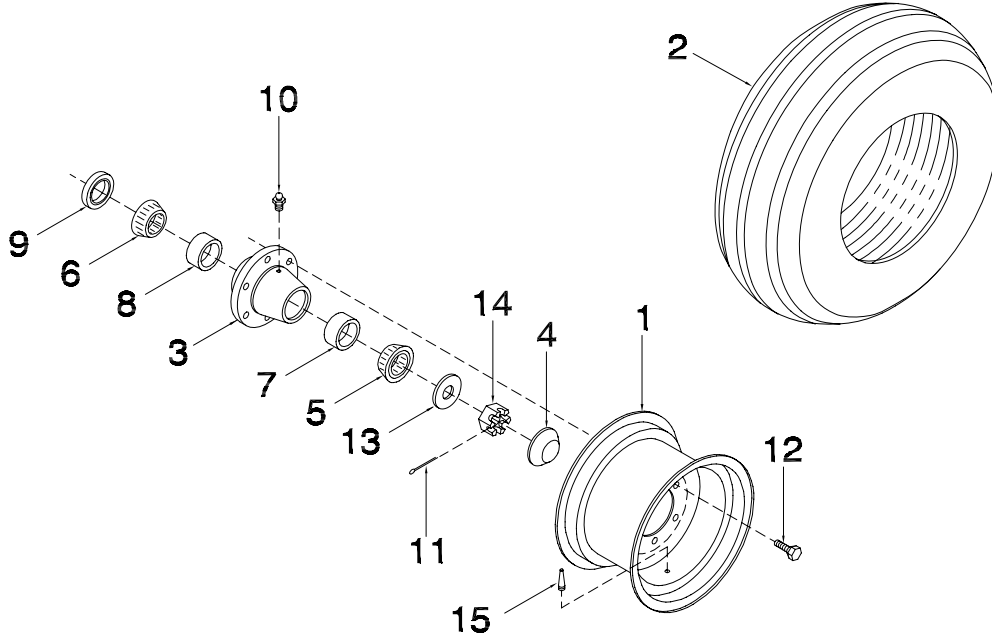
Section 4: Wheel & Hub Assembly

Section Contents

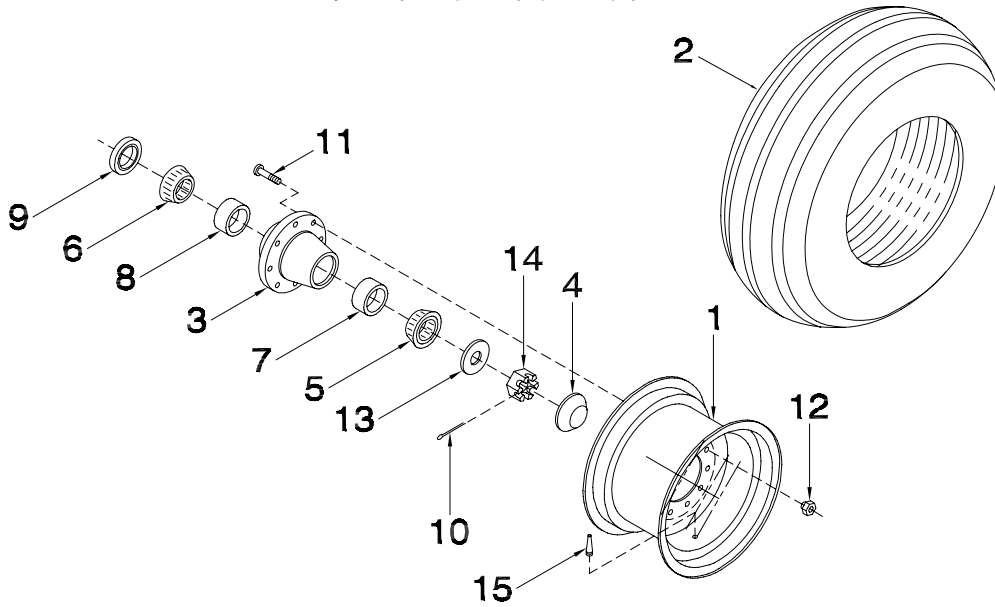
| | |
|--|------|
| Main Walking Axles | 4-2 |
| Wing Walking Axles | 4-4 |
| Main Gauge Wheels - Dual Castor - Prior to 2006 | 4-6 |
| Main Gauge Wheels & Hubs - 23, 26, 29, 32, 38 and 44 | 4-8 |
| Main Gauge Wheels & Hubs - 50 and 56 | 4-10 |
| Wing Gauge Wheels | 4-12 |

Wheel & Hub Assembly Main Walking Axles

3 Frame Machines



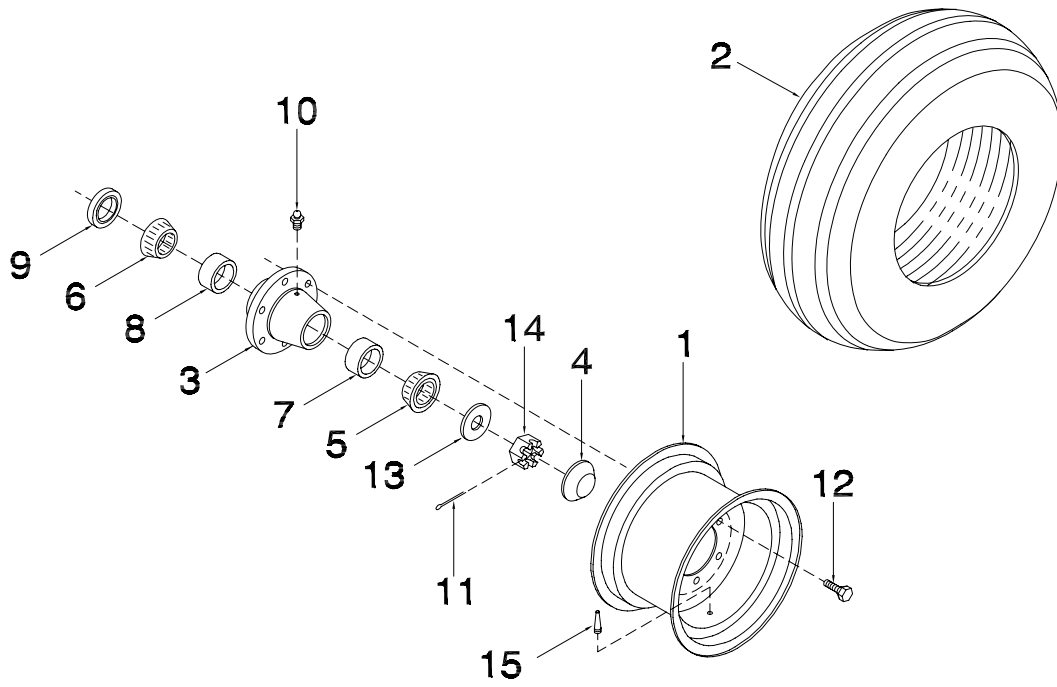
5 Frame Machines



Wheel & Hub Assembly - Main Walking Axles

| Item | Part No. | Description | Qty |
|-------------------------|----------|--|-----|
| 3 Frame Machines | | | |
| 1 | C-1473 | Rim - 15 x 8 - 6 Hole | 4 |
| 2 | W12844 | Tire - 9.5L x 15 FI - Load Range D (23 ft, 26 ft Base) | 4 |
| | K-5688 | Tire - 11L x 15 FI - Load Range D (29 ft, 32 ft, 38 ft Base) | 4 |
| 3 | C-1463 | Heavy Duty Hub Assy (Includes Items #4, 7, 8 & 10) | 4 |
| 4 | C-1522 | Dust Cap #DC-15 | 4 |
| 5 | W-1474 | Bearing Cone - Outer #LM48548 | 4 |
| 6 | W-1475 | Bearing Cone - Inner #LM603049 | 4 |
| 7 | W-1537 | Bearing Cup - Outer #LM48510 | 4 |
| 8 | W-1538 | Bearing Cup - Inner #LM603011 | 4 |
| 9 | C-1521 | Dust Seal #20674 PHLE | 4 |
| 10 | S-752 | Grease Nipple - 1/4 NPT Straight | 4 |
| 11 | W-1416 | Cotter Pin - 3/16 x 1 1/2 Lg | 4 |
| 12 | W-1383 | Wheel Stud Bolt - 9/16 x 1 11/16 Lg | 24 |
| 13 | C-3258 | Flatwasher - 2 OD x 1 1/16 ID x 3/16 | 4 |
| 14 | S-1311 | Slotted Nut - 1-14 UNS | 4 |
| 15 | C17348 | Valve Stem #TR-416 | 4 |
| 5 Frame Machines | | | |
| 1 | C17355 | Rim - 15 x 10 - 8 Hole | 4 |
| 2 | C16609 | Tire - 11L x 15 FI - Load Range F | 4 |
| 3 | N19173 | Hub Assy (Includes Items #7, 8 & 11) | 4 |
| 4 | N19171 | Dust Cap #DC-26 | 4 |
| 5 | N19170 | Bearing Cone - Outer #LM501349 | 4 |
| 6 | N19169 | Bearing Cone - Inner #387AS | 4 |
| 7 | N19168 | Bearing Cup - Outer #LM501310 | 4 |
| 8 | N19167 | Bearing Cup - Inner #382A | 4 |
| 9 | N19172 | SealC/R #25108 | 4 |
| 10 | D-5239 | Cotter Pin - 1/4 x 2 1/4 Lg | 4 |
| 11 | N19727 | Press-In-Bolt - 5/8-18 UNF x 2 1/2 Lg | 32 |
| 12 | N19586 | Tapered Wheel Nut - 5/8-18 UNF | 32 |
| 13 | N13962 | Flatwasher - 2 1/2 OD x 1.281 ID x 1/4 | 4 |
| 14 | N19484 | Slotted Nut - 1 1/4 -12 UNF | 4 |
| 15 | C17348 | Valve Stem #TR-416 | 4 |

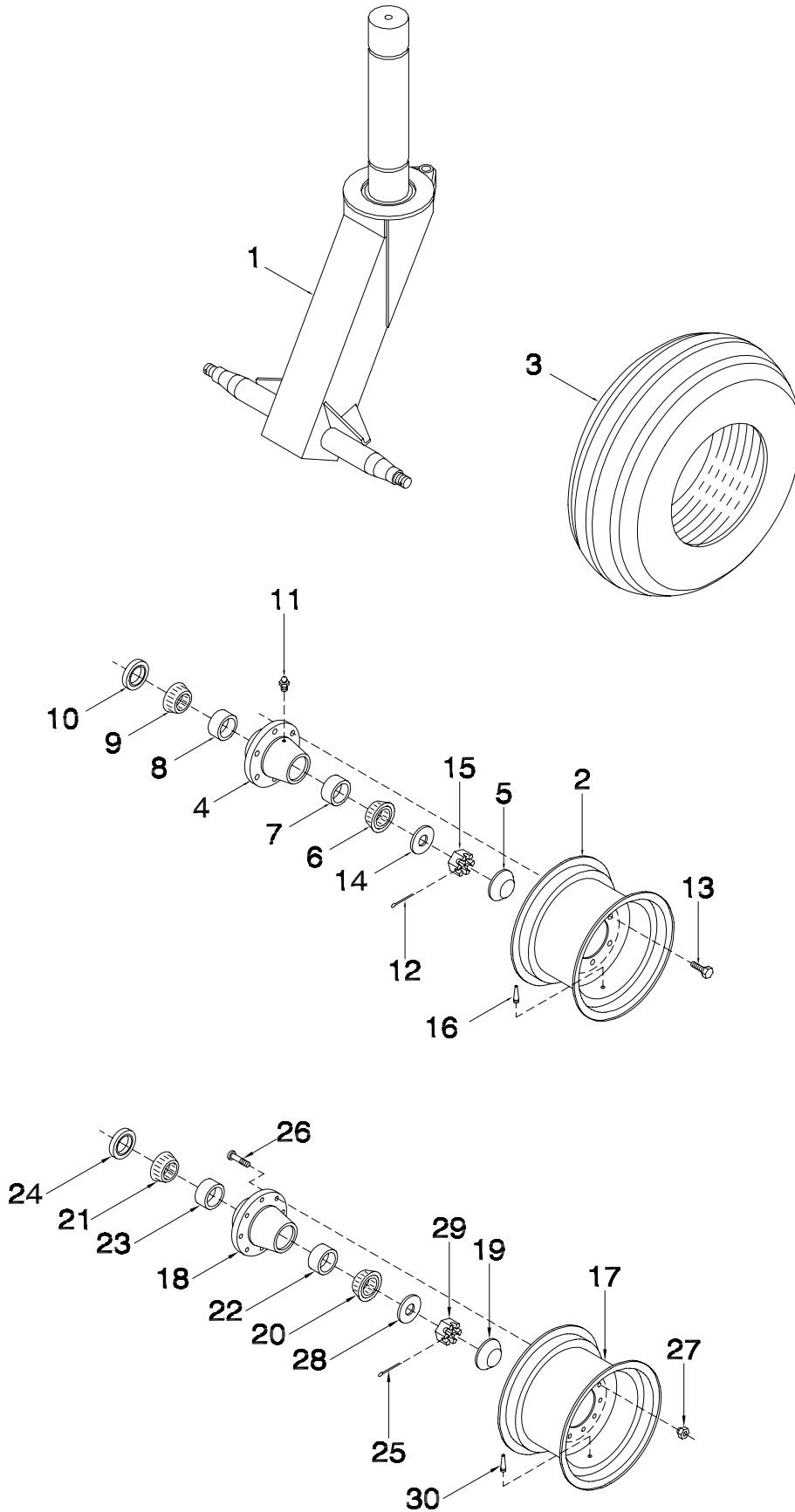
Wheel & Hub Assembly Wing Walking Axles



Wheel & Hub Assembly - Wing Walking Axles

| Item | Part No. | Description | Qty |
|------|----------|--|-----|
| 1 | C-1473 | Rim - 15 x 8 - 6 Hole | 1 |
| 2 | C-1491 | Tire - 9.5L x 15 (6 Ply Rating) | 1 |
| 3 | C-1463 | Heavy Duty Hub Assembly (Includes Items #4, 7, 8 & 10) | 1 |
| 4 | C-1522 | Dust Cap#DC-15 | 1 |
| 5 | W-1474 | Bearing Cone - Outer #LM48548 | 1 |
| 6 | W-1475 | Bearing Cone - Inner #LM603049 | 1 |
| 7 | W-1537 | Bearing Cup - Outer #LM48510 | 1 |
| 8 | W-1538 | Bearing Cup - Inner #LM603011 | 1 |
| 9 | C-1521 | Dust Seal #20674 PHLE | 1 |
| 10 | S-752 | Grease Nipple - 1/4 NPT Straight | 1 |
| 11 | W-1416 | Cotter Pin - 3/16 x 1 1/2 Lg | 1 |
| 12 | W-1383 | Wheel Stud Bolt - 9/16 x 1 11/16 Lg | 6 |
| 13 | C-3258 | Flatwasher - 2 OD x 1 1/16 ID x 3/16 | 1 |
| 14 | S-1311 | Slotted Nut - 1-14 UNS | 1 |
| 15 | W-3328 | Valve Stem #TR-415 | 1 |

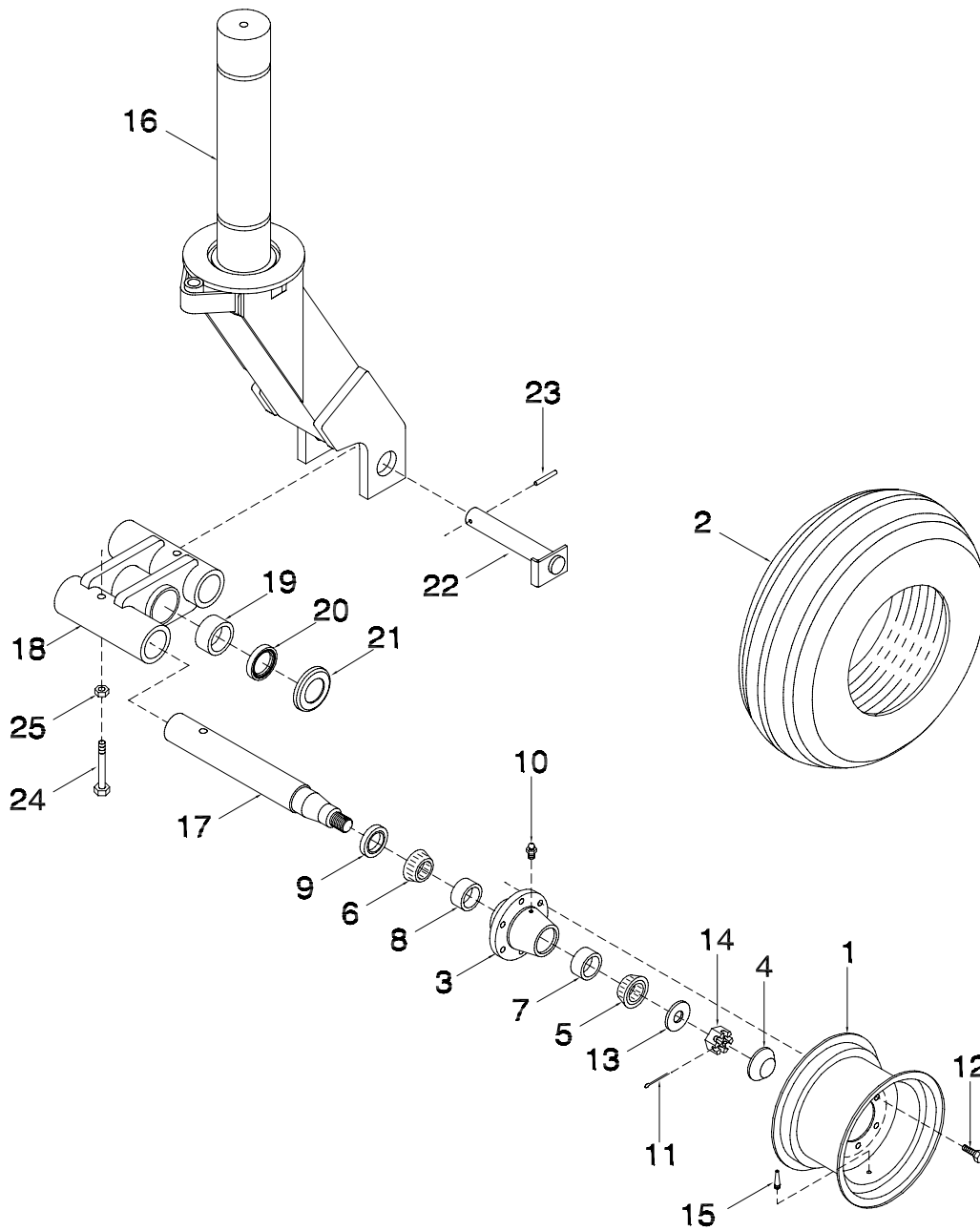
Wheel & Hub Assembly Main Gauge Wheels - Dual Castor - Prior to 2006



Wheel & Hub Assembly - Main Gauge Wheels - Dual Castor

| Item | Part No. | Description | Qty |
|---|----------|---|-----|
| 23 ft, 26 ft, 29 ft, 32 ft, 38 ft & 44 ft Base | | | |
| 1 | S22338 | Castor Fork - Dual | 1 |
| 2 | C-1473 | Rim - 15 x 8 - 6 Hole (23 ft, 26 ft, 29 ft, 32 ft, 38 ft, 44 ft Base) | 2 |
| 3 | W12844 | Tire - 9.5L x 15 FI - Load Range D (23 ft, 26 ft Base) | 2 |
| | K-5688 | Tire - 11L x 15 FI - Load Range D (29 ft, 32 ft, 38 ft, 44 ft Base) | 2 |
| 4 | C-1463 | Heavy Duty Hub(Includes Items #4, 7, 8 & 11) | 2 |
| 5 | C-1522 | Dust Cap #DC-15 | 2 |
| 6 | W-1474 | Bearing Cone - Outer #LM48548 | 2 |
| 7 | W-1537 | Bearing Cup - Outer #LM48510 | 2 |
| 8 | W-1538 | Bearing Cup - Inner #LM603011 | 2 |
| 9 | W-1475 | Bearing Cone - Inner #LM603049 | 2 |
| 10 | C-1521 | Dust Seal #20674 PHLE | 2 |
| 11 | S-752 | Grease Zerk - 1/4 NPT Straight | 2 |
| 12 | W-1416 | Cotter Pin - 3/16 x 1 1/2 Lg | 2 |
| 13 | W-1383 | Wheel Stud Bolt - 9/16 x 1 11/16 Lg | 12 |
| 14 | C-3258 | Flatwasher - 1 1/16 ID x 2 OD x 11 Ga | 2 |
| 15 | S-1311 | Slotted Nut - 1 UNS | 2 |
| 16 | C17348 | Valve Stem #TR-416 | 2 |
| 50 ft & 56 ft Base | | | |
| 1 | C26812 | Heavy Duty Castor Fork - Dual | 1 |
| 17 | C17355 | Rim - 15 x 10 - 8 Hole | 2 |
| 3 | C16609 | Tire - 11L x 15 FI - Load Range F | 2 |
| 18 | N19173 | Hub Assy(Inclltems #7, 8 & 11) | 2 |
| 19 | N19171 | Dust Cap #DC-26 | 2 |
| 20 | N19170 | Bearing Cone - Outer #LM501349 | 2 |
| 21 | N19169 | Bearing Cone - Inner#387AS | 2 |
| 22 | N19168 | Bearing Cup - Outer #LM501310 | 2 |
| 23 | N19167 | Bearing Cup - Inner #382A | 2 |
| 24 | N19172 | SealC/R #25108 | 2 |
| 25 | D-5239 | Cotter Pin - 1/4 x 2 1/4 Lg | 2 |
| 26 | N19727 | Press-In-Bolt - 5/8-18 UNF x 2 1/2 Lg | 16 |
| 27 | N19586 | Tapered Wheel Nut - 5/8-18 UNF | 16 |
| 28 | N13962 | Flatwasher - 2 1/2 OD x 1.281 ID x 1/4 | 2 |
| 29 | N19484 | Slotted Nut - 1 1/4 -12 UNF | 2 |
| 30 | C17348 | Valve Stem #TR-416 | 2 |

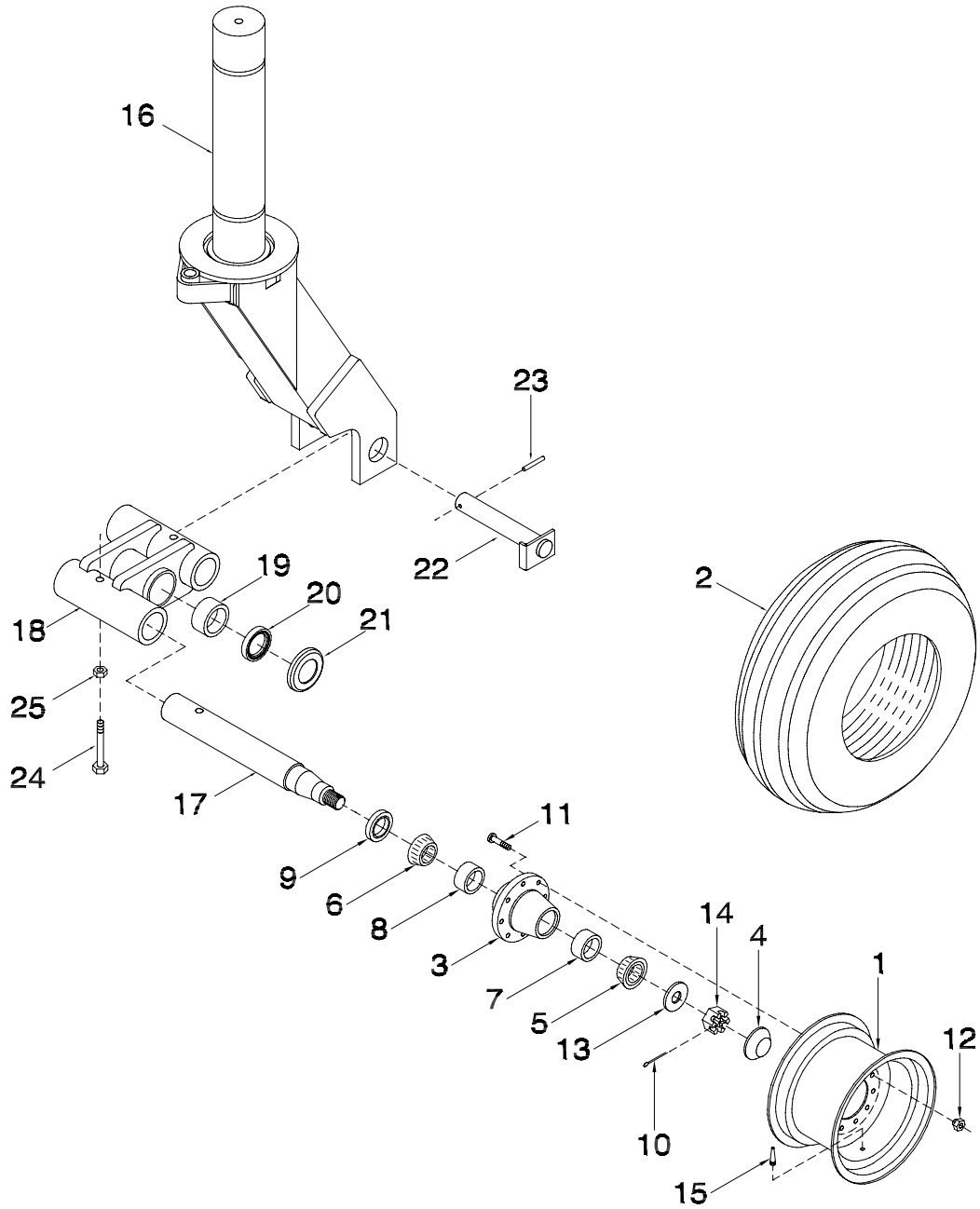
Wheel & Hub Assembly
Main Gauge Wheels & Hubs - 23, 26, 29, 32, 38 and 44



Main Gauge Wheels & Hubs - 23, 26, 29, 32, 38 and 44

| Item | Part No. | Description | Qty |
|--|----------|--|-----|
| 23, 26, 29, 32, 38 and 44 base models | | | |
| 1 | C-1473 | Rim - 15 x 8 - 6 Bolt | 2 |
| 2 | W12884 | Tire - 9.5L x 15FI - Load Range D (23 ft, 26 ft Base) | 2 |
| | K-5688 | Tire - 11L x 15FI - Load Range D (29 ft, 32 ft, 38 ft, 44 ft Base) | 2 |
| 3 | C-1463 | Heavy Duty Hub (Includes Items 7, 8 & 10) | 2 |
| 4 | C-1522 | Dust Cap | 2 |
| 5 | W-1474 | Outer Wheel Bearing | 2 |
| 6 | W-1475 | Inner Wheel Bearing | 2 |
| 7 | W-1537 | Outer Bearing Cup | 2 |
| 8 | W-1538 | Inner Bearing Cup | 2 |
| 9 | C-1521 | Seal | 2 |
| 10 | S-752 | Grease Zerk - 1/4 NPT Straight | 2 |
| 11 | W-1416 | Cotter Pin - 3/16 x 1 1/2 | 2 |
| 12 | W-1383 | Wheel Stud Bolt - 9/16 x 1 11/16 | 12 |
| 13 | C-3258 | Flatwasher - 2 OD x 1 1/16 ID x 3/16 | 2 |
| 14 | S-1311 | Slotted Nut - 1 SAE | 2 |
| 15 | C17348 | Valve Stem - TR-416 | 2 |
| 16 | S32558 | Offset Castor - Main | 1 |
| 17 | S32545 | Spindle 2" Dia | 2 |
| 18 | S39440 | Axle Bracket - Offset (Includes items 19 & 20) | 1 |
| 19 | C26086 | Bearing - Garlock - 1 3/4 OD x 1 1/2 Lg | 2 |
| 20 | C26266 | Dust Seal - 2.54 OD x 2.66 Thick | 2 |
| 21 | C26082 | Washer - Formed - 1 3/4 ID | 2 |
| 22 | C26085 | Pin - Walking Beam Pivot - 1 3/4 x 6 5/8 UL | 1 |
| 23 | T-5245 | Spiral Pin - 3/8 x 2 1/2 | 1 |
| 24 | W-493 | Hex Bolt - 1/2 x 3-1/2 Lg | 2 |
| 25 | F-3405 | Locknut - 1/2 Unitorque | 2 |
| | C43599 | Kit - Offset Front Dual Wheel (To convert units built prior to 2006) (Kit includes Castor Bracket S32550) | |

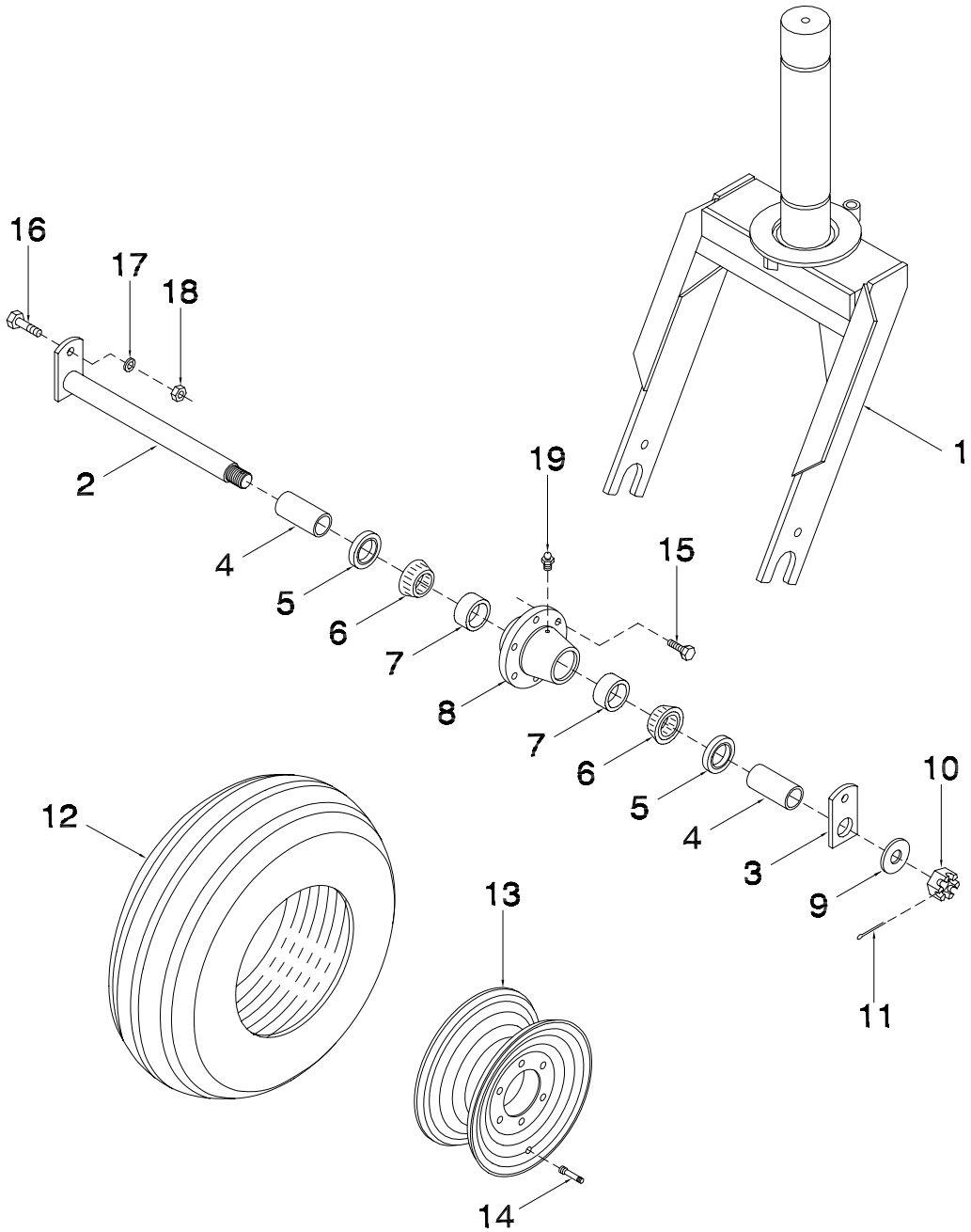
Wheel & Hub Assembly Main Gauge Wheels & Hubs - 50 and 56



Main Gauge Wheels & Hubs - 50 and 56

| Item | Part No. | Description | Qty |
|------------------------------|----------|--|-----|
| 50 and 56 base models | | | |
| 1 | C17355 | Rim - 15 x 10 - 8 Bolt..... | 2 |
| 2 | C26840 | Tire - 12.5 x 15FI - Load Range F | 2 |
| 3 | N19173 | Hub (Includes Items 7, 8 & 11) | 2 |
| 4 | N19171 | Dust Cap | 2 |
| 5 | N19170 | Outer Wheel Bearing | 2 |
| 6 | N19169 | Inner Wheel Bearing | 2 |
| 7 | N19168 | Outer Bearing Cup | 2 |
| 8 | N19167 | Inner Bearing Cup | 2 |
| 9 | N19172 | Seal | 2 |
| 10 | D-5239 | Cotter Pin - 1/4 x 2 1/4 | 2 |
| 11 | N19727 | Wheel Stud - 5/8 x 18 UNF x 2 1/2 | 16 |
| 12 | N19586 | Wheel Nut - 5/8 | 16 |
| 13 | N13962 | Flatwasher | 2 |
| 14 | N19484 | Castle Nut - 1 1/4 | 2 |
| 15 | C17348 | Valve Stem - TR-416 | 2 |
| 16 | S32558 | Offset Castor - Main | 1 |
| 17 | S32556 | Spindle 2 1/2" Dia | 2 |
| 18 | S39991 | Axle Bracket - Offset (Includes items 19 & 20) | 1 |
| 19 | C26086 | Bearing - Garlock - 1 3/4 OD x 1 1/2 Lg | 2 |
| 20 | C26266 | Dust Seal - 2.54 OD x 0.266 Thick | 2 |
| 21 | C26082 | Washer - Formed - 1 3/4 ID | 2 |
| 22 | C26085 | Pin - Walking Beam Pivot - 1 3/4 x 6 5/8 UL | 1 |
| 23 | T-5245 | Spiral Pin - 3/8 x 2 1/2 | 1 |
| 24 | W-495 | Hex Bolt - 1/2 x 4 Lg | 2 |
| 25 | F-3405 | Locknut - 1/2 Unitorque | 2 |

Wheel & Hub Assembly Wing Gauge Wheels



Wheel & Hub Assembly - Wing Gauge Wheels

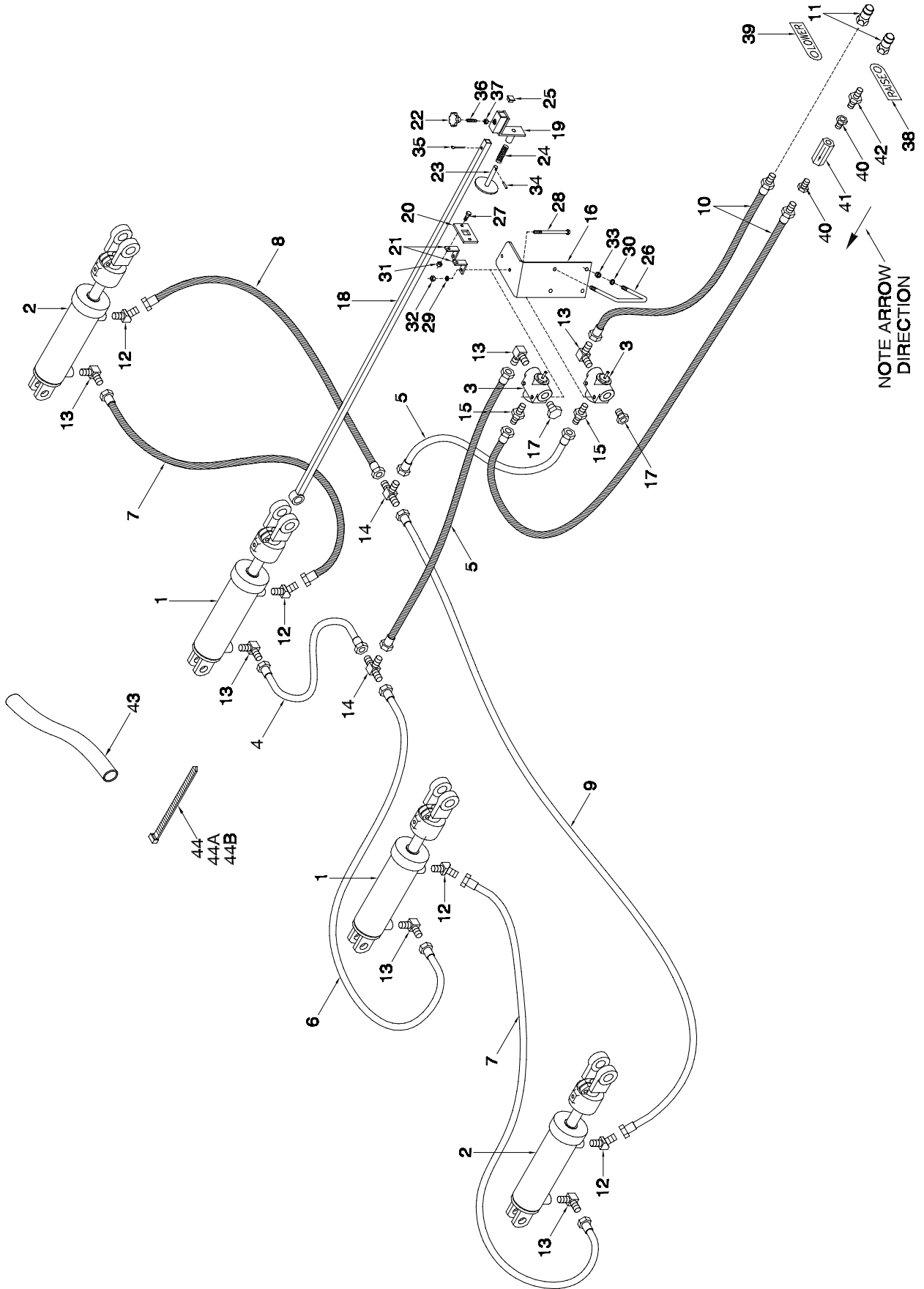
| Item | Part No. | Description | Qty |
|------|----------|--|-----|
| 1 | C18657 | Castor Fork - 3..... | 1 |
| 2 | N19164 | Spindle | 1 |
| 3 | D-4947 | Plate - Straddle Hub | 1 |
| 4 | N19165 | Spacer | 2 |
| 5 | D-5402 | Dust Seal #SE-14 | 2 |
| 6 | W-1474 | Bearing Cone - Outer #LM48548 | 2 |
| 7 | W-1537 | Bearing Cup - Outer #LM48510 | 2 |
| 8 | D-4837 | Hub - Straddle (Includes Items # 7 & 19) | 1 |
| 9 | D-5498 | Flatwasher - 1 1/16 ID x 2 OD x 11 Ga | 1 |
| 10 | S-1311 | Slotted Nut - 1 UNS | 1 |
| 11 | D-5238 | Cotter Pin - 3/16 x 1 3/4 Lg..... | 1 |
| 12 | C-1491 | Tire - 9.5L x 15 (6 Ply Rating) (23 ft, 26 ft Base) | 1 |
| | W14600 | Tire - 11L x 15 SL(6 Ply Rating) (29 ft, 32 ft, 38 ft, 44 ft, 50 ft, 56 ft Base) | 1 |
| 13 | C-1473 | Rim - 15 x 8 - 6 Hole (23 ft, 26 ft Base) | 1 |
| | C16611 | Rim - 15 x 10 - 6 Hole (29 ft, 32 ft, 38 ft, 44 ft, 50 ft, 56 ft Base) | 1 |
| 14 | W-3328 | Valve Stem #TR-415 | 1 |
| 15 | W-1383 | Wheel Stud Bolt - 9/16 x 1 11/16 Lg | 6 |
| 16 | W-498 | Hex Bolt - 5/8 x 1 3/4 Lg | 2 |
| 17 | W-526 | Lockwasher - 5/8 | 2 |
| 18 | W-517 | Hex Nut - 5/8..... | 2 |
| 19 | S-752 | Grease Nipple - 1/4 NPT Straight | 1 |

Section 5: Depth Control Hydraulics

Section Contents

| | |
|------------------------|-----|
| 3 Frame Machines | 5-2 |
| 5 Frame Machines | 5-4 |

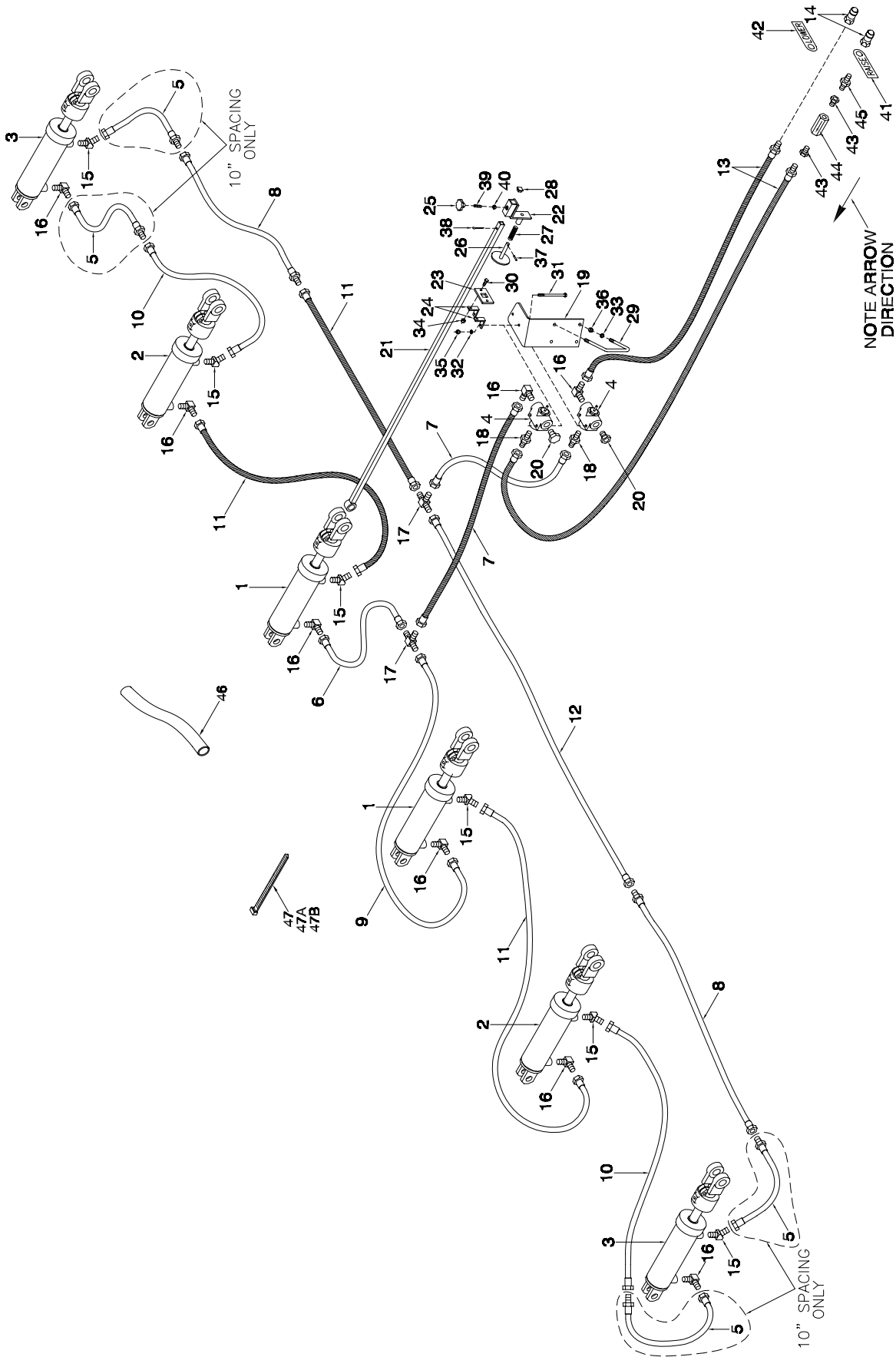
Depth Control Hydraulics 3 Frame Machines



Depth Control Hydraulics - 3 Frame Machines

| Item | Part No. | Description | Qty |
|------|----------|---|-------|
| 1 | C26300 | Cylinder - 4 x 12 Lg w/1 3/8 Shaft - GBP | 2 |
| 2 | C26301 | Cylinder- 3 3/4 x 12 Lg w/1 3/8 Shaft - GBP | 2 |
| 3 | C28501 | Depth Stop Valve | 2 |
| 4 | H-4404 | Hose- 1/2 x 36 Lg w/7/8-14 FJIC (23 ft & 29 ft Base Units) | 1 |
| | C26344 | Hose- 1/2 x 42 Lg w/7/8-14 FJIC (26 ft, 32 ft & 38 ft Base Units) | 1 |
| 5 | F-4565 | Hose - 1/2 x 60 Lg w/7/8-14 FJIC | 2 |
| 6 | C26345 | Hose - 1/2 x 126 Lg w/7/8-14 FJIC | 1 |
| 7 | C26345 | Hose - 1/2 x 126 Lg w/7/8-14 FJIC (23 ft & 26 ft Base Units)..... | 2 |
| | C26343 | Hose - 1/2 x 162 Lg w/7/8-14 FJIC (29 ft & 32 ft Base Units)..... | 2 |
| | C26336 | Hose - 1/2 x 198 Lg w/7/8-14 FJIC (38 ft Base Units) | 2 |
| 8 | H-4408 | Hose - 1/2 x 84 Lg w/7/8-14 FJIC (23 ft Base Units) | 1 |
| | C26345 | Hose - 1/2 x 126 Lg w/7/8-14 FJIC (26 ft & 29 ft Base Units)..... | 1 |
| | C26343 | Hose - 1/2 x 162 Lg w/7/8-14 FJIC (32 ft Base Units) | 1 |
| | C26336 | Hose - 1/2 x 198 Lg w/7/8-14 FJIC (38 ft Base Units) | 1 |
| 9 | C26336 | Hose - 1/2 x 198 Lg w/7/8-14 FJIC (23 ft & 26 ft Base Units)..... | 1 |
| | C26346 | Hose - 1/2 x 240 Lg w/7/8-14 FJIC (29 ft & 32 ft Base Units)..... | 1 |
| | C26337 | Hose - 1/2 x 276 Lg w/7/8-14 FJIC (38 ft Base Units) | 1 |
| 10 | C26338 | Hose - 1/2 x 336 Lg w/7/8-14 FJIC x 1/2 MNPT | 2 |
| 11 | C-817 | Male Pioneer Tip - 1/2 FNPT | 2 |
| 12 | C26333 | 45 Male Elbow - 7/8-14 MJIC x 3/4-16 ORB | 4 |
| 13 | C24585 | 90 Male Elbow - 7/8-14 MJIC x 3/4-16 ORB | 6 |
| 14 | C-4394 | Tee - (3) 7/8-14 MJIC | 2 |
| 15 | C14840 | Connector - 7/8-14 MJIC x 3/4-16 ORB | 2 |
| 16 | C26351 | Bracket - Depth Stop Valve | 1 |
| 17 | C28505 | Plug - 3/4-16 ORB | 2 |
| 18 | C26352 | Tube - Depth Stop | 1 |
| 19 | C26353 | Plunger - Depth Stop | 1 |
| 20 | C26354 | Plate - Depth Stop Slider | 1 |
| 21 | C26355 | Strap - Side Plate | 2 |
| 22 | D-5204 | Knob - 3/8 | 1 |
| 23 | C26633 | Rod - Depth Stop Plunger | 1 |
| 24 | C18027 | Spring - 1.25 OD x 2 1/2 Lg | 1 |
| 25 | N21057 | Square Insert Glide - #312-495 | 1 |
| 26 | D-4932 | U-Bolt - 3/8 x 4 1/2 x 3 | 2 |
| 27 | F-1767 | Hex Bolt - 5/16 x 3/4 Lg | 2 |
| 28 | C26820 | Hex Bolt - 5/16 x 4 1/2 Lg | 2 |
| 29 | W-522 | Lockwasher - 5/16 | 2 |
| 30 | W-523 | Lockwasher - 3/8 | 4 |
| 31 | D-5278 | Locknut - 5/16 Serrated | 2 |
| 32 | W-513 | Hex Nut - 5/16 | 2 |
| 33 | W-514 | Hex Nut - 3/8 | 4 |
| 34 | S-3001 | Spiral Pin - 3/16 x 1 Lg | 1 |
| 35 | W-532 | Cotter Pin - 3/16 x 1 Lg | 1 |
| 36 | C26859 | Stud - 3/8 x 1 1/4 Lg | 1 |
| 37 | S-748 | Jam Nut - 3/8 | 1 |
| 38 | S29958 | Tag - Hose ID - Depth Control - RAISE | 1 |
| 39 | S29959 | Tag - Hose ID - Depth Control - LOWER | 1 |
| 40 | C16457 | Adaptor - 3/4-16 ORB | 2 |
| 41 | C39519 | Restrictor Valve (FRF-08-156) | 1 |
| 42 | C-1488 | Connector -1/2 MNPT | 1 |
| 43 | R480045 | Hose Cover 2 ID | 12 ft |
| 44 | D-4838 | Tie Strap - 14 1/2 Lg | 4 |
| 44A | D-4951 | Tie Strap - 7 3/8 Lg | 2 |
| 44B | S13336 | Tie Strap - 28 1/4 Lg | 14 |

Depth Control Hydraulics 5 Frame Machines



Depth Control Hydraulics - 5 Frame Machines

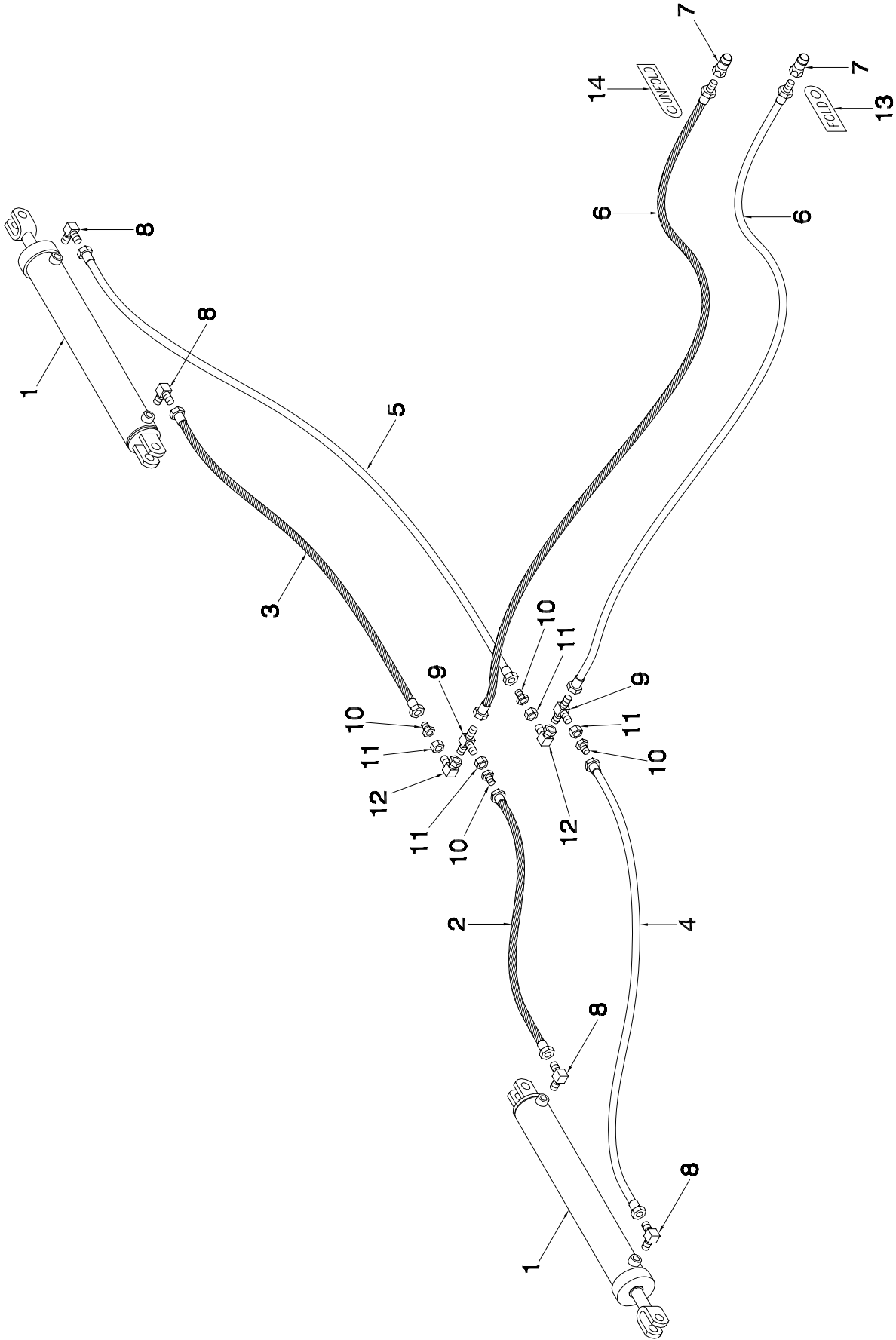
| Item | Part No. | Description | Qty |
|------|----------|--|-------|
| 1 | C26300 | Cylinder - 4 x 12 Lg w/1 3/8 Shaft - GBP | 2 |
| 2 | C26301 | Cylinder- 3 3/4 x 12 Lg w/1 3/8 Shaft - GBP | 2 |
| 3 | C26302 | Cylinder- 3 1/2 x 12 Lg w/1 1/4 Shaft - GBP | 2 |
| 4 | C28501 | Depth Stop Valve | 2 |
| 5 | C26444 | Hose - 1/2 x 16 Lg w/7/8-14 MJIC x 7/8-14 FJIC (10 Spacing ONLY) | 4 |
| 6 | C26344 | Hose- 1/2 x 42 Lg w/7/8-14 FJIC | 1 |
| 7 | F-4565 | Hose - 1/2 x 60 Lg w/7/8-14 FJIC | 2 |
| | H-4408 | Hose - 1/2 x 84 Lg w/7/8 -14 FJIC (Used on 50 ft & 56 ft Heavy Duty Hitch) | 2 |
| 8 | F-5679 | Hose - 1/2 x 96 Lg w/7/8-14 FJIC x 7/8-14 FJIC(44 ft & 50 ft Base Units) | 2 |
| | N17242 | Hose - 1/2 x 132 Lg w/7/8-14 FJIC x 7/8-14 FJIC(56 ft Base Units) | 2 |
| 9 | C26345 | Hose - 1/2 x 126 Lg w/7/8-14 FJIC | 1 |
| 10 | N19345 | Hose - 1/2 x 132 Lg w/7/8-14 FJIC (44 ft & 50 ft Base Units) | 2 |
| | N21721 | Hose - 1/2 x 180 Lg w/7/8-14 FJIC (56 ft Base Units) | 2 |
| 11 | C26343 | Hose - 1/2 x 162 Lg w/7/8-14 FJIC (44 ft Base Units) | 3 |
| | C26336 | Hose - 1/2 x 198 Lg w/7/8-14 FJIC (50 ft & 56 ft Base Units) | 3 |
| 12 | C26346 | Hose - 1/2 x 240 Lg w/7/8-14 FJIC (44 ft Base Units) | 1 |
| | C26337 | Hose - 1/2 x 276 Lg w/7/8-14 FJIC (50 ft & 56 ft Base Units) | 1 |
| 13 | C26338 | Hose - 1/2 x 336 Lg w/7/8-14 FJIC x 1/2 MNPT | 2 |
| 14 | C-817 | Male Pioneer Tip - 1/2 FNPT | 2 |
| 15 | C26333 | 45 Male Elbow - 7/8-14 MJIC x 3/4-16 ORB | 6 |
| 16 | C24585 | 90 Male Elbow - 7/8-14 MJIC x 3/4-16 ORB | 8 |
| 17 | C-4394 | Tee - (3) 7/8-14 MJIC | 2 |
| 18 | C14840 | Connector - 7/8-14 MJIC x 3/4-16 ORB | 2 |
| 19 | C26351 | Bracket - Depth Stop Valve | 1 |
| | C33155 | Bracket - Depth Stop Valve (Used on 50 ft & 56 ft Heavy Duty Hitch) | 1 |
| 20 | C28505 | Plug - 3/4-16 ORB | 2 |
| 21 | C26352 | Tube - Depth Stop | 1 |
| | C33156 | Tube - Depth Stop (Used on 50 ft & 56 ft Heavy Duty Hitch) | 1 |
| 22 | C26353 | Plunger - Depth Stop | 1 |
| 23 | C26354 | Plate - Depth Stop Slider | 1 |
| 24 | C26355 | Strap - Side Plate | 2 |
| 25 | D-5204 | Knob - 3/8 | 1 |
| 26 | C26633 | Rod - Depth Stop Plunger | 1 |
| 27 | C18027 | Spring - 1.25 OD x 2 1/2 Lg | 1 |
| 28 | N21057 | Square Insert Glide - #312-495 | 1 |
| 29 | D-4932 | U-Bolt - 3/8 x 4 1/2 x 3 | 2 |
| 30 | F-1767 | Hex Bolt - 5/16 x 3/4 Lg | 2 |
| 31 | C26820 | Hex Bolt - 5/16 x 4 1/2 Lg | 2 |
| 32 | W-522 | Lockwasher - 5/16 | 2 |
| 33 | W-523 | Lockwasher - 3/8 | 4 |
| 34 | D-5278 | Locknut - 5/16 Serrated | 2 |
| 35 | W-513 | Hex Nut - 5/16 | 2 |
| 36 | W-514 | Hex Nut - 3/8 | 4 |
| 37 | S-3001 | Spiral Pin - 3/16 x 1 Lg | 1 |
| 38 | W-532 | Cotter Pin - 3/16 x 1 Lg | 1 |
| 39 | C26859 | Stud - 3/8 x 1 1/4 Lg | 1 |
| 40 | S-748 | Jam Nut - 3/8 | 1 |
| 41 | C29958 | Tag - Hose ID - Depth Control - RAISE | 1 |
| 42 | C29959 | Tag - Hose ID - Depth Control - LOWER | 1 |
| 43 | C16457 | Adaptor - 3/4-16 ORB | 2 |
| 44 | C39519 | Restrictor Valve (FRF-08-156) | 1 |
| 45 | C-1488 | Connector -1/2 MNPT | 1 |
| 46 | R480045 | Hose Cover 2 ID | 12 ft |
| 47 | D-4838 | Tie Strap - 14 1/2 Lg | 4 |
| 47A | D-4951 | Tie Strap - 7 3/8 Lg | 2 |
| 47B | S13336 | Tie Strap - 28 1/4 Lg | 14 |

Section 6: Wing Lift Hydraulics

Section Contents

| | |
|--|-----|
| 3 Frame - 23 ft & 26 ft Base Unit | 6-2 |
| 3 Frame - 29 ft, 32 ft & 38 ft Base Units - Prior to November 2007 | 6-4 |
| 29 ft Base from Serial No. 2290903101 | 6-6 |
| 32 ft Base from Serial No. 2320803407 | 6-6 |
| 38 ft Base from Serial No. 2380805281 | 6-6 |
| 5 Frame - 44 ft, 50 ft & 56 ft Base Units | 6-8 |

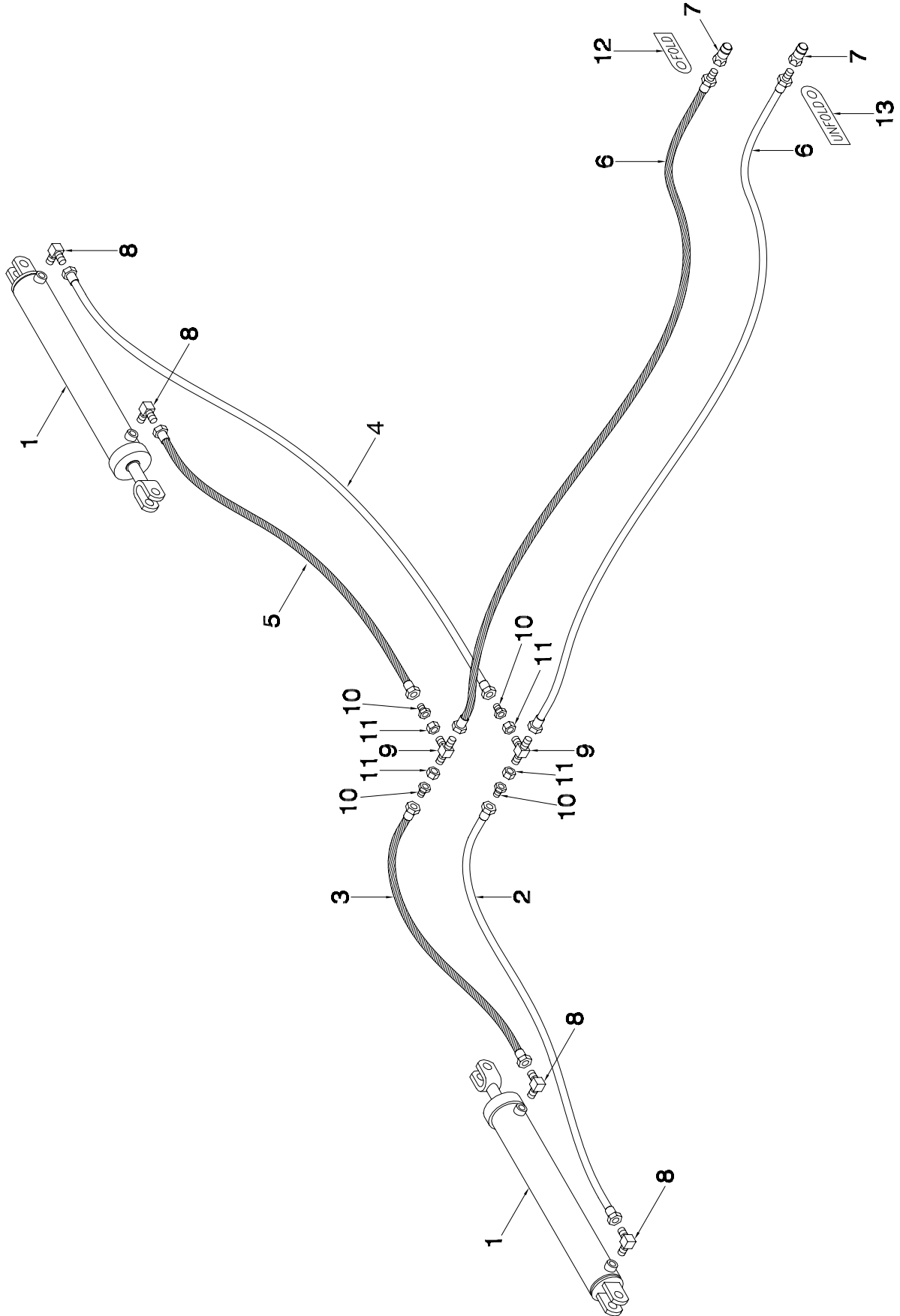
Wing Lift Hydraulics 3 Frame - 23 ft & 26 ft Base Unit



Wing Lift Hydraulics - 3 Frame - 23 ft & 26 ft Base Unit

| Item | Part No. | Description | Qty |
|------|----------|---|-----|
| 1 | C26675 | Cylinder - 3 1/2 x 30 Lg | 2 |
| 2 | C14835 | Hose - 1/4 x 36 Lg w/9/16-18 FJIC | 1 |
| 3 | C14835 | Hose - 1/4 x 36 Lg w/9/16-18 FJIC (23 ft Base Units) | 1 |
| | S22406 | Hose - 1/4 x 72 Lg w/9/16-18 FJIC (26 ft Base Units) | 1 |
| 4 | S22406 | Hose - 1/4 x 72 Lg w/9/16-18 FJIC | 1 |
| 5 | S22406 | Hose - 1/4 x 72 Lg w/9/16-18 FJIC (23 ft Base Units) | 1 |
| | W21962 | Hose - 1/4 x 108 Lg w/9/16-18 FJIC (26 ft Base Units) | 1 |
| 6 | C26338 | Hose - 1/2 x 336 Lg w/7/8-14 FJIC x 1/2 MNPT | 2 |
| 7 | C-817 | Male Pioneer Tip - 1/2 FNPT | 2 |
| 8 | N16143 | 90 Male Elbow - 9/16-18 MJIC x 9/16-18 ORB | 4 |
| 9 | C-4394 | Tee - (3) 7/8-14 MJIC | 2 |
| 10 | C-4392 | Reducer - 7/8-14 FJIC x 9/16-18 MJIC | 4 |
| 11 | C-4391 | Nut - 7/8-14 JIC | 4 |
| 12 | K-5806 | 90 Elbow - 9/16-18 MJIC x 9/16-18 FJIC | 2 |
| 13 | S29960 | Tag - Hose ID - Wing Lift - FOLD | 1 |
| 14 | S29961 | Tag - Hose ID - Wing Lift - UNFOLD | 1 |

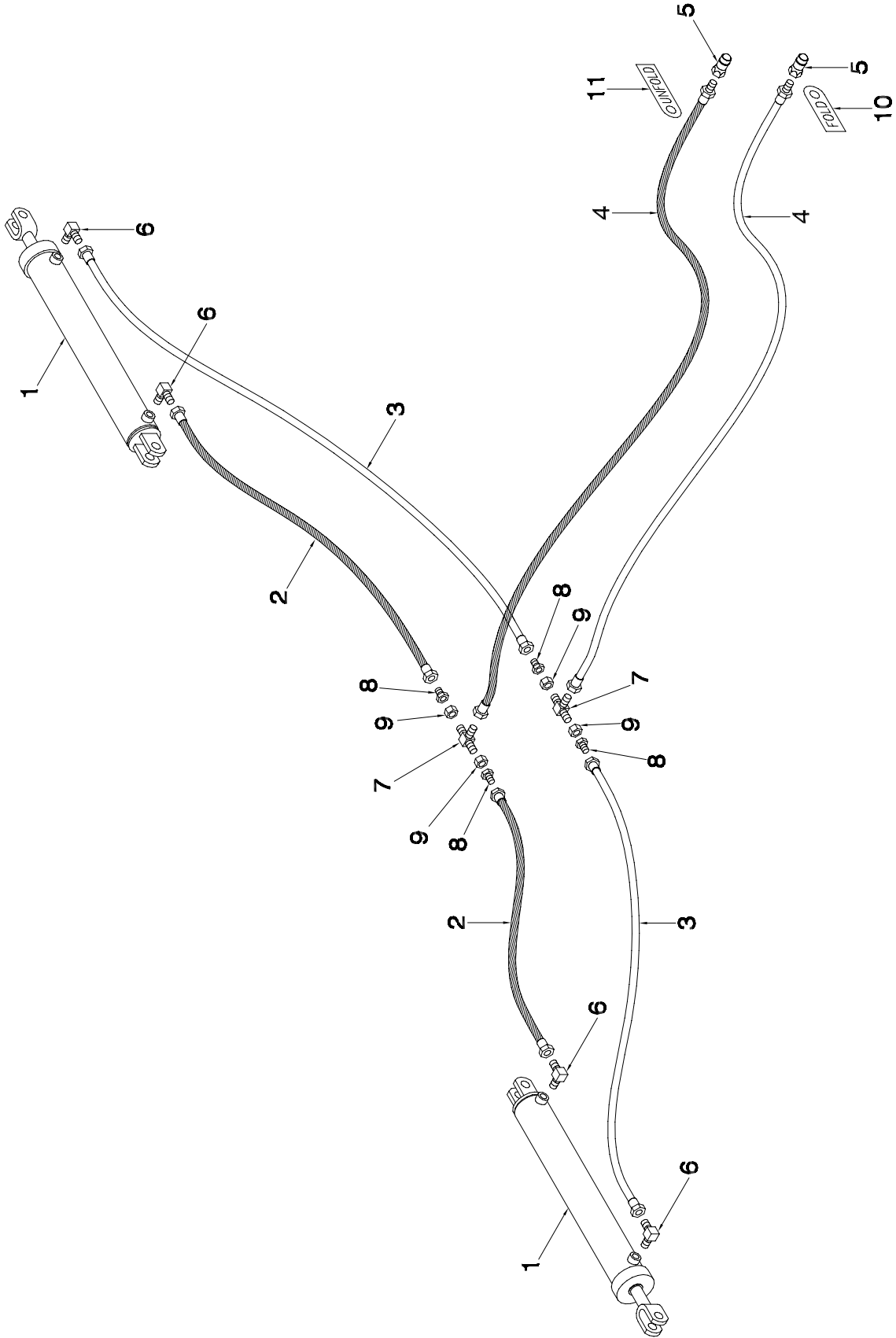
Wing Lift Hydraulics
3 Frame - 29 ft, 32 ft & 38 ft Base Units - Prior to November 2007



Wing Lift Hydraulics - 3 Frame - 29 ft, 32 ft & 38 ft Base Units - Prior to November 2007

| Item | Part No. | Description | Qty |
|------|----------|---|-----|
| 1 | C40519 | Cylinder - 4 1/2 x 30 Lg | 2 |
| 2 | H18267 | Hose - 1/4 x 96 Lg w/9/16-18 FJIC | 1 |
| 3 | C26339 | Hose - 1/4 x 120 Lg w/9/16-18 FJIC | 1 |
| 4 | C26347 | Hose - 1/4 x 216 Lg w/9/16-18 FJIC (29 ft Base Units) | 1 |
| | C26340 | Hose - 1/4 x 252 Lg w/9/16-18 FJIC (32 ft & 38 ft Base Units) | 1 |
| 5 | C26340 | Hose - 1/4 x 252 Lg w/9/16-18 FJIC (29 ft Base Units) | 1 |
| | C26341 | Hose - 1/4 x 282 Lg w/9/16-18 FJIC (32 ft & 38 ft Base Units) | 1 |
| 6 | C26338 | Hose - 1/2 x 336 Lg w/7/8-14 FJIC x 1/2 MNPT | 2 |
| 7 | C-817 | Male Pioneer Tip - 1/2 FNPT | 2 |
| 8 | N16143 | 90 Male Elbow - 9/16-18 MJIC x 9/16-18 ORB | 4 |
| 9 | C-4394 | Tee - (3) 7/8-14 MJIC | 2 |
| 10 | C-4392 | Reducer - 7/8-14 FJIC x 9/16-18 MJIC | 4 |
| 11 | C-4391 | Nut - 7/8-14 JIC | 4 |
| 12 | S29960 | Tag - Hose ID - Wing Lift - FOLD | 1 |
| 13 | S29961 | Tag - Hose ID - Wing Lift - UNFOLD | 1 |

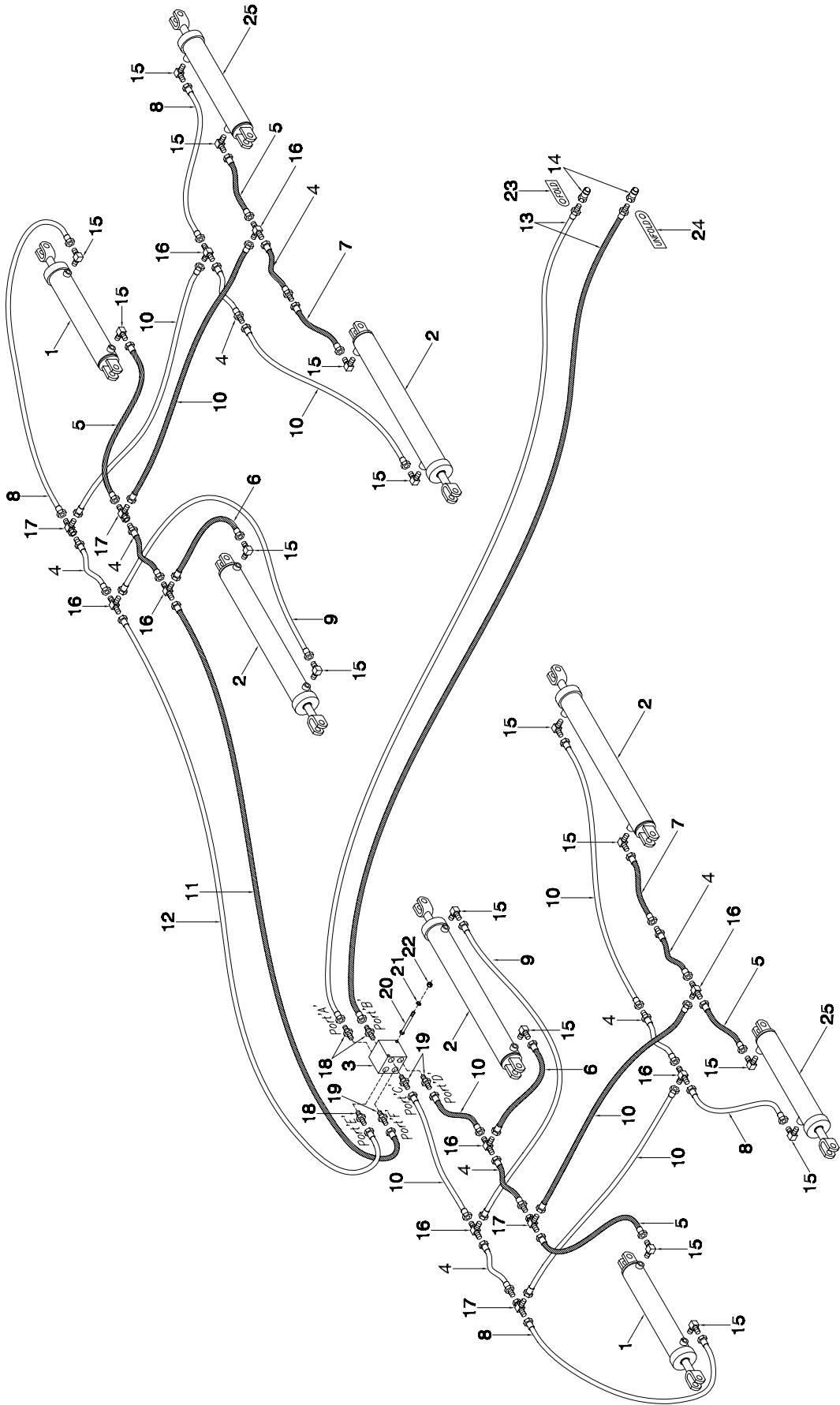
Wing Lift Hydraulics - 3 Frame
 29 ft Base from Serial No. 2290903101
 32 ft Base from Serial No. 2320803407
 38 ft Base from Serial No. 2380805281



Wing Lift Assembly - 3 Frame
29 ft Base from Serial No. 2290903101
32 ft Base from Serial No. 2320803407
38 ft Base from Serial No. 2380805281

| Item | Part No. | Description | Qty |
|------|----------|---|-----|
| 1 | C34442 | Cylinder - 4 1/2 x 30 Lg (29 ft & 32 ft Base) | 2 |
| | C42483 | Cylinder - 5 x 30 Lg (38 ft Base) | 2 |
| 2 | C15349 | Hose - 1/4 x 48 Lg w/9/16-18 FJIC | 2 |
| 3 | H18266 | Hose - 1/4 x 80 Lg w/9/16-18 FJIC | 2 |
| 4 | C26338 | Hose - 1/2 x 336 Lg w/7/8-14 FJIC x 1/2 MNPT | 2 |
| 5 | C-817 | Male Pioneer Tip - 1/2 FNPT | 2 |
| 6 | N16143 | 90 Male Elbow - 9/16-18 MJIC x 9/16-18 ORB..... | 4 |
| 7 | C-4394 | Tee - (3) 7/8-14 MJIC..... | 2 |
| 8 | C-4392 | Reducer - 7/8-14 FJIC x 9/16-18 MJIC | 4 |
| 9 | C-4391 | Nut - 7/8-14 JIC | 4 |
| 10 | S29960 | Tag - Hose ID - Wing Lift - FOLD..... | 1 |
| 11 | S29961 | Tag - Hose ID - Wing Lift - UNFOLD | 1 |

Wing Lift Hydraulics 5 Frame - 44 ft, 50 ft & 56 ft Base Units



Wing Lift Hydraulics - 5 Frame -44 ft, 50 ft & 56 ft Base Units

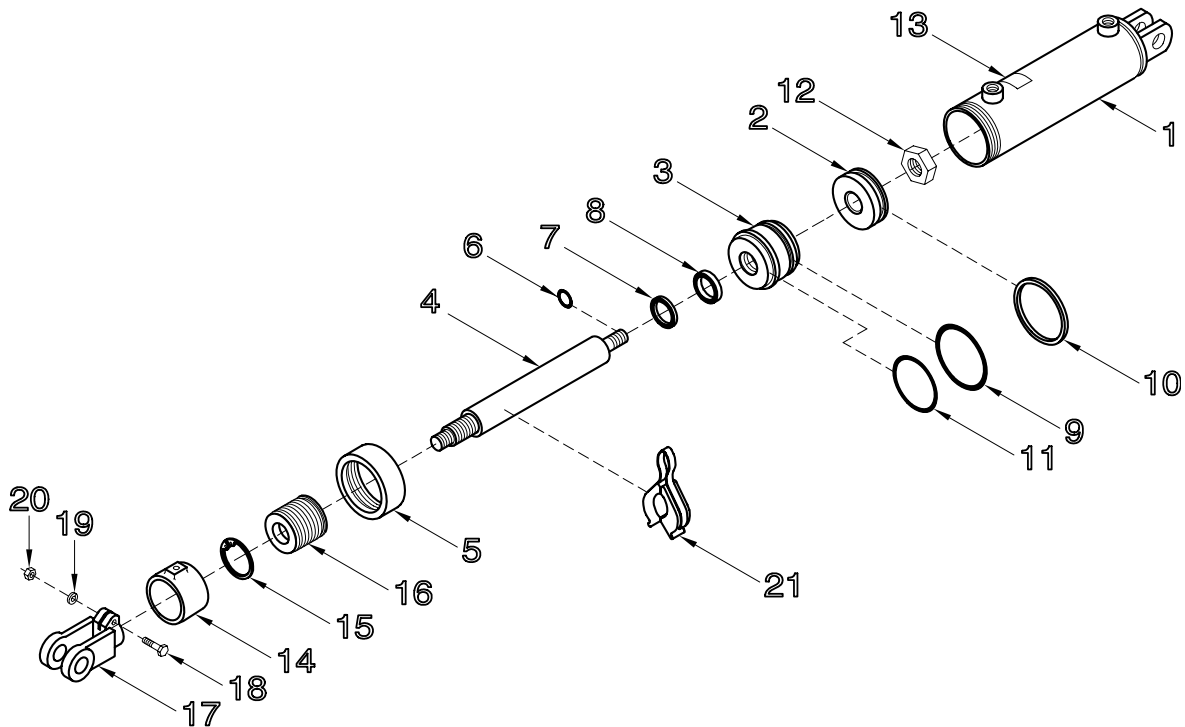
| Item | Part No. | Description | Qty |
|------|----------|--|-----|
| 1 | C26845 | Cylinder - 4 1/2 x 18 Lg (Standard on 44 ft, 50 ft & 56 ft Base Units) | 2 |
| | C42485 | Cylinder - 5 x 18 (Optional on 56 ft Base Unit Only) | |
| 2 | C26303 | Cylinder - 4 1/2 x 30 Lg | 4 |
| 3 | C26876 | Manifold - Pressure Compensated Flow Control | 1 |
| 4 | C-4378 | Hose - 1/4 x 16 Lg w/9/16-18 FJIC (10 Spacing ONLY) | 8 |
| 5 | C-4552 | Hose - 1/4 x 24 Lg w/9/16-18 FJIC (44 ft Base Units) | 4 |
| | C16652 | Hose - 1/4 x 60 Lg w/9/16-18 FJIC (50 ft & 56 ft Base Units) | 4 |
| 6 | C26438 | Hose - 1/4 x 30 Lg w/9/16-18 FJIC | 2 |
| 7 | C14835 | Hose - 1/4 x 36 Lg w/9/16-18 FJIC | 2 |
| 8 | D17843 | Hose - 1/4 x 40 Lg w/9/16-18 FJIC (44 ft Base Units) | 4 |
| | H18266 | Hose - 1/4 x 80 Lg w/9/16-18 FJIC (50 ft & 56 ft Base Units) | 4 |
| 9 | C16652 | Hose - 1/4 x 60 Lg w/9/16-18 FJIC | 2 |
| 10 | S22406 | Hose - 1/4 x 72 Lg w/9/16-18 FJIC | 8 |
| 11 | C26340 | Hose - 1/4 x 252 Lg w/9/16-18 FJIC | 1 |
| 12 | C26875 | Hose - 1/2 x 258 Lg w/7/8-14 FJIC x 9/16-18 FJIC | 1 |
| 13 | C26338 | Hose - 1/2 x 336 Lg w/7/8-14 FJIC x 1/2 MNPT | 2 |
| 14 | C-817 | Male Pioneer Tip - 1/2 FNPT | 2 |
| 15 | N16143 | 90 Male Elbow - 9/16-18 MJIC x 9/16-18 ORB | 16 |
| 16 | C-4393 | Tee - (3) 9/16-18 MJIC | 8 |
| 17 | C-4403 | Tee - (2) 9/16-18 MJIC x (1) 9/16-18 FJIC | 4 |
| 18 | C14840 | Connector - 7/8-14 MJIC x 3/4-16 ORB | 3 |
| 19 | C15348 | Connector - 9/16-18 MJIC x 3/4-16 ORB | 3 |
| 20 | C-3918 | Hex Bolt - 3/8 x 5 Lg | 2 |
| 21 | W-523 | Lockwasher - 3/8 | 2 |
| 22 | W-514 | Hex Nut - 3/8 | 2 |
| 23 | S29960 | Tag - Hose ID - Wing Lift - FOLD | 1 |
| 24 | S29961 | Tag - Hose ID - Wing Lift - UNFOLD | 1 |
| 25 | C26912 | Cylinder - 3 x 18 Lg (44 ft & 50 ft Base Units) | 2 |
| | C26845 | Cylinder - 4 1/2 x 18 Lg (56 ft Base Units) | 2 |
| | C42485 | Cylinder - 5 x 18 (Optional on 56 ft Base Unit Only) | 2 |

Section 7: Hydraulic Cylinders

Section Contents

| | |
|---------------------------------|------|
| Depth Control | 7-2 |
| Wing Lift | 7-4 |
| Depth Stop Valve Assembly | 7-10 |

Hydraulic Cylinders Depth Control

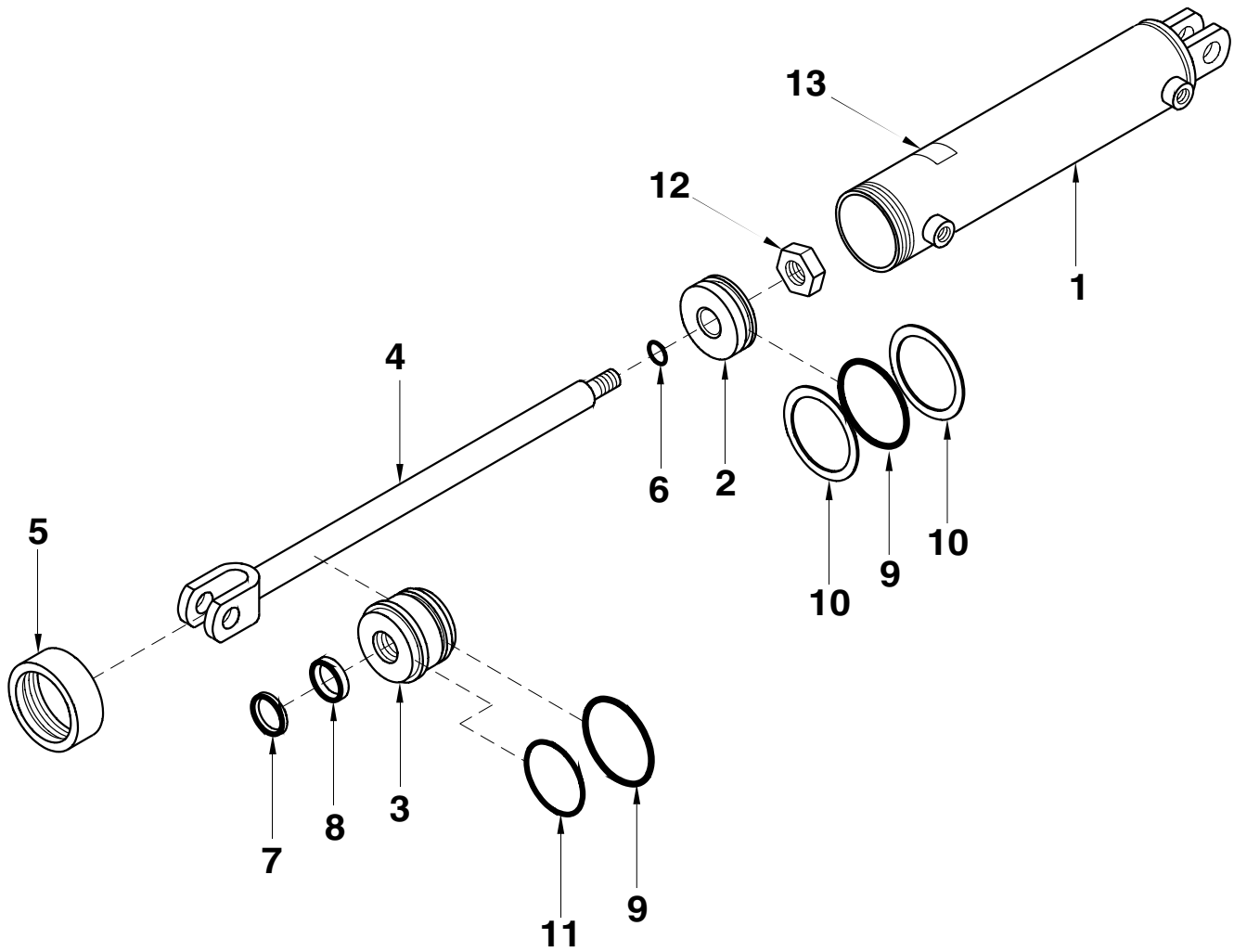


| Item | Part No. | Description | Qty |
|---|----------|---|-----|
| C26302 - 3 1/2 x 12 GBP Cylinder | | | |
| 1 | C26288 | Barrel - 3 1/2 x 12 Gland-Bypass | 1 |
| 2 | C-2039 | Piston - 3 1/2 Dia - 7/8 Shaft | 1 |
| 3 | C-2037 | Gland - 3 1/2 Dia - 1 1/4 Shaft | 1 |
| 4 | C26194 | Cylinder Shaft - 1 1/4 Dia | 1 |
| 5 | C-2028 | Collar - 3 1/2 Cylinder | 1 |
| 6 | C-2187 | 1 OD x 1/16 C/S 90D BUNA O-RING | 1 |
| 7 | C-2007 | 1 1/4 ID x 3/16 C/S 90D URTH WIPER | 1 |
| 8 | C-2008 | 1 1/4 ID x 5/16 90D URTH U-CUP | 1 |
| 9 | C-2029 | 3 1/2 OD x 3/16 C/S 90D BUNA O-RING | 1 |
| 10 | C-2022 | 3 1/2 OD x 3/16 C/S 90D URTH O-RING | 1 |
| 11 | C-2214 | 3 OD x 1/16 C/S 70D BUNA O-RING | 1 |
| 12 | C-2017 | Locknut - 7/8 UNF Unitorque | 1 |
| 13 | C26306 | Part # Plate for C26302 | 1 |
| 14 | C22361 | Sleeve - Outer | 1 |
| 15 | C10466 | Snap Ring - Waldes #5100-212 | 1 |
| 16 | C-2004 | Inner Stroke Control Sleeve | 1 |
| 17 | C26188 | Cast Clevis - 1 1/4 Dia Pin | 1 |
| 18 | W-477 | Hex Bolt - 3/8 x 1 1/2 Lg | 1 |
| 19 | W-523 | Lockwasher - 3/8 | 1 |
| 20 | W-514 | Hex Nut - 3/8 | 1 |
| 21 | S25999 | Spacer - Cylinder Stroke - Aluminum (Optional) | 1 |
| | C26302 | Cylinder Assembly (Includes All Above Items except Item 21) | |
| | C-2036 | Seal Kit (Includes Items #6, 7, 8, 9, 10 & 11) | |

Hydraulic Cylinders - Depth Control

| Item | Part No. | Description | Qty |
|---|----------|---|-----|
| C26301 3 3/4 x 12 GBP Cylinder | | | |
| 1 | C26237 | Barrel - 3 3/4 x 12 Gland-Bypass | 1 |
| 2 | C26291 | Piston - 3 3/4 Dia - 7/8 Shaft | 1 |
| 3 | C26289 | Gland - 3 3/4 Dia - 1 3/8 Shaft | 1 |
| 4 | C26187 | Cylinder Shaft - 1 3/8 Dia | 1 |
| 5 | C26292 | Collar - 3 3/4" Cylinder | 1 |
| 6 | C-2187 | 1 OD x 1/16 C/S 90D BUNA O-RING | 1 |
| 7 | C26265 | 1 3/8 ID x 3/16 C/S 90D URTH WIPER | 1 |
| 8 | C26264 | 1 3/8 ID x 5/16 90D URTH U-CUP | 1 |
| 9 | C26262 | 3 3/4 OD x 3/16 C/S 90D BUNA O-RING | 1 |
| 10 | C26261 | 3 3/4 OD x 3/16 C/S 90D URTH O-RING | 1 |
| 11 | C26263 | 3 5/8 OD x 1/16 C/S 70D BUNA O-RING | 1 |
| 12 | C-2017 | Locknut - 7/8 UNF Unitorque | 1 |
| 13 | C26305 | Part # Plate for C26301 | 1 |
| 14 | C22361 | Sleeve - Outer | 1 |
| 15 | C10466 | Snap Ring - Waldes #5100-212 | 1 |
| 16 | C-2004 | Inner Stroke Control Sleeve | 1 |
| 17 | C26188 | Cast Clevis - 1 1/4 Dia Pin | 1 |
| 18 | W-477 | Hex Bolt - 3/8 x 1 1/2 Lg | 1 |
| 19 | W-523 | Lockwasher - 3/8 | 1 |
| 20 | W-514 | Hex Nut - 3/8 | 1 |
| 21 | S25999 | Spacer - Cylinder Stroke - Aluminum (Optional) | 1 |
| | C26301 | Cylinder Assembly (Includes All Above Items except Item 21) | |
| | C26309 | Seal Kit (Includes Items #6, 7, 8, 9, 10 & 11) | |
| C26300 - 4 1/2 x 12 GBP Cylinder | | | |
| 1 | C26238 | Barrel - 4 x 12 Gland-Bypass | 1 |
| 2 | C-2031 | Piston - 4 Dia - 7/8 Shaft | 1 |
| 3 | C26290 | Gland - 4 Dia - 1 3/8 Shaft | 1 |
| 4 | C26187 | Cylinder Shaft - 1 3/8 Dia | 1 |
| 5 | C-2023 | Collar - 4" Cylinder | 1 |
| 6 | C-2187 | 1 OD x 1/16 C/S 90D BUNA O-RING | 1 |
| 7 | C26265 | 1 3/8 ID x 3/16 C/S 90D URTH WIPER | 1 |
| 8 | C26264 | 1 3/8 ID x 5/16 90D URTH U-CUP | 1 |
| 9 | C-2030 | 4 OD x 3/16 C/S 90D BUNA O-RING | 1 |
| 10 | C-2025 | 4 OD x 3/16 C/S 90D URTH O-RING | 1 |
| 11 | C-2215 | 3 7/8 OD x 1/16 C/S 70A BUNA-N O-RING | 1 |
| 12 | C-2017 | Locknut - 7/8 UNF Unitorque | 1 |
| 13 | C26304 | Part # Plate for C26300 | 1 |
| 14 | C22361 | Sleeve - Outer | 1 |
| 15 | C10466 | Snap Ring - Waldes #5100-212 | 1 |
| 16 | C-2004 | Inner Stroke Control Sleeve | 1 |
| 17 | C26188 | Cast Clevis - 1 1/4 Dia Pin | 1 |
| 18 | W-477 | Hex Bolt - 3/8 x 1 1/2 Lg | 1 |
| 19 | W-523 | Lockwasher - 3/8 | 1 |
| 20 | W-514 | Hex Nut - 3/8 | 1 |
| 21 | S25999 | Spacer - Cylinder Stroke - Aluminum (Optional) | 1 |
| | C26300 | Cylinder Assembly (Includes All Above Items except Item 21) | |
| | C26308 | Seal Kit (Includes Items #6, 7, 8, 9, 10 & 11) | |

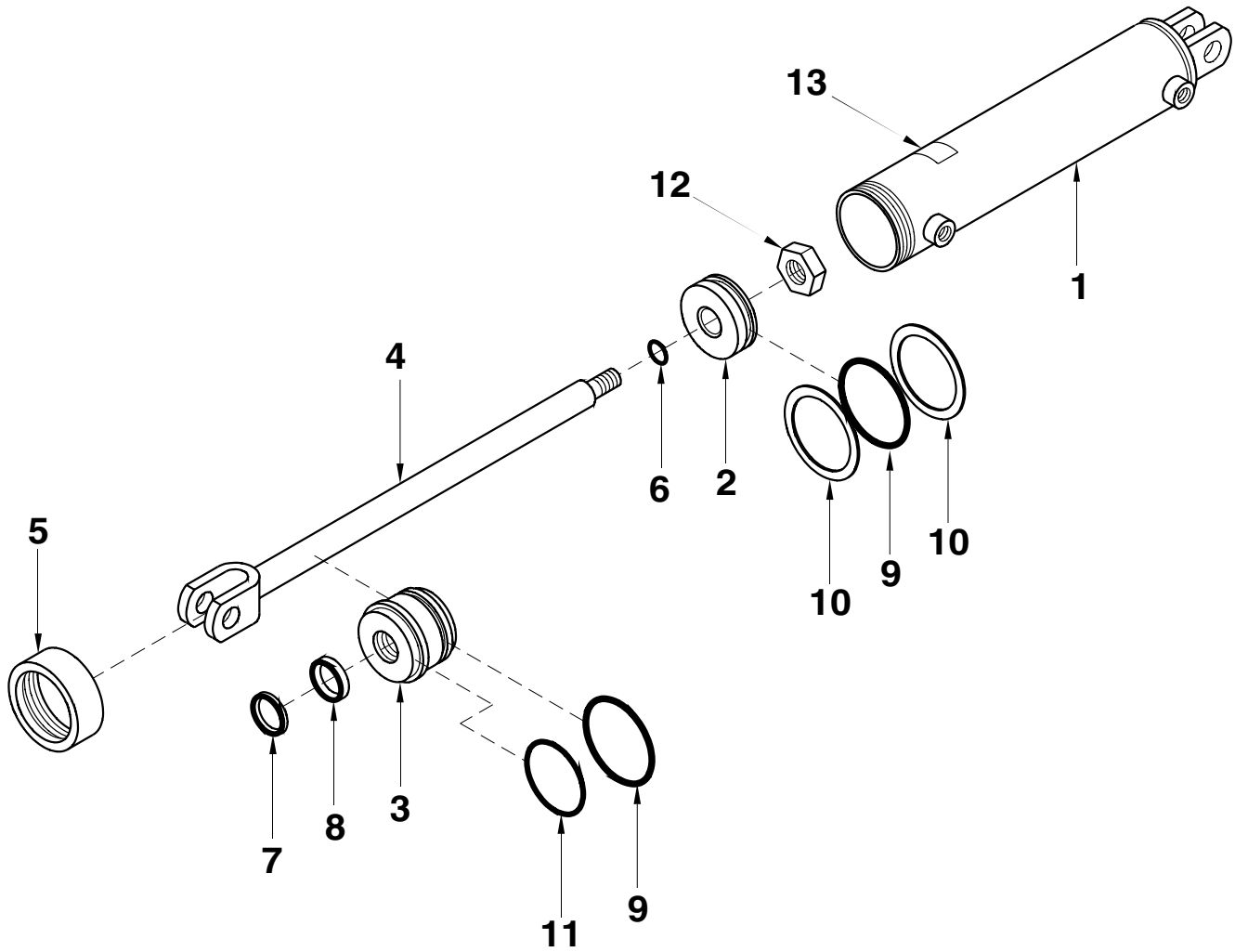
Hydraulic Cylinders Wing Lift



Hydraulic Cylinders - Wing Lift

| Item | Part No. | Description | Qty |
|-------------------------------------|----------|--|-----|
| C26912 - 3 x 18 Cylinder | | | |
| 1 | C26911 | Barrel - 3 x 18 | 1 |
| 2 | C17161 | Piston - 3 Dia - 7/8 Shaft | 1 |
| 3 | C-2010 | Gland - 3 Dia - 1 1/4 Shaft | 1 |
| 4 | C-2142 | Cylinder Shaft - 1 1/4 Dia x 25 7/8 | 1 |
| 5 | C-2009 | Collar - 3 Cylinder | 1 |
| 6 | C-2187 | 1 OD x 1/16 C/S 90D BUNA O-Ring | 1 |
| 7 | C-2007 | 1 1/4 ID x 3/16 C/S 90D URTH Wiper | 1 |
| 8 | C-2008 | 1 1/4 ID x 5/16 C/S 90D URTH U-Cup | 1 |
| 9 | C-2012 | 3 OD x 3/16 C/S 90D BUNA O-Ring | 2 |
| 10 | C17160 | Backup Washer - 3 Dia - #334 | 2 |
| 11 | C-2214 | 3 OD x 1/16 C/S 70D BUNA O-Ring | 1 |
| 12 | C-2017 | Locknut - 7/8 UNF Uunitorque | 1 |
| 13 | C26913 | Part # Plate for C26912 | 1 |
| | C26912 | Cylinder Assembly (Includes All Above Items) | |
| | C26914 | Seal Kit (Includes Items #6, 7, 8, 9, 10 & 11) | |
| C26675 - 3 1/2 x 30 Cylinder | | | |
| 1 | C26678 | Barrel - 3 1/2 x 30 | 1 |
| 2 | C14605 | Piston - 3 1/2 Dia - 1 Shaft | 1 |
| 3 | C-2137 | Gland - 3 1/2 Dia - 1 3/4 Shaft | 1 |
| 4 | C26190 | Cylinder Shaft - 1 3/4 Dia | 1 |
| 5 | C-2028 | Collar - 3 1/2 Cylinder | 1 |
| 6 | C13282 | 1 1/8 OD x 1/16 C/S 90D BUNA O-Ring | 1 |
| 7 | C-2136 | 1 3/4 ID x 3/16 C/S 90D URTH Wiper | 1 |
| 8 | C-2135 | 1 3/4 ID x 3/8 C/S 90D URTH U-Cup | 1 |
| 9 | C-2029 | 3 1/2 OD x 3/16 C/S 90D BUNA O-Ring | 2 |
| 10 | C15385 | Backup Washer - 3 1/2 Dia - #19-338 | 2 |
| 11 | C-2214 | 3 OD x 1/16 C/S 70D BUNA O-Ring | 1 |
| 12 | C13763 | Locknut - 1-14 UNS Uunitorque | 1 |
| 13 | C26676 | Part # Plate for C26675 | 1 |
| | C26675 | Cylinder Assembly (Includes All Above Items) | |
| | S-1270 | Seal Kit (Includes Items #6, 7, 8, 9, 10 & 11) | |
| C26845 - 4 1/2 x 18 Cylinder | | | |
| 1 | C26848 | Barrel - 4 1/2 x 18 ORB | 1 |
| 2 | C12836 | Piston - 4 1/2 Dia - 1 Shaft | 1 |
| 3 | C26888 | Gland - 4 1/2 Dia - 1 1/2 Shaft | 1 |
| 4 | C26890 | Cylinder Shaft - 1 1/2 Dia x 25 7/8 | 1 |
| 5 | C-2155 | Collar - 4 1/2 Cylinder | 1 |
| 6 | C13282 | 1 1/8 OD x 1/16 C/S 90D BUNA O-Ring | 1 |
| 7 | C-2072 | 1 1/2 ID x 3/16 C/S 90D URTH Wiper | 1 |
| 8 | C-2071 | 1 1/2 ID x 3/8 C/S 90D URTH U-Cup | 1 |
| 9 | C-2164 | 4 1/2 OD x 3/16 C/S 90D BUNA O-Ring | 2 |
| 10 | C15387 | Backup Washer - 4 1/2 Dia - #19-346 | 2 |
| 11 | C-2215 | 3 7/8 OD x 1/16 C/S 70A BUNA-N O-Ring | 1 |
| 12 | C13763 | Locknut - 1-14 UNS Uunitorque | 1 |
| 13 | C26847 | Part # Plate for C26845 | 1 |
| | C26845 | Cylinder Assembly (Includes All Above Items) | |
| | C26891 | Seal Kit (Includes Items #6, 7, 8, 9, 10 & 11) | |

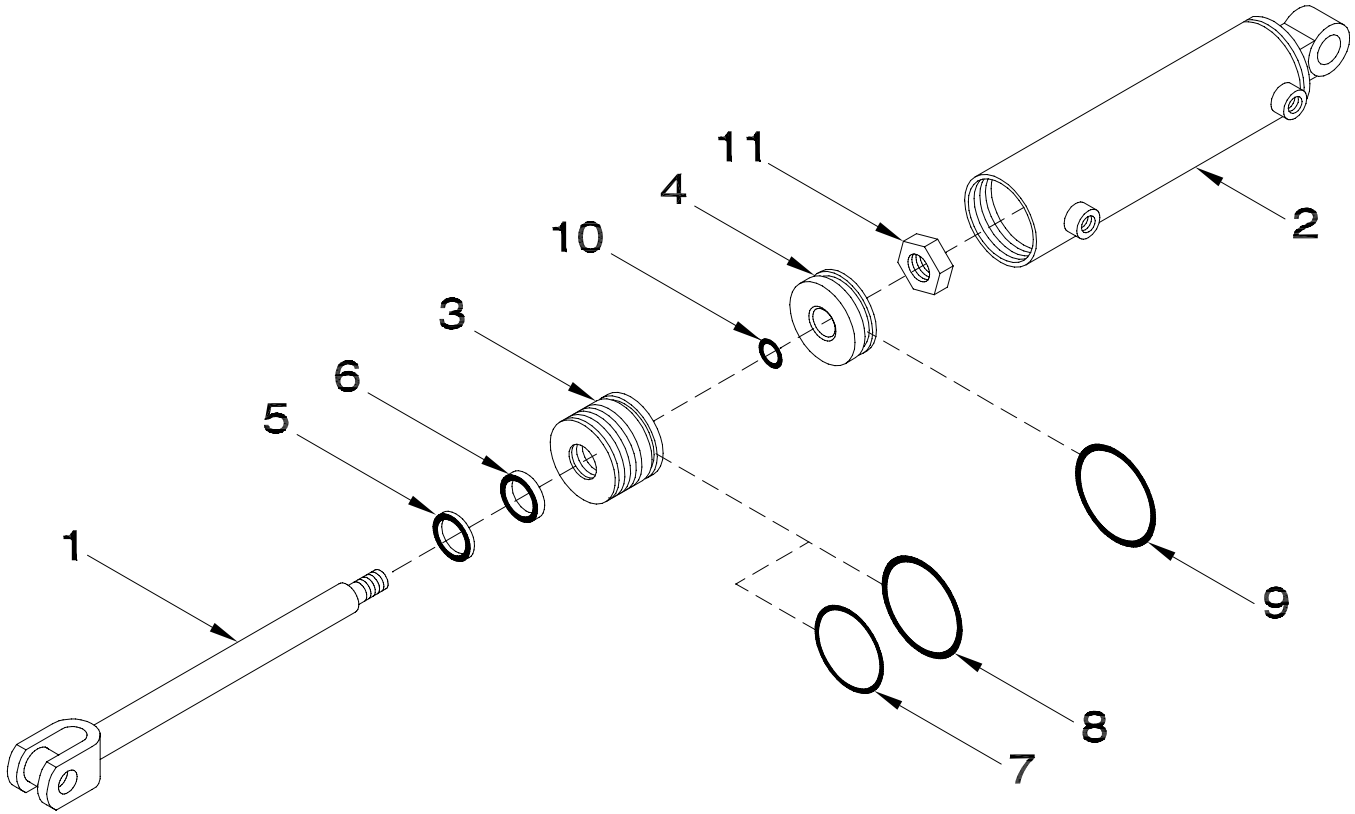
Hydraulic Cylinders Wing Lift



Hydraulic Cylinders - Wing Lift

| Item | Part No. | Description | Qty |
|-------------------------------------|----------|--|-----|
| C26303 - 4 1/2 x 30 Cylinder | | | |
| 1 | C26293 | Barrel - 4 1/2 x 30 w/Lock | 1 |
| 2 | C12836 | Piston - 4 1/2 Dia - 1 Shaft | 1 |
| 3 | C-2154 | Gland - 4 1/2 Dia - 1 3/4 Shaft | 1 |
| 4 | C26190 | Cylinder Shaft - 1 3/4 Dia | 1 |
| 5 | C-2155 | Collar - 4 1/2 Cylinder | 1 |
| 6 | C13282 | 1 1/8 OD x 1/16 C/S 90D BUNA O-Ring | 1 |
| 7 | C-2136 | 1 3/4 ID x 3/16 C/S 90D URTH Wiper | 1 |
| 8 | C-2135 | 1 3/4 ID x 3/8 C/S 90D URTH U-Cup | 1 |
| 9 | C-2164 | 4 1/2 OD x 3/16 C/S 90D BUNA O-Ring | 2 |
| 10 | C15387 | Backup Washer - 4 1/2 Dia - #346 | 2 |
| 11 | C-2215 | 3 7/8 OD x 1/16 C/S 70A BUNA-N O-Ring | 1 |
| 12 | C13763 | Locknut - 1-14 UNS Unitorque | 1 |
| 13 | C26307 | Part # Plate for C26303 | 1 |
| | C26303 | Cylinder Assembly (Includes All Above Items) | |
| | C12849 | Seal Kit (Includes Items #6, 7, 8, 9, 10 & 11) | |
| C34442 - 4 1/2 x 30 Cylinder | | | |
| 1 | C34441 | Barrel - 4 1/2 x 30 - 1 1/4" clevis hole | 1 |
| 2 | C12836 | Piston - 4 1/2 Dia - 1 Shaft | 1 |
| 3 | C-2154 | Gland - 4 1/2 Dia - 1 3/4 Shaft | 1 |
| 4 | C26190 | Cylinder Shaft - 1 3/4 Dia | 1 |
| 5 | C-2155 | Collar - 4 1/2 Cylinder | 1 |
| 6 | C13282 | 1 1/8 OD x 1/16 C/S 90D BUNA O-Ring | 1 |
| 7 | C-2136 | 1 3/4 ID x 3/16 C/S 90D URTH Wiper | 1 |
| 8 | C-2135 | 1 3/4 ID x 3/8 C/S 90D URTH U-Cup | 1 |
| 9 | C-2164 | 4 1/2 OD x 3/16 C/S 90D BUNA O-Ring | 2 |
| 10 | C15387 | Backup Washer - 4 1/2 Dia - #346 | 2 |
| 11 | C-2215 | 3 7/8 OD x 1/16 C/S 70A BUNA-N O-Ring | 1 |
| 12 | C13763 | Locknut - 1-14 UNS Unitorque | 1 |
| 13 | C36064 | Part # Plate for C34442 | 1 |
| | C34442 | Cylinder Assembly (Includes All Above Items) | |
| | C12849 | Seal Kit (Includes Items #6, 7, 8, 9, 10 & 11) | |
| C40519 - 4 1/2 x 30 Cylinder | | | |
| 1 | C40516 | Barrel - 4 1/2 x 30 (ORB) | 1 |
| 2 | C12836 | Piston - 4 1/2 Dia - 1 Shaft | 1 |
| 3 | C-2154 | Gland - 4 1/2 Dia - 1 3/4 Shaft | 1 |
| 4 | C40517 | Cylinder Shaft - 1 3/4 Dia | 1 |
| 5 | C-2155 | Collar - 4 1/2 Cylinder | 1 |
| 6 | C13282 | 1 1/8 OD x 1/16 C/S 90D BUNA O-Ring | 1 |
| 7 | C-2136 | 1 3/4 ID x 3/16 C/S 90D URTH Wiper | 1 |
| 8 | C-2135 | 1 3/4 ID x 3/8 C/S 90D URTH U-Cup | 1 |
| 9 | C-2164 | 4 1/2 OD x 3/16 C/S 90D BUNA O-Ring | 2 |
| 10 | C15387 | Backup Washer - 4 1/2 Dia - #346 | 2 |
| 11 | C-2215 | 3 7/8 OD x 1/16 C/S 70A BUNA-N O-Ring | 1 |
| 12 | C13763 | Locknut - 1-14 UNS Unitorque | 1 |
| 13 | C40520 | Part # Plate for C40519 | 1 |
| | C40419 | Cylinder Assembly (Includes All Above Items) | |
| | C12849 | Seal Kit (Includes Items #6, 7, 8, 9, 10 & 11) | |

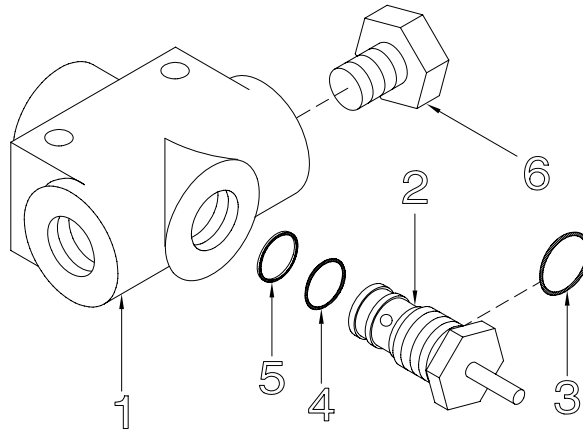
Hydraulic Cylinders Wing Lift



Hydraulic Cylinders - Wing Lift

| Item | Part No. | Description | Qty |
|-----------------------------------|----------|---|-----|
| C42485 - Cylinder - 5 x 18 | | | |
| 1 | C45678 | Cylinder Shaft | 1 |
| 2 | C45676 | Barrel - 5 x 18 ORB | 1 |
| 3 | C39916 | Gland - 5 Dia | 1 |
| 4 | C39913 | Piston - 5 Dia | 1 |
| 5 | C34598 | Wiper | 1 |
| 6 | C34599 | Shaft Seal | 1 |
| 7 | C39904 | Backup Ring | 1 |
| 8 | C39900 | Gland Seal | 1 |
| 9 | C39892 | Piston Seal | 1 |
| 10 | C34592 | Shaft Seal | 1 |
| 11 | C34596 | Locknut | 1 |
| | C42485 | Cylinder Assembly (Includes All Above Items) | |
| | C39906 | Seal Kit (Includes Items #5, 6, 7, 8, 9 & 10) | |
| C42483 - 5 x 30 Cylinder | | | |
| 1 | C45677 | Cylinder Shaft | 1 |
| 2 | C45675 | Barrel - 5 x 30 ORB | 1 |
| 3 | C39916 | Gland - 5 Dia | 1 |
| 4 | C39913 | Piston - 5 Dia | 1 |
| 5 | C34598 | Wiper | 1 |
| 6 | C34599 | Shaft Seal | 1 |
| 7 | C39904 | Backup Ring | 1 |
| 8 | C39900 | Gland Seal | 1 |
| 9 | C39892 | Piston Seal | 1 |
| 10 | C34592 | Shaft Seal | 1 |
| 11 | C34596 | Locknut | 1 |
| | C42483 | Cylinder Assembly (Includes All Above Items) | |
| | C39906 | Seal Kit (Includes Items #5, 6, 7, 8, 9 & 10) | |

Depth Stop Valve Assembly



| Item | Part No. | Description | Qty |
|------|----------|--|-----|
| 1 | C28894 | Valve Body - Depth Stop | 1 |
| 2 | C28890 | Depth Stop Valve Cartridge | 1 |
| 3 | C28891 | O-Ring - 3/4 ID x 15/16 OD | 1 |
| 4 | C28892 | O-Ring - 5/8 ID x 3/4 OD | 1 |
| 5 | C28893 | Backup Ring - 21/32 ID x 3/4 OD | 1 |
| 6 | C28505 | Plug - 3/4 ORB | 1 |
| | C28501 | Depth Stop Valve Assembly (Includes All Above Items Except #6) | |

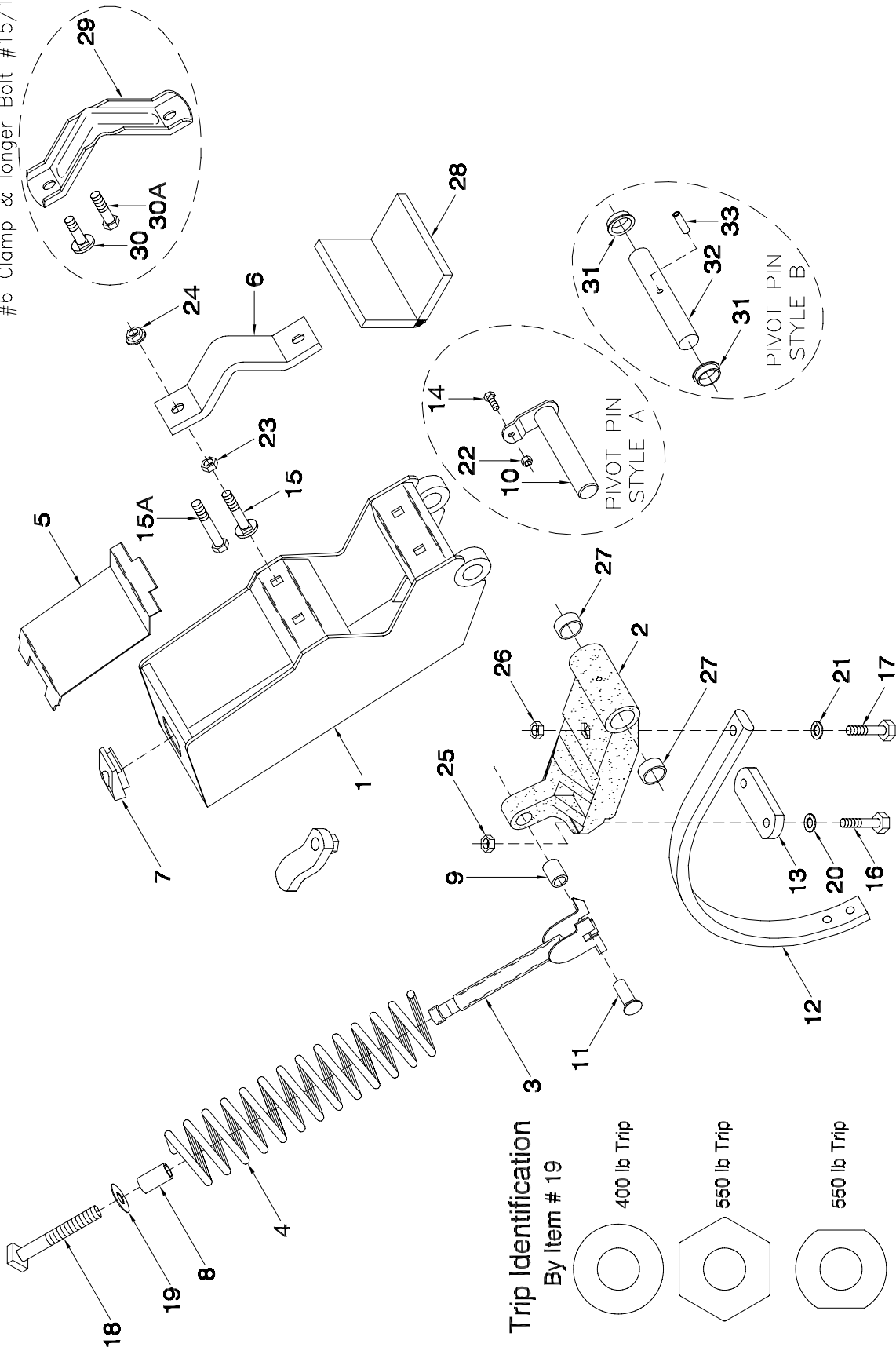
Section 8: Trip Assembly

Section Contents

| | |
|--|------|
| 400 lb. Spring Cushion Trip | 8-2 |
| 550 lb Spring Cushion Trip | 8-4 |
| LH 755 Trip - Prior to Spring 1998 | 8-6 |
| LH 755 Trip - Spring 1998 to Spring 2002 | 8-8 |
| LH 755 Trip - Spring 2002 to Present | 8-10 |
| Hydraulic Trip | 8-12 |

Trip Assembly 400 lb. Spring Cushion Trip

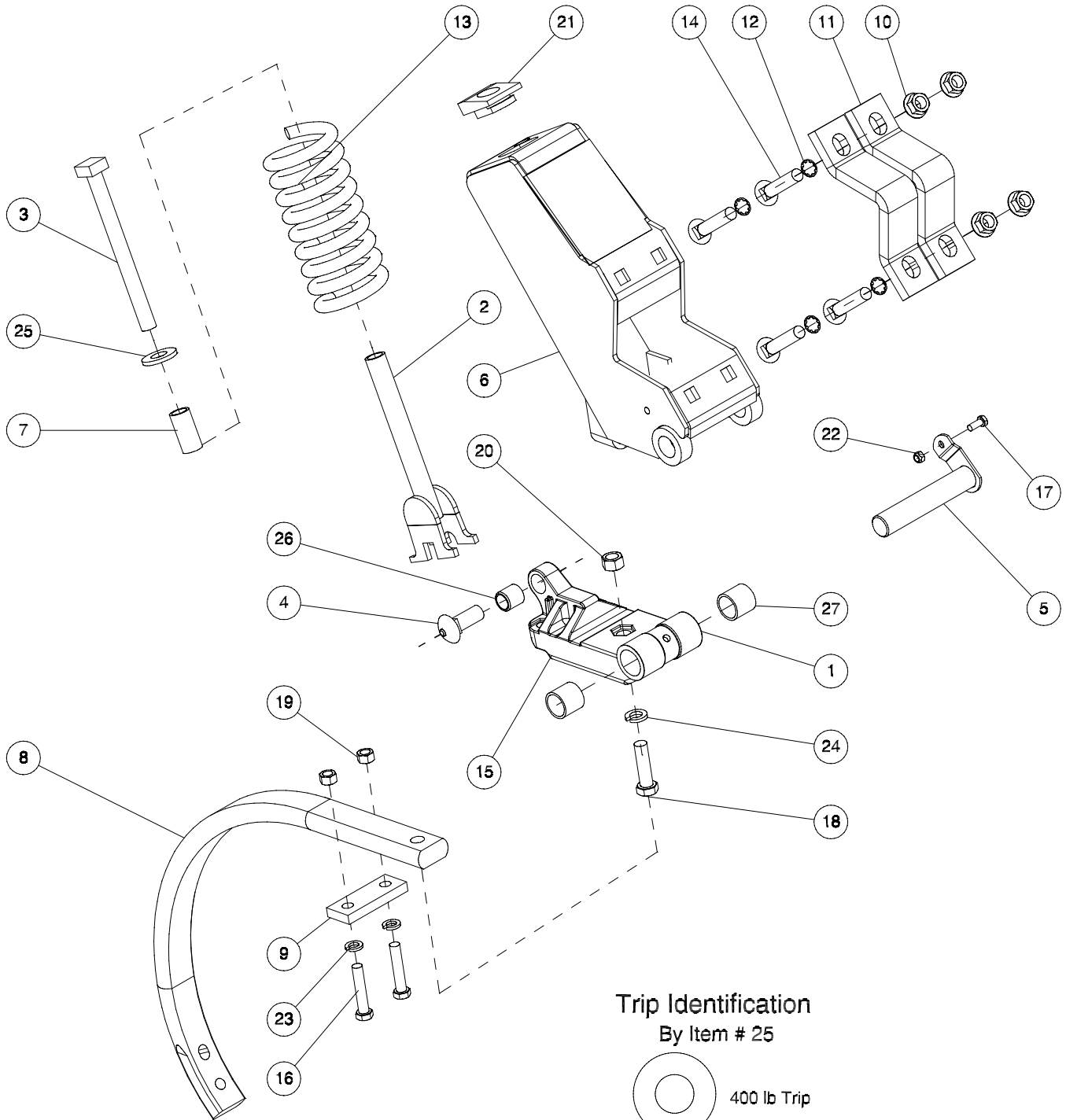
#29 Clamp & #30/30A Bolt have
been replaced by newer style
#6 Clamp & longer Bolt #15/15A



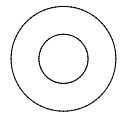
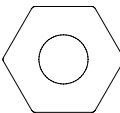
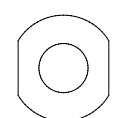
Trip Assembly - 400 lb. Spring Cushion Trip

| Item | Part No. | Description | Qty |
|------|----------|--|-----|
| 1 | C18615 | Housing - Shank Holder | 1 |
| 2 | C17394 | Casting - Shank Holder Pivot | 1 |
| 3 | C18880 | Spring Rod | 1 |
| 4 | C17377 | Spring - Compression | 1 |
| 5 | C19978 | Dirt Shield | 1 |
| 6 | C29191 | Clamp Strap | 2 |
| 7 | C18863 | Guide Bushing - Spring Rod | 1 |
| 8 | C18619 | Spacer - Spring Rod - 1 3/4 Lg | 1 |
| 9 | C18985 | Bushing - Spring Pin - 1 Lg | 1 |
| 10 | C26529 | Pin - Shank Pivot - 1 1/8 Dia x 6 Lg (Pivot Pin Style A) | 1 |
| 11 | C25648 | Pin - Lower Spring - 2 Lg | 1 |
| 12 | S31400 | Shank - Conventional - 34 3/8 | 1 |
| 13 | C18616 | Clamp - Shank Holder | 1 |
| 14 | F-1767 | Hex Bolt - 5/16 x 3/4 Lg (Pivot Pin Style A) | 1 |
| 15 | C29193 | Carriage Bolt - 1/2 x 2 1/2 Lg Gr 8 | 4 |
| 15A | C-1823 | Hex Bolt - 1/2 x 3 3/4 Lg (Optional - Used w/Spacer Kit C29192) | 4 |
| 16 | W-490 | Hex Bolt - 1/2 x 2 1/2 Lg | 2 |
| 17 | W-500 | Hex Bolt - 5/8 x 2 1/4 Lg | 1 |
| 18 | C24409 | Square Head Bolt - 3/4 x 8 1/4 Lg | 1 |
| 19 | C24468 | Washer - 1 3/4 OD x 13/16 ID x 3/16 | 1 |
| 20 | W-525 | Lockwasher - 1/2 | 2 |
| 21 | W-526 | Lockwasher - 5/8 | 1 |
| 22 | D-5272 | Locknut - 5/16 Unitorque (Pivot Pin Style A) | 1 |
| 23 | S-1292 | Jam Nut - 1/2 | 4 |
| 24 | D14565 | Locknut - 1/2 Serrated | 4 |
| 25 | W-516 | Hex Nut - 1/2 | 2 |
| 26 | W-517 | Hex Nut - 5/8 | 1 |
| 27 | C24979 | Bushing - Shank Holder Pivot - 1 1/4 Lg | 2 |
| 28 | C24410 | Spacer (Optional) | 1 |
| 29 | C19980 | Clamp Plate | 2 |
| 30 | D-5267 | Carriage Bolt - 1/2 x 1 3/4 Lg | 4 |
| 30A | C24394 | Hex Bolt - 1/2 x 2 1/2 Lg (Optional - Used w/Spacer Kit C20521) | 4 |
| 31 | C22785 | Bushing - Trips (Blue) - 3/4 Lg (Pivot Pin Style B) | 2 |
| 32 | C18882 | Pin - Main Pivot - 1 1/8 Dia x 6 Lg (Pivot Pin Style B) | 1 |
| 33 | J12281 | Spring Pin - 5/16 x 2 Lg (Pivot Pin Style B) | 1 |
| | S35079 | 400 lb Trip Assembly (Includes Items #1 to 27 Except #15A) | |
| | C20521 | Spacer Kit for Trips using #29 Clamp Plates (Includes Items 28 & 30A) | |
| | C29192 | Spacer Kit for Trips using #6 Clamp Straps (Includes Items 28 & 15A) | |
| | | <i>NOTE: The only difference between the Spacer Kits is C29192 uses longer bolts</i> | |

Trip Assembly 550 lb Spring Cushion Trip



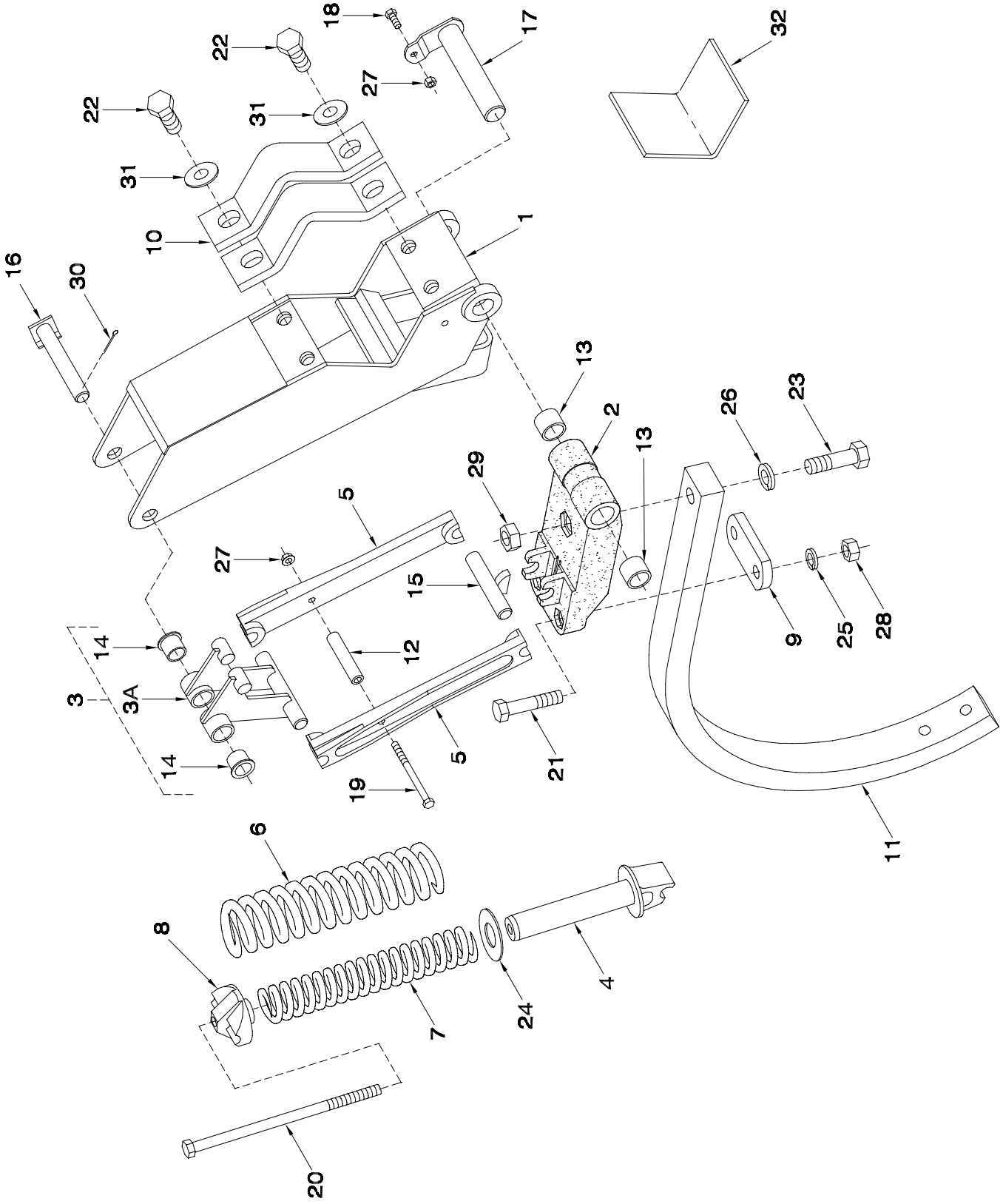
Trip Identification By Item # 25

-  400 lb Trip
-  550 lb Trip
-  550 lb Trip

Trip Assembly - 550 lb Spring Cushion Trip

| Item | Part No. | Description | Qty |
|------|----------|--|-----|
| 1 | C17394 | Shank Holder Assembly | 1 |
| 2 | C18880 | Spring Rod | 1 |
| 3 | C24409 | Bolt - Spring Rod | 1 |
| 4 | C25648 | Lower Spring Pin | 1 |
| 5 | C26529 | Shank Pivot Pin | 1 |
| 6 | C34555 | Housing | 1 |
| 7 | C33727 | Spacer | 1 |
| 8 | S31400 | Shank - 1 x 2 | 1 |
| 9 | C18616 | Clamp Strap | 1 |
| 10 | W14434 | 5/8 Flange Lock Nut | 4 |
| 11 | C26506 | Clamp Strap - Shank | 2 |
| 12 | C34562 | 5/8 Retaining Ring | 4 |
| 13 | C34426 | Compression Spring | 1 |
| 14 | C34561 | Carriage Bolt - 5/8 x 3 | 4 |
| 15 | C32390 | Shank Holder Casting | 1 |
| 16 | W-490 | Hex Bolt - 1/2 x 2 1/2 Lg | 2 |
| 17 | F-1767 | Hex Bolt - 5/16 x 3/4 Lg | 1 |
| 18 | W-500 | Hex Bolt - 5/8 x 2-1/4 | 1 |
| 19 | W-516 | Hex Nut - 1/2 | 2 |
| 20 | W-517 | Hex Nut - 5/8 | 1 |
| 21 | C18863 | Guide Bushing | 1 |
| 22 | D-5272 | Locknut - 5/16 Unitorque | 1 |
| 23 | W-525 | Lockwasher - 1/2 | 2 |
| 24 | W-526 | Lockwasher - 5/8 | 1 |
| 25 | C39878 | Washer - 13/16 ID x 1 3/4 OD x 3/16 | 1 |
| 26 | C18985 | Spring Pin Bushing | 1 |
| 27 | C24979 | Shank Casting Bushing | 2 |
| | C34559 | 550 lb Trip Assembly - Conventional 1" x 2" Shank (Includes items 1 to 27 except #8A) | |

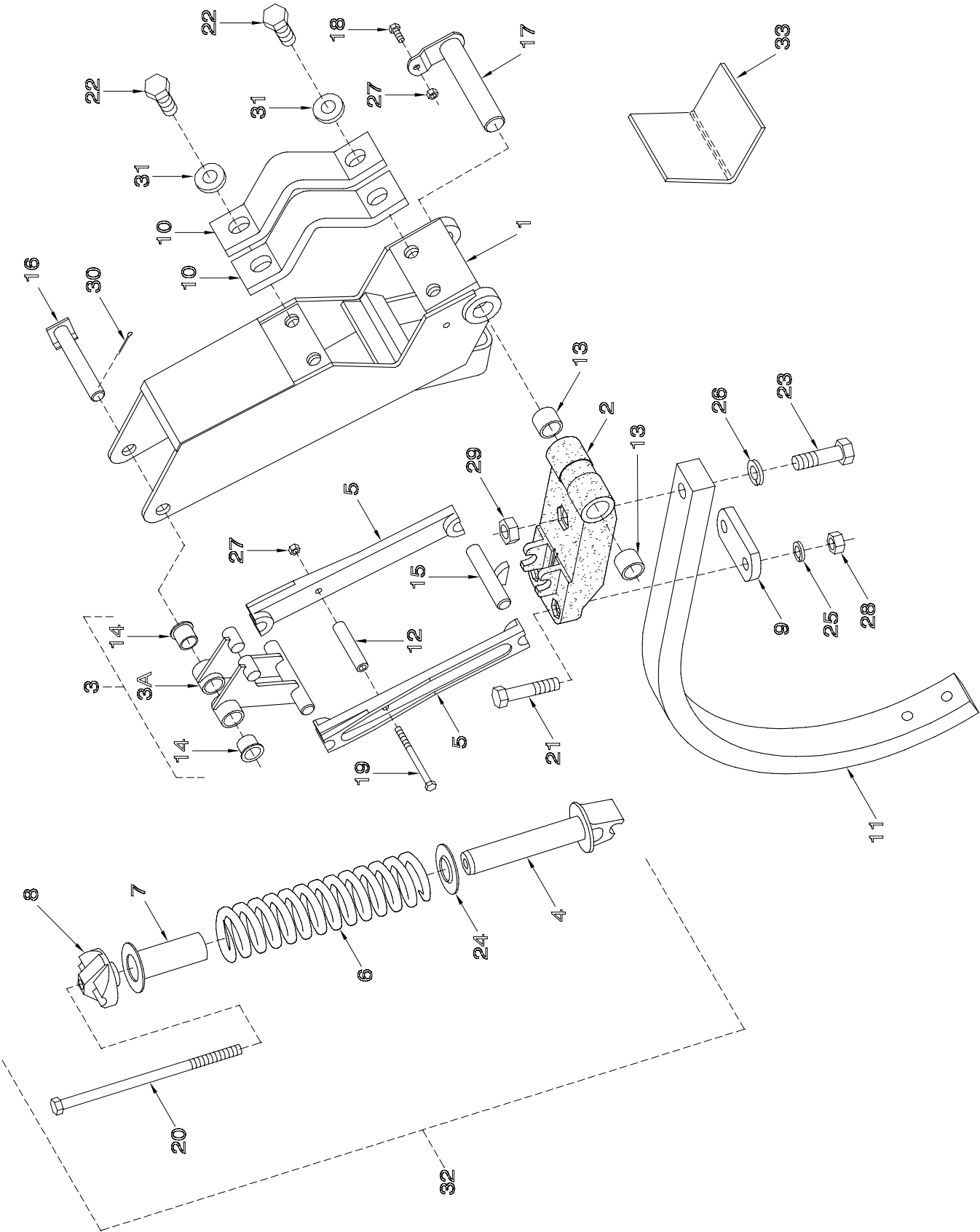
Trip Assembly
LH 755 Trip - Prior to Spring 1998



Trip Assembly - LH 755 Trip - Prior to Spring 1998

| Item | Part No. | Description | Qty |
|------|----------|---|-----|
| 1 | C26502 | Mounting Bracket | 1 |
| 2 | C26522 | Shank Holder Casting Assembly (Includes Items #13) | 1 |
| 3 | C26528 | Trip Rocker Assembly (Includes Items #14) | 1 |
| 4 | F12499 | Spring Rod | 1 |
| 5 | C26518 | Strap - Compression | 2 |
| 6 | C26526 | Spring - Outer | 1 |
| 7 | C26527 | Spring - Inner | 1 |
| 8 | C26513 | Spring Plug | 1 |
| 9 | C18622 | Clamp - Shank Holder | 1 |
| 10 | C26506 | Strap - Mounting | 2 |
| 11 | C26523 | Shank - 30 x 1 1/4 Thick | 1 |
| 12 | C26517 | Spacer - 5/8 OD x 3 Lg | 1 |
| 13 | C24979 | Bushing - Shank Casting | 2 |
| 14 | C26525 | Bushing - Pivot | 2 |
| 15 | C26515 | Pin - Lower Pivot - 3/4 x 4 Lg | 1 |
| 16 | C26514 | Pin - Rocker Pivot - 3/4 x 4 15/32 UL | 1 |
| 17 | C26529 | Pin - Shank Pivot - 1 1/8 x 6 Lg | 1 |
| 18 | F-1767 | Hex Bolt - 5/16 x 3/4 Lg | 1 |
| 19 | N15196 | Hex Bolt - 5/16 x 4 Lg | 1 |
| 20 | C26530 | Hex Bolt - 1/2 x 12 1/2 Lg Grade 8 | 1 |
| 21 | C-3016 | Hex Bolt - 5/8 x 3 Lg | 2 |
| 22 | C-695 | Hex Bolt - 3/4 x 2 Lg | 4 |
| 22A | W-1553 | Hex Bolt - 3/4 x 2 1/4 Lg (Optional - Used with Item #31 Spacer Only) | 4 |
| 23 | W-509 | Hex Bolt - 3/4 x 2 1/2 Lg | 1 |
| 24 | D-5494 | Washer - 2 3/4 OD x 2 1/32 ID x 11 Ga | 1 |
| 25 | W-526 | Lockwasher - 5/8 | 2 |
| 26 | W-527 | Lockwasher - 3/4 | 1 |
| 27 | C32925 | Locknut - 5/16 Centre Lock | 2 |
| 28 | C24468 | Flatwasher | 4 |
| 29 | W-517 | Hex Nut - 5/8 | 2 |
| 30 | W-518 | Hex Nut - 3/4 | 1 |
| 31 | W-530 | Cotter Pin - 5/32 x 1 Lg | 1 |
| 32 | C26573 | Spacer - 1/4 (Optional) | 1 |
| | C26501 | LH 755 Trip Assembly (Includes All Above Items) | |
| | C26576 | Spacer Kit - 1/4" (Includes Items #22A & 32) (Order Kits Through Parts Department) | |

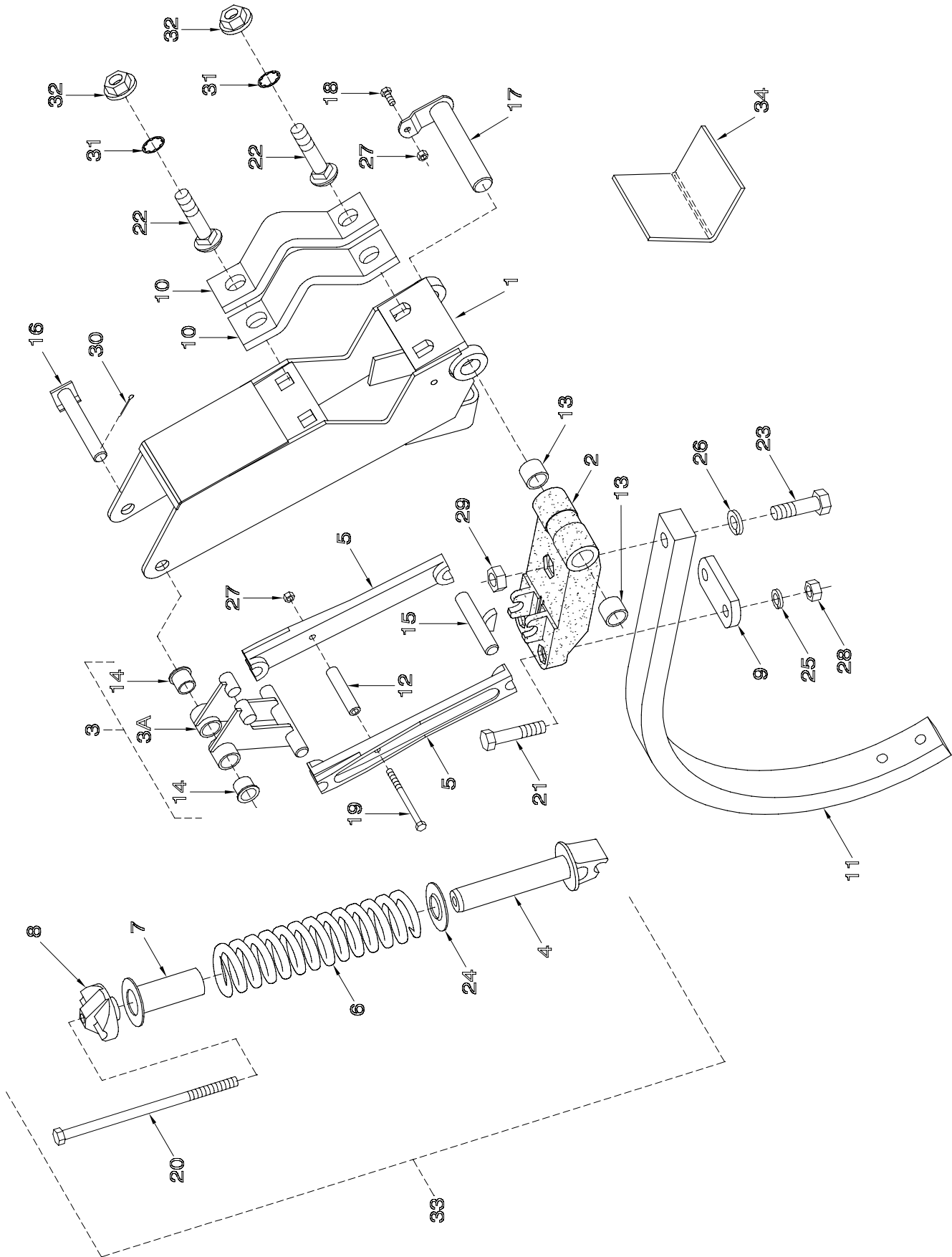
Trip Assembly
LH 755 Trip - Spring 1998 to Spring 2002



Trip Assembly - LH 755 Trip - Spring 1998 to Spring 2002

| Item | Part No. | Description | Qty |
|------|----------|---|-----|
| 1 | C26502 | Mounting Bracket | 1 |
| 2 | C26522 | Shank Holder Casting Assembly (Includes Items #13) | 1 |
| 3 | C26528 | Trip Rocker Assembly (Includes Items #14) | 1 |
| 4 | F12499 | Spring Rod | 1 |
| 5 | C26518 | Strap - Compression | 2 |
| 6 | C31325 | Spring | 1 |
| 7 | C31388 | Spring Sleeve | 1 |
| 8 | C26513 | Spring Plug | 1 |
| 9 | C18622 | Clamp - Shank Holder | 1 |
| 10 | C26506 | Strap - Mounting | 2 |
| 11 | C26523 | Shank - 30 x 1 1/4 Thick | 1 |
| 12 | C26517 | Spacer - 5/8 OD x 3 Lg | 1 |
| 13 | C24979 | Bushing - Shank Casting | 2 |
| 14 | C26525 | Bushing - Pivot | 2 |
| 15 | C26515 | Pin - Lower Pivot - 3/4 x 4 Lg | 1 |
| 16 | C26514 | Pin - Rocker Pivot - 3/4 x 4 15/32 UL | 1 |
| 17 | C26529 | Pin - Shank Pivot - 1 1/8 x 6 Lg | 1 |
| 18 | F-1767 | Hex Bolt - 5/16 x 3/4 Lg | 1 |
| 19 | N15196 | Hex Bolt - 5/16 x 4 Lg | 1 |
| 20 | C26530 | Hex Bolt - 1/2 x 12 1/2 Lg Grade 8 | 1 |
| 21 | C-3016 | Hex Bolt - 5/8 x 3 Lg | 2 |
| 22 | C-695 | Hex Bolt - 3/4 x 2 Lg | 4 |
| 22A | W-1553 | Hex Bolt - 3/4 x 2 1/4 Lg (Optional - Used with Item #33 Spacer Only) | 4 |
| 23 | W-509 | Hex Bolt - 3/4 x 2 1/2 Lg | 1 |
| 24 | C31385 | Washer - Spring Centering | 1 |
| 25 | W-526 | Lockwasher - 5/8 | 2 |
| 26 | W-527 | Lockwasher - 3/4 | 1 |
| 27 | C32925 | Locknut - 5/16 Centre Lock | 2 |
| 28 | W-517 | Hex Nut - 5/8 | 2 |
| 29 | W-518 | Hex Nut - 3/4 | 1 |
| 30 | W-530 | Cotter Pin - 5/32 x 1 Lg | 1 |
| 31 | C24468 | Flatwasher - 1.75 OD x 0.813 ID x 0.188 thick | 4 |
| 32 | C31395 | Spring Assembly (Includes Items #4, 6, 7, 8, 20, and 24) | 1 |
| 33 | C26573 | Spacer - 1/4 (Optional) | 1 |
| | C26501 | LH 755 Trip Assembly (Includes All Above Items) | |
| | C26576 | Spacer Kit - 1/4" (Includes Items #22A & 32) (Order Kits Through Parts Department) | |

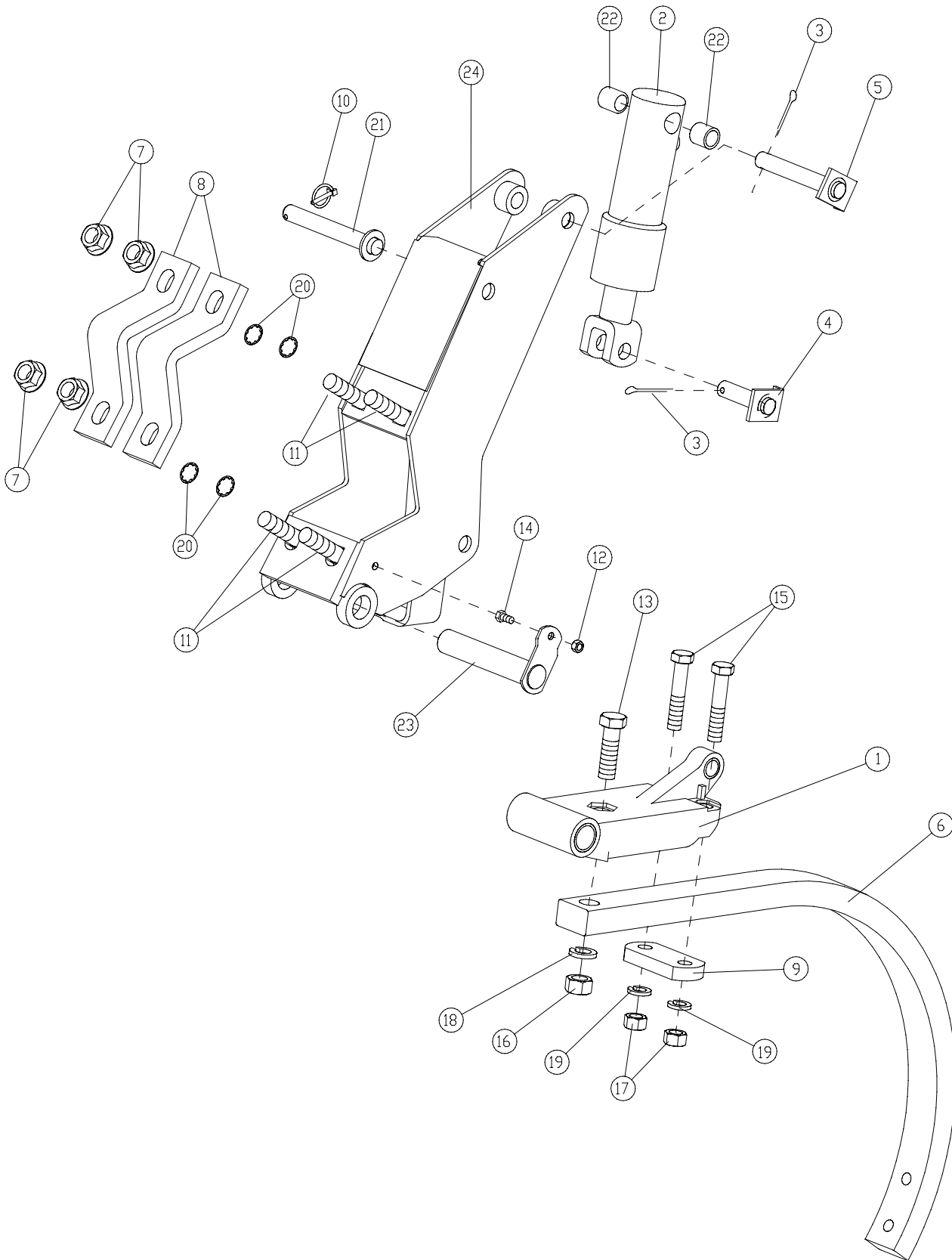
Trip LH 755 Trip - Spring 2002 to Present



Trip - LH 755 Trip - Spring 2002 to Present

| Item | Part No. | Description | Qty |
|-------------|-----------------|---|------------|
| 1 | C33951 | Mounting Bracket - HD | 1 |
| 2 | C26522 | Shank Holder Casting Assembly (Includes Items #13) | 1 |
| 3 | C26528 | Trip Rocker Assembly (Includes Items #14) | 1 |
| 4 | F12499 | Spring Rod | 1 |
| 5 | C26518 | Strap - Compression | 2 |
| 6 | C31325 | Spring | 1 |
| 7 | C31388 | Spring Sleeve | 1 |
| 8 | C26513 | Spring Plug | 1 |
| 9 | C33955 | Clamp - Shank Holder | 1 |
| 10 | C26506 | Strap - Mounting | 2 |
| 11 | C26523 | Shank - 30 x 1 1/4 Thick | 1 |
| 12 | C26517 | Spacer - 5/8 OD x 3 Lg | 1 |
| 13 | C24979 | Bushing - Shank Casting | 2 |
| 14 | C26525 | Bushing - Pivot | 2 |
| 15 | C26515 | Pin - Lower Pivot - 3/4 x 4 Lg | 1 |
| 16 | C26514 | Pin - Rocker Pivot - 3/4 x 4 15/32 UL | 1 |
| 17 | C26529 | Pin - Shank Pivot - 1 1/8 x 6 Lg | 1 |
| 18 | F-1767 | Hex Bolt - 5/16 x 3/4 Lg | 1 |
| 19 | N15196 | Hex Bolt - 5/16 x 4 Lg | 1 |
| 20 | C26530 | Hex Bolt - 1/2 x 12 1/2 Lg Grade 8 | 1 |
| 21 | T-5252 | Hex Bolt - 5/8 x 3 1/4 Lg | 2 |
| 22 | C33957 | Carriage Bolt - 3/4 x 3 Lg | 4 |
| 22A | W-1553 | Hex Bolt - 3/4 x 2 1/4 Lg (Optional - Used with Item #32 Spacer Only) | 4 |
| 23 | W-509 | Hex Bolt - 3/4 x 2 1/2 Lg | 1 |
| 24 | C31385 | Washer - Spring Centering | 1 |
| 25 | W-526 | Lockwasher - 5/8 | 2 |
| 26 | W-527 | Lockwasher - 3/4 | 1 |
| 27 | C32925 | Locknut - 5/16 Centre Lock | 2 |
| 28 | W-517 | Hex Nut - 5/8 | 2 |
| 29 | W-518 | Hex Nut - 3/4 | 1 |
| 30 | W-530 | Cotter Pin - 5/32 x 1 Lg | 1 |
| 31 | C33958 | Retaining Ring | 4 |
| 32 | D12942 | Locknut - 3/4 Serrated | 1 |
| 33 | C31395 | Spring Assembly (Includes Items #4, 6, 7, 8, 20, and 24) | 1 |
| 34 | C26573 | Spacer - 1/4 (Optional) | 1 |
| | C26501 | LH 755 Trip Assembly (Includes All Above Items) | |

Trip Assembly Hydraulic Trip



Trip Assembly - Hydraulic Trip

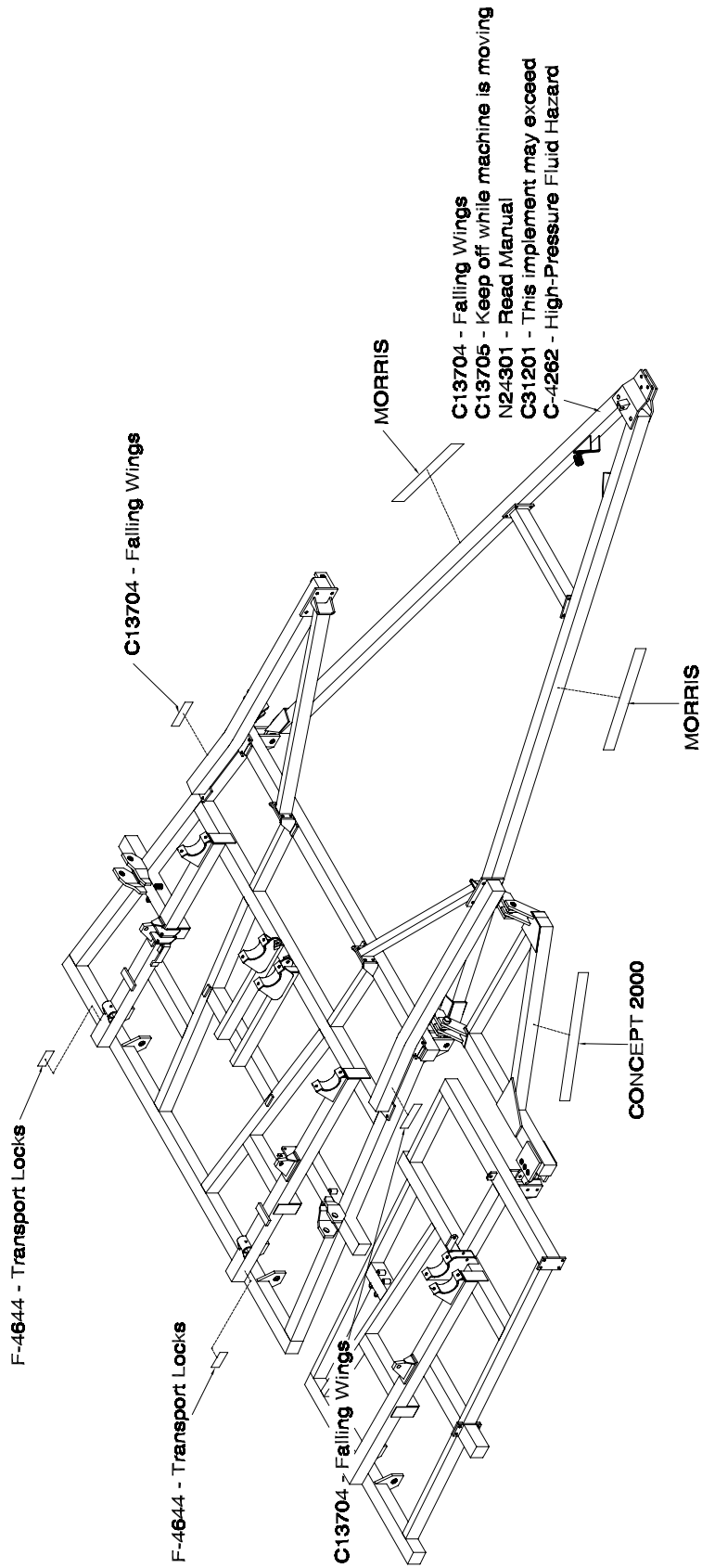
| Item | Part No. | Description | Qty |
|------|----------|---|-----|
| 1 | C17255 | Casting - Shank Holder Pivot | 1 |
| 2 | C40599 | Cylinder | 1 |
| | S41661 | Seal Kit for Cylinder C40599 | |
| 3 | W-530 | Cotter Pin - 5/32 x 1 Lg | 2 |
| 4 | S42079 | Clevis Pin - 3/4 x 2 3/16 UL | 1 |
| 5 | S42080 | Cylinder Pin - 3/4 x 4 3/8 UL | 1 |
| 6 | C26523 | Shank - 1 1/4 X 2 | 1 |
| 7 | D12942 | Lock Nut - 3/4 Flange | 4 |
| 8 | C26506 | Clamp Strap - Shank | 2 |
| 9 | C33955 | Clamp - Shank Holder | 1 |
| 10 | S42294 | Klik Pin | 1 |
| 11 | C33957 | Carriage Bolt - 3/4 X 3 LG | 4 |
| 12 | C32925 | Lock Nut - 5/16 Center | 1 |
| 13 | W-509 | Hex Bolt - 3/4 X 2-1/2 LG | 1 |
| 14 | F-1767 | Hex Bolt - 5/16 x 3/4 LG | 1 |
| 15 | T-5252 | Hex Bolt - 5/8 X 3-1/4 LG | 2 |
| 16 | W-518 | Hex Nut - 3/4 | 1 |
| 17 | W-517 | Hex Nut - 5/8 - 11 UNC | 2 |
| 18 | W-527 | Lockwasher - 3/4 | 1 |
| 19 | W-526 | Lockwasher - 5/8 | 2 |
| 20 | C33958 | Retaining Ring | 4 |
| 21 | S42293 | Storage Pin | 1 |
| 22 | C18985 | Spring Pin Bushing | 3 |
| 23 | C26529 | Shank Pivot Pin | 1 |
| 24 | S42047 | Mounting Bracket | 1 |
| 25 | C24979 | Bushing - Shank Casting | 2 |
| | S42085 | Hydraulic Trip Assembly - Conventional 1 1/4 x 2 Shank (Includes Items 1 to 25) | |

Section 9: Lighting and Safety Signs

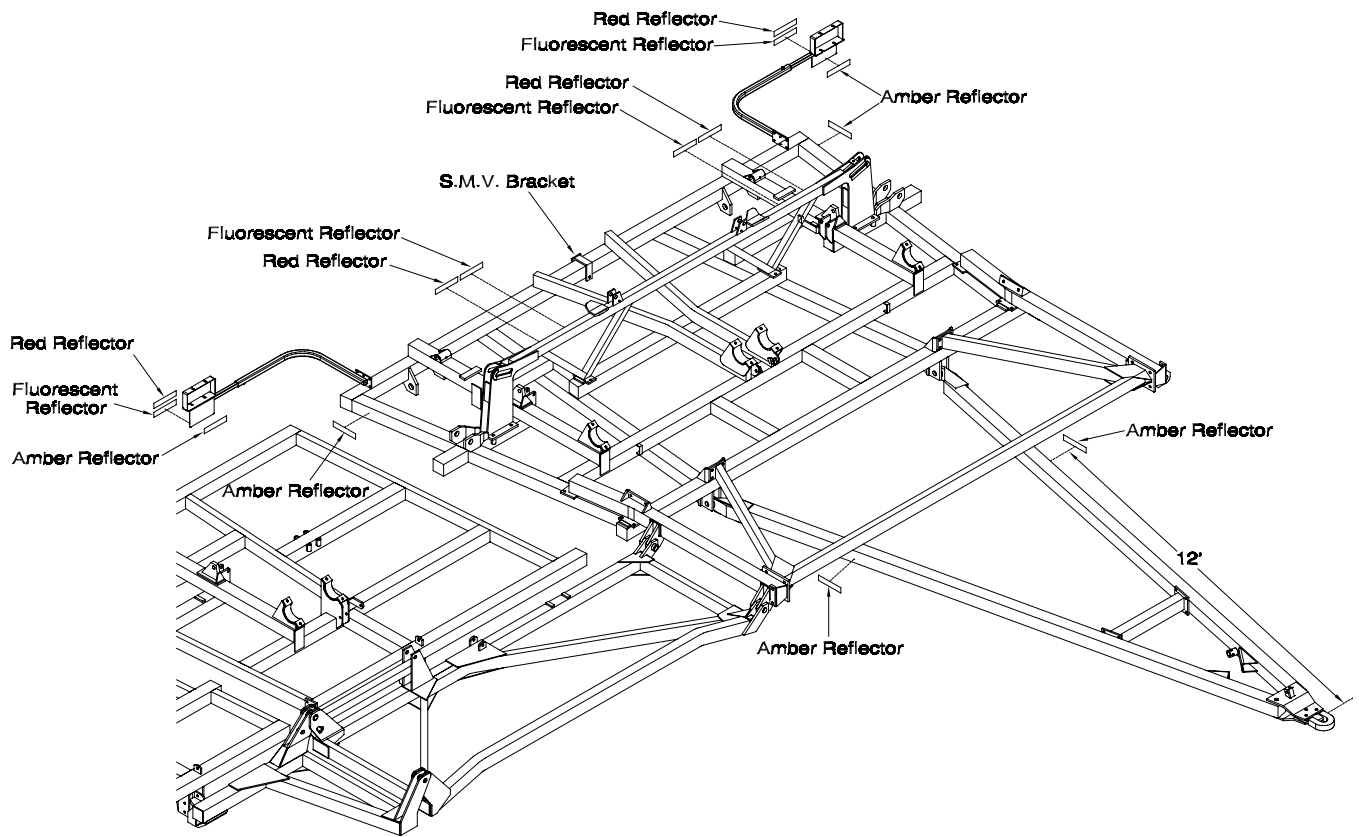
Section Contents

| | |
|----------------------|-----|
| Safety Signs | 9-2 |
| Marking Lights | 9-4 |

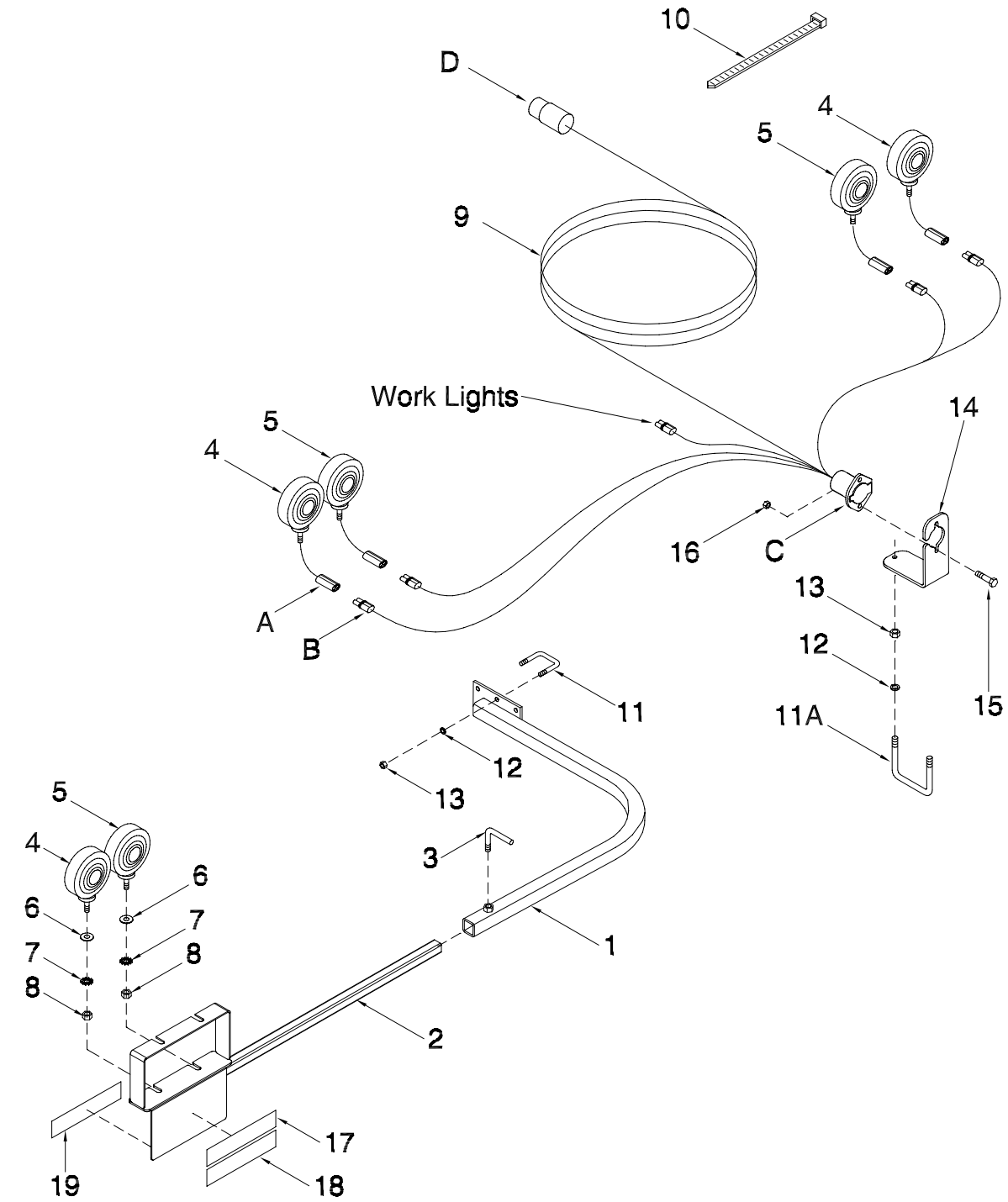
Safety Signs



Safety Signs



Lighting Marking Lights



Lighting - Marking Lights

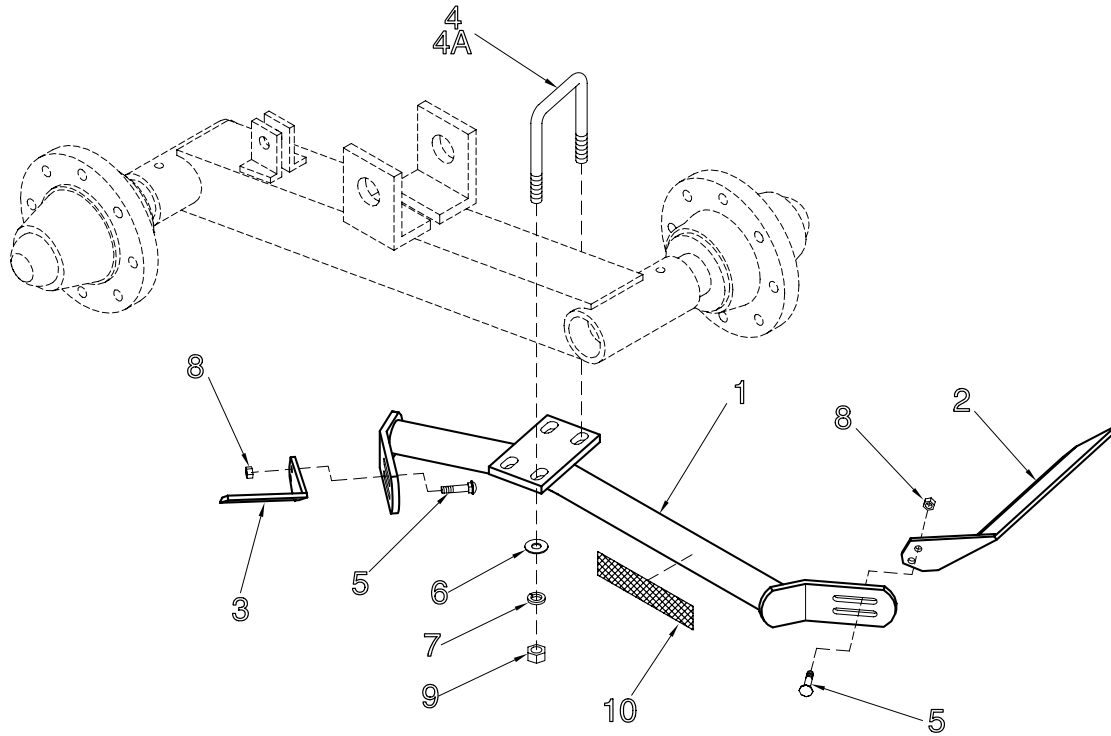
| Item | Part No. | Description | Qty |
|------|----------|--|-----|
| 1 | C31435 | Arm - Extension | 2 |
| 2 | C31498 | Tube - Extension | 2 |
| 3 | D10553 | Handle | 2 |
| 4 | C32765 | Light - Amber | 2 |
| 5 | C32766 | Light - Red | 2 |
| 6 | W-539 | Flat Washer - 1/2 | 1 |
| 7 | D-5280 | Star Washer - 1/2 | 2 |
| 8 | W-516 | Hex Nut - 1/2 | 1 |
| 9 | C31438 | Wiring Harness - Main | 1 |
| 10 | D-4951 | Nylon Tie Strap - 7 3/8 lg | 10 |
| 11 | D12714 | U-Bolt - 3/8 | 4 |
| 11A | N15098 | U-Bolt - 3/8 x 4 x 5 | 1 |
| 12 | W-523 | Lockwasher - 3/8 | 8 |
| 13 | W-514 | Hex Nut - 3/8 | 8 |
| 14 | N32001 | Bracket - Mounting | 1 |
| 15 | N29048 | Carriage Head Bolt - 5/16 x 1 lg | 2 |
| 16 | D-5278 | Serrated Nut - 5/16 | 2 |
| 17 | N34476 | Reflector - Red | 2 |
| 18 | N34478 | Reflector - Orange | 2 |
| 19 | N34477 | Reflector - Amber | 2 |
| | C32761 | Red Acrylic Lens | |
| | C32762 | Amber Acrylic Lens | |
| | C32515 | Bulb - #1156 (Amber Light) | |
| | C32656 | Bulb - #1157 (Red Light) | |
| A | C32681 | Receptacle Connector Assembly - GRAY - 2 Pin | |
| B | C32682 | Plug Connector Assembly - GRAY - 2 Pin | |
| C | C32686 | Connector Assembly - 7 Pin Socket | |
| | C32684 | Interior - Socket - 7 Pin Connector | |
| | C32685 | Protective Boot - Socket - 7 Pin Connector | |
| D | C32690 | Connector Assembly - 7 Pin Plug (Complete with Cable Protector Spring) | |
| | C32688 | Interior - Plug - 7 Pin Connector | |
| | C32689 | Cable Protector Spring - Plug - 7 Pin Connector | |
| | | ORDER KITS THROUGH WHOLE GOODS ONLY | |
| | C30740 | Concept 2000 Safety Light Kit - Includes items 1 - 19 | |

Section 10: Options

Section Contents

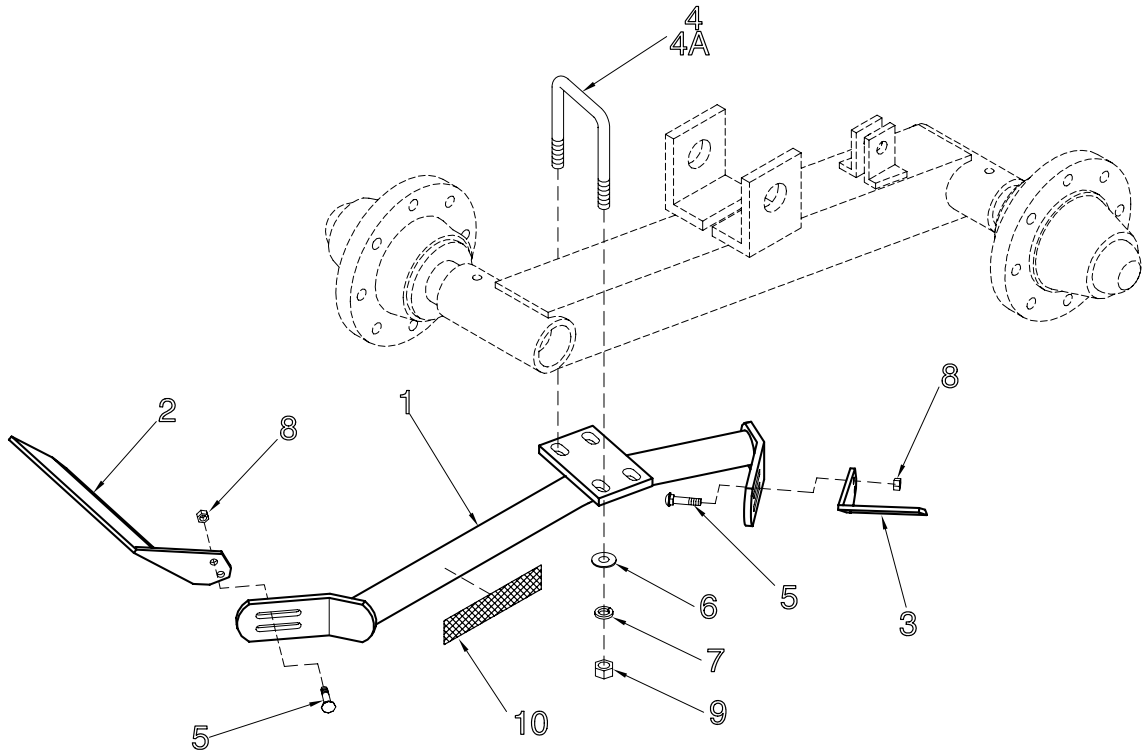
| | |
|---------------------------------------|------|
| Mud Scraper Assembly Right Side | 10-2 |
| Mud Scraper Assembly Left Side | 10-3 |
| Tow Hitch | 10-4 |
| Tow Hitch - Hydraulics | 10-5 |
| Wing Levelling Adjustment Kit | 10-6 |

Options Mud Scraper Assembly Right Side



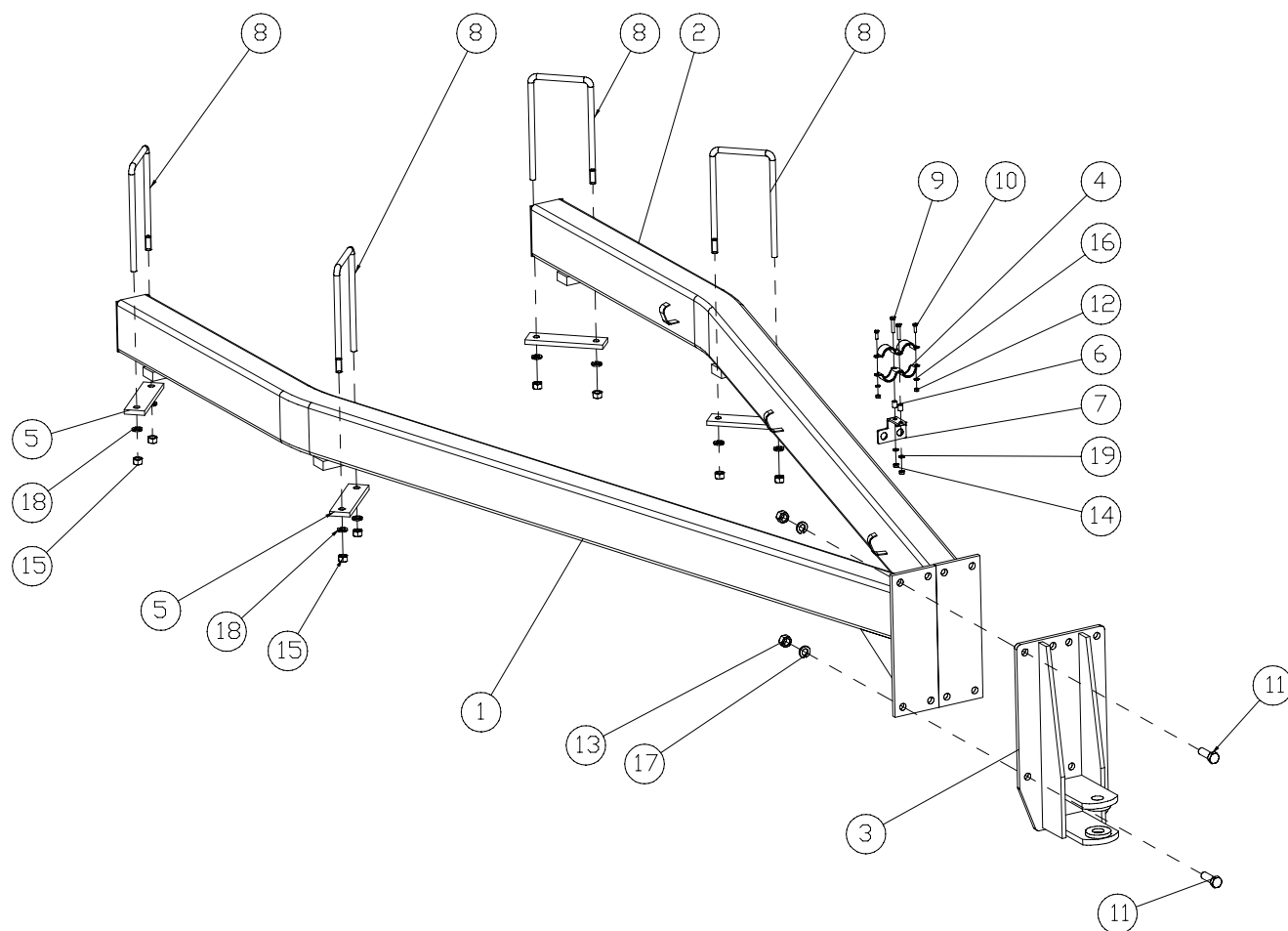
| Item | Part No. | Description | Qty |
|------|----------|--|-----|
| 1 | C26767 | Mud Scraper - Right | 1 |
| 2 | C17848 | Sweep - Right - Bolt-On Wing | 1 |
| 3 | C17847 | Sweep - Left - Bolt-On Wing | 1 |
| 4 | C-219 | U-Bolt - 5/8 x 4 x 5 9/16 Main Walking Axles | 2 |
| 4A | F-4543 | U-Bolt - 5/8 x 3 x 5 3/8 Wing Walking Axles | 2 |
| 5 | P7C616 | Hex Bolt - 3/8 x 1 1/4 Lg | 4 |
| 6 | W-629 | Flatwasher - 21/32 ID x 1 5/16 OD x 13 Ga | 4 |
| 7 | W-526 | Lockwasher - 5/8 | 4 |
| 8 | M-3388 | Locknut - 3/8 Unitorque | 4 |
| 9 | W-517 | Hex Nut - 5/8 | 4 |
| 10 | H1813 | Decal - "MORRIS" (1 x 9) | 1 |
| | C26829 | Mud Scaper Kit - Right - Main (Includes All Above Items Except #4A) | |
| | C26831 | Mud Scaper Kit - Right - Wing (Includes All Above Items Except #4) (Order Kits Through Wholegoods Department) | |

Options Mud Scaper Assembly Left Side



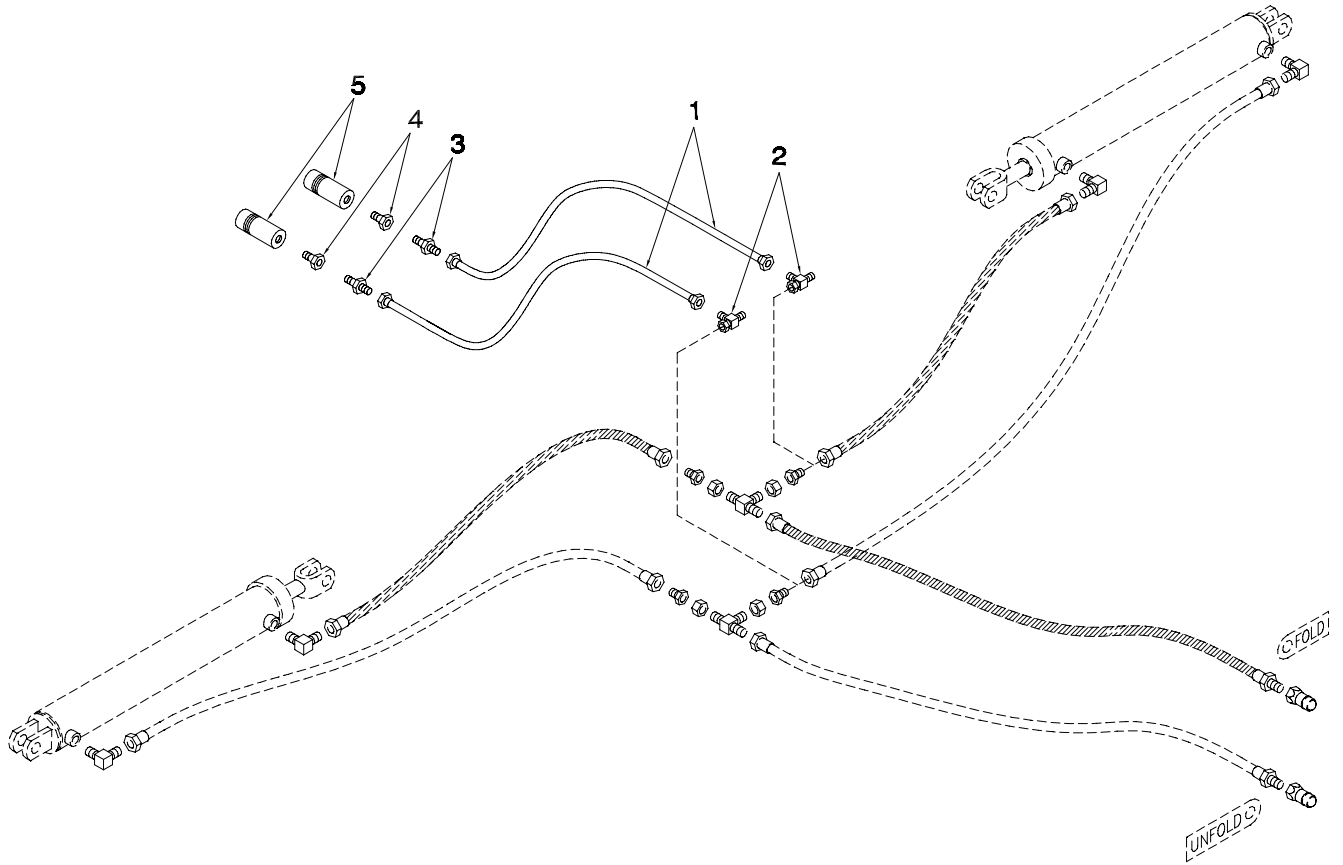
| Item | Part No. | Description | Qty |
|------|----------|--|-----|
| 1 | C26768 | Mud Scaper - Left | 1 |
| 2 | C17847 | Sweep - Left - Bolt-On Wing | 1 |
| 3 | C17848 | Sweep - Right - Bolt-On Wing | 1 |
| 4 | C-219 | U-Bolt - 5/8 x 4 x 5 9/16 Main Walking Axles | 2 |
| 4A | F-4543 | U-Bolt - 5/8 x 3 x 5 3/8 Wing Walking Axles | 2 |
| 5 | W-187 | Hex Bolt - 3/8 x 1 1/4 Lg | 4 |
| 6 | W-629 | Flatwasher - 21/32 ID x 1 5/16 OD x 13 Ga | 4 |
| 7 | W-526 | Lockwasher - 5/8 | 4 |
| 8 | M-3388 | Locknut - 3/8 Unitorque | 4 |
| 9 | W-517 | Hex Nut - 5/8 | 4 |
| 10 | H-1813 | Decal - "MORRIS" (1 x 9) | 1 |
| | C26830 | Mud Scaper Kit - Left - Main (Includes All Above Items Except #4A) | |
| | C26832 | Mud Scaper Kit - Left - Wing (Includes All Above Items Except #4) | |
| | | (Order Kits Through Wholegoods Department) | |

Options Tow Hitch



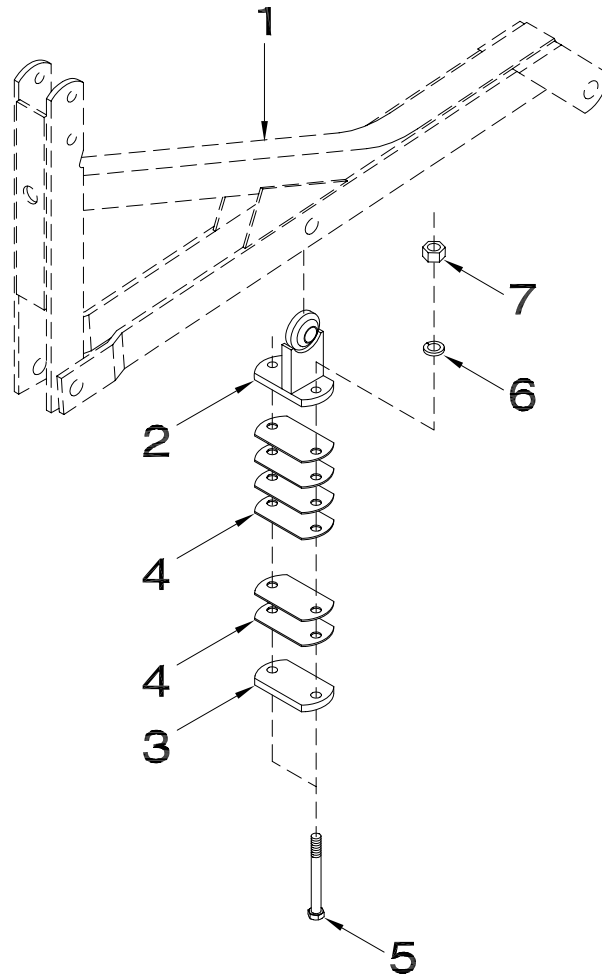
| Item | Part No. | Description | Qty |
|------|----------|--|-----|
| 1 | C34801 | Left Arm | 1 |
| 2 | C34802 | Right Arm | 1 |
| 3 | C34833 | Hitch Clevis | 1 |
| 4 | N16608 | Coupler Clamp - Female Pioneer | 2 |
| 5 | C34839 | Plate | 4 |
| 6 | N19366 | Bushing - 1/2 Lg | 2 |
| 7 | C34843 | Bracket | 1 |
| 8 | C34837 | U-Bolt - 5/8 x 6 x 11-1/2 | 4 |
| 9 | W-473 | Hex Bolt - 5/16 x 1-1/2 Lg | 2 |
| 10 | W-469 | Hex Head - 1/4 x 3/4 Lg | 2 |
| 11 | W-1553 | Hex Head Bolt - 3/4 x 2 1/4 Lg | 8 |
| 12 | W-512 | Hex Nut - 1/4 | 2 |
| 13 | W-518 | Hex Nut - 3/4 | 8 |
| 14 | W-513 | Hex Nut - 5/16 | 2 |
| 15 | W-517 | Hex Nut - 5/8 | 8 |
| 16 | W-521 | Lockwasher - 1/4 | 2 |
| 17 | W-527 | Lockwasher - 3/4 | 8 |
| 18 | W-526 | Lockwasher - 5/8 | 8 |
| 19 | W-522 | Lockwasher - 5/16 | 2 |
| 20 | N32735 | Hitch Pin - 1 1/4 x 5 1/4 UL (Not Shown) | 1 |
| 21 | N19307 | Klik Pin - 1/4 x 1 3/4 (Not Shown) | 1 |

Options Tow Hitch - Hydraulics



| Item | Part No. | Description | Qty |
|------|----------|---|-----|
| 1 | F14658 | Hyd Hose - 1/4 x 150 Lg w/9/16-18 FJIC | 2 |
| 2 | C-4403 | Tee - (2) 9/16-18 MJIC x (1) 9/16-18 FJIC | 2 |
| 3 | C-4405 | Connector - 9/16-18 MJIC x 3/8 MNPT | 2 |
| 4 | C-719 | Connector - 1/2 MNPT x 3/8 FNPT | 2 |
| 5 | C-818 | Female Pioneer Coupler - 1/2 FNPT | 2 |

Options Wing Levelling Adjustment Kit



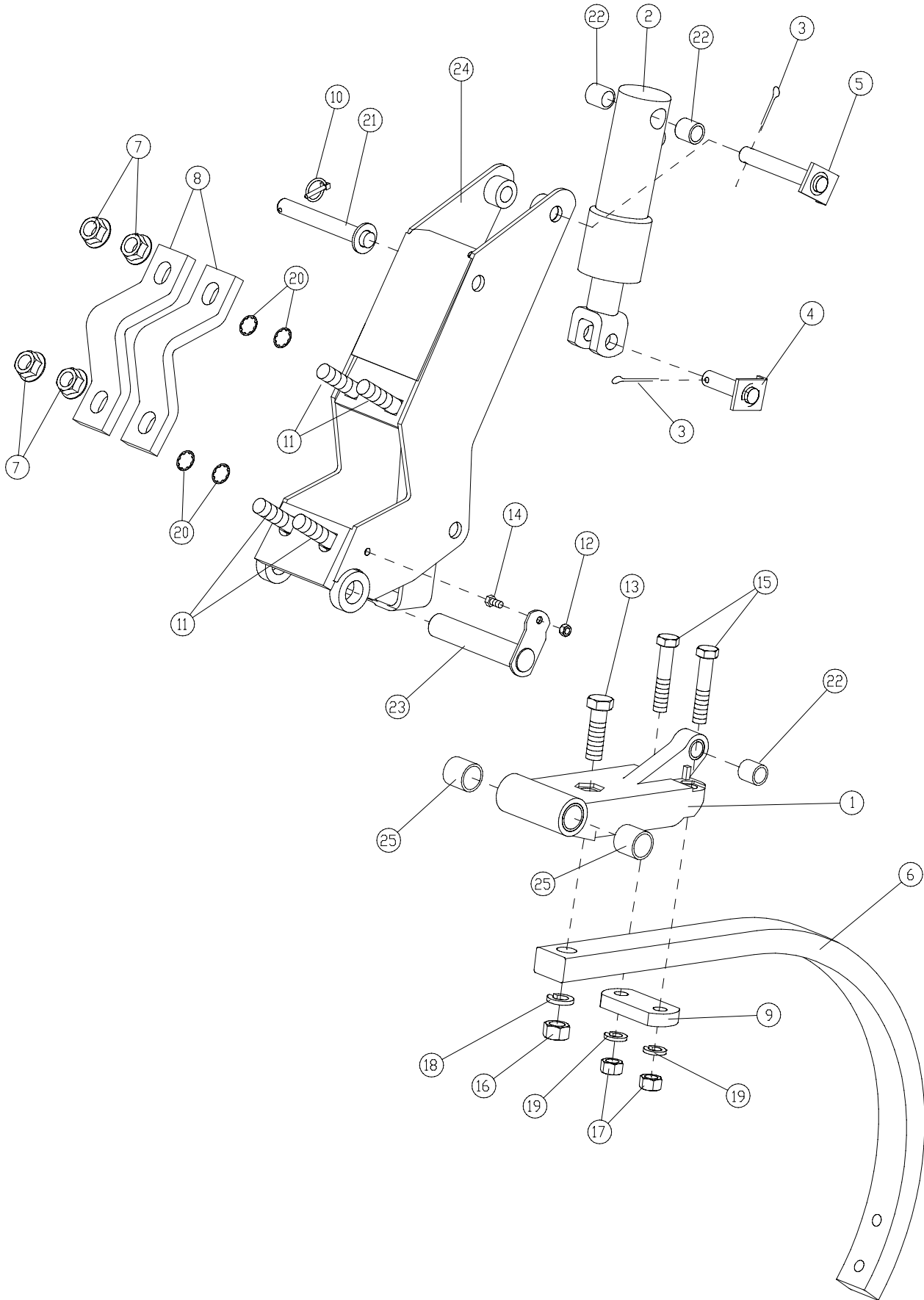
| Item | Part No. | Description | Qty |
|------|----------|---|-----|
| 1 | C26180 | Wing Lift Arm | |
| 2 | C33569 | Wing Support Ball - Inner | 2 |
| 3 | C26043 | Clamp Plate | 2 |
| 4 | C33567 | Shim Plate | 12 |
| 5 | C-3917 | Hex Bolt - 3/4 x 7 Lg | 4 |
| 6 | W-527 | Lockwasher - 3/4 | 4 |
| 7 | W-518 | Hex Nut - 3/4 | 4 |
| | C33566 | Inner Wing Adjustment Kit (Includes All Above Items Except #1) (Order Kits Through Parts Department) | |

Section 11: Hydraulic Trip System

Section Contents

| | |
|--|-------|
| Hydraulic Trip | 11-2 |
| Hitch Main Hydraulics | 11-4 |
| 12 ft Main Hydraulics - 9 Spacing | 11-6 |
| 12 ft Main Hydraulics - 10 Spacing | 11-7 |
| 12 ft Main Hydraulics - 12 Spacing | 11-8 |
| 15 ft Main Hydraulics - 9 Spacing | 11-9 |
| 15 ft Main Hydraulics - 10 Spacing | 11-10 |
| 15 ft Main Hydraulics - 12 Spacing | 11-11 |
| 6 ft Wing Hydraulics - 9 Spacing | 11-12 |
| 6 ft Wing Hydraulics - 10 Spacing | 11-13 |
| 6 ft Wing Hydraulics - 12 Spacing | 11-14 |
| 9 ft Wing Hydraulics - 9 Spacing | 11-15 |
| 9 ft Wing Hydraulics - 10 Spacing | 11-16 |
| 9 ft Wing Hydraulics - 12 Spacing | 11-17 |
| 12 ft Wing Hydraulics - 9 Spacing | 11-18 |
| 12 ft Wing Hydraulics - 10 Spacing | 11-19 |
| 12 ft Wing Hydraulics - 12 Spacing | 11-20 |

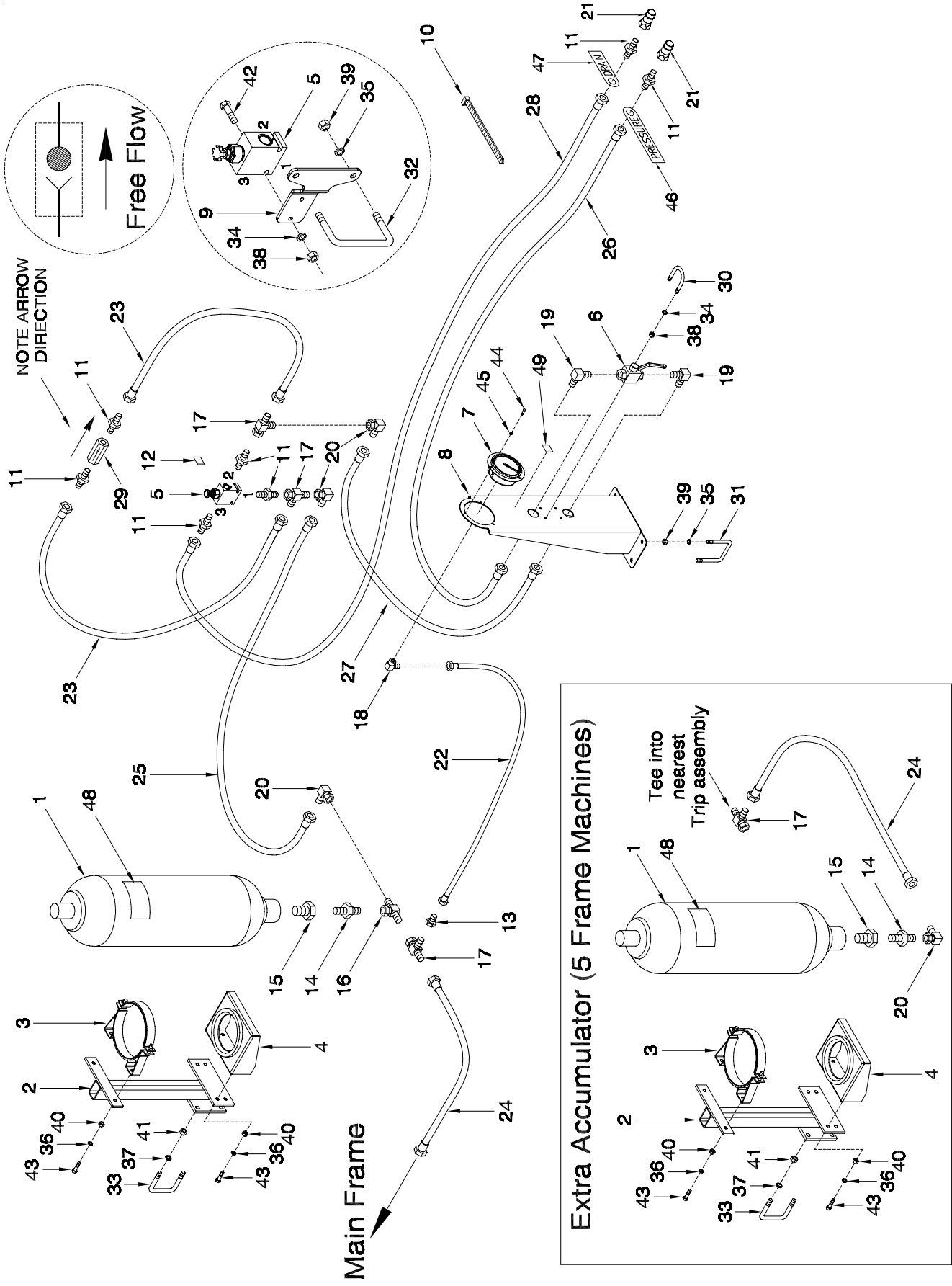
Trip Assembly Hydraulic Trip



Trip Assembly - Hydraulic Trip

| Item | Part No. | Description | Qty |
|------|----------|---|-----|
| 1 | C17255 | Casting - Shank Holder Pivot | 1 |
| 2 | C40599 | Cylinder | 1 |
| | S41661 | Seal Kit for cylinder C40599 | |
| 3 | W-530 | Cotter Pin - 5/32 x 1 Lg | 2 |
| 4 | S42079 | Clevis Pin - 3/4 x 2 3/16 UL | 1 |
| 5 | S42080 | Cylinder Pin - 3/4 x 4 3/8 UL | 1 |
| 6 | C26523 | Shank - 1 1/4 X 2 | 1 |
| 7 | D12942 | Lock Nut - 3/4 Flange | 4 |
| 8 | C26506 | Clamp Strap - Shank | 2 |
| 9 | C33955 | Clamp - Shank Holder | 1 |
| 10 | S42294 | Klik Pin | 1 |
| 11 | C33957 | Carriage Bolt - 3/4 X 3 LG | 4 |
| 12 | C32925 | Lock Nut - 5/16 Center | 1 |
| 13 | W-509 | Hex Bolt - 3/4 X 2-1/2 LG | 1 |
| 14 | F-1767 | Hex Bolt - 5/16 x 3/4 LG | 1 |
| 15 | T-5252 | Hex Bolt - 5/8 X 3-1/4 LG | 2 |
| 16 | W-518 | Hex Nut - 3/4 | 1 |
| 17 | W-517 | Hex Nut - 5/8 - 11 UNC | 2 |
| 18 | W-527 | Lockwasher - 3/4 | 1 |
| 19 | W-526 | Lockwasher - 5/8 | 2 |
| 20 | C33958 | Retaining Ring | 4 |
| 21 | S42293 | Storage Pin | 1 |
| 22 | C18985 | Spring Pin Bushing | 3 |
| 23 | C26529 | Shank Pivot Pin | 1 |
| 24 | S42047 | Mounting Bracket | 1 |
| 25 | C24979 | Bushing - Shank Casting | 2 |
| | S42085 | Hydraulic Trip Assembly - Conventional 1 1/4 x 2 Shank (Includes Items 1 to 25) | |

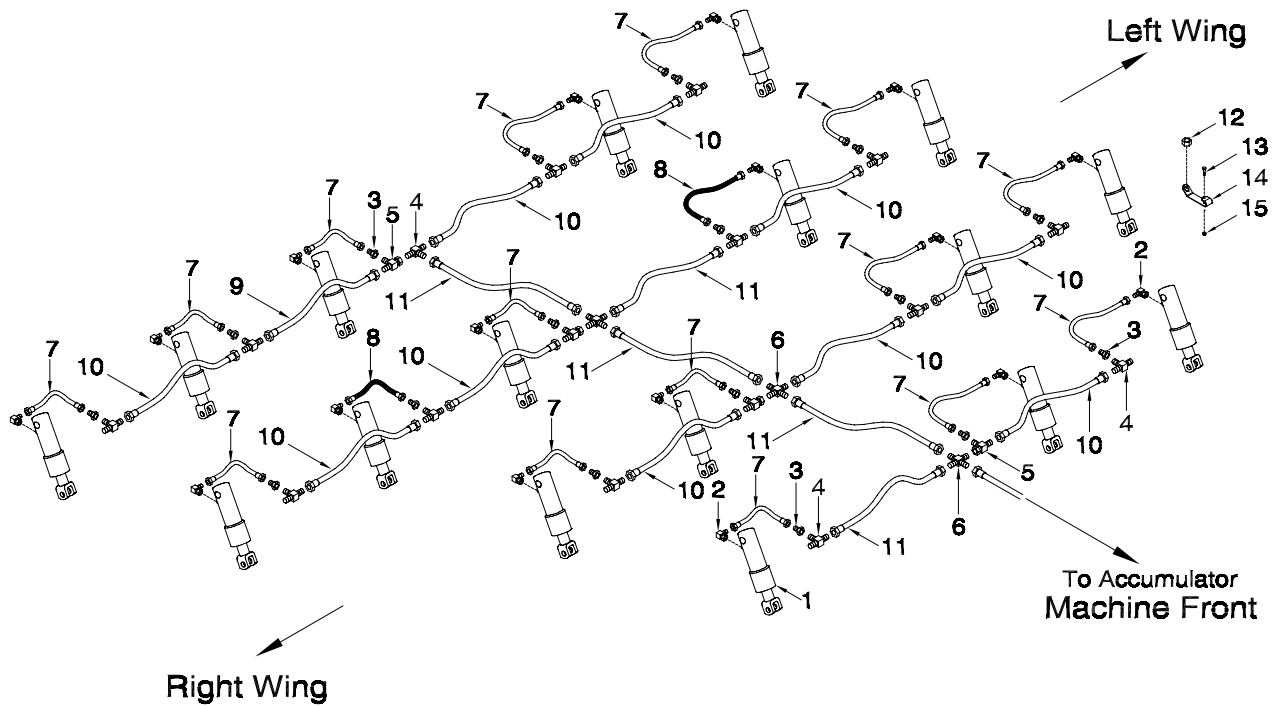
Trip Assembly Hitch Main Hydraulics



Trip Assembly - Hitch Main Hydraulics

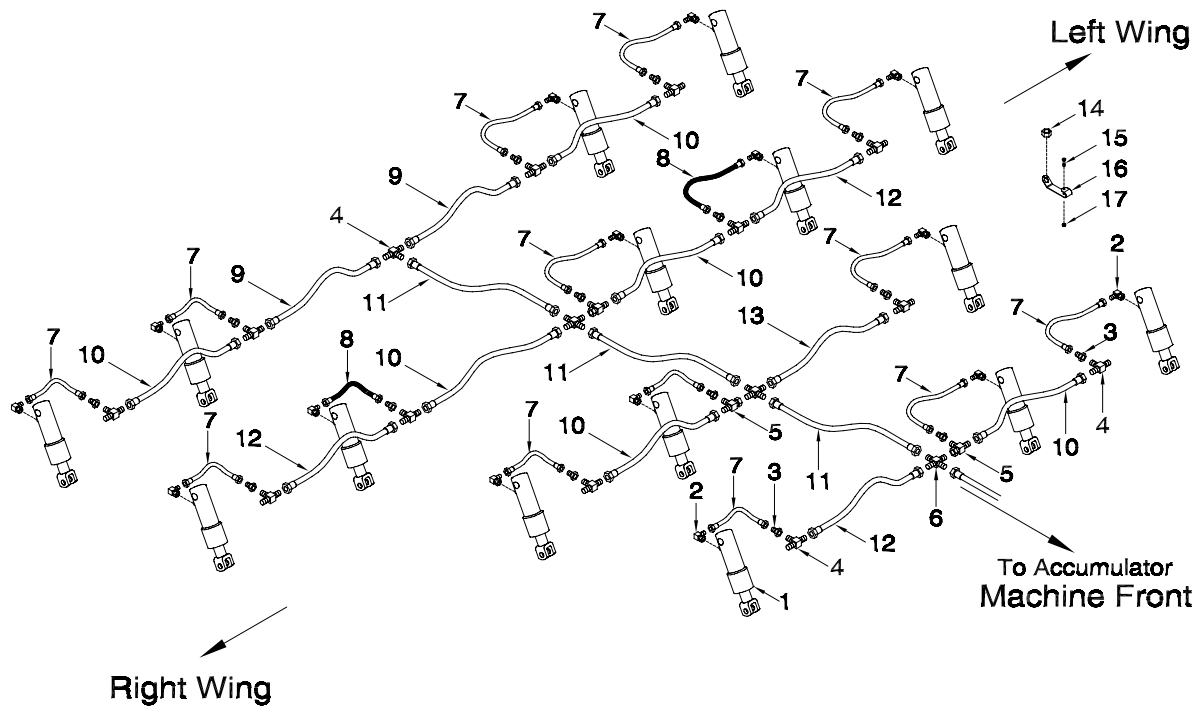
| Item | Part No. | Description | Qty |
|------|----------|---|-----|
| 1 | S42290 | Accumulator | 1 |
| 2 | S42320 | Mounting Bracket - Accumulator | 1 |
| 3 | C42313 | Clamp - Accumulator | 1 |
| 4 | C42314 | Base - Accumulator | 1 |
| 5 | S42307 | Valve - Pressure Reducing | 1 |
| 6 | N42880 | Valve - 2 Way Ball | 1 |
| 6A | N42881 | Handle - Valve | 1 |
| 7 | S42315 | Pressure Gauge | 1 |
| 8 | S42328 | Mounting Bracket - Pressure Gauge | 1 |
| 9 | S42316 | Mounting Bracket - Valve | 1 |
| 10 | S13336 | Tie Strap - 28 1/4 Lg..... | 8 |
| 11 | C14840 | Connector - 3/4-16 MORB x 7/8-14 MJIC | 7 |
| 12 | S42324 | Decal - Increase Pressure | 1 |
| 13 | F10384 | Reducer - 7/8-14 MJIC x 9/16-18 MJIC | 1 |
| 14 | C42312 | Reducer - 7/8-14 MJIC x 1 5/16-14 MORB | 1 |
| 15 | C42311 | Reducer - 1 7/8-14 MORB x 1 5/16-14 FORB | 1 |
| 16 | F24559 | Tee - (1) 7/8-14 FJIC x (2) 7/8-14 MJIC | 1 |
| 17 | H18746 | Tee - Swivel - (2) 7/8-14 MJIC x (1) 7/8-14 FJIC | 3 |
| 18 | S42391 | 90 Elbow - 9/16-18 MJIC x 1/4 FNPT | 1 |
| 19 | C24585 | 90 Elbow - 7/8-14 MJIC x 3/4-16 MORB | 2 |
| 20 | K-5806 | 90 Elbow - Swivel - 7/8-14 MJIC x 7/8-14 FJIC | 3 |
| 21 | N34443 | Male Tip - 3/4-16 ORB..... | 2 |
| 22 | S13317 | Hyd Hose - 1/4 x 180 w/ 9/16-18 FJIC | 1 |
| 23 | C-4383 | Hyd Hose - 1/2 x 20 Lg w/7/8-14 FJIC | 2 |
| 24 | C-4404 | Hyd Hose - 1/2 x 36 Lg w/7/8-14 FJIC x 7/8-14 FJIC | 1 |
| 25 | C18779 | Hyd Hose - 1/2 x 72 Lg w/7/8-14 FJIC | 1 |
| 26 | N19365 | Hyd Hose - 1/2 x 140 Lg w/7/8-14 FJIC | 1 |
| 27 | S29841 | Hyd Hose - 1/2 x 222 Lg w/7/8-14 MJIC x 7/8-14 FJIC | 1 |
| 28 | C26337 | Hyd Hose - 1/2 x 276 Lg w/7/8-14 FJIC | 1 |
| 29 | N34494 | Check Valve - 3/4-16 FORB | 1 |
| 30 | N34319 | U-Bolt - 1/4 x 1 1/2 x 1 3/4 Lg | 2 |
| 31 | S42354 | U-Bolt - 3/8 x 3 x 5 Lg..... | 2 |
| 32 | D-4932 | U-Bolt - 3/8 Dia x 4 1/2 x 3 Lg | 1 |
| 33 | C-219 | U-Bolt - 5/8 x 4 5/8 x 5 9/16 Lg | 2 |
| 34 | W-521 | Lockwasher - 1/4 | 4 |
| 35 | W-523 | Lockwasher - 3/8 | 10 |
| 36 | W-525 | Lockwasher - 1/2 | 6 |
| 37 | W-526 | Lockwasher - 5/8 | 4 |
| 38 | W-512 | Hex Nut - 1/4 | 4 |
| 39 | W-514 | Hex Nut - 3/8 | 10 |
| 40 | W-516 | Hex Nut - 1/2 | 6 |
| 41 | W-517 | Hex Nut - 5/8 | 4 |
| 42 | W-1540 | Hex Bolt - 1/4 x 2 Lg | 2 |
| 43 | W-485 | Hex Bolt - 1/2 x 1 1/4 Lg | 6 |
| 44 | N29486 | Machine Screw - #8..... | 3 |
| 45 | N16564 | Locknut - #8 | 3 |
| 46 | S42326 | Tag - Accumulator Pressure | 1 |
| 47 | S42327 | Tag - Accumulator Drain | 1 |
| 48 | C-4262 | Decal - Warning - Pressure Hazard | 1 |
| 49 | S42325 | Decal - Accumulator Pressure | 1 |

Trip Assembly 12 ft Main Hydraulics - 9 Spacing



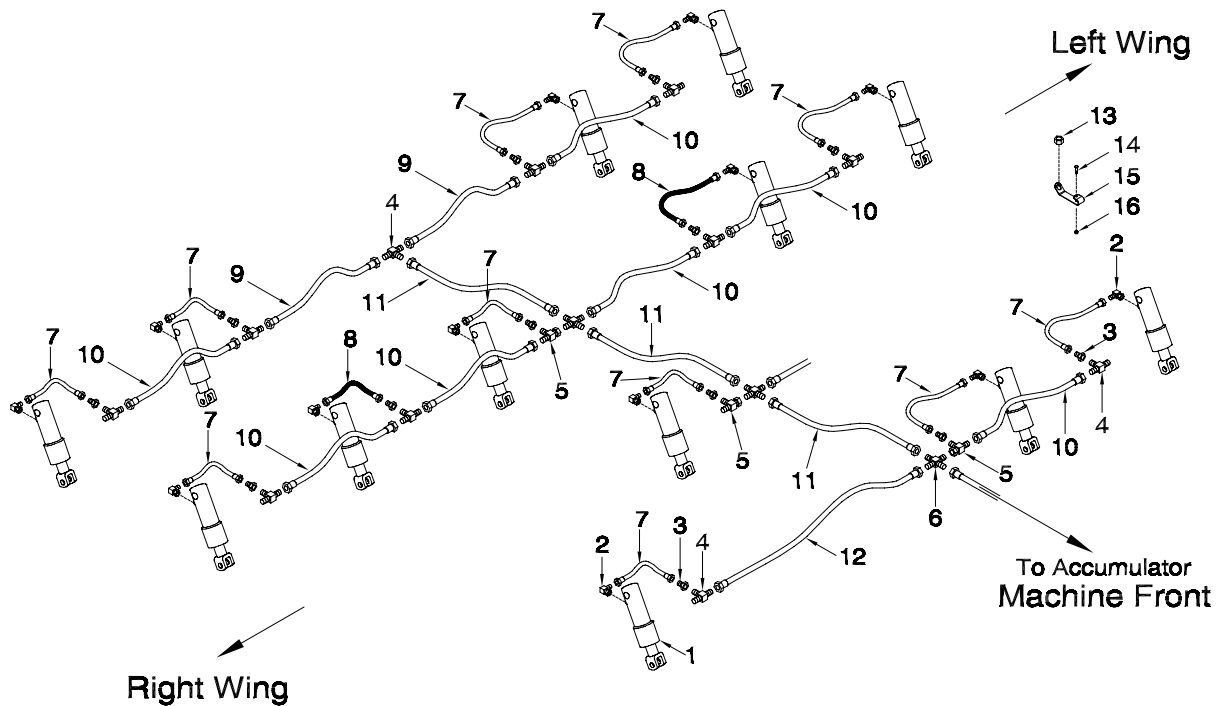
| Item | Part No. | Description | Qty |
|------|----------|--|-----|
| 1 | C40599 | Cylinder | 17 |
| 2 | N16143 | 90 Elbow - 9/16-18 MJIC x 9/16-18 MORB | 17 |
| 3 | F10384 | Reducer - 7/8-14 MJIC x 9/16-18 MJIC | 17 |
| 4 | C-4394 | Tee - (3) 7/8-14 MJIC | 14 |
| 5 | H18746 | Tee - Swivel - (2) 7/8-14 MJIC x (1) 7/8-14 FJIC | 4 |
| 6 | C-4401 | Cross - (4) 7/8-14 MJIC | 3 |
| 7 | C-4552 | Hyd Hose - 1/4 x 24 LG w/9/16-18 MJIC | 15 |
| 8 | C26438 | Hyd Hose - 1/4 x 30 LG w/9/16-18 MJIC | 2 |
| 9 | C-4468 | Hyd Hose - 1/2 x 24 Lg w/7/8-14 FJIC | 1 |
| 10 | C-4404 | Hyd Hose - 1/2 x 36 Lg w/7/8-14 FJIC | 10 |
| 11 | C26344 | Hyd Hose - 1/2 x 42 Lg w/7/8-14 FJIC | 5 |
| 12 | W-575 | Hex Jam Nut - 3/4 | 17 |
| 13 | N36128 | Hex Bolt - 1/4 x 1 1/2 Lg | 17 |
| 14 | S42303 | Hose Holder - Trip Mounted | 17 |
| 15 | N22778 | Locknut - 1/4 Nylon Insert | 17 |

Trip Assembly 12 ft Main Hydraulics - 10 Spacing



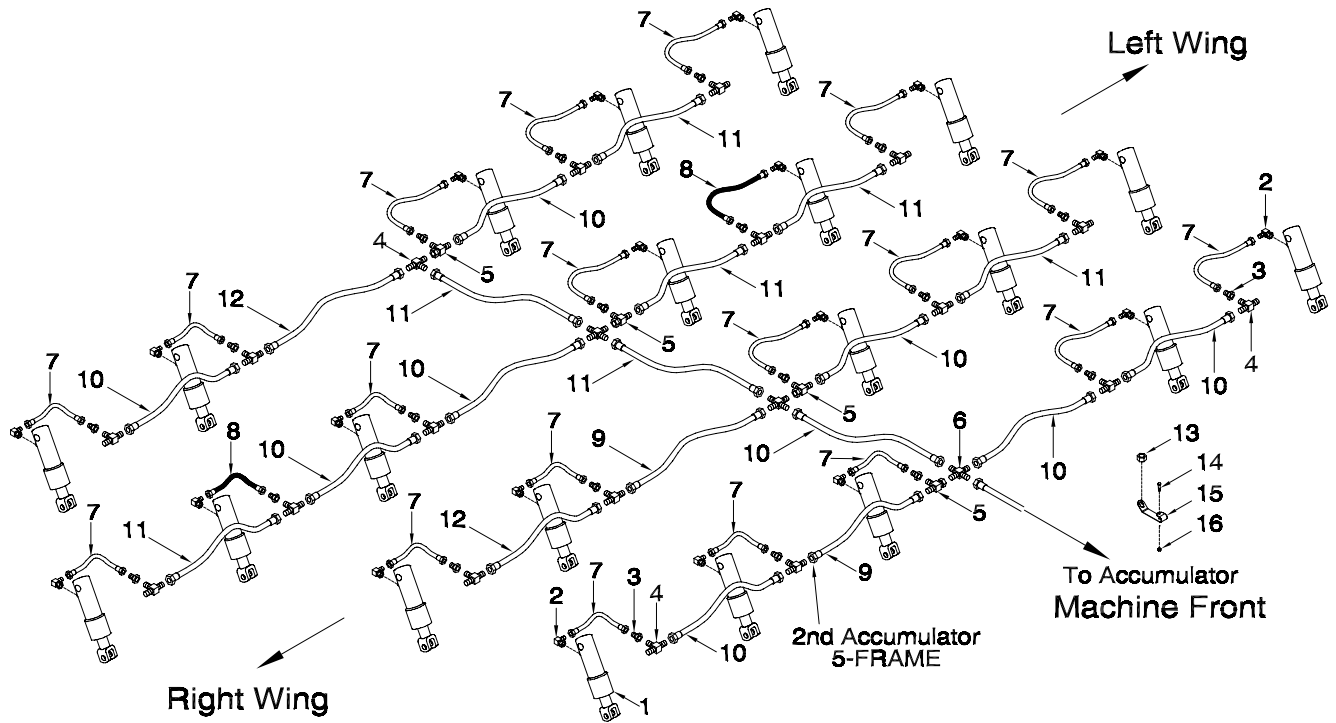
| Item | Part No. | Description | Qty |
|------|----------|--|-----|
| 1 | C40599 | Cylinder | 15 |
| 2 | N16143 | 90 Elbow - 9/16-18 MJIC x 9/16-18 MORB | 15 |
| 3 | F10384 | Reducer - 7/8-14 MJIC x 9/16-18 MJIC | 15 |
| 4 | C-4394 | Tee - (3) 7/8-14 MJIC | 13 |
| 5 | H18746 | Tee - Swivel - (2) 7/8-14 MJIC x (1) 7/8-14 FJIC | 3 |
| 6 | C-4401 | Cross - (4) 7/8-14 MJIC | 3 |
| 7 | C-4552 | Hyd Hose - 1/4 x 24 LG w/9/16-18 MJIC | 13 |
| 8 | C26438 | Hyd Hose - 1/4 x 30 LG w/9/16-18 MJIC | 2 |
| 9 | C-4468 | Hyd Hose - 1/2 x 24 Lg w/7/8-14 FJIC | 2 |
| 10 | C-4404 | Hyd Hose - 1/2 x 36 Lg w/7/8-14 FJIC | 6 |
| 11 | C26344 | Hyd Hose - 1/2 x 42 Lg w/7/8-14 FJIC | 3 |
| 12 | K-5685 | Hyd Hose - 1/2 x 48 Lg w/7/8-14 FJIC | 3 |
| 13 | F-4565 | Hyd Hose - 1/2 x 60 Lg w/7/8-14 FJIC | 1 |
| 14 | W-575 | Hex Jam Nut - 3/4 | 15 |
| 15 | N36128 | Hex Bolt - 1/4 x 1 1/2 Lg | 15 |
| 16 | S42303 | Hose Holder - Trip Mounted | 15 |
| 17 | N22778 | Locknut - 1/4 Nylon Insert | 15 |

Trip Assembly 12 ft Main Hydraulics - 12 Spacing



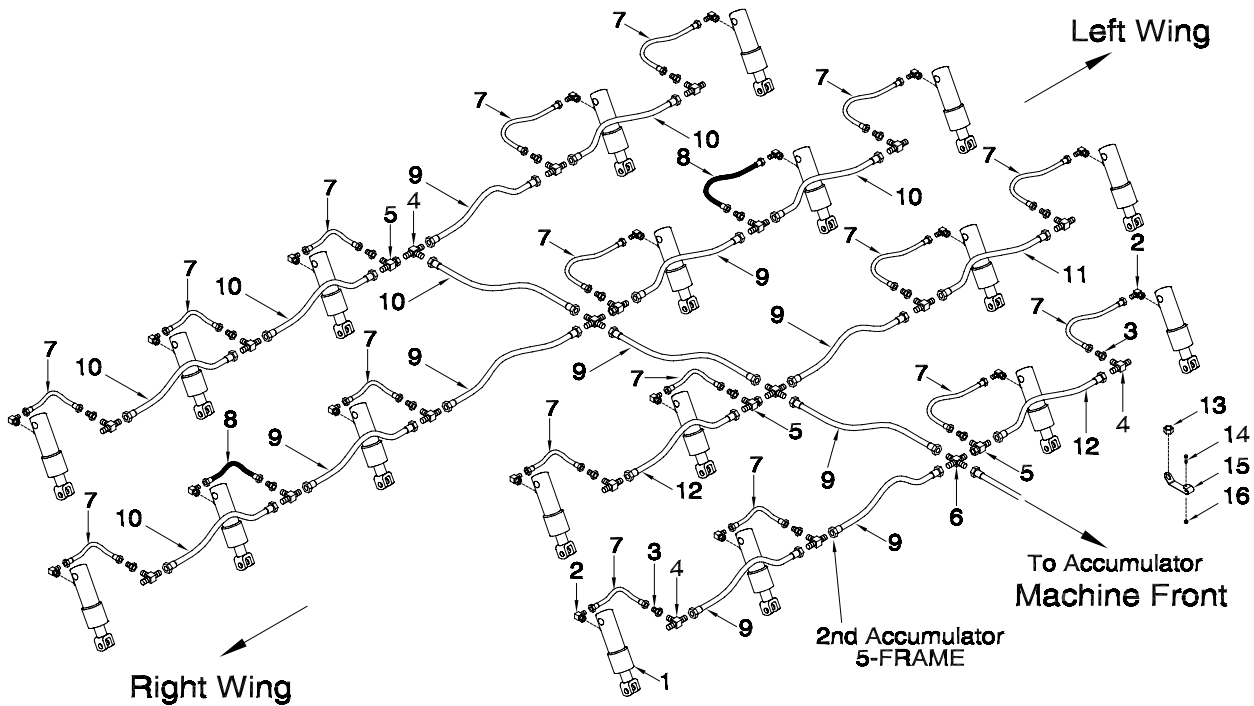
| Item | Part No. | Description | Qty |
|------|----------|--|-----|
| 1 | C40599 | Cylinder | 13 |
| 2 | N16143 | 90 Elbow - 9/16-18 MJIC x 9/16-18 MORB | 13 |
| 3 | F10384 | Reducer - 7/8-14 MJIC x 9/16-18 MJIC | 13 |
| 4 | C-4394 | Tee - (3) 7/8-14 MJIC | 11 |
| 5 | H18746 | Tee - Swivel - (2) 7/8-14 MJIC x (1) 7/8-14 FJIC | 3 |
| 6 | C-4401 | Cross - (4) 7/8-14 MJIC | 3 |
| 7 | C-4552 | Hyd Hose - 1/4 x 24 LG w/9/16-18 MJIC | 11 |
| 8 | C26438 | Hyd Hose - 1/4 x 30 LG w/9/16-18 MJIC | 2 |
| 9 | C-4468 | Hyd Hose - 1/2 x 24 Lg w/7/8-14 FJIC | 2 |
| 10 | C-4404 | Hyd Hose - 1/2 x 36 Lg w/7/8-14 FJIC | 7 |
| 11 | C26344 | Hyd Hose - 1/2 x 42 Lg w/7/8-14 FJIC | 3 |
| 12 | K-5685 | Hyd Hose - 1/2 x 48 Lg w/7/8-14 FJIC | 1 |
| 13 | W-575 | Hex Jam Nut - 3/4 | 13 |
| 14 | N36128 | Hex Bolt - 1/4 x 1 1/2 Lg | 13 |
| 15 | S42303 | Hose Holder - Trip Mounted | 13 |
| 16 | N22778 | Locknut - 1/4 Nylon Insert | 13 |

Trip Assembly 15 ft Main Hydraulics - 9 Spacing



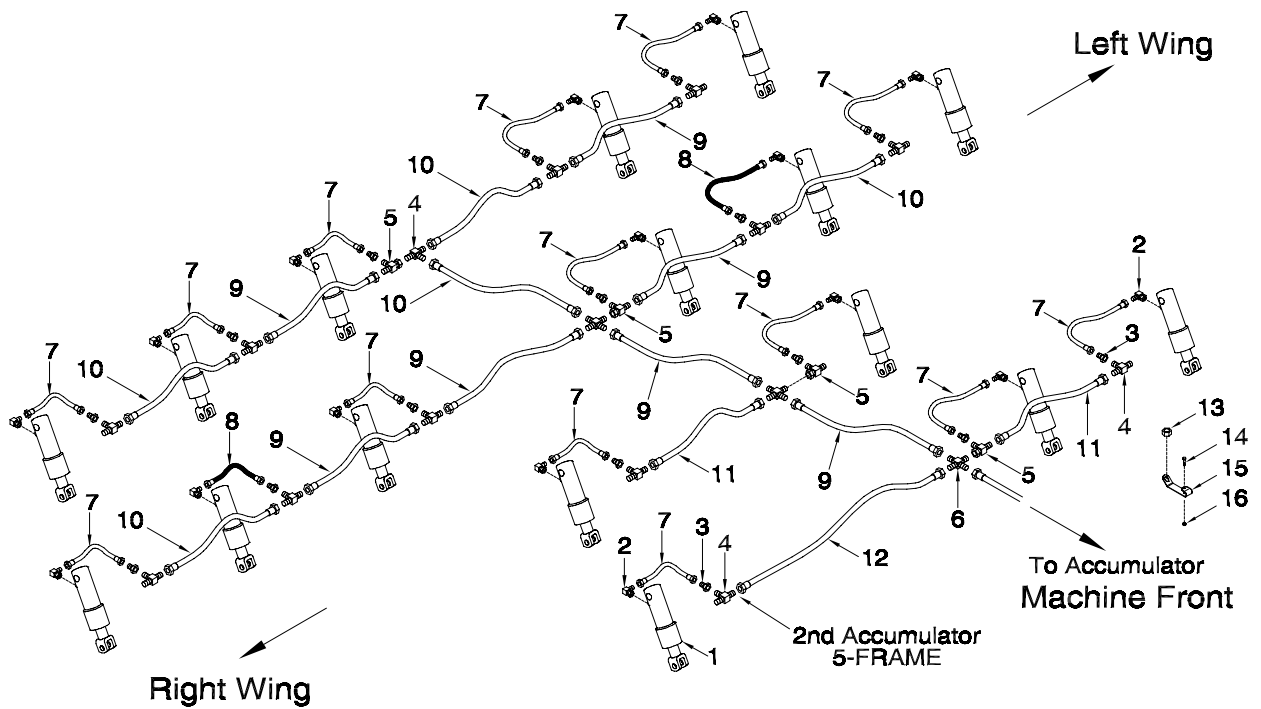
| Item | Part No. | Description | Qty |
|------|----------|--|-----|
| 1 | C40599 | Cylinder | 21 |
| 2 | N16143 | 90 Elbow - 9/16-18 MJIC x 9/16-18 MORB | 21 |
| 3 | F10384 | Reducer - 7/8-14 MJIC x 9/16-18 MJIC | 21 |
| 4 | C-4394 | Tee - (3) 7/8-14 MJIC | 18 |
| 5 | H18746 | Tee - Swivel - (2) 7/8-14 MJIC x (1) 7/8-14 FJIC | 4 |
| 6 | C-4401 | Cross - (4) 7/8-14 MJIC | 3 |
| 7 | C-4552 | Hyd Hose - 1/4 x 24 LG w/9/16-18 MJIC | 19 |
| 8 | C26438 | Hyd Hose - 1/4 x 30 LG w/9/16-18 MJIC | 2 |
| 9 | C-4468 | Hyd Hose - 1/2 x 24 Lg w/7/8-14 FJIC | 2 |
| 10 | C-4404 | Hyd Hose - 1/2 x 36 Lg w/7/8-14 FJIC | 9 |
| 11 | C26344 | Hyd Hose - 1/2 x 42 Lg w/7/8-14 FJIC | 7 |
| 12 | K-5685 | Hyd Hose - 1/2 x 48 Lg w/7/8-14 FJIC | 2 |
| 13 | W-575 | Hex Jam Nut - 3/4 | 21 |
| 14 | N36128 | Hex Bolt - 1/4 x 1 1/2 Lg | 21 |
| 15 | S42303 | Hose Holder - Trip Mounted | 21 |
| 16 | N22778 | Locknut - 1/4 Nylon Insert | 21 |

Trip Assembly 15 ft Main Hydraulics - 10 Spacing



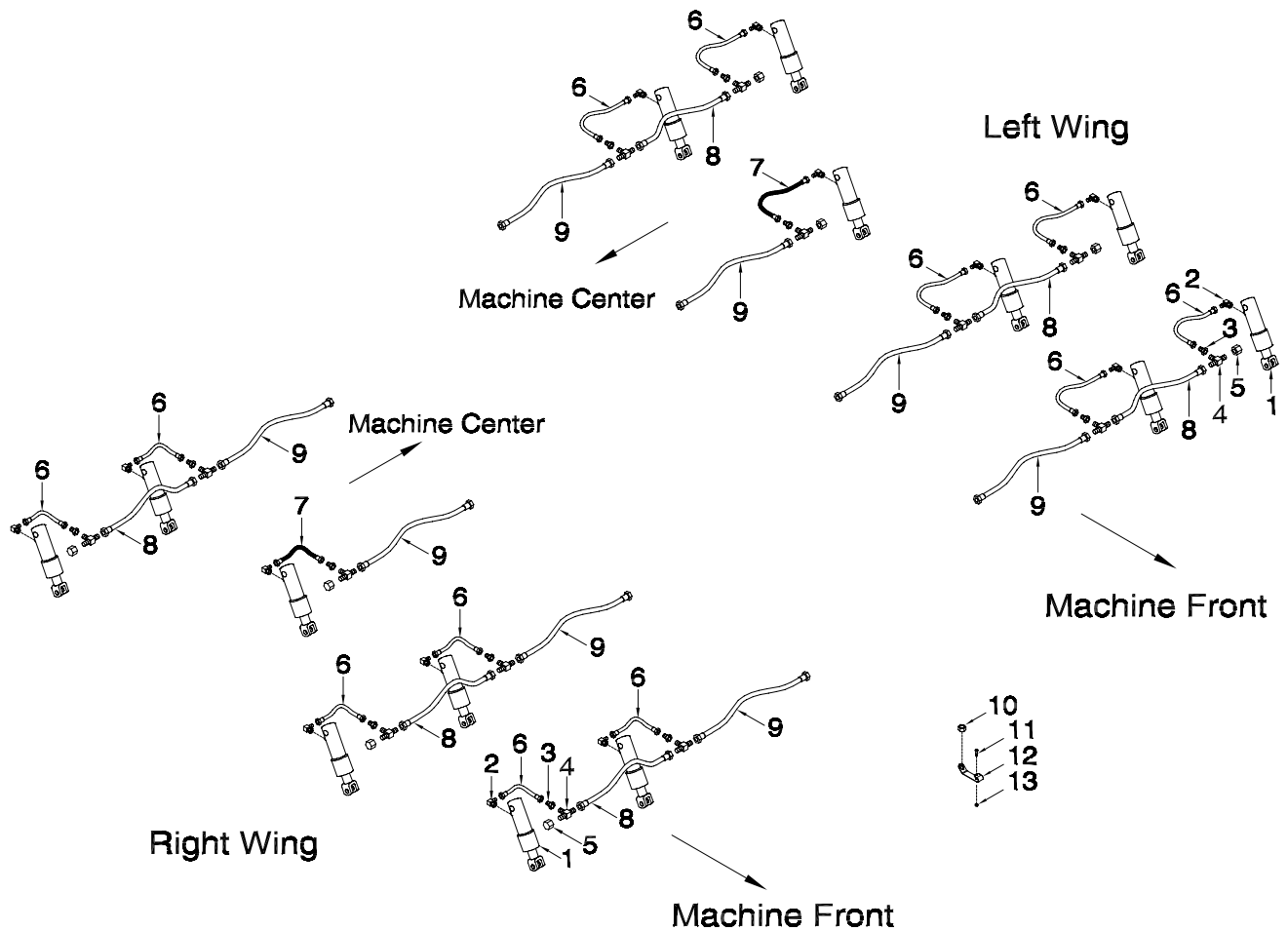
| Item | Part No. | Description | Qty |
|------|----------|--|-----|
| 1 | C40599 | Cylinder | 19 |
| 2 | N16143 | 90 Elbow - 9/16-18 MJIC x 9/16-18 MORB | 19 |
| 3 | F10384 | Reducer - 7/8-14 MJIC x 9/16-18 MJIC | 19 |
| 4 | C-4394 | Tee - (3) 7/8-14 MJIC | 16 |
| 5 | H18746 | Tee - Swivel - (2) 7/8-14 MJIC x (1) 7/8-14 FJIC | 4 |
| 6 | C-4401 | Cross - (4) 7/8-14 MJIC | 3 |
| 7 | C-4552 | Hyd Hose - 1/4 x 24 LG w/9/16-18 MJIC | 17 |
| 8 | C26438 | Hyd Hose - 1/4 x 30 LG w/9/16-18 MJIC | 2 |
| 9 | C-4404 | Hyd Hose - 1/2 x 36 Lg w/7/8-14 FJIC | 9 |
| 10 | C26344 | Hyd Hose - 1/2 x 42 Lg w/7/8-14 FJIC | 6 |
| 11 | K-5685 | Hyd Hose - 1/2 x 48 Lg w/7/8-14 FJIC | 1 |
| 12 | F-4565 | Hyd Hose - 1/2 x 60 Lg w/7/8-14 FJIC | 2 |
| 13 | W-575 | Hex Jam Nut - 3/4 | 19 |
| 14 | N36128 | Hex Bolt - 1/4 x 1 1/2 Lg | 19 |
| 15 | S42303 | Hose Holder - Trip Mounted | 19 |
| 16 | N22778 | Locknut - 1/4 Nylon Insert | 19 |

Trip Assembly 15 ft Main Hydraulics - 12 Spacing



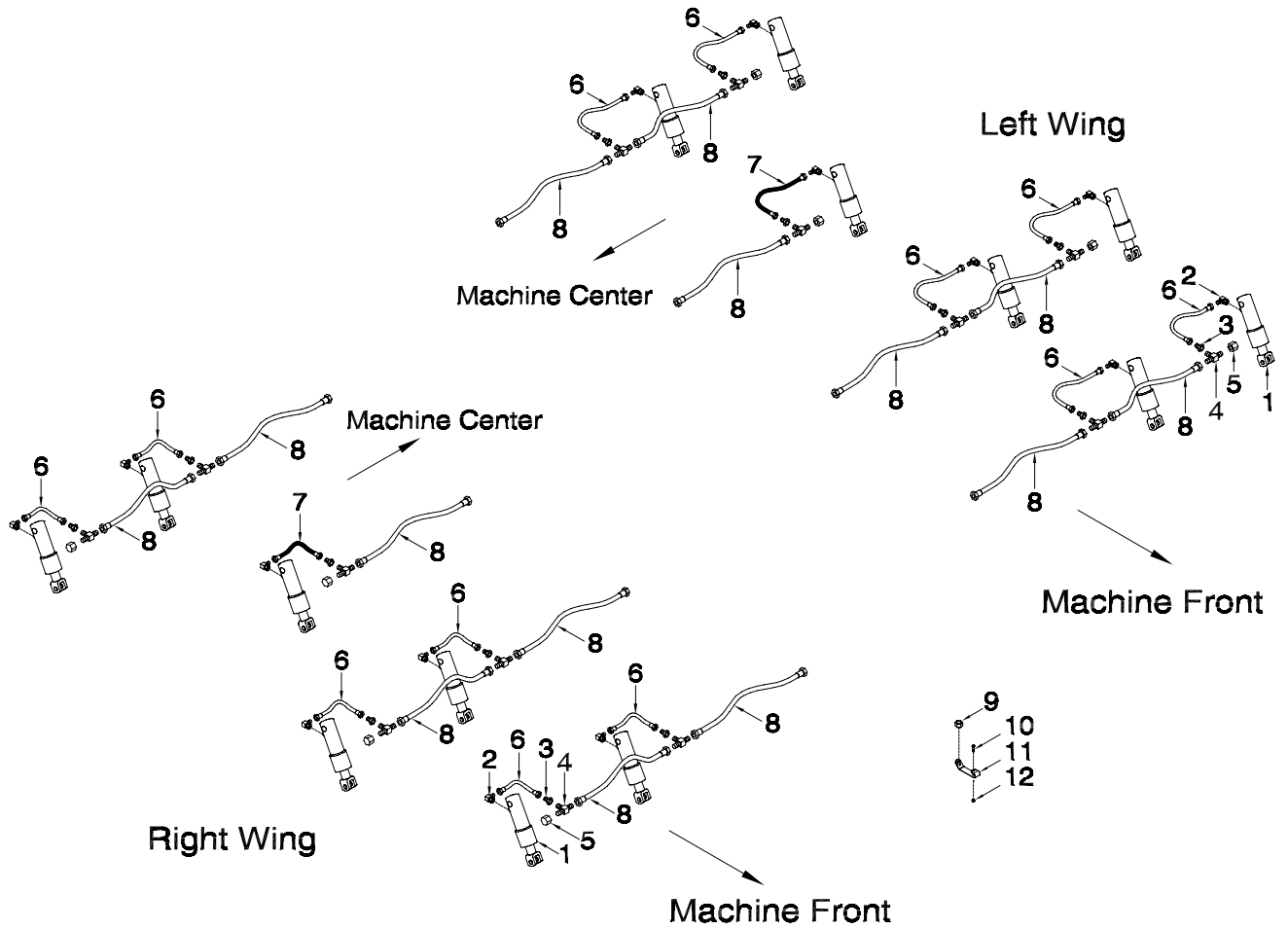
| Item | Part No. | Description | Qty |
|------|----------|--|-----|
| 1 | C40599 | Cylinder | 16 |
| 2 | N16143 | 90 Elbow - 9/16-18 MJIC x 9/16-18 MORB | 16 |
| 3 | F10384 | Reducer - 7/8-14 MJIC x 9/16-18 MJIC | 16 |
| 4 | C-4394 | Tee - (3) 7/8-14 MJIC | 14 |
| 5 | H18746 | Tee - Swivel - (2) 7/8-14 MJIC x (1) 7/8-14 FJIC | 4 |
| 6 | C-4401 | Cross - (4) 7/8-14 MJIC | 4 |
| 7 | C-4552 | Hyd Hose - 1/4 x 24 LG w/9/16-18 MJIC | 14 |
| 8 | C26438 | Hyd Hose - 1/4 x 30 LG w/9/16-18 MJIC | 2 |
| 9 | C-4404 | Hyd Hose - 1/2 x 36 Lg w/7/8-14 FJIC | 7 |
| 10 | C26344 | Hyd Hose - 1/2 x 42 Lg w/7/8-14 FJIC | 5 |
| 11 | F-4565 | Hyd Hose - 1/2 x 60 Lg w/7/8-14 FJIC | 2 |
| 12 | C18779 | Hyd Hose - 1/2 x 72 Lg w/7/8-14 FJIC | 1 |
| 13 | W-575 | Hex Jam Nut - 3/4 | 16 |
| 14 | N36128 | Hex Bolt - 1/4 x 1 1/2 Lg | 16 |
| 15 | S42303 | Hose Holder - Trip Mounted | 16 |
| 16 | N22778 | Locknut - 1/4 Nylon Insert | 16 |

Trip Assembly 6 ft Wing Hydraulics - 9 Spacing



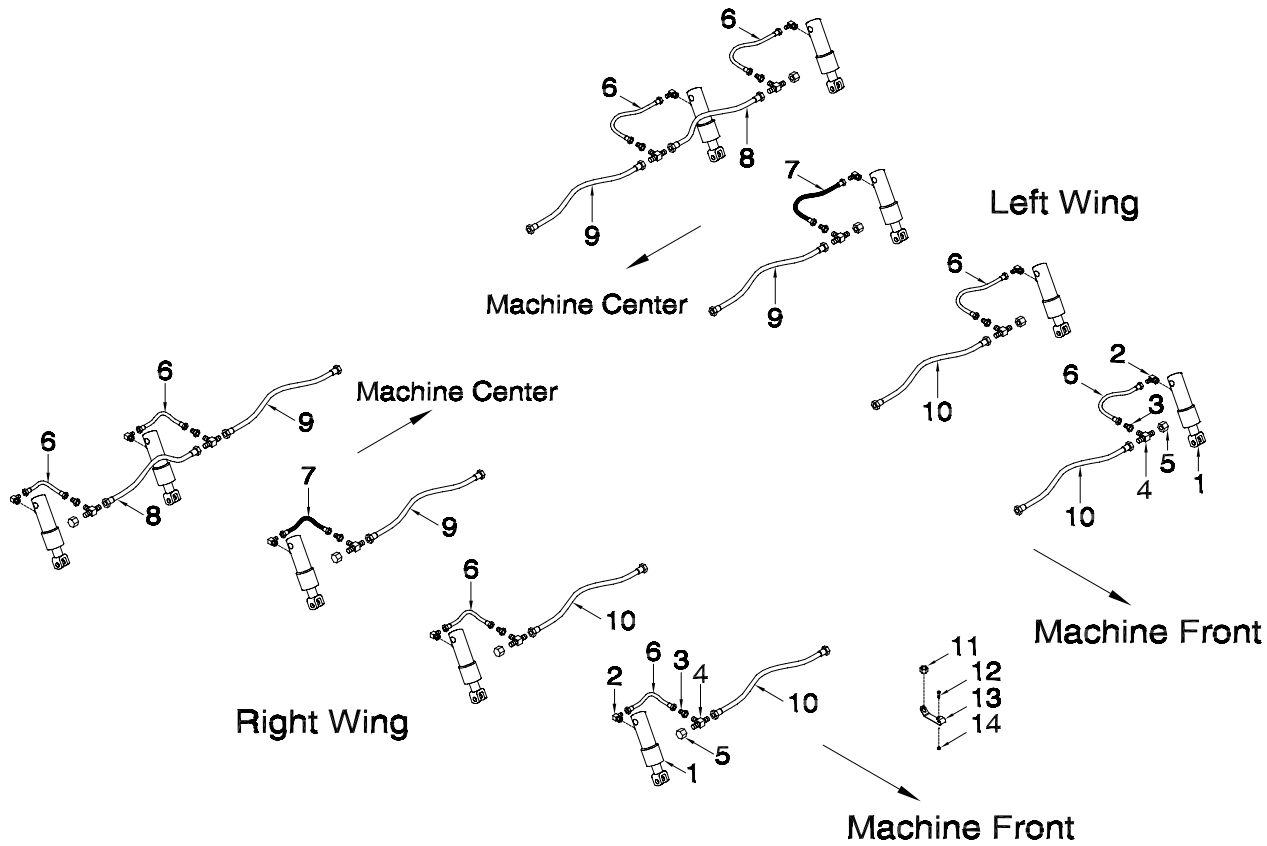
| Item | Part No. | Description | Qty |
|------|----------|--|-----|
| 1 | C40599 | Cylinder | 14 |
| 2 | N16143 | 90 Elbow - 9/16-18 MJIC x 9/16-18 MORB | 14 |
| 3 | F10384 | Reducer - 7/8-14 MJIC x 9/16-18 MJIC | 14 |
| 4 | C-4394 | Tee - (3) 7/8-14 MJIC | 14 |
| 5 | C42310 | Plug - 7/8-14 FJIC | 8 |
| 6 | C-4552 | Hyd Hose - 1/4 x 24 LG w/9/16-18 MJIC | 12 |
| 7 | C26438 | Hyd Hose - 1/4 x 30 LG w/9/16-18 MJIC | 2 |
| 8 | C-4404 | Hyd Hose - 1/2 x 36 Lg w/7/8-14 FJIC | 6 |
| 9 | C26344 | Hyd Hose - 1/2 x 42 Lg w/7/8-14 FJIC | 8 |
| 10 | W-575 | Hex Jam Nut - 3/4 | 14 |
| 11 | N36128 | Hex Bolt - 1/4 x 1 1/2 Lg | 14 |
| 12 | S42303 | Hose Holder - Trip Mounted | 14 |
| 13 | N22778 | Locknut - 1/4 Nylon Insert | 14 |

Trip Assembly 6 ft Wing Hydraulics - 10 Spacing



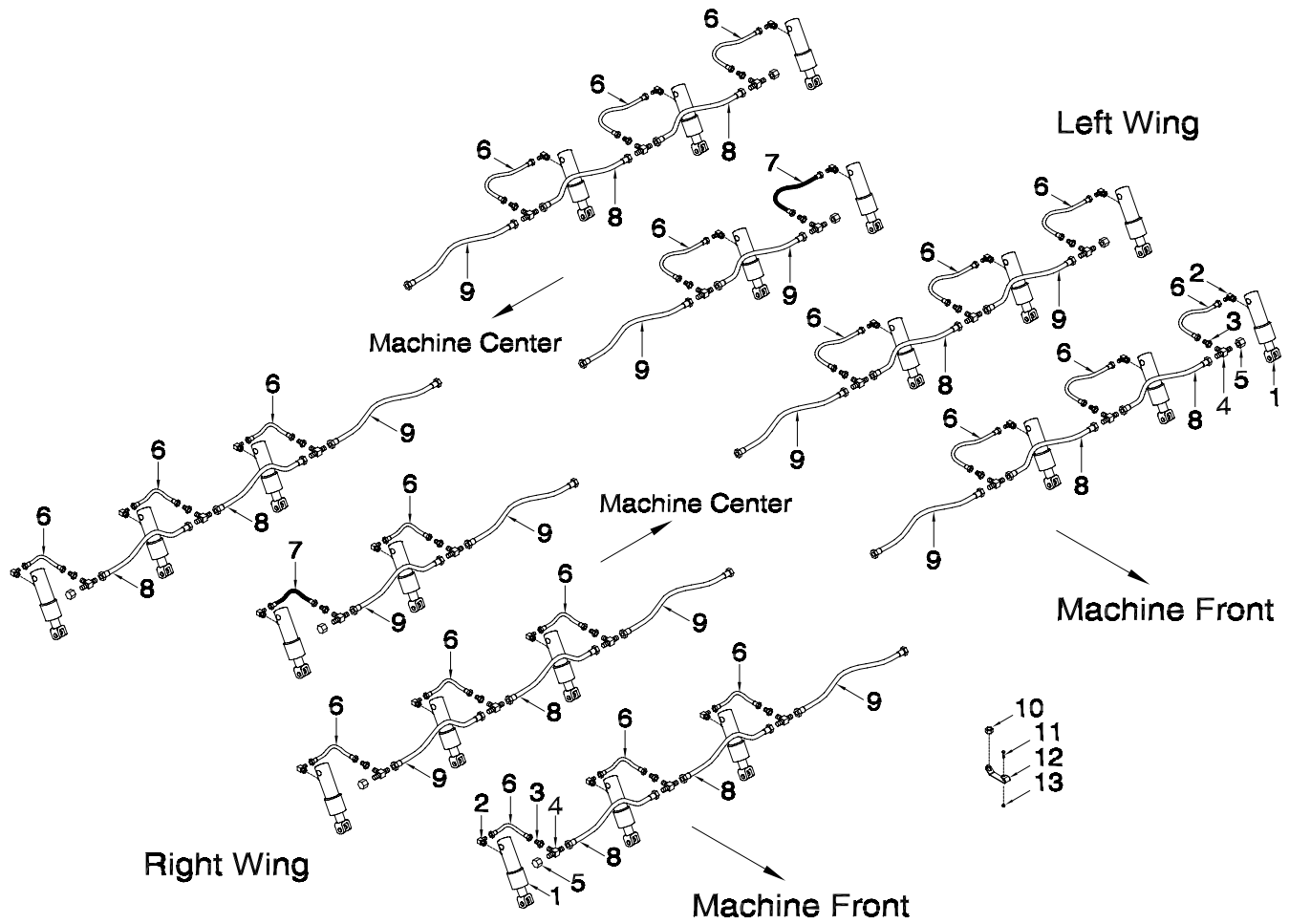
| Item | Part No. | Description | Qty |
|------|----------|--|-----|
| 1 | C40599 | Cylinder | 14 |
| 2 | N16143 | 90 Elbow - 9/16-18 MJIC x 9/16-18 MORB | 14 |
| 3 | F10384 | Reducer - 7/8-14 MJIC x 9/16-18 MJIC | 14 |
| 4 | C-4394 | Tee - (3) 7/8-14 MJIC | 14 |
| 5 | C42310 | Plug - 7/8-14 FJIC | 8 |
| 6 | C-4552 | Hyd Hose - 1/4 x 24 LG w/9/16-18 MJIC | 12 |
| 7 | C26438 | Hyd Hose - 1/4 x 30 LG w/9/16-18 MJIC | 2 |
| 8 | C26344 | Hyd Hose - 1/2 x 42 Lg w/7/8-14 FJIC | 14 |
| 9 | W-575 | Hex Jam Nut - 3/4 | 14 |
| 10 | N36128 | Hex Bolt - 1/4 x 1 1/2 Lg | 14 |
| 11 | S42303 | Hose Holder - Trip Mounted | 14 |
| 12 | N22778 | Locknut - 1/4 Nylon Insert | 14 |

Trip Assembly 6 ft Wing Hydraulics - 12 Spacing



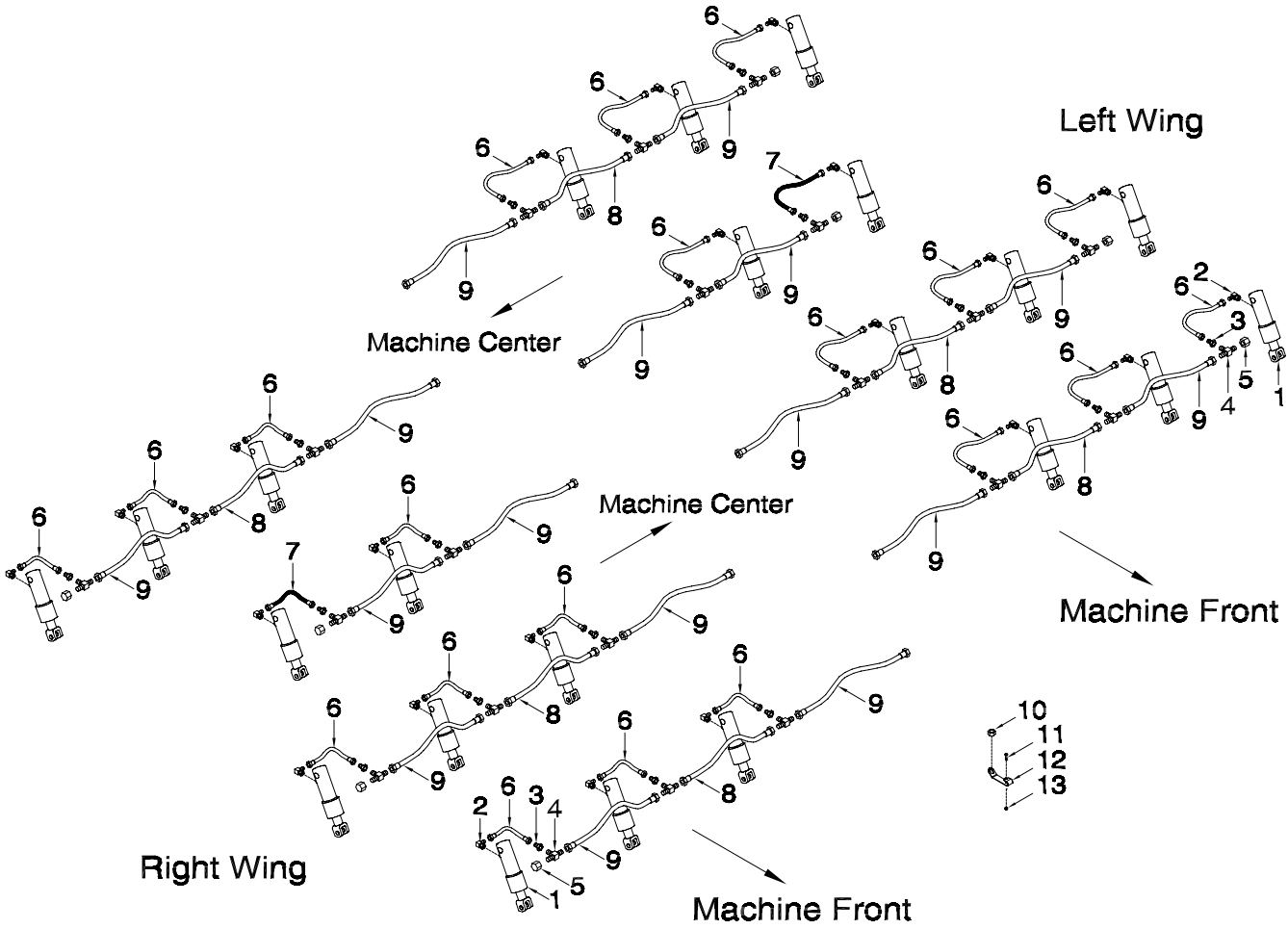
| Item | Part No. | Description | Qty |
|------|----------|--|-----|
| 1 | C40599 | Cylinder | 10 |
| 2 | N16143 | 90 Elbow - 9/16-18 MJIC x 9/16-18 MORB | 10 |
| 3 | F10384 | Reducer - 7/8-14 MJIC x 9/16-18 MJIC | 10 |
| 4 | C-4394 | Tee - (3) 7/8-14 MJIC | 10 |
| 5 | C42310 | Plug - 7/8-14 FJIC | 8 |
| 6 | C-4552 | Hyd Hose - 1/4 x 24 LG w/9/16-18 MJIC | 8 |
| 7 | C26438 | Hyd Hose - 1/4 x 30 LG w/9/16-18 MJIC | 2 |
| 8 | C-4404 | Hyd Hose - 1/2 x 36 Lg w/7/8-14 FJIC | 2 |
| 9 | K-5685 | Hyd Hose - 1/2 x 48 Lg w/7/8-14 FJIC | 4 |
| 10 | H-4408 | Hyd Hose - 1/2 x 84 Lg w/7/8-14 FJIC | 4 |
| 11 | W-575 | Hex Jam Nut - 3/4 | 10 |
| 12 | N36128 | Hex Bolt - 1/4 x 1 1/2 Lg | 10 |
| 13 | S42303 | Hose Holder - Trip Mounted | 10 |
| 14 | N22778 | Locknut - 1/4 Nylon Insert | 10 |

Trip Assembly 9 ft Wing Hydraulics - 9 Spacing



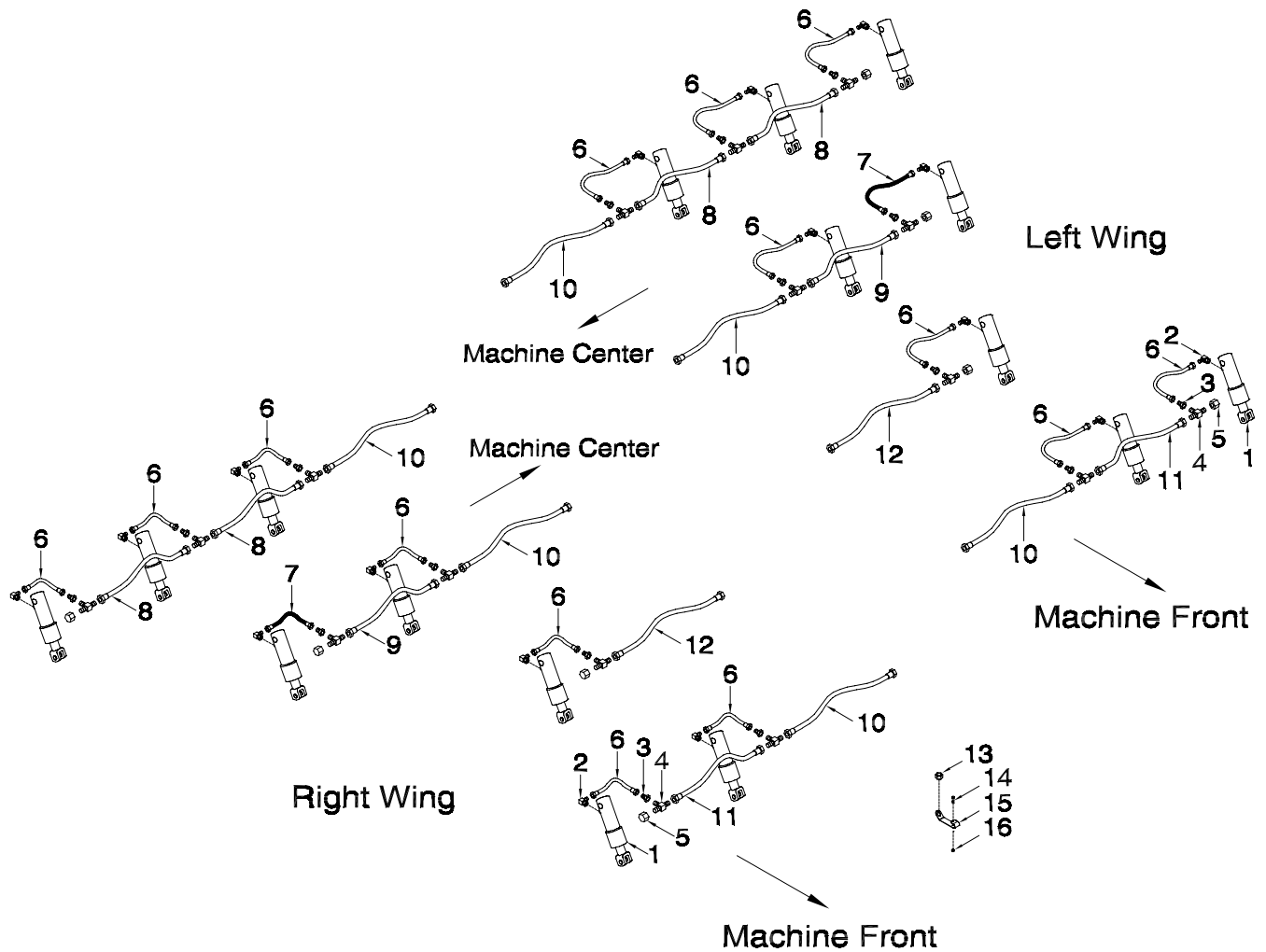
| Item | Part No. | Description | Qty |
|------|----------|--|-----|
| 1 | C40599 | Cylinder | 22 |
| 2 | N16143 | 90 Elbow - 9/16-18 MJIC x 9/16-18 MORB | 22 |
| 3 | F10384 | Reducer - 7/8-14 MJIC x 9/16-18 MJIC | 22 |
| 4 | C-4394 | Tee - (3) 7/8-14 MJIC | 22 |
| 5 | C42310 | Plug - 7/8-14 FJIC | 8 |
| 6 | C-4552 | Hyd Hose - 1/4 x 24 LG w/9/16-18 MJIC | 20 |
| 7 | C26438 | Hyd Hose - 1/4 x 30 LG w/9/16-18 MJIC | 2 |
| 8 | C-4404 | Hyd Hose - 1/2 x 36 Lg w/7/8-14 FJIC | 10 |
| 9 | C26344 | Hyd Hose - 1/2 x 42 Lg w/7/8-14 FJIC | 12 |
| 10 | W-575 | Hex Jam Nut - 3/4 | 22 |
| 11 | N36128 | Hex Bolt - 1/4 x 1 1/2 Lg | 22 |
| 12 | S42303 | Hose Holder - Trip Mounted | 22 |
| 13 | N22778 | Locknut - 1/4 Nylon Insert | 22 |

Trip Assembly 9 ft Wing Hydraulics - 10 Spacing



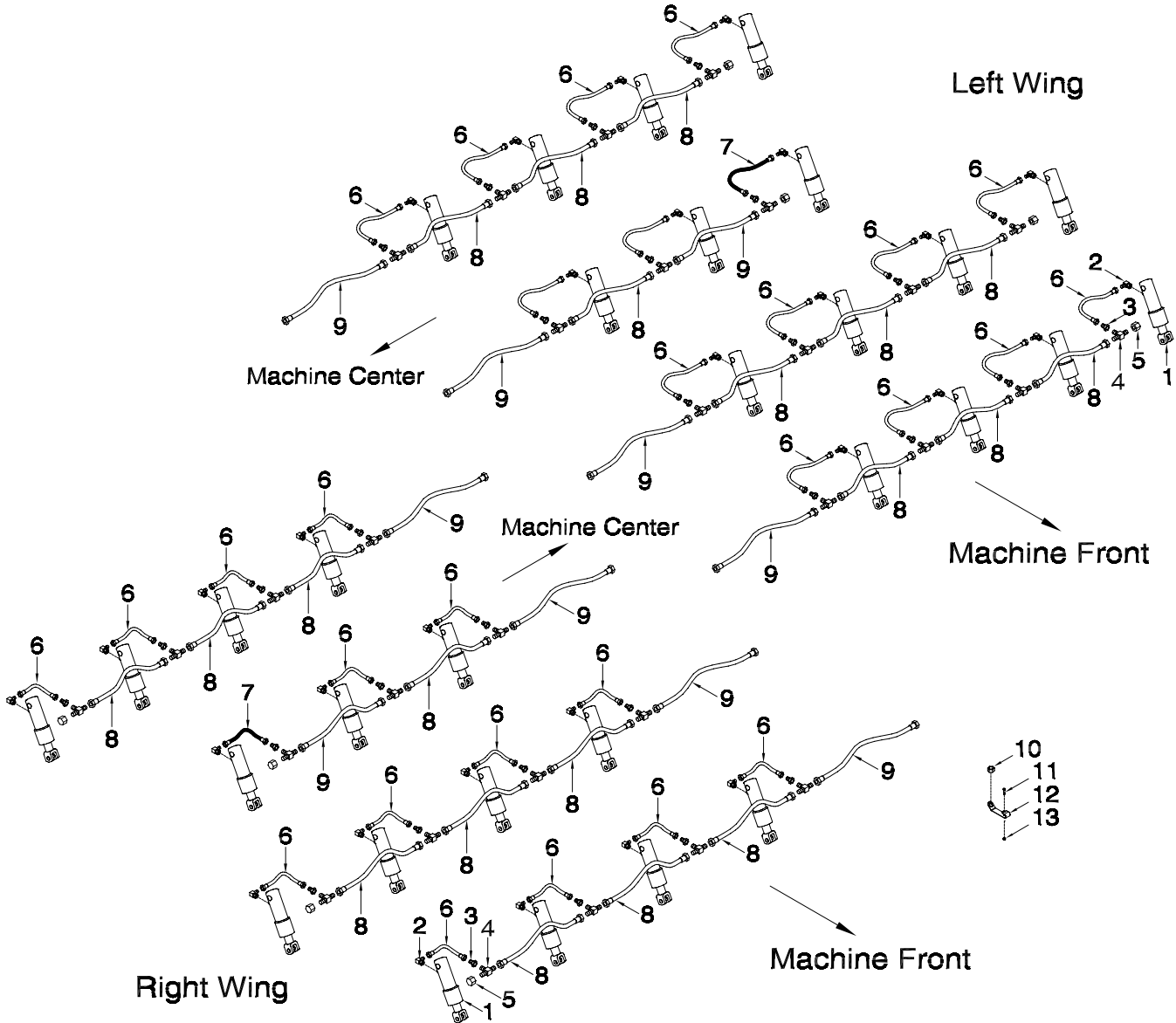
| Item | Part No. | Description | Qty |
|------|----------|--|-----|
| 1 | C40599 | Cylinder | 22 |
| 2 | N16143 | 90 Elbow - 9/16-18 MJIC x 9/16-18 MORB | 22 |
| 3 | F10384 | Reducer - 7/8-14 MJIC x 9/16-18 MJIC | 22 |
| 4 | C-4394 | Tee - (3) 7/8-14 MJIC | 22 |
| 5 | C42310 | Plug - 7/8-14 FJIC | 8 |
| 6 | C-4552 | Hyd Hose - 1/4 x 24 LG w/9/16-18 MJIC | 20 |
| 7 | C26438 | Hyd Hose - 1/4 x 30 LG w/9/16-18 MJIC | 2 |
| 8 | C-4404 | Hyd Hose - 1/2 x 36 Lg w/7/8-14 FJIC | 6 |
| 9 | C26344 | Hyd Hose - 1/2 x 42 Lg w/7/8-14 FJIC | 16 |
| 10 | W-575 | Hex Jam Nut - 3/4 | 22 |
| 11 | N36128 | Hex Bolt - 1/4 x 1 1/2 Lg | 22 |
| 12 | S42303 | Hose Holder - Trip Mounted | 22 |
| 13 | N22778 | Locknut - 1/4 Nylon Insert | 22 |

Trip Assembly 9 ft Wing Hydraulics - 12 Spacing



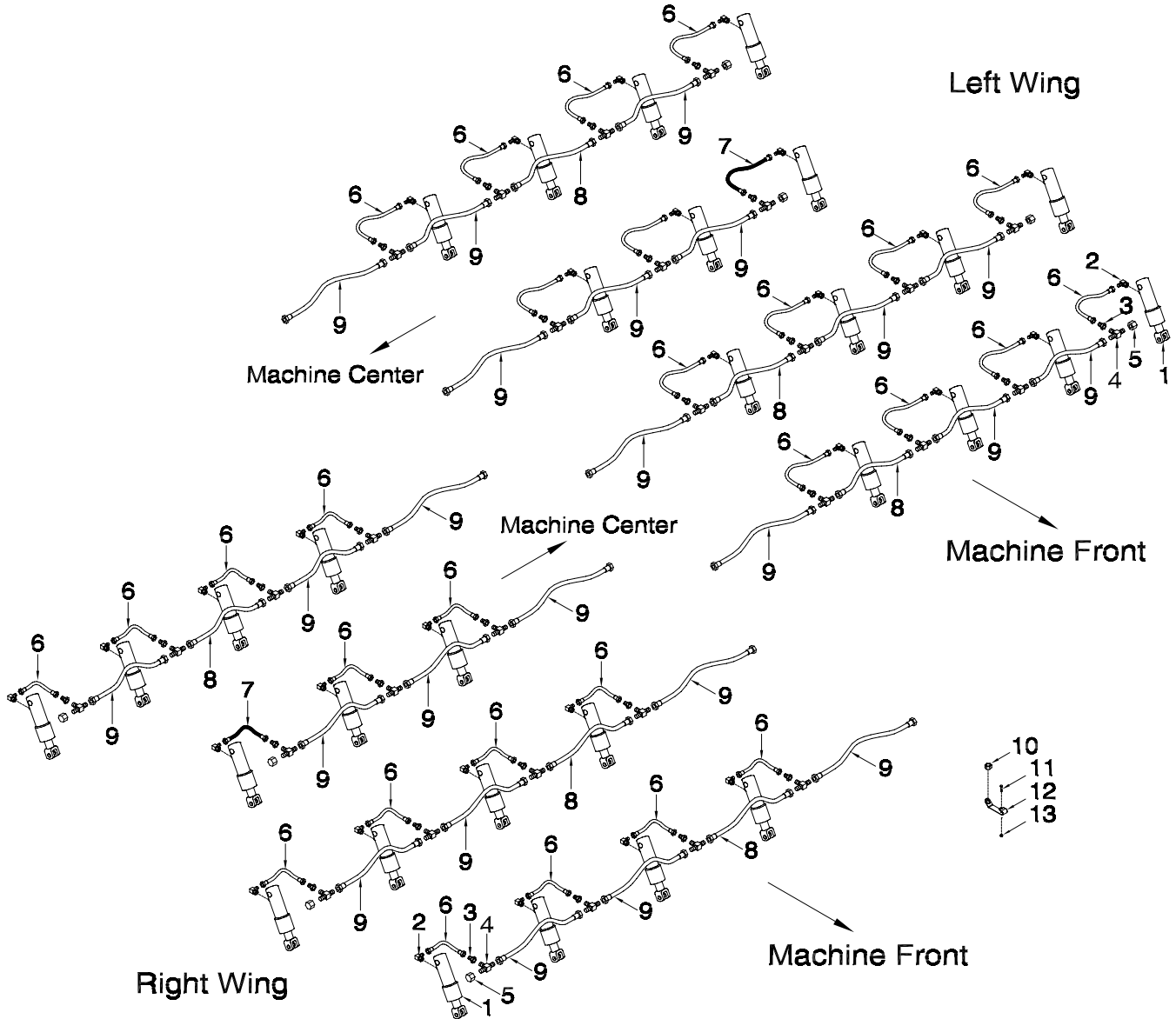
| Item | Part No. | Description | Qty |
|------|----------|--|-----|
| 1 | C40599 | Cylinder | 16 |
| 2 | N16143 | 90 Elbow - 9/16-18 MJIC x 9/16-18 MORB | 16 |
| 3 | F10384 | Reducer - 7/8-14 MJIC x 9/16-18 MJIC | 16 |
| 4 | C-4394 | Tee - (3) 7/8-14 MJIC | 16 |
| 5 | C42310 | Plug - 7/8-14 FJIC | 8 |
| 6 | C-4552 | Hyd Hose - 1/4 x 24 LG w/9/16-18 MJIC | 14 |
| 7 | C26438 | Hyd Hose - 1/4 x 30 LG w/9/16-18 MJIC | 2 |
| 8 | C-4404 | Hyd Hose - 1/2 x 36 Lg w/7/8-14 FJIC | 4 |
| 9 | C26344 | Hyd Hose - 1/2 x 42 Lg w/7/8-14 FJIC | 2 |
| 10 | K-5685 | Hyd Hose - 1/2 x 48 Lg w/7/8-14 FJIC | 6 |
| 11 | C18779 | Hyd Hose - 1/2 x 72 Lg w/7/8-14 FJIC | 2 |
| 12 | N19345 | Hyd Hose - 1/2 x 132 Lg w/7/8-14 FJIC | 2 |
| 13 | W-575 | Hex Jam Nut - 3/4 | 16 |
| 14 | N36128 | Hex Bolt - 1/4 x 1 1/2 Lg | 16 |
| 15 | S42303 | Hose Holder - Trip Mounted | 16 |
| 16 | N22778 | Locknut - 1/4 Nylon Insert | 16 |

Trip Assembly 12 ft Wing Hydraulics - 9 Spacing



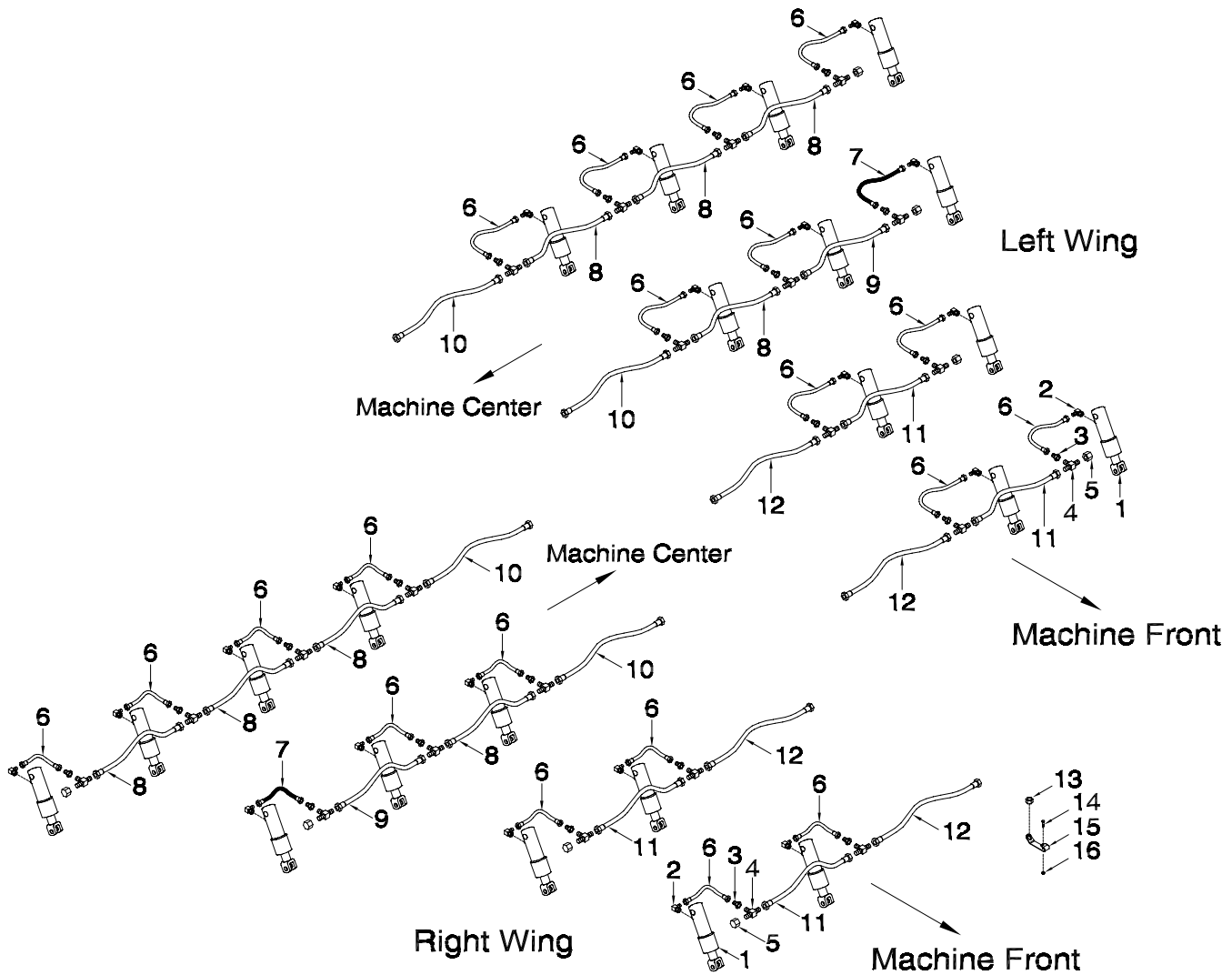
| Item | Part No. | Description | Qty |
|------|----------|--|-----|
| 1 | C40599 | Cylinder | 30 |
| 2 | N16143 | 90 Elbow - 9/16-18 MJIC x 9/16-18 MORB | 30 |
| 3 | C-4392 | Reducer - 7/8-14 MJIC x 9/16-18 MJIC | 30 |
| 4 | C-4394 | Tee - (3) 7/8-14 MJIC | 30 |
| 5 | C42310 | Plug - 7/8-14 FJIC | 8 |
| 6 | C-4552 | Hyd Hose - 1/4 x 24 LG w/9/16-18 MJIC | 28 |
| 7 | C26438 | Hyd Hose - 1/4 x 30 LG w/9/16-18 MJIC | 2 |
| 8 | C-4404 | Hyd Hose - 1/2 x 36 Lg w/7/8-14 FJIC | 20 |
| 9 | C26344 | Hyd Hose - 1/2 x 42 Lg w/7/8-14 FJIC | 10 |
| 10 | W-575 | Hex Jam Nut - 3/4 | 30 |
| 11 | N36128 | Hex Bolt - 1/4 x 1 1/2 Lg | 30 |
| 12 | S42303 | Hose Holder - Trip Mounted | 30 |
| 13 | N22778 | Locknut - 1/4 Nylon Insert | 30 |

Trip Assembly 12 ft Wing Hydraulics - 10 Spacing



| Item | Part No. | Description | Qty |
|------|----------|--|-----|
| 1 | C40599 | Cylinder | 30 |
| 2 | N16143 | 90 Elbow - 9/16-18 MJIC x 9/16-18 MORB | 30 |
| 3 | C-4392 | Reducer - 7/8-14 MJIC x 9/16-18 MJIC | 30 |
| 4 | C-4394 | Tee - (3) 7/8-14 MJIC | 30 |
| 5 | C42310 | Plug - 7/8-14 FJIC | 8 |
| 6 | C-4552 | Hyd Hose - 1/4 x 24 LG w/9/16-18 MJIC | 28 |
| 7 | C26438 | Hyd Hose - 1/4 x 30 LG w/9/16-18 MJIC | 2 |
| 8 | C-4404 | Hyd Hose - 1/2 x 36 Lg w/7/8-14 FJIC | 6 |
| 9 | C26344 | Hyd Hose - 1/2 x 42 Lg w/7/8-14 FJIC | 24 |
| 10 | W-575 | Hex Jam Nut - 3/4 | 30 |
| 11 | N36128 | Hex Bolt - 1/4 x 1 1/2 Lg | 30 |
| 12 | S42303 | Hose Holder - Trip Mounted | 30 |
| 13 | N22778 | Locknut - 1/4 Nylon Insert | 30 |

Trip Assembly 12 ft Wing Hydraulics - 12 Spacing



| Item | Part No. | Description | Qty |
|------|----------|--|-----|
| 1 | C40599 | Cylinder | 22 |
| 2 | N16143 | 90 Elbow - 9/16-18 MJIC x 9/16-18 MORB | 22 |
| 3 | F10384 | Reducer - 7/8-14 MJIC x 9/16-18 MJIC | 22 |
| 4 | C-4394 | Tee - (3) 7/8-14 MJIC | 22 |
| 5 | C42310 | Plug - 7/8-14 FJIC | 8 |
| 6 | C-4552 | Hyd Hose - 1/4 x 24 LG w/9/16-18 MJIC | 20 |
| 7 | C26438 | Hyd Hose - 1/4 x 30 LG w/9/16-18 MJIC | 2 |
| 8 | C-4404 | Hyd Hose - 1/2 x 36 Lg w/7/8-14 FJIC | 8 |
| 9 | C26344 | Hyd Hose - 1/2 x 42 Lg w/7/8-14 FJIC | 2 |
| 10 | K-5685 | Hyd Hose - 1/2 x 48 Lg w/7/8-14 FJIC | 4 |
| 11 | C18779 | Hyd Hose - 1/2 x 72 Lg w/7/8-14 FJIC | 4 |
| 12 | H-4408 | Hyd Hose - 1/2 x 84 Lg w/7/8-14 FJIC | 4 |
| 13 | W-575 | Hex Jam Nut - 3/4 | 22 |
| 14 | N36128 | Hex Bolt - 1/4 x 1 1/2 Lg | 22 |
| 15 | S42303 | Hose Holder - Trip Mounted | 22 |
| 16 | N22778 | Locknut - 1/4 Nylon Insert | 22 |

Index

| | | | |
|---|---|--|--|
| B | | | |
| BW-10 2-7 | | | |
| BW-11 2-3, 2-5 | | | |
| C | | | |
| C-1429 3-5, 3-7, 3-11, 3-15 | C-3902 1-3, 1-5, 1-7, 1-9, 1-11, 1-13, 1-15, 1-17, 1-19, 1-21 | C-13705 1-3, 1-5, 1-7, 1-9, 1-11, 1-13, 1-15, 1-17, 1-19, 1-21 | C-18759 1-3, 1-5 |
| C-1463 4-3, 4-5, 4-7, 4-9 | C-3917 10-6 | C-13763 7-5, 7-7 | C-18761 1-7, 1-9, 1-11, 1-13, 1-15, 1-17, 1-19, 1-21 |
| C-1473 4-3, 4-5, 4-7, 4-9, 4-13 | C-3918 6-9 | C-14605 7-5 | C-18779 11-4, 11-10, 11-16, 11-20 |
| C-1488 5-3, 5-5 | C-3919 3-12, 3-15 | C-14714 1-13, 1-15, 1-17, 1-19, 1-21 | C-18781 2-3, 2-5 |
| C-1491 4-5, 4-13 | C-4262 1-3, 1-5, 1-7, 1-9, 1-11, 1-13, 1-15, 1-17, 1-19, 1-21, 11-4 | C-14835 6-3, 6-9 | C-18782 2-7 |
| C-1521 4-3, 4-5, 4-7, 4-9 | C-4378 6-9 | C-14840 5-3, 5-5, 6-9, 11-4 | C-18851 3-15 |
| C-1522 4-3, 4-5, 4-7, 4-9 | C-4383 11-4 | C-15252 3-12, 3-15 | C-18863 8-3, 8-5 |
| C-1823 8-3 | C-4391 6-3, 6-5, 6-7 | C-15348 6-9 | C-18880 8-3, 8-5 |
| C-2004 7-3 | C-4392 6-3, 6-5, 6-7, 11-18 | C-15349 6-7 | C-18882 8-3 |
| C-2007 7-3, 7-5 | C-4393 6-9 | C-15385 7-5 | C-18985 8-3, 8-5, 8-13, 11-3 |
| C-2008 7-3, 7-5 | C-4394 5-3, 5-5, 6-3, 6-5, 6-7, 11-6, 11-7, 11-8, 11-10, 11-11, 11-12, 11-14, 11-15, 11-16, 11-18, 11-20 | C-15387 7-5, 7-7 | C-19978 8-3 |
| C-2009 7-5 | C-4401 11-6, 11-7, 11-8, 11-10, 11-11 | C-16457 5-3, 5-5 | C-19980 8-3 |
| C-2010 7-5 | C-4403 6-9, 10-5 | C-16529 3-11, 3-15 | C-20521 8-3 |
| C-2012 7-5 | C-4404 11-4, 11-6, 11-7, 11-8, 11-10, 11-11, 11-12, 11-14, 11-15, 11-16, 11-18, 11-20 | C-16547 3-11 | C-21099 3-15 |
| C-2017 7-3, 7-5 | C-4405 10-5 | C-16602 1-13, 1-15, 1-17, 1-19, 1-21, 3-11, 3-15 | C-21213 1-3, 1-5, 1-7, 1-9, 1-11, 1-13, 1-15, 1-19 |
| C-2022 7-3 | C-4438 1-3, 1-5, 1-7, 1-9, 1-11, 1-13, 1-15, 1-17, 1-19, 1-21 | C-16605 3-12, 3-15 | C-21631 1-5, 1-9, 1-11, 1-13, 1-15, 1-17, 1-19, 1-21 |
| C-2023 7-3 | C-4468 11-6, 11-7, 11-8 | C-16609 4-3, 4-7 | C-22361 7-3 |
| C-2025 7-3 | C-4552 6-9, 11-6, 11-7, 11-8, 11-10, 11-11, 11-12, 11-14, 11-15, 11-16, 11-18, 11-20 | C-16611 4-13 | C-22785 8-3 |
| C-2028 7-3, 7-5 | C-4405 10-5 | C-16652 6-9 | C-24394 8-3 |
| C-2029 7-3, 7-5 | C-4438 1-3, 1-5, 1-7, 1-9, 1-11, 1-13, 1-15, 1-17, 1-19, 1-21 | C-17160 7-5 | C-24409 8-3, 8-5 |
| C-2030 7-3 | C-4468 11-6, 11-7, 11-8 | C-17161 7-5 | C-24410 8-3 |
| C-2031 7-3 | C-4552 6-9, 11-6, 11-7, 11-8, 11-10, 11-11, 11-12, 11-14, 11-15, 11-16, 11-18, 11-20 | C-17255 8-13, 11-3 | C-24468 8-3, 8-7, 8-9 |
| C-2036 7-3 | C-5561 1-3, 1-5, 1-7, 1-9, 1-11, 1-13, 1-15, 1-17, 1-19, 1-21, 1-23, 1-25, 3-3, 3-5, 3-7, 3-9, 3-12, 3-15 | C-17348 4-3, 4-7, 4-9, 4-11 | C-24585 5-3, 5-5, 11-4 |
| C-2037 7-3 | C-695 2-3, 2-5, 8-7, 8-9 | C-17355 4-3, 4-7, 4-11 | C-24979 8-3, 8-5, 8-7, 8-9, 8-11, 8-13, 11-3 |
| C-2039 7-3 | C-719 10-5 | C-17377 8-3 | C-25648 8-3, 8-5 |
| C-2071 7-5 | C-817 5-3, 5-5, 6-3, 6-5, 6-7, 6-9 | C-17394 8-3, 8-5 | C-25808 2-3, 2-5 |
| C-2072 7-5 | C-818 10-5 | C-17436 2-7 | C-25810 2-3, 2-5, 2-7 |
| C-2135 7-5, 7-7 | C-10466 7-3 | C-17847 10-2, 10-3 | C-26000 1-5, 1-9, 1-11, 1-13, 1-15, 1-17, 1-19, 1-21 |
| C-2136 7-5, 7-7 | C-12836 7-5, 7-7 | C-17848 10-2, 10-3 | C-26035 2-3, 2-7 |
| C-2137 7-5 | C-13282 7-5, 7-7 | C-18027 5-3, 5-5 | C-26036 2-3, 2-7 |
| C-2142 7-5 | C-13447 1-3, 1-5, 1-7, 1-9, 1-11, 1-13, 1-15, 1-17, 1-19, 1-21 | C-18510 2-3, 2-5, 2-7 | C-26037 2-3 |
| C-2154 7-7 | C-13704 1-3, 1-5, 1-7, 1-9, 1-11, 1-13, 1-15, 1-17, 1-19, 1-21 | C-18524 2-3, 2-5, 2-7 | C-26043 10-6 |
| C-2155 7-5, 7-7 | | C-18527 2-3, 2-5, 2-7 | C-26044 2-3, 2-5, 2-7 |
| C-2164 7-5, 7-7 | | C-18529 2-3, 2-5, 2-7 | C-26049 1-7 |
| C-2187 7-3, 7-5 | | C-18531 1-3, 1-5, 1-7, 1-9, 1-11, 1-13, 1-15, 1-17, 1-19, 1-21 | C-26055 2-3 |
| C-219 1-3, 1-5, 1-7, 1-9, 1-11, 1-13, 1-15, 1-17, 1-19, 1-21, 1-23, 1-25, 2-3, 2-5, 2-7, 3-3, 3-5, 3-7, 3-9, 3-12, 3-15, 10-2, 10-3, 11-4 | | C-18615 8-3 | C-26058 2-3, 2-7 |
| C-2214 7-3, 7-5 | | C-18616 8-3, 8-5 | C-26063 2-3, 2-7 |
| C-2215 7-3, 7-5, 7-7 | | C-18619 8-3 | C-26068 2-3, 2-5 |
| C-3016 8-7, 8-9 | | C-18622 8-7, 8-9 | C-26069 2-3, 2-5 |
| C-3258 3-15, 4-3, 4-5, 4-7, 4-9 | | C-18639 1-3, 1-5, 1-7, 1-9, 1-11, 3-3, 3-5, 3-7, 3-9, 3-12, 3-15 | C-26070 2-3 |
| C-3408 1-23 | | C-18657 2-7, 4-13 | C-26071 2-3, 2-5 |
| C-3717 3-5, 3-7, 3-11, 3-15 | | C-18662 2-7 | C-26082 2-3, 2-5, 2-7, 4-9, 4-11 |
| | | C-18757 1-3, 1-5, 1-7, 1-9, 1-11, 1-13, 1-15, 1-17, 1-19, 1-21 | C-26085 2-3, 2-5, 2-7, 4-9, 4-11 |
| | | C-18758 1-3, 1-5, 1-7, 1-9, 1-11, 1-13, 1-15, 1-17, 1-19, 1-21 | C-26086 2-3, 2-5, 2-7, 4-9, 4-11 |
| | | | C-26088 1-11, 1-15, 1- |

| | | | |
|---|---|--|---|
| 17, 1-19, 1-21 | C26240 1-3, 1-5, 1-7, 1-9, 1-11, 1-13, 1-15, 1-17, 1-19, 1-21 | C26317 2-3, 2-5, 2-7 | C26449 3-11, 3-15 |
| C26089 1-11, 1-15, 1-17, 1-19, 1-21 | C26242 3-5, 3-7, 3-9 | C26320 2-3, 2-5, 2-7 | C26450 3-15 |
| C26096 3-5, 3-7, 3-9, 3-11, 3-15 | C26245 3-5, 3-7, 3-9 | C26321 1-3, 1-5, 1-7, 1-9, 1-11, 1-13, 1-15, 1-17, 1-19, 1-21 | C26468 3-11 |
| C26113 2-7 | C26248 2-3, 2-5, 2-7 | C26322 2-3, 2-5 | C26469 3-11 |
| C26121 2-7 | C26250 3-5, 3-7, 3-9 | C26323 1-3, 1-5, 1-7, 1-9, 1-11, 1-13, 1-15, 1-17, 1-19, 1-21 | C26470 3-11 |
| C26125 1-3, 1-7 | C26252 2-3, 2-5 | C26324 3-5, 3-7, 3-9, 3-12, 3-15 | C26471 3-15 |
| C26135 2-7 | C26254 2-7 | C26325 1-3, 1-7 | C26497 1-15, 1-19 |
| C26136 2-7 | C26258 2-3, 2-5, 2-7 | C26328 2-7 | C26498 1-15, 1-19 |
| C26145 1-3, 1-5 | C26260 2-3, 2-7 | C26329 2-7 | C26501 8-7, 8-9, 8-11 |
| C26146 1-3, 1-5, 1-7, 1-9, 1-11 | C26261 7-3 | C26333 5-3, 5-5 | C26502 8-7, 8-9 |
| C26147 1-3, 1-5, 1-7, 1-9, 1-11 | C26262 7-3 | C26335 1-3, 1-5, 1-7, 1-9, 1-11 | C26506 8-5, 8-7, 8-9, 8-11, 8-13, 11-3 |
| C26148 1-3, 1-5 | C26263 7-3 | C26336 5-3, 5-5 | C26513 8-7, 8-9, 8-11 |
| C26149 1-3, 1-5 | C26264 7-3 | C26337 5-3, 5-5, 11-4 | C26514 8-7, 8-9, 8-11 |
| C26151 1-3, 1-5, 1-7, 1-9, 1-11, 1-13, 1-15, 1-19 | C26265 7-3 | C26338 5-3, 5-5, 6-3, 6-5, 6-7, 6-9 | C26515 8-7, 8-9, 8-11 |
| C26158 1-3, 1-7 | C26266 2-3, 2-5, 2-7, 4-9, 4-11 | C26339 6-5 | C26517 8-7, 8-9, 8-11 |
| C26176 1-11 | C26268 2-7 | C26340 6-5, 6-9 | C26518 8-7, 8-9, 8-11 |
| C26177 1-11 | C26269 2-7 | C26341 6-5 | C26522 8-7, 8-9, 8-11 |
| C26178 1-7, 1-9 | C26271 2-3, 2-5, 2-7 | C26343 5-3, 5-5 | C26523 8-7, 8-9, 8-11, 8-13, 11-3 |
| C26179 1-7, 1-9 | C26274 2-5 | C26344 5-3, 5-5, 11-6, 11-7, 11-8, 11-10, 11-11, 11-12, 11-14, 11-16, 11-18, 11-20 | C26525 8-7, 8-9, 8-11 |
| C26180 3-5, 3-7, 3-11, 3-15, 10-6 | C26275 1-7, 1-9, 1-13, 1-17, 1-19, 1-21 | C26345 5-3, 5-5 | C26526 8-7 |
| C26187 7-3 | C26276 1-7, 1-9, 1-13, 1-17, 1-19, 1-21 | C26346 5-3, 5-5 | C26527 8-7 |
| C26188 7-3 | C26281 1-5, 1-9, 1-11, 1-13, 1-15, 1-17, 1-19, 1-21 | C26347 6-5 | C26528 8-7, 8-9, 8-11 |
| C26190 7-5, 7-7 | C26282 1-3, 1-5, 1-7, 1-9, 1-11, 1-13, 1-15, 1-17, 1-19, 1-21 | C26351 5-3, 5-5 | C26529 8-3, 8-5, 8-7, 8-9, 8-11, 8-13, 11-3 |
| C26194 7-3 | C26286 1-3, 1-5, 1-13, 1-15 | C26352 5-3, 5-5 | C26530 8-7, 8-9, 8-11 |
| C26195 3-5, 3-7, 3-11, 3-15 | C26287 1-3, 1-5, 1-13, 1-15 | C26353 5-3, 5-5 | C26539 2-7 |
| C26197 2-3 | C26288 7-3 | C26354 5-3, 5-5 | C26540 3-5, 3-7, 3-9, 3-11, 3-15 |
| C26200 2-3, 2-5, 2-7 | C26289 7-3 | C26355 5-3, 5-5 | C26546 3-5, 3-7, 3-9, 3-11, 3-15 |
| C26201 2-3, 2-5, 2-7 | C26290 7-3 | C26363 2-7 | C26548 3-5, 3-7, 3-9, 3-11, 3-15 |
| C26202 2-7 | C26291 7-3 | C26414 1-3, 1-5, 1-7, 1-9, 1-11, 1-13, 1-15, 1-17, 1-19, 1-21 | C26550 3-5, 3-7, 3-9, 3-11, 3-15 |
| C26203 2-7 | C26292 7-3 | C26416 2-3, 2-5, 2-7 | C26564 1-19, 1-21 |
| C26209 3-15 | C26293 7-7 | C26417 2-3, 2-5, 2-7 | C26565 1-19, 1-21 |
| C26210 3-5, 3-7, 3-9, 3-11, 3-15 | C26300 2-3, 2-5, 5-3, 5-5, 7-3 | C26418 2-3, 2-5, 2-7 | C26570 3-11, 3-15 |
| C26217 1-3, 1-5, 1-7, 1-9, 1-11, 1-13, 1-15, 1-17, 1-19, 1-21 | C26301 2-7, 5-3, 5-5, 7-3 | C26420 3-5, 3-7, 3-11, 3-15 | C26573 8-7, 8-9, 8-11 |
| C26218 1-7, 1-9, 1-11, 1-17, 1-19, 1-21 | C26302 2-7, 5-5, 7-3 | C26421 3-5, 3-7 | C26576 8-7, 8-9 |
| C26219 1-3, 1-5, 1-7, 1-9, 1-11, 1-13, 1-15, 1-17, 1-19, 1-21 | C26303 3-11, 3-15, 6-9, 7-7 | C26433 2-3, 2-5, 2-7 | C26586 3-11, 3-15 |
| C26222 3-7 | C26304 7-3 | C26434 2-7 | C26601 3-11, 3-15 |
| C26223 3-3, 3-5, 3-7, 3-9, 3-12, 3-15 | C26305 7-3 | C26438 6-9, 11-6, 11-7, 11-8, 11-10, 11-11, 11-12, 11-14, 11-15, 11-16, 11-18, 11-20 | C26602 3-11, 3-15 |
| C26226 3-5, 3-7, 3-11, 3-15 | C26306 7-3 | C26443 3-15 | C26605 1-9, 1-11, 1-13, 1-15, 1-19 |
| C26227 2-3, 2-5, 2-7 | C26307 7-7 | C26444 5-5 | C26606 3-15 |
| C26230 3-5, 3-7, 3-11, 3-15 | C26308 7-3 | C26446 3-11, 3-15 | C26608 1-13, 1-15, 1-19 |
| C26237 7-3 | C26309 7-3 | C26447 3-12, 3-15 | C26609 1-13, 1-15, 1-19 |
| C26238 7-3 | C26312 1-3, 1-5, 1-7, 1-9, 1-11, 1-13, 1-15, 1-17, 1-19, 1-21 | C26448 3-11, 3-15 | C26615 1-13, 1-15, 1-17, 1-19, 1-21 |
| | C26316 1-3, 1-5, 1-7, 1-9, 1-11 | | C26616 1-13, 1-15, 1-17, 1-19, 1-21, 3-15 |
| | | | C26624 2-5 |
| | | | C26633 5-3, 5-5 |
| | | | C26642 2-7 |
| | | | C26651 3-3 |
| | | | C26661 3-3 |

| | | | |
|---|---|---|---|
| C26662 3-3 | C26867 3-11, 3-15 | C31498 9-5 | C33339 3-15 |
| C26663 3-3 | C26873 2-3, 2-5, 2-7 | C32029 3-11 | C33510 2-5 |
| C26666 3-3 | C26875 6-9 | C32030 3-11 | C33566 10-6 |
| C26667 3-11 | C26876 6-9 | C32031 1-3, 1-5, 1-7, 1-9, 1-11, 1-13, 1-15, 1-17, 1-19, 1-21 | C33567 10-6 |
| C26674 2-3 | C26886 3-11 | C32035 2-3, 2-5, 2-7 | C33569 10-6 |
| C26675 3-3, 6-3, 7-5 | C26888 7-5 | C32036 2-3, 2-5 | C33574 3-11 |
| C26676 7-5 | C26890 7-5 | C32196 3-5, 3-7, 3-12, 3-15 | C33727 8-5 |
| C26678 7-5 | C26891 7-5 | C32207 1-23 | C33819 3-7, 3-11, 3-15 |
| C26679 3-3 | C26899 3-15 | C32316 1-23, 1-25 | C33951 8-11 |
| C26684 2-3, 2-7 | C26900 3-15 | C32319 1-25 | C33955 8-11, 8-13, 11-3 |
| C26690 3-3 | C26902 3-12 | C32381 2-3, 2-7 | C33957 8-11, 8-13, 11-3 |
| C26691 3-3 | C26903 1-13, 1-15, 1-17, 1-19, 1-21 | C32386 2-3, 2-7 | C33958 8-11, 8-13, 11-3 |
| C26697 1-11, 1-13, 1-15, 1-17, 1-19, 1-21 | C26909 3-12 | C32388 2-3, 2-5, 2-7 | C34147 3-11, 3-15 |
| C26704 3-3 | C26911 7-5 | C32390 8-5 | C34426 8-5 |
| C26709 3-3 | C26912 3-12, 6-9, 7-5 | C32515 9-5 | C34441 7-7 |
| C26710 3-3, 3-9 | C26913 7-5 | C32656 9-5 | C34442 3-9, 6-7, 7-7 |
| C26715 3-3, 3-12 | C26914 7-5 | C32681 9-5 | C34555 8-5 |
| C26717 3-3 | C26915 2-3, 2-5, 2-7 | C32682 9-5 | C34559 8-5 |
| C26719 3-11 | C26918 1-23 | C32684 9-5 | C34561 8-5 |
| C26720 3-11 | C26919 1-23 | C32685 9-5 | C34562 8-5 |
| C26728 1-13 | C26925 1-23, 1-25 | C32686 9-5 | C34801 10-5 |
| C26729 1-13 | C26927 1-23 | C32688 9-5 | C34802 10-5 |
| C26730 1-13 | C26928 1-23 | C32689 9-5 | C34833 10-5 |
| C26731 1-13 | C26929 1-23, 1-25 | C32690 9-5 | C34837 10-5 |
| C26732 1-15, 1-19 | C26938 3-15 | C32739 3-5, 3-7, 3-11, 3-15 | C34839 10-5 |
| C26733 1-15, 1-19 | C26939 3-15 | C32741 3-12 | C34843 10-5 |
| C26734 3-11 | C26950 1-17, 1-21 | C32754 2-5 | C36064 7-7 |
| C26735 3-11, 3-15 | C26952 3-12 | C32757 1-17, 1-21 | C37592 3-7, 3-11, 3-15 |
| C26761 1-13, 1-15, 1-17 | C26953 1-23 | C32758 1-17, 1-21 | C39519 5-3, 5-5 |
| C26762 1-13, 1-15, 1-17 | C26955 3-15 | C32760 1-17, 1-21 | C39878 8-5 |
| C26763 1-13, 1-15, 1-17 | C28501 5-3, 5-5, 7-10 | C32761 9-5 | C39996 3-9 |
| C26764 1-13, 1-15, 1-17 | C28505 5-3, 5-5, 7-10 | C32762 9-5 | C39997 3-9 |
| C26767 10-2 | C28890 7-10 | C32765 9-5 | C40419 7-7 |
| C26768 10-3 | C28891 7-10 | C32766 9-5 | C40455 3-9 |
| C26812 2-5, 4-7 | C28892 7-10 | C32925 8-7, 8-9, 8-11, 8-13, 11-3 | C40463 3-9 |
| C26814 3-7, 3-9, 3-11, 3-15 | C28893 7-10 | C33064 3-11, 3-15 | C40516 7-7 |
| C26815 3-7, 3-9, 3-11, 3-15 | C28894 7-10 | C33065 3-11, 3-15 | C40517 7-7 |
| C26820 5-3, 5-5 | C29191 8-3 | C33070 3-15 | C40519 3-5, 3-7, 6-5 |
| C26825 3-11 | C29192 8-3 | C33079 3-15 | C40520 7-7 |
| C26827 3-11 | C29193 8-3 | C33094 1-17, 1-21 | C40599 8-13, 11-3, 11-6, 11-7, 11-8, 11-10, 11-11, 11-12, 11-14, 11-15, 11-16, 11-18, 11-20 |
| C26829 10-2 | C29194 3-11 | C33095 1-17, 1-21 | C42310 11-12, 11-14, 11-15, 11-16, 11-18, 11-20 |
| C26830 10-3 | C29196 3-11 | C33096 1-17, 1-21 | C42311 11-4 |
| C26833 10-2 | C29199 3-15 | C33097 1-17, 1-21 | C42312 11-4 |
| C26832 10-3 | C29958 5-3, 5-5 | C33099 1-23, 1-25 | C42313 11-4 |
| C26840 4-11 | C29959 5-3, 5-5 | C33150 1-23, 1-25 | C42314 11-4 |
| C26844 3-11, 3-15 | C29960 6-3, 6-7, 6-9 | C33154 3-15 | C42466 3-15 |
| C26845 3-11, 3-15, 6-9, 7-5 | C29961 6-3, 6-5, 6-7, 6-9 | C33155 5-5 | C42467 3-15 |
| C26847 7-5 | C30740 9-5 | C33156 5-5 | C42483 3-9, 6-7, 7-9 |
| C26848 7-5 | C31201 1-3, 1-5, 1-7, 1-9, 1-11, 1-13, 1-15, 1-17, 1-19, 1-21 | C33161 2-3, 2-5, 2-7 | C42485 3-15, 6-9, 7-9 |
| C26857 3-15 | C31325 8-9, 8-11 | C33279 2-5 | C43599 4-9 |
| C26858 3-15 | C31385 8-9, 8-11 | C33292 2-5 | C44433 3-9 |
| C26859 5-3, 5-5 | C31388 8-9, 8-11 | C33296 2-5 | C44476 3-9 |
| C26860 1-13, 1-15, 1-17, 1-19, 1-21 | C31395 8-9, 8-11 | C33330 3-15 | C44713R 1-3, 1-5, 1-7, 1-9, 1-11, 1-13, 1-15, 1-17, 1-19, 1-21 |

17, 1-19, 1-21
 C44736R 1-3, 1-5, 1-7, 1-9, 1-11, 1-13, 1-15, 1-17, 1-19, 1-21
 C44797 2-3
 C44798 2-5

D

D-4837 4-13
 D-4838 5-3, 5-5
 D-4931 3-12, 3-15
 D-4932 3-12, 3-15, 5-3, 5-5, 11-4
 D-4947 4-13
 D-4951 3-5, 3-7, 3-9, 3-11, 3-15, 5-3, 5-5, 9-5
 D-5054 3-5
 D-5063 3-5
 D-5204 5-3, 5-5
 D-5238 4-13
 D-5239 4-3, 4-7, 4-11
 D-5244 1-3, 1-5, 1-7, 1-9, 1-11, 1-13, 1-15, 1-17, 1-19, 1-21, 3-3, 3-5, 3-7, 3-9, 3-12, 3-15
 D-5249 2-3, 2-5, 2-7
 D-5256 1-3, 1-5, 1-7, 1-9, 1-11, 1-13, 1-15, 1-17, 1-19, 1-21
 D-5265 3-12, 3-15
 D-5267 8-3
 D-5272 8-3, 8-5
 D-5273 1-3, 1-5, 1-7, 1-9, 1-11, 1-13, 1-15, 1-17, 1-19, 1-21
 D-5274 2-3, 2-5, 2-7
 D-5275 2-3, 2-5, 2-7
 D-5278 5-3, 5-5, 9-5
 D-5279 2-3, 2-5, 2-7
 D-5280 9-5
 D-5402 4-13
 D-5489 2-3, 2-5, 2-7, 3-5, 3-7, 3-9, 3-12, 3-15
 D-5494 8-7
 D-5498 3-12, 3-15, 4-13
 D-5499 2-3, 2-5, 2-7
 D-5519 1-3, 1-5, 1-7, 1-9, 1-11, 1-13, 1-15, 1-17, 1-19, 1-21
 D10553 9-5
 D12164 1-3, 1-5, 1-7, 1-9, 1-11, 1-13, 1-15, 1-17, 1-19, 1-21, 2-3, 2-5, 2-7
 D12714 9-5
 D12942 8-11, 8-13, 11-3
 D14565 8-3
 D17807 3-5, 3-7, 3-9, 3-

11, 3-15
 D17843 6-9

F

F-1767 5-3, 5-5, 8-3, 8-5, 8-7, 8-9, 8-11, 8-13, 11-3
 F-3405 1-3, 1-5, 1-7, 1-9, 1-11, 1-13, 1-15, 1-17, 1-19, 1-21, 1-23, 2-3, 2-5, 2-7, 4-9, 4-11
 F-3515 1-23, 1-25
 F-3645 1-3, 1-5, 1-7, 1-9, 1-11, 1-13, 1-15, 1-17, 1-19, 1-21, 3-5, 3-7, 3-11
 F-4490 1-19, 1-21, 3-15
 F-4543 3-12, 3-15, 10-2, 10-3
 F-4565 5-3, 5-5, 11-7, 11-10, 11-11
 F-4644 1-3, 1-5, 1-7, 1-9, 1-11, 1-13, 1-15, 1-17, 1-19, 1-21, 3-5, 3-7, 3-9, 3-12, 3-15
 F-5679 5-5
 F10384 11-4, 11-6, 11-7, 11-8, 11-10, 11-11, 11-12, 11-14, 11-15, 11-16, 11-20
 F12499 8-7, 8-9, 8-11
 F14331 3-12
 F14658 10-5
 F24559 11-4
 F3645 3-15

H

H-1790 3-9
 H-1813 10-3
 H-4404 5-3
 H-4408 5-3, 5-5, 11-15, 11-20
 H10458 3-5, 3-7, 3-9, 3-11, 3-15
 H10530 3-5, 3-7, 3-9, 3-11, 3-15
 H1813 10-2
 H18266 6-7, 6-9
 H18267 6-5
 H18746 11-4, 11-6, 11-7, 11-8, 11-10, 11-11

J

J12281 1-3, 1-5, 1-7, 1-9, 1-11, 1-13, 1-15, 1-17, 1-19, 1-21, 3-5, 8-3

K

K-5685 11-7, 11-8, 11-11, 11-15, 11-16, 11-20
 K-5688 4-3, 4-7, 4-9
 K-5806 6-3, 11-4

M

M-3388 10-2, 10-3

N

N13962 3-12, 3-15, 4-3, 4-7, 4-11
 N15097 3-5, 3-7, 3-12, 3-15
 N15098 3-5, 3-7, 3-9, 3-12, 3-15, 9-5
 N15196 8-7, 8-9, 8-11
 N16143 6-3, 6-5, 6-7, 6-9, 11-6, 11-7, 11-8, 11-10, 11-11, 11-12, 11-14, 11-15, 11-16, 11-18, 11-20
 N16564 11-4
 N16608 10-5
 N17242 5-5
 N19164 4-13
 N19165 4-13
 N19167 4-3, 4-7, 4-11
 N19168 4-3, 4-7, 4-11
 N19169 4-3, 4-7, 4-11
 N19170 4-3, 4-7, 4-11
 N19171 4-3, 4-7, 4-11
 N19172 4-3, 4-7, 4-11
 N19173 4-3, 4-7, 4-11
 N19307 10-5
 N19345 5-5, 11-16
 N19365 11-4
 N19366 10-5
 N19423 2-3, 2-5
 N19484 4-3, 4-7, 4-11
 N19586 4-3, 4-7, 4-11
 N19727 4-3, 4-7, 4-11
 N21057 5-3, 5-5
 N21721 5-5
 N22778 11-6, 11-7, 11-8, 11-10, 11-11, 11-12, 11-14, 11-15, 11-16, 11-18, 11-20
 N24301 1-3, 1-5, 1-7, 1-9, 1-11, 1-13, 1-15, 1-17, 1-19, 1-21
 N28998 3-9
 N29048 9-5
 N29486 11-4
 N32001 9-5
 N32735 10-5
 N34319 11-4

N34443 11-4
 N34476 3-3, 3-7, 3-9, 3-12, 3-15, 9-5
 N34477 1-3, 1-5, 1-7, 1-9, 1-11, 1-13, 1-15, 1-17, 1-19, 1-21, 9-5
 N34478 3-3, 3-7, 3-9, 3-12, 3-15, 9-5
 N34494 11-4
 N34950 3-9
 N36128 11-6, 11-7, 11-8, 11-10, 11-11, 11-12, 11-14, 11-15, 11-16, 11-18, 11-20
 N42880 11-4
 N42881 11-4

P

P61D20 2-3, 2-5, 2-7
 P7C616 10-2

S

S-1191 3-12, 3-15
 S-1197 3-5, 3-7, 3-9, 3-12, 3-15
 S-1240 3-5, 3-7, 3-9, 3-11, 3-15
 S-1270 7-5
 S-1292 8-3
 S-1311 4-3, 4-5, 4-7, 4-9, 4-13
 S-1925 1-23
 S-3001 5-3, 5-5
 S-4781 1-23, 1-25
 S-748 5-3, 5-5
 S-752 2-3, 2-5, 2-7, 4-3, 4-5, 4-7, 4-9, 4-13
 S13261 1-19, 1-21, 3-15
 S13317 11-4
 S13336 5-3, 5-5, 11-4
 S22212 2-3, 2-5, 2-7
 S22328 2-3, 2-5
 S22338 2-3, 2-5, 4-7
 S22406 6-3, 6-9
 S22666 1-23
 S22747 5-3
 S25999 2-3, 2-5, 2-7, 7-3
 S29841 11-4
 S29960 6-5
 S31400 8-3, 8-5
 S32545 4-9
 S32548 2-3, 2-5
 S32550 2-3, 2-5
 S32556 4-11
 S32558 4-9, 4-11
 S33404 2-3, 2-5
 S34182 3-9
 S35079 8-3

| | | | |
|---|---|---|------------|
| S39391 1-3, 1-5, 1-7, 1-9, 1-11, 1-13, 1-15, 1-17, 1-19, 1-21 | 17, 1-19, 1-21 | 25, 2-3, 2-5, 2-7, 3-3, 3-5, 3-7, 3-9, 3-12, 3-15, 8-7, 8-9, 8-11, 8-13, 10-5, 10-6, 11-3 | W21476 3-9 |
| S39440 4-9 | W-1628 3-11 | | W21962 6-3 |
| S39991 4-11 | W-1854 3-15 | | |
| S40467 3-9 | W-187 10-3 | | |
| S41661 8-13, 11-3 | W-3328 4-5, 4-13 | W-521 10-5, 11-4 | |
| S42047 8-13, 11-3 | W-4181 2-3, 2-5, 2-7, 3-3, 3-9 | W-522 5-3, 5-5, 10-5 | |
| S42079 8-13, 11-3 | W-469 10-5 | W-523 3-5, 3-7, 3-9, 3-12, 3-15, 5-3, 5-5, 6-9, 7-3, 9-5, 11-4 | |
| S42080 8-13, 11-3 | W-473 10-5 | W-525 1-3, 1-5, 1-7, 1-9, 1-11, 1-13, 1-15, 1-17, 1-19, 1-21, 2-7, 3-5, 3-7, 3-9, 3-12, 3-15, 8-3, 8-5, 11-4 | |
| S42085 8-13, 11-3 | W-477 7-3 | W-526 1-3, 1-5, 1-7, 1-9, 1-11, 1-13, 1-15, 1-17, 1-19, 1-21, 1-23, 1-25, 2-3, 2-5, 2-7, 3-3, 3-5, 3-7, 3-9, 3-12, 3-15, 4-13, 8-3, 8-5, 8-7, 8-9, 8-11, 8-13, 10-2, 10-3, 10-5, 11-3, 11-4 | |
| S42290 11-4 | W-478 3-5, 3-7, 3-9, 3-12, 3-15 | W-527 1-3, 1-5, 1-7, 1-9, 1-11, 1-13, 1-15, 1-17, 1-19, 1-21, 1-23, 1-25, 2-3, 2-5, 2-7, 3-3, 3-5, 3-7, 3-9, 3-12, 3-15, 8-7, 8-9, 8-11, 8-13, 10-5, 10-6, 11-3 | |
| S42293 8-13, 11-3 | W-485 11-4 | W-530 8-7, 8-9, 8-11, 8-13, 11-3 | |
| S42294 8-13, 11-3 | W-490 1-3, 1-5, 1-7, 1-9, 1-11, 1-13, 1-15, 1-17, 1-19, 1-21, 8-3, 8-5 | W-532 5-3, 5-5 | |
| S42303 11-6, 11-7, 11-8, 11-10, 11-11, 11-12, 11-14, 11-15, 11-16, 11-18, 11-20 | W-492 3-12 | W-535 1-23, 1-25, 2-3, 2-5, 2-7, 3-3, 3-5, 3-7, 3-12, 3-15 | |
| S42307 11-4 | W-493 2-3, 2-7, 3-5, 3-7, 3-9, 3-12, 3-15, 4-9 | W-539 9-5 | |
| S42315 11-4 | W-495 2-3, 2-5, 4-11 | W-558 2-3, 2-5, 2-7, 3-3, 3-11, 3-15 | |
| S42316 11-4 | W-497 2-3, 2-5, 2-7 | W-575 11-6, 11-7, 11-8, 11-10, 11-11, 11-12, 11-14, 11-15, 11-16, 11-18, 11-20 | |
| S42320 11-4 | W-498 1-3, 1-5, 1-7, 1-9, 1-11, 1-13, 1-15, 1-17, 1-19, 1-21, 2-3, 2-5, 2-7, 4-13 | W-629 3-5, 3-7, 3-9, 3-12, 3-15, 10-2, 10-3 | |
| S42324 11-4 | W-499 1-23 | W-63 1-3, 1-5, 1-7, 1-9, 1-11, 1-13, 1-15, 1-17, 1-19, 1-21 | |
| S42325 11-4 | W-500 8-3, 8-5 | W-907 3-5, 3-7, 3-9, 3-12, 3-15 | |
| S42326 11-4 | W-501 3-15 | W-995 2-7 | |
| S42327 11-4 | W-503 2-7 | W12844 4-3, 4-7 | |
| S42328 11-4 | W-504 3-12, 3-15 | W12884 4-9 | |
| S42354 11-4 | W-506 3-3, 3-5, 3-7, 3-9, 3-12, 3-15 | W14434 1-3, 1-5, 1-7, 1-9, 1-11, 1-13, 1-15, 1-17, 1-19, 1-21, 8-5 | |
| S42391 11-4 | W-509 2-3, 2-5, 2-7, 8-7, 8-9, 8-11, 8-13, 11-3 | W14600 4-13 | |
| T | W-512 1-3, 1-5, 1-7, 1-9, 1-11, 1-13, 1-15, 1-17, 1-19, 1-21, 3-12, 10-5, 11-4 | W14968 3-5, 3-7, 3-9, 3-11, 3-15 | |
| T-5245 1-3, 1-5, 1-7, 1-9, 1-11, 1-13, 1-15, 1-17, 1-19, 1-21, 2-3, 2-5, 2-7, 3-3, 3-5, 3-7, 3-9, 3-12, 3-15, 4-9, 4-11 | W-513 5-3, 5-5, 10-5 | | |
| T-5252 8-11, 8-13, 11-3 | W-514 3-5, 3-7, 3-9, 3-12, 3-15, 5-3, 5-5, 6-9, 7-3, 9-5, 11-4 | | |
| W | W-516 1-3, 1-5, 1-7, 1-9, 1-11, 1-13, 1-15, 1-17, 1-19, 1-21, 2-7, 3-5, 3-7, 3-9, 3-12, 3-15, 8-3, 8-5, 9-5, 11-4 | | |
| W-106 3-5, 3-7, 3-9, 3-11, 3-15 | W-517 1-3, 1-5, 1-7, 1-9, 1-11, 1-13, 1-15, 1-17, 1-19, 1-21, 1-23, 1-25, 2-3, 2-5, 2-7, 3-3, 3-5, 3-7, 3-9, 3-12, 3-15, 4-13, 8-3, 8-5, 8-7, 8-9, 8-11, 8-13, 10-2, 10-3, 10-5, 11-3, 11-4 | | |
| W-1383 4-3, 4-5, 4-7, 4-9, 4-13 | W-518 1-3, 1-5, 1-7, 1-9, 1-11, 1-13, 1-15, 1-17, 1-19, 1-21, 1-23, 1-25 | | |
| W-1416 4-3, 4-5, 4-7, 4-9 | | | |
| W-1474 4-3, 4-5, 4-7, 4-9, 4-13 | | | |
| W-1475 4-3, 4-5, 4-7, 4-9 | | | |
| W-1537 4-3, 4-5, 4-7, 4-9, 4-13 | | | |
| W-1538 4-3, 4-5, 4-7, 4-9 | | | |
| W-1540 11-4 | | | |
| W-1553 8-7, 8-9, 8-11, 10-5 | | | |
| W-1598 1-3, 1-5, 1-7, 1-9, 1-11, 1-13, 1-15, 1-17, 1-19, 1-21 | | | |
| W-1599 1-3, 1-5, 1-7, 1-9, 1-11, 1-13, 1-15, 1- | | | |



CORPORATE OFFICE AND TRAINING CENTRE

2131 Airport Drive
Saskatoon, SK, Canada S7L 7E1
Tel: (306) 933-8585 Fax: (306) 933-8626
www.morris-industries.com

**MANUFACTURING AND
RESEARCH & DEVELOPMENT**

85 York Road Yorkton, SK, Canada S3N 3Z4
Tel: (306) 783-8585 Fax: (306) 782-5250

MANUFACTURING

284 - 6th Ave. N.W.
Minnedosa, MB, Canada R0J 1E0
Tel: (204) 867-2713 Fax: (204) 867-2678

UNITED STATES OFFICE

P.O. Box 1117
Minot, ND, USA 58702-1117
Tel: 1-866-663-8515
Fax: 1-866-663-8535

The policy of Morris Industries Ltd. is one of continuing improvement, therefore, the company reserves the right to change any specification without notice.

October 2008

Printed in Canada