

PARTS LIST INDEX

ROW UNIT

15" Seed Opener Disc Blade/Bearing Assembly And Scrapers	P5
Brush-Type Seed Meter	P31
Coulter Mounted Residue Wheels	P42
Covering Discs/Single Press Wheel	P8
Drag Closing Attachment	P11
Finger Pickup Seed Meter	P30
Frame Mounted Coulter W/Residue Wheels	P44
Gauge Wheels	P6
Granular Chemical Banding Options	P35
Granular Chemical Hopper And Hopper Panel Extension	P32
Granular Chemical Meter And Meter Drive	P34
Hopper Support And Meter Drive	P12
Parallel Arms, Mounting Support Plate And Quick Adjustable Down Force Springs	P4
Row Unit Mounted Disc Furrower	P38
Row Unit Mounted No Till Coulter	P37
Row Unit Mounted Residue Wheel	P40
Seed Hopper And Lid (Conventional Planters)	P14
Shank Assembly, Seed Tube And Depth Adjustment	P2
Spring Tooth Incorporator	P36
"V" Closing Wheels	P10

BASE MACHINE

Center Toolbar/Rear H-Frame Assembly	P50
Contact Drive Wheel, Arm And Tower Assemblies	P70
Cylinders	P98
Draft Link	P66
Driven And Drill Shafts On Wings	P74
Driven And Drill Shafts On Center Section	P80
Electrical Components	P128
Hydraulic Hoses And Fittings	P120
Inner Hitch	P46
Inner Wing, 32 Row 30" And 36 Row 30"	P62
Lift/Gauge Wheel	P68
Light Assemblies And Brackets	P134
Outer Hitch	P48
Outer Wing, 32 Row 30" And 36 Row 30"	P64
Outer Wing, 24 Row 30"	P60
Point Row Clutches	P82
Rock Shaft Axle Assembly And Wheels	P52
Row Marker Assemblies	P86
Row Marker Spindle/Hub/Blade	P84
Row Marker Stand	P96
Seed Rate Transmission	P72
Slide Assembly	P54
Stub Wing	P58
Transport Axle Assembly And Wheels	P56
Valve/Junction Blocks And Valves	P108

SDS SEED DELIVERY SYSTEM

Auger Assemblies	P16
Mini-Hopper and Drop Hoses	P15
Bulk Seed Hopper Assembly	P26
Bulk Seed Hopper Catwalk	P28

ELECTRONIC SEED MONITOR

KPM II Stack-Mode Electronic Seed Monitor	P136
KPM III Electronic Seed Monitor	P136

FERTILIZER

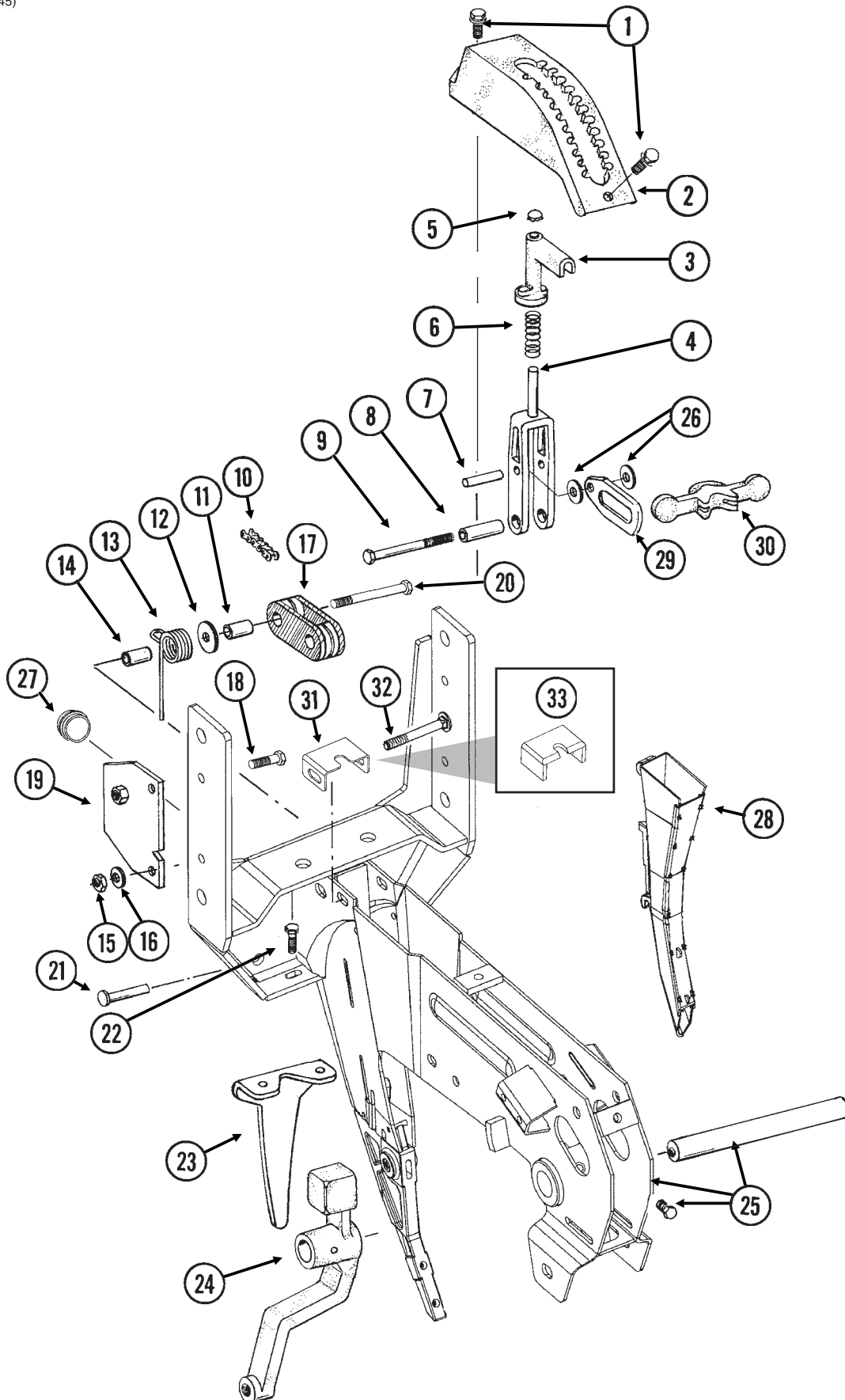
Depth/Gauge Wheel Attachment For Notched Single Disc Fertilizer Opener	P140
Fertilizer Opener Mounts	P141
Liquid Fertilizer	P142
Notched Single Disc Fertilizer Opener	P138
Rear Trailer Hitch	P158

Decals, Paint And Miscellaneous	P159
---------------------------------------	------

Numerical Index	P163
-----------------------	------

SHANK ASSEMBLY, SEED TUBE AND DEPTH ADJUSTMENT

(METR29cc/D16245)

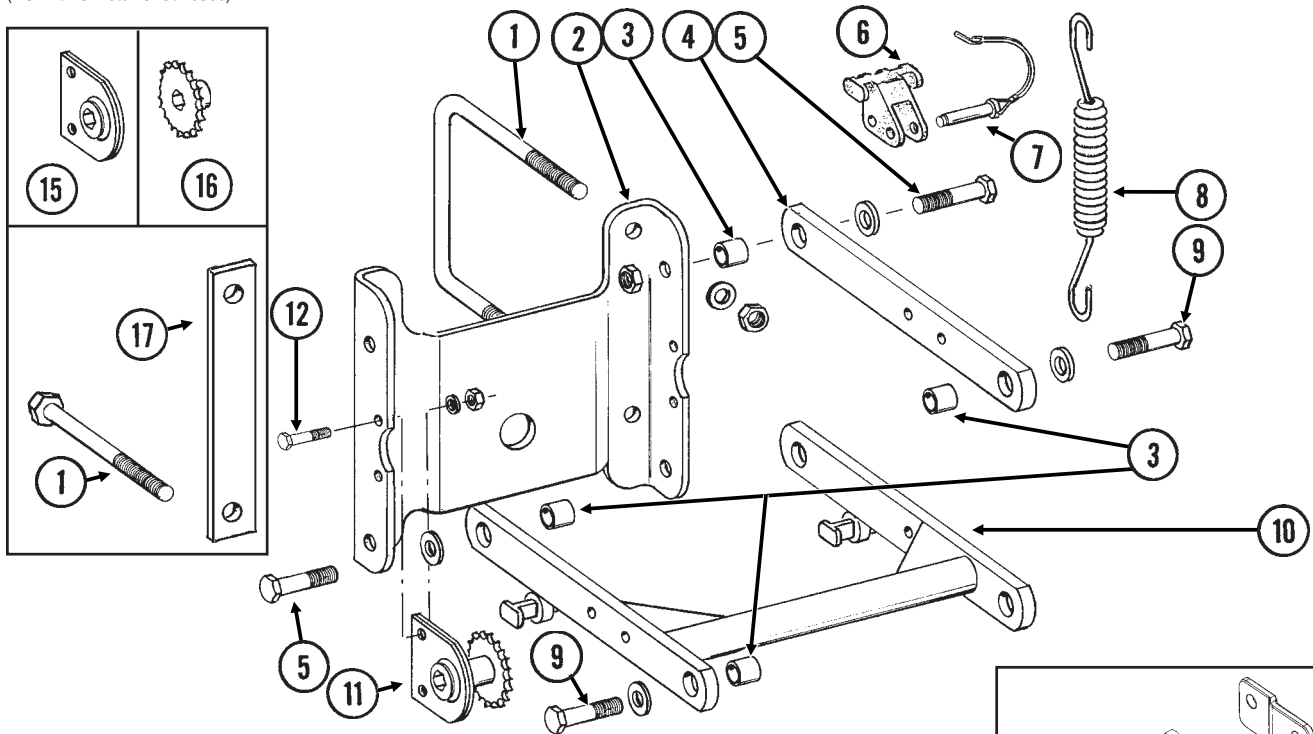


SHANK ASSEMBLY, SEED TUBE AND DEPTH ADJUSTMENT

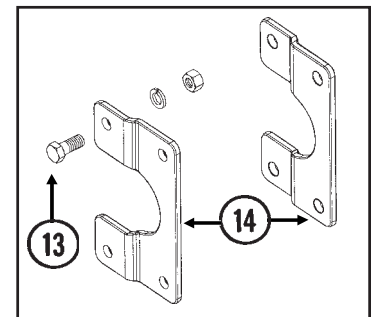
ITEM	PART NO.	QTY. (Per Row)	DESCRIPTION
1.	G11015	2	Hex Washer Head Cap Screw, $\frac{3}{8}$ "-16 x 1 $\frac{1}{4}$ "
2.	GB0274	1	Cover, Depth Adjustment
3.	GB0266	1	Handle, Depth Adjustment
4.	GB0267	1	Lever, Depth Adjustment
5.	GD3612	1	Cap Plug
6.	GD10993	1	Spring
7.	GD13361	1	Pin, $\frac{3}{8}$ " x 1 $\frac{2}{3}$ "
8.	GD11259	1	Sleeve, $\frac{3}{8}$ " I.D. x $\frac{5}{8}$ " O.D. x 1 $\frac{25}{32}$ " Long
9.	G11008	1	Hex Head Cap Screw, $\frac{3}{8}$ "-24 x 2 $\frac{1}{2}$ ", Grade 8
	G11007	1	Lock Nut, $\frac{3}{8}$ "-24, Grade C
10.	G3303-98	1	Chain, No. 41, 98 Pitch Including Connector Link
	G3303-114	1	Chain, No. 41, 114 Pitch Including Connector Link
	G3303-16	1	Chain, No. 41, 16 Pitch Including Connector Link (Used W/Row Unit Extension Brackets)
	GR0196	1	Connector Link, No. 41
11.	GD1026	1	Sleeve, 1 $\frac{3}{16}$ " Long
12.	G10201	1	Special Washer, $\frac{3}{8}$ " x 1 $\frac{1}{2}$ " O.D.
13.	GD1065	1	Idler Spring
14.	GD7318	1	Sleeve, 1" Long
15.	G10108	1	Lock Nut, $\frac{3}{8}$ "-16
16.	G10210	1	Washer, $\frac{3}{8}$ " USS
17.	GD11962	1	Idler
18.	G10003	3	Hex Head Cap Screw, $\frac{3}{8}$ "-16 x 1 $\frac{1}{2}$ "
	G10108	3	Lock Nut, $\frac{3}{8}$ "-16
19.	GD10867	2	Stop
20.	G10326	1	Hex Head Cap Screw, $\frac{3}{8}$ "-16 x 3 $\frac{3}{4}$ "
21.	G10551	1	Clevis Pin, $\frac{1}{4}$ " x 2 $\frac{1}{2}$ "
	G10669	1	Hair Pin Clip, No. 22
22.	G10312	2	Carriage Bolt, $\frac{5}{16}$ "-18 x $\frac{3}{4}$ "
	G10620	2	Serrated Flange Nut, $\frac{5}{16}$ "-18
23.	GD1033	1	Shield
24.		-	Wheel Arm, See "Gauge Wheels", Pages P6 And P7
25.	GA10157	1	Shank W/Gauge Wheel Pivot Spindle And Set Screw
	GD11001	-	Spindle
	G10438	-	Hex Head Cap Screw, $\frac{1}{2}$ "-13 x $\frac{3}{4}$ "
26.	G10207	2	Washer, $\frac{7}{8}$ " O.D. x $\frac{13}{32}$ " I.D. x .134" (If Applicable)
27.	GD11845	1	Dust Cap
28.			See "KPM II Stack-Mode/KPM III Electronic Seed Monitors", Pages P136 And P137
29.	GB0285	1	Collar, Depth Adjustment
30.	GB0265	1	Pivot Link, Depth Adjustment
31.	GD15970	1	Sun Shade
32.	G10304	1	Carriage Bolt, $\frac{3}{8}$ "-16 x 3"
	G10108	1	Lock Nut, $\frac{3}{8}$ "-16
33.	GD16245	-	Sun Shade (Rubber)

PARALLEL ARMS, MOUNTING SUPPORT PLATE AND QUICK ADJUSTABLE DOWN FORCE SPRINGS

(RU147/RU148a/RU78f/B0366)

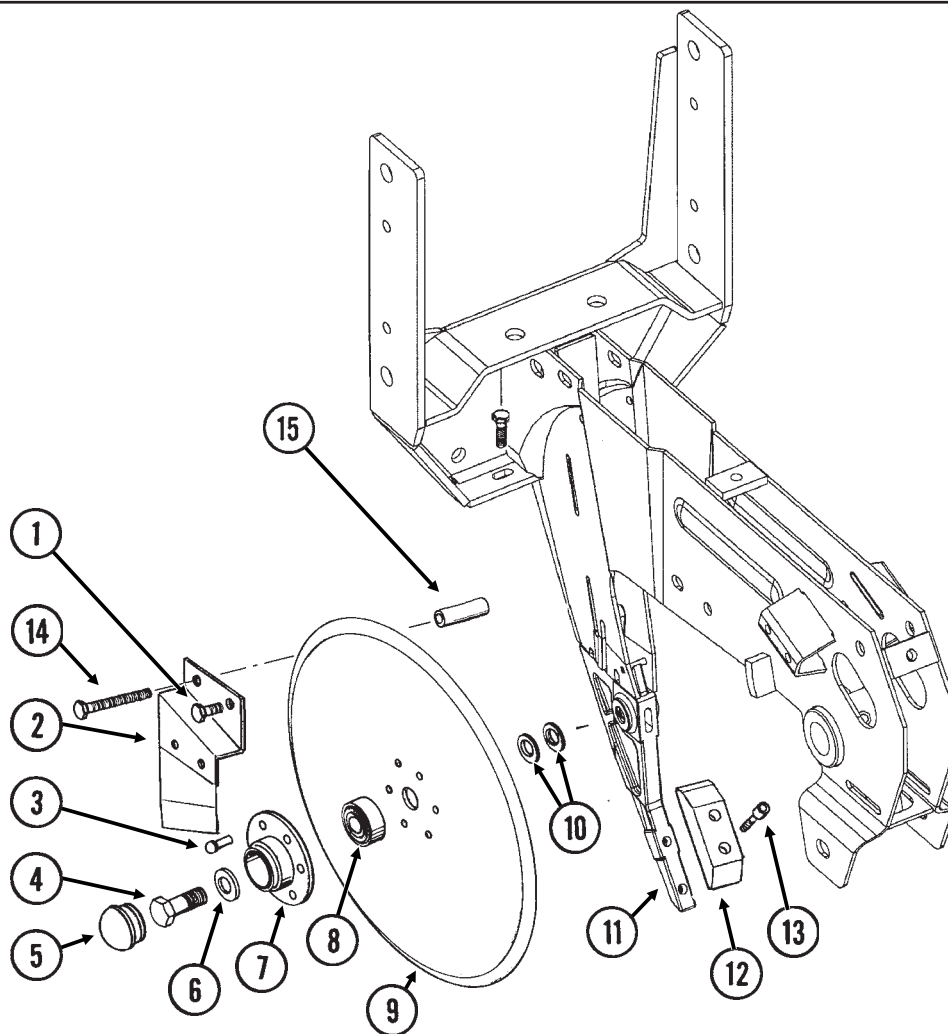


ITEM	PART NO.	QTY. (Per Row)	DESCRIPTION	
1.	GD1114	2	U-Bolt, 7" x 7" x 5/8"-11	
	G10152	-	Hex Head Cap Screw, 5/8"-11 x 9"	
	G10217	-	Washer, 5/8" USS	
	G10230	4	Lock Washer, 5/8"	
	G10104	4	Hex Nut, 5/8"-11	
	2.	GD10036	1	Mounting Support Plate
3.		GB0218	4	Bushing, 21/32" I.D. x 7/8" O.D. x 19/32" Long
		GD11422	2	Upper Parallel Arm
5.		G10732	4	Hex Head Cap Screw, 5/8"-18 x 2"
	GD7805	4	Special Washer, 5/8", Hardened	
	G10412	4	Lock Nut, 5/8"-18	
	6.	GB0186	2	Spring Anchor
7.		GD14217	2	Tab Lock Pin, 7/16" x 1 1/2"
8.	GD8249	2-4	Spring	
9.		-	See "Hopper Support And Meter Drive", Page P12	
10.	GA5651	1	Lower Parallel Arm	
11.	GA1720	1	Bearing/Sprocket, 7/8" Hex Bore	
	12.	G10001	2	Hex Head Cap Screw, 3/8"-16 x 1"
		G10229	2	Lock Washer, 3/8"
13.	G10101	2	Hex Nut, 3/8"-16	
	G10007	4	Hex Head Cap Screw, 5/8"-11 x 1 1/2"	
		G10230	4	Lock Washer, 5/8"
14.	G10104	4	Hex Nut, 5/8"-11	
	GB0366	2	Extension Bracket	
		GA2180	-	Hanger Bearing, 7/8" Hex Bore
16.	GA11255		-	Sprocket, 19 Tooth
17.	GD1908	-	Mounting Bracket	
A.	G6326X	-	U-Bolt Package For 7" x 7" Toolbar, Includes: (2) GD1114, (4) G10230, (4) G10104	



15" SEED OPENER DISC BLADE/BEARING ASSEMBLY AND SCRAPERS

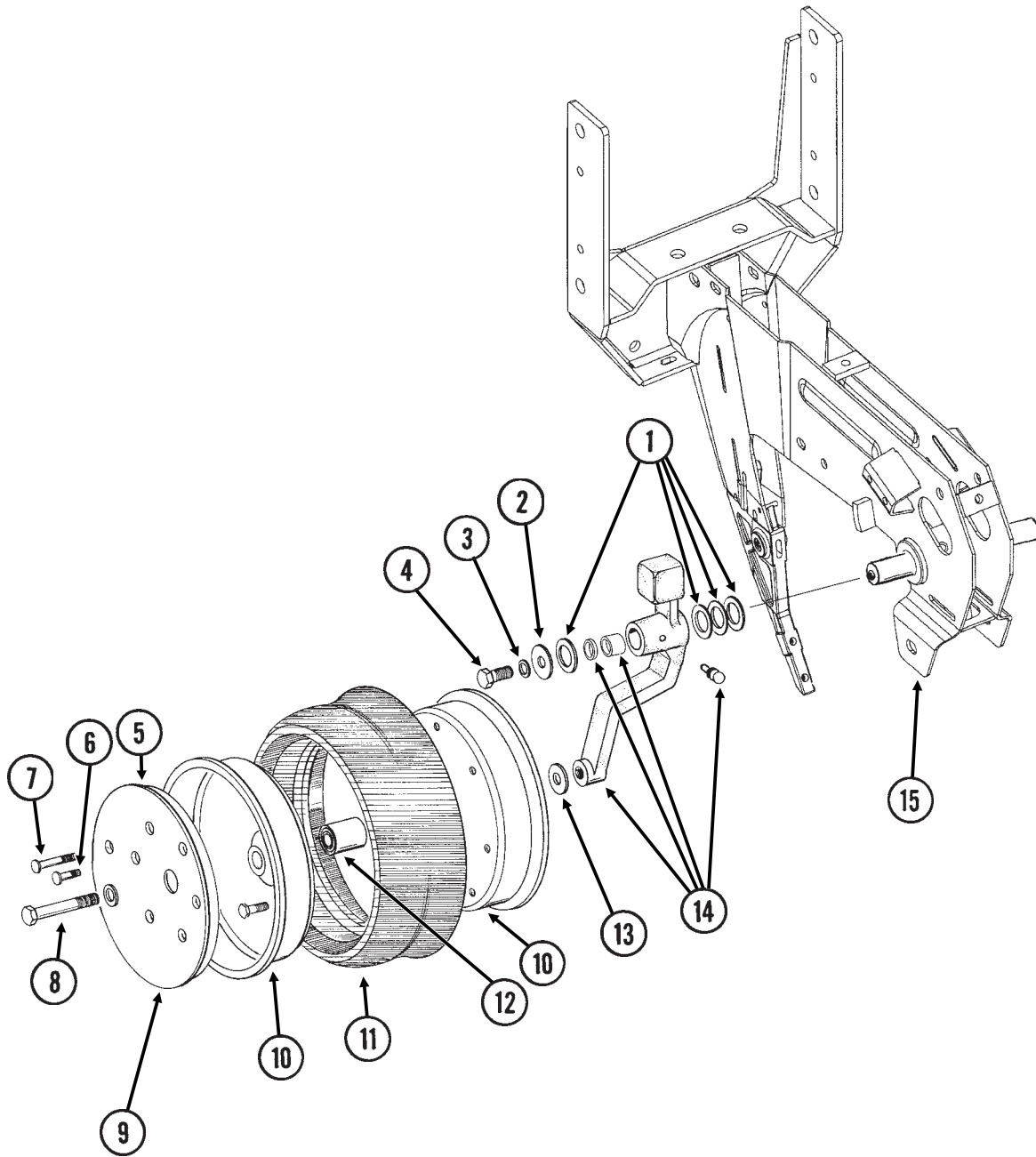
(RU139)



ITEM	PART NO.	QTY. (Per Row)	DESCRIPTION
1.	G10328	2	Hex Head Cap Screw, 3/8"-16 x 5/8"
	G10622	2	Serrated Flange Nut, 3/8"-16
2.	GA2012R	1	Disc Scraper, R.H.
	GA2012L	-	Disc Scraper, L.H. (Shown)
3.	G10427	12	Rivet, 1/4" x 1/2"
4.	GD11017	1	Special Hex Head Cap Screw, 5/8"-11 x 1 1/2", L.H. Threads
	G10007	1	Hex Head Cap Screw, 5/8"-11 x 1 1/2"
5.	GD11845	2	Dust Cap
6.	G10204	2	Special Machine Bushing, 5/8" x 1" O.D.
7.	GD10473	2	Bearing Housing
8.	GA2014	2	Bearing
9.	GD11306	2	Disc Blade, 3.5 mm x 15"
10.	G10213	-	Machine Bushing, 5/8" (.030" Thick)(As Required)
11.		-	See "Shank Assembly", Pages P2 And P3
12.	GB0301	1	Seed Tube Guard/Inner Scraper
13.	G10912	2	Hex Socket Head Cap Screw, 5/16"-18 x 1", Grade 8
14.	G10325	1	Hex Head Cap Screw, 3/8"-16 x 2 3/4"
	G10622	1	Serrated Flange Nut, 3/8"-16
15.	GD11259	1	Sleeve, 3/8" I.D. x 5/8" O.D. x 1 25/32" Long
A.	GA8324	-	Disc Blade/Bearing Assembly, Less Dust Cap (Items 3 And 7-9)

GAUGE WHEELS

(RU140)

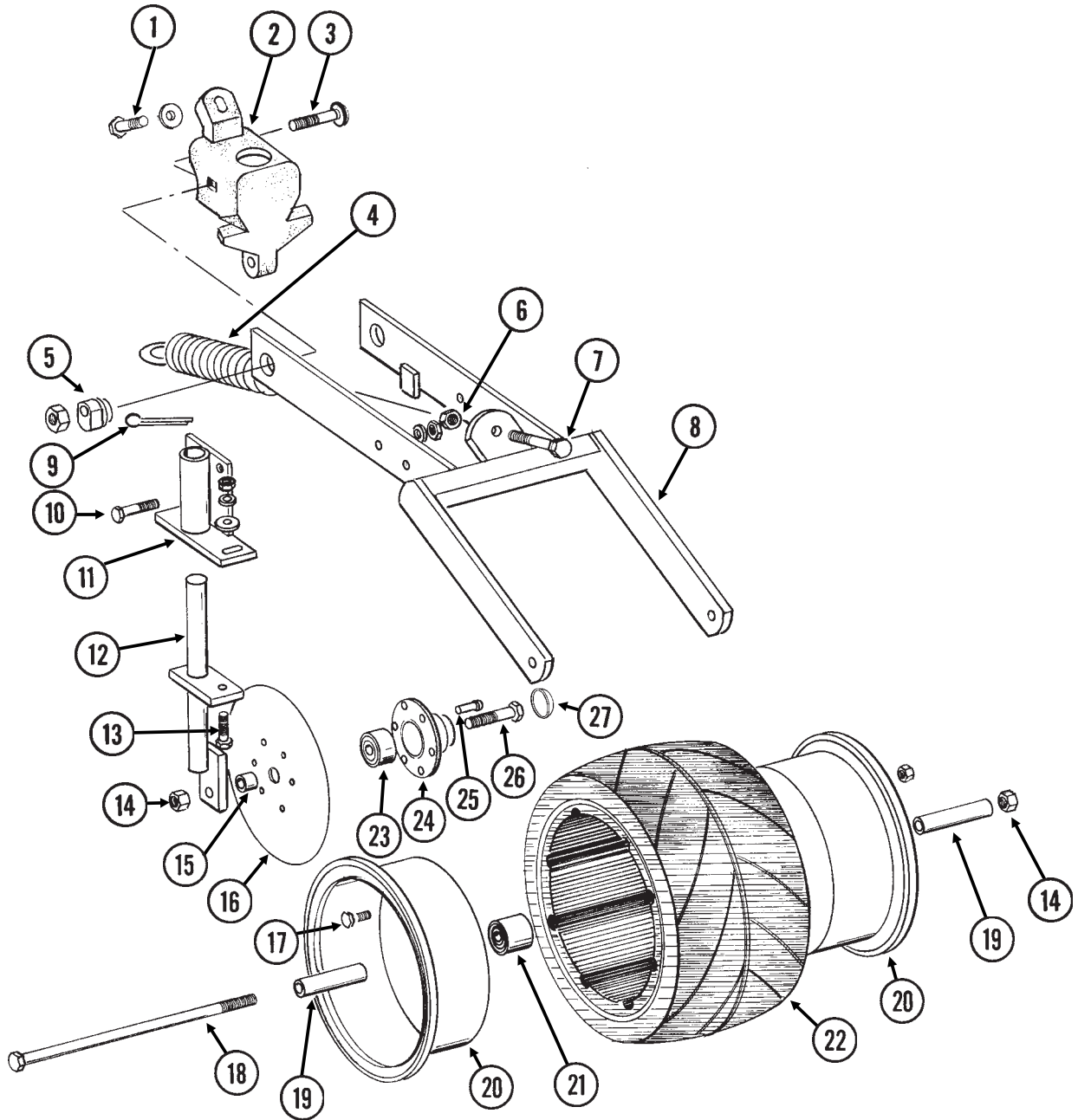


GAUGE WHEELS

ITEM	PART NO.	QTY. (Per Row)	DESCRIPTION
1.	G10940	-	Machine Bushing, 1" (.048" Thick)
2.	G10216	2	Washer, 1/2" USS
3.	G10228	2	Lock Washer, 1/2"
4.	G10014	1	Hex Head Cap Screw, 1/2"-13 x 1"
5.	GD11453	2	Cover
6.	G10338	12	Carriage Bolt, 5/16"-18 x 1 1/4"
	G10620	12	Serrated Flange Nut, 5/16"-18
7.	G10924	8	Carriage Bolt, 5/16"-18 x 1 3/4"
	G10620	8	Serrated Flange Nut, 5/16"-18
8.	G10010	2	Hex Head Cap Screw, 5/8"-11 x 3"
	G10230	2	Lock Washer, 5/8"
9.	G10018	14	Hex Head Cap Screw, 5/16"-18 x 5/8"
	G10109	14	Lock Nut, 5/16"-18, Grade 8
10.	GD11423	4	Half Wheel
11.	GD1086	2	Tire
12.	GA6171	2	Bearing
13.	G10204	2	Special Machine Bushing, 5/8" x 1" O.D.
14.	GA7975	1	Wheel Arm W/Grease Fitting, Bushings And Seals, L.H. (Shown)
	GA7976	1	Wheel Arm W/Grease Fitting, Bushings And Seals, R.H.
	G10640	1	Grease Fitting, 1/4"-28 (Per Arm)
	GB0276	2	Bushing, 1" I.D. x 1 1/4" O.D. x 1" Long (Per Arm)
	GD10991	2	Seal (Per Arm)
15.		-	See "Shank Assembly", Pages P2 And P3
A.	GA7949	-	Gauge Wheel Complete (Items 5-7 And 9-12)

COVERING DISCS/SINGLE PRESS WHEEL

RUA054/RUB026(RU94d)

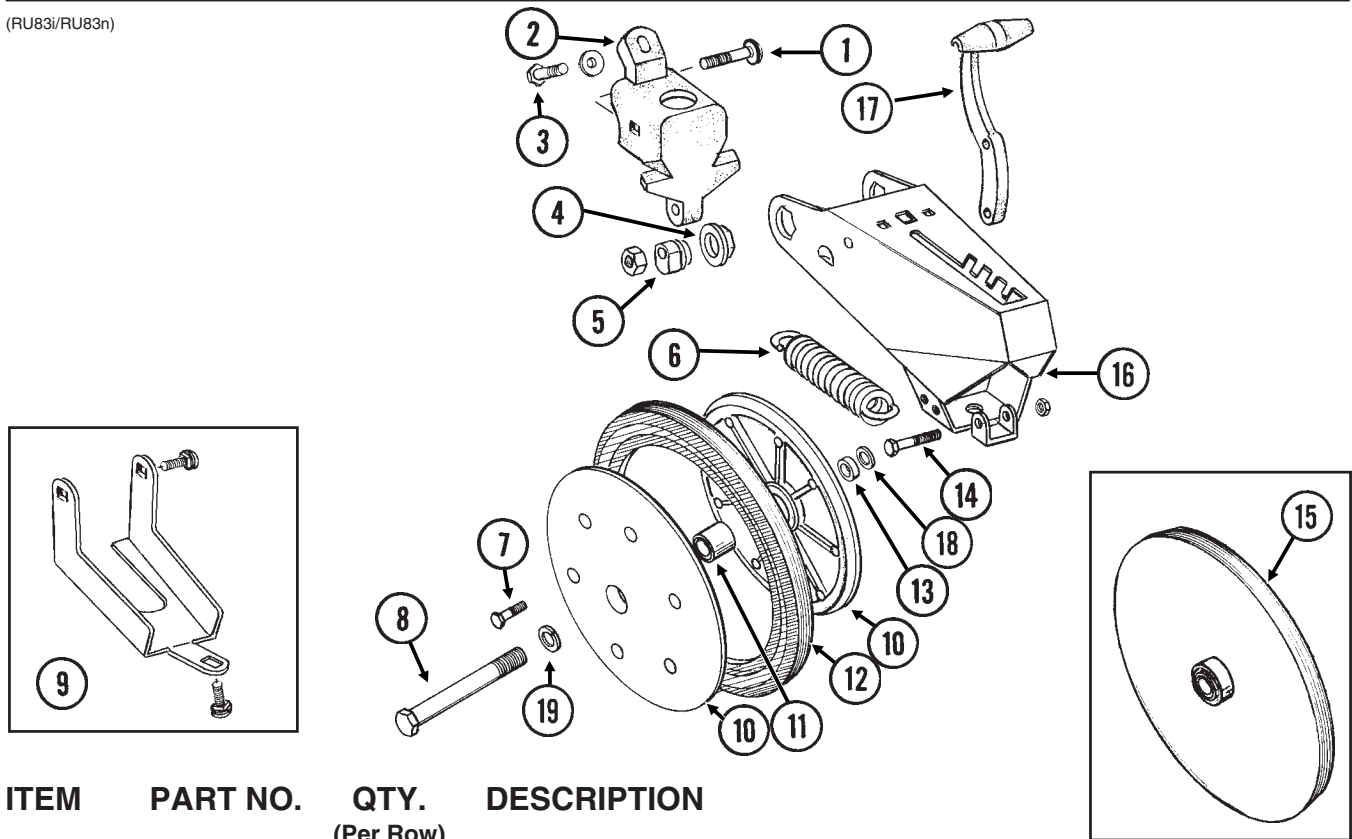


COVERING DISCS/SINGLE PRESS WHEEL

ITEM	PART NO.	QTY. (Per Row)	DESCRIPTION
1.	G10001	1	Hex Head Cap Screw, $\frac{3}{8}$ "-16 x 1"
	G10210	1	Washer, $\frac{3}{8}$ " USS
2.	GB0268	1	Wheel Arm Stop
3.	G10801	2	Carriage Bolt, $\frac{1}{2}$ "-13 x 2 $\frac{1}{4}$ "
	G10315	-	Carriage Bolt, $\frac{1}{2}$ "-13 x 2 $\frac{1}{2}$ " (Used W/Straight Drop In-Furrow Granular Chemical Bracket)
	G10102	2	Hex Nut, $\frac{1}{2}$ "-13
4.	GA2054	1	Spring
5.	GB0239	2	Eccentric Bushing
6.	G10102	1	Hex Nut, $\frac{1}{2}$ "-13
7.	G10015	1	Adjusting Bolt, $\frac{1}{2}$ "-13 x 5"
8.	GA6619	1	Mounting Arm
9.	G10463	2	Cotter Pin, $\frac{1}{4}$ " x 1 $\frac{1}{2}$ "
10.	G10171	4	Hex Head Cap Screw, $\frac{5}{16}$ "-18 x 1 $\frac{1}{4}$ "
	G10232	4	Lock Washer, $\frac{5}{16}$ "
	G10106	4	Hex Nut, $\frac{5}{16}$ "-18
11.	GA6620	2	Bracket
12.	GA6618	2	Mount
13.	G10303	2	Carriage Bolt, $\frac{5}{16}$ "-18 x 1"
	G10219	2	Washer, $\frac{5}{16}$ " USS
	G10232	2	Lock Washer, $\frac{5}{16}$ "
	G10106	2	Hex Nut, $\frac{5}{16}$ "-18
14.	G10107	3	Lock Nut, $\frac{5}{8}$ "-11
15.	GD1109	2	Bushing, $\frac{41}{64}$ " I.D. x $\frac{7}{8}$ " O.D. x $\frac{1}{4}$ " Long
16.	GD9290	2	Disc Blade, 8"
17.	G10018	7	Hex Head Cap Screw, $\frac{5}{16}$ "-18 x $\frac{5}{8}$ "
	G10109	7	Lock Nut, $\frac{5}{16}$ "-18, Grade 8
18.	G10152	1	Hex Head Cap Screw, $\frac{5}{8}$ "-11 x 9"
19.	GD3180-12	2	Sleeve, $\frac{5}{8}$ " I.D. x $\frac{7}{8}$ " O.D. x 2 $\frac{7}{8}$ " Long
20.	GD9562	2	Half Wheel
21.	GA6171	1	Bearing
22.	GD9305	1	Tire
23.	GA2014	2	Bearing
24.	GD10473	2	Bearing Housing
25.	G10427	12	Rivet, $\frac{1}{4}$ " x $\frac{1}{2}$ "
26.	G10006	2	Hex Head Cap Screw, $\frac{5}{8}$ "-11 x 2 $\frac{1}{4}$ "
27.	GD11845	2	Dust Cap
A.	GA6733	-	Single Press Wheel Complete W/Bearing (Items 17 And 20-22)
B.	GA6801	-	Covering Disc Blade Complete W/Bearing (Items 16 And 23-25)

"V" CLOSING WHEELS

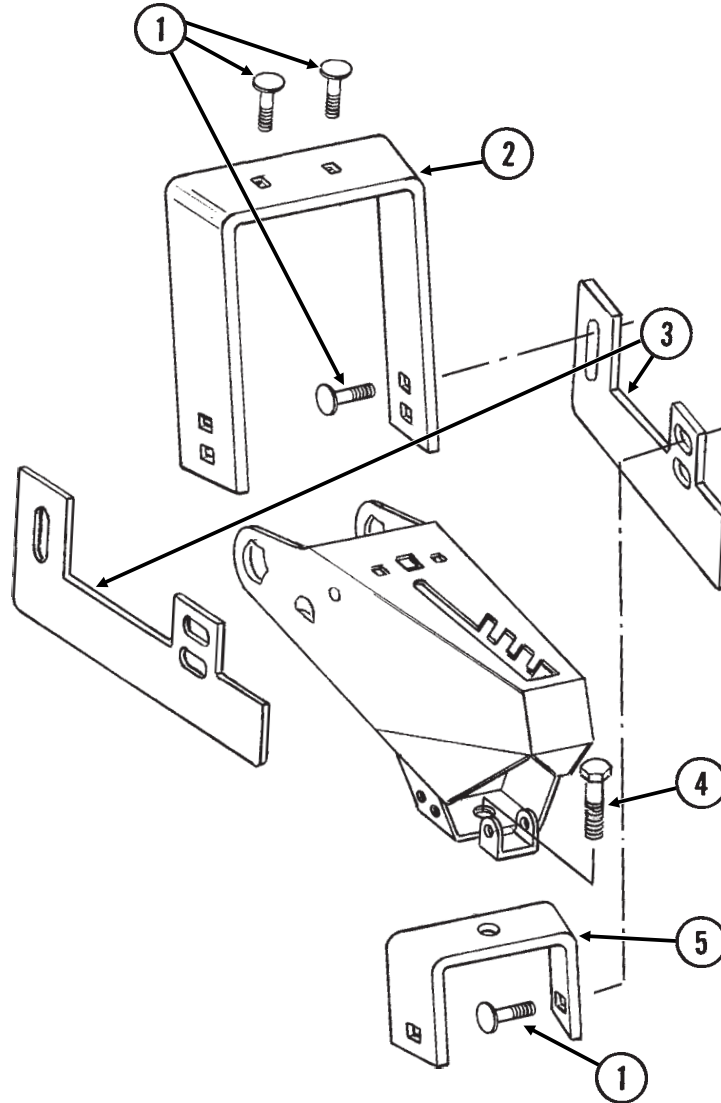
(RU83i/RU83n)



ITEM	PART NO.	QTY. (Per Row)	DESCRIPTION
1.	G10801 G10315	2 -	Carriage Bolt, 1/2"-13 x 2 1/4" Carriage Bolt, 1/2"-13 x 2 1/2" (Used W/Straight Drop In-Furrow Granular Chemical Bracket)
	G10111	2	Lock Nut, 1/2"-13
2.	GB0268	1	Wheel Arm Stop
3.	G10001 G10210	1 1	Hex Head Cap Screw, 3/8"-16 x 1" Washer, 3/8" USS
4.	GB0282	2	Stepped Bushing
5.	GB0239	2	Eccentric Bushing
6.	GD8460	1	Spring
7.	G10064	6	Hex Head Cap Screw, 1/4"-20 x 1"
8.	G10013 G10107	2 2	Hex Head Cap Screw, 5/8"-11 x 3 1/2" Lock Nut, 5/8"-11
9.	G1K345 G10308 G10599 G10210 G10229 G10101	- 2 1 1 3 3	Closing Wheel Shield Kit W/Hardware And Instruction Carriage Bolt, 3/8"-16 x 3/4" Carriage Bolt, 3/8"-16 x 1 1/4" Washer, 3/8" USS Lock Washer, 3/8" Hex Nut, 3/8"-16
10.	GD9120	4	Nylon Half Wheel
11.	GA6171	2	Bearing
12.	GD1085	2	Rubber Tire, 1" x 12"
13.	GD1109	2	Bushing, 41/64" I.D. x 7/8" O.D. x 1/4" Long
14.	G10133 G10109	1 1	Hex Head Cap Screw, 5/16"-18 x 1 1/2" Lock Nut, 5/16"-18, Grade 8
15.	GA6597 GA6171	- -	Cast Iron Closing Wheel W/Bearing Bearing
16.	GA8322	1	Arm
17.	GB0254	1	Lever
18.	GD7805	2	Special Washer, 5/8", Hardened
19.	G10230	2	Lock Washer, 5/8"
A.	GA6434	-	Rubber Closing Wheel Complete W/Bearing (Items 7 And 10-12)

DRAG CLOSING ATTACHMENT

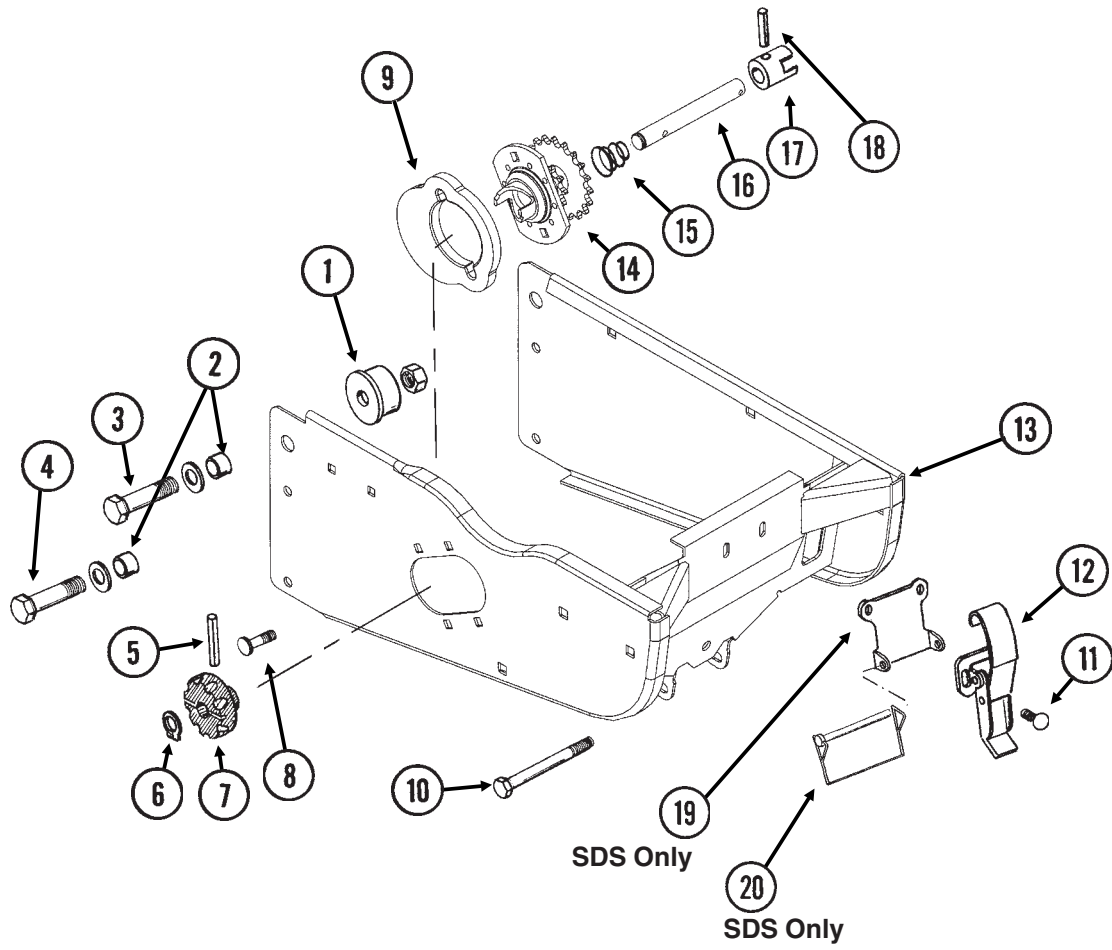
RUB050(RU90c)



ITEM	PART NO.	QTY.	DESCRIPTION
		(Per Row)	
1.	G10599	6	Carriage Bolt, 3/8"-16 x 1 1/4"
	G10210	6	Washer, 3/8" USS
	G10229	6	Lock Washer, 3/8"
	G10101	6	Hex Nut, 3/8"-16
2.	GD11508	1	Front Bracket
3.	GD11313	2	Blade
4.	G10007	1	Hex Head Cap Screw, 5/8"-11 x 1 1/2"
	G10230	1	Lock Washer, 5/8"
	G10104	1	Hex Nut, 5/8"-11
5.	GD11509	1	Rear Bracket
A.	G7566X	-	Drag Closing Attachment Complete (Items 1-5)

HOPPER SUPPORT AND METER DRIVE

(METR22f)

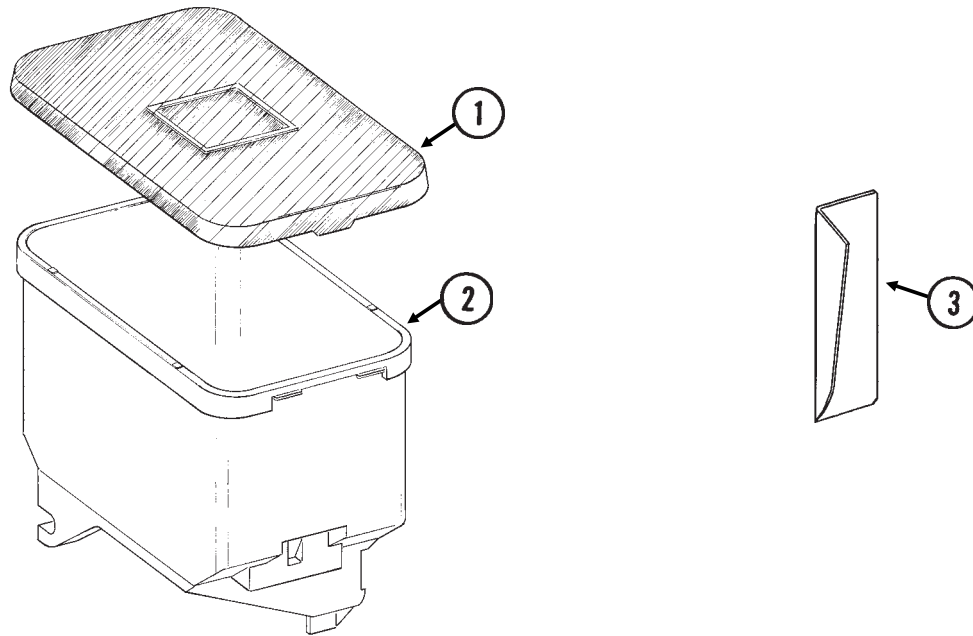


HOPPER SUPPORT AND METER DRIVE

ITEM	PART NO.	QTY. (Per Row)	DESCRIPTION
1.	GB0314	2	Hopper Mount
2.	GB0218	4	Bushing, 2 ¹ / ₃₂ " I.D. x 7/8" O.D. x 1 ⁹ / ₃₂ " Long
3.	G10752	2	Hex Head Cap Screw, 5/8"-18 x 2 1/4"
	GD7805	2	Special Washer, 5/8", Hardened
	G10412	2	Lock Nut, 5/8"-18
4.	G10751	2	Hex Head Cap Screw, 5/8"-18 x 1 3/4"
	GD7805	2	Special Washer, 5/8", Hardened
	G10412	2	Lock Nut, 5/8"-18
5.	G10602	1	Spring Pin, 1/4" x 1 1/2"
6.	G10567	1	External Retaining Ring, 5/8"
7.	GD11239	1	Knob
8.	G10338	2	Carriage Bolt, 5/16"-18 x 1 1/4"
	G10620	2	Serrated Flange Nut, 5/16"-18
9.	GB0331	1	Clutch Adapter Plate
10.	G10061	1	Hex Head Cap Screw, 3/8"-16 x 3 1/2"
	G10210	2	Washer, 3/8" USS
	G10108	1	Lock Nut, 3/8"-16
11.	G10309	2	Carriage Bolt, 1/4"-20 x 5/8", Grade 2
	G10621	2	Serrated Flange Nut, 1/4"-20
12.	GA2007	1	Hopper Hold Down Latch
13.	GA10155	1	Hopper Support
14.	GA10137	1	Double Sprocket And Bearing, Drive Clutch, 11/19 Tooth
15.	GD11413	1	Spring
16.	GD15747	1	Shaft
17.	GB0278	1	Coupler
18.	G10546	1	Spring Pin, 3/16" x 1 1/4"
19.	GD13110	1	Retainer (SDS Only)
20.	GD10705	1	Locking Clip Pin, 1/4" x 2 1/2" (SDS Only)
A.	GA10151	-	Meter Drive Assembly, 11/19 Tooth (Items 5-7 And 14-18)

SEED HOPPER AND LID (Conventional Planters)

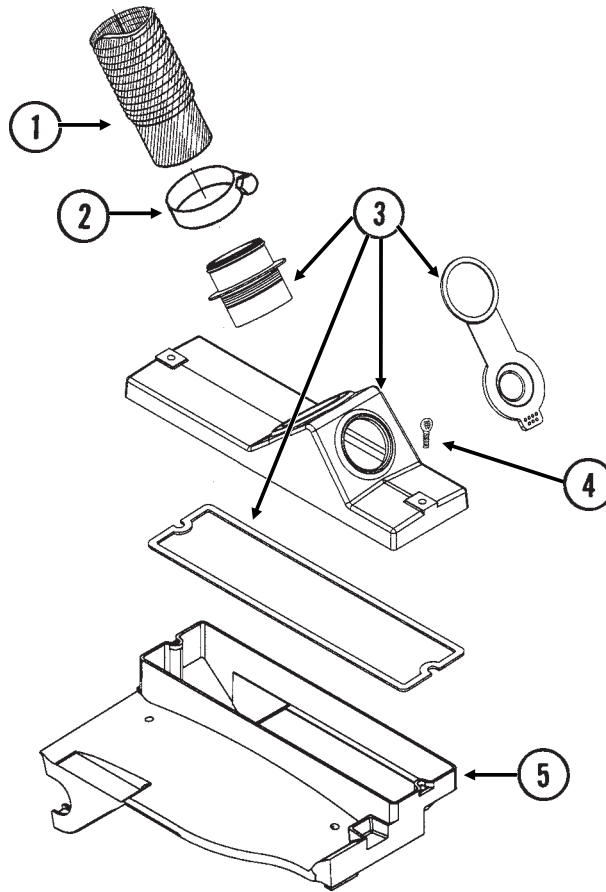
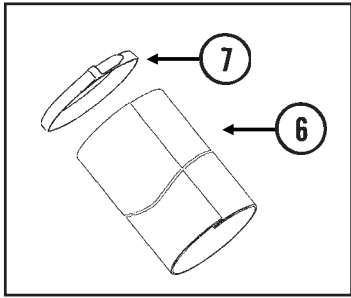
(RU87a/RU87e)



ITEM	PART NO.	QTY. (Per Row)	DESCRIPTION
1.	GD11279	1	Lid
2.	GA9714	1	Seed Hopper, Reinforced
3.	GD11747	1	Seed Reserve Baffle (Optional)

MINI-HOPPER AND DROP HOSES (SDS Planters)

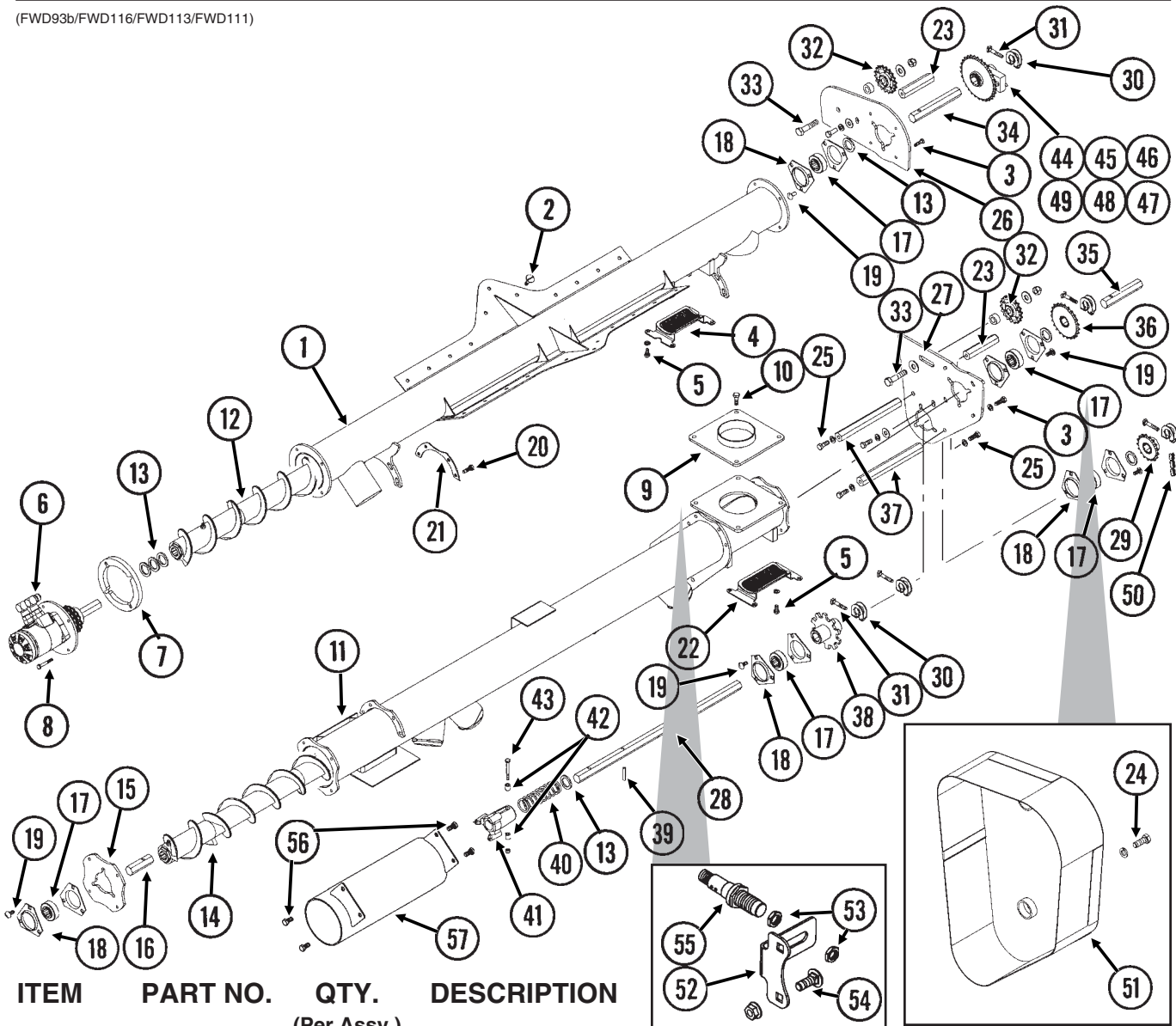
(D16399/FWD94)



ITEM	PART NO.	QTY. (Per Row)	DESCRIPTION
1.	GD12797-01	1	Drop Hose, 3 1/4" x 34"
	GD12797-04	-	Drop Hose, 3 1/4" x 32"
	GD12797-07	-	Drop Hose, 3 1/4" x 26"
	GD12797-11	-	Drop Hose, 3 1/4" x 28"
2.	G10999	2	T-Bolt Hose Clamp, 3 1/4"
	GA11613	1	Lid W/Gasket, Nipple And View Cap
3.	GD13530	-	Gasket
	GB0312	-	Nipple
	GD13412	-	View Cap
	GA9547	1	Mini-Hopper
4.	G11033	2	Thumbscrew, 5/16"-18 x 1"
	GD12132	2	Seal
5.	GA9547	1	Mini-Hopper
6.	GD16399-01	-	Protective Wrap Sleeve, 3" x 10"
7.	GD2117	-	Tie Strap, 14 1/2"

CENTER AUGER ASSEMBLIES (SDS Planters)

(FWD93b/FWD116/FWD113/FWD111)



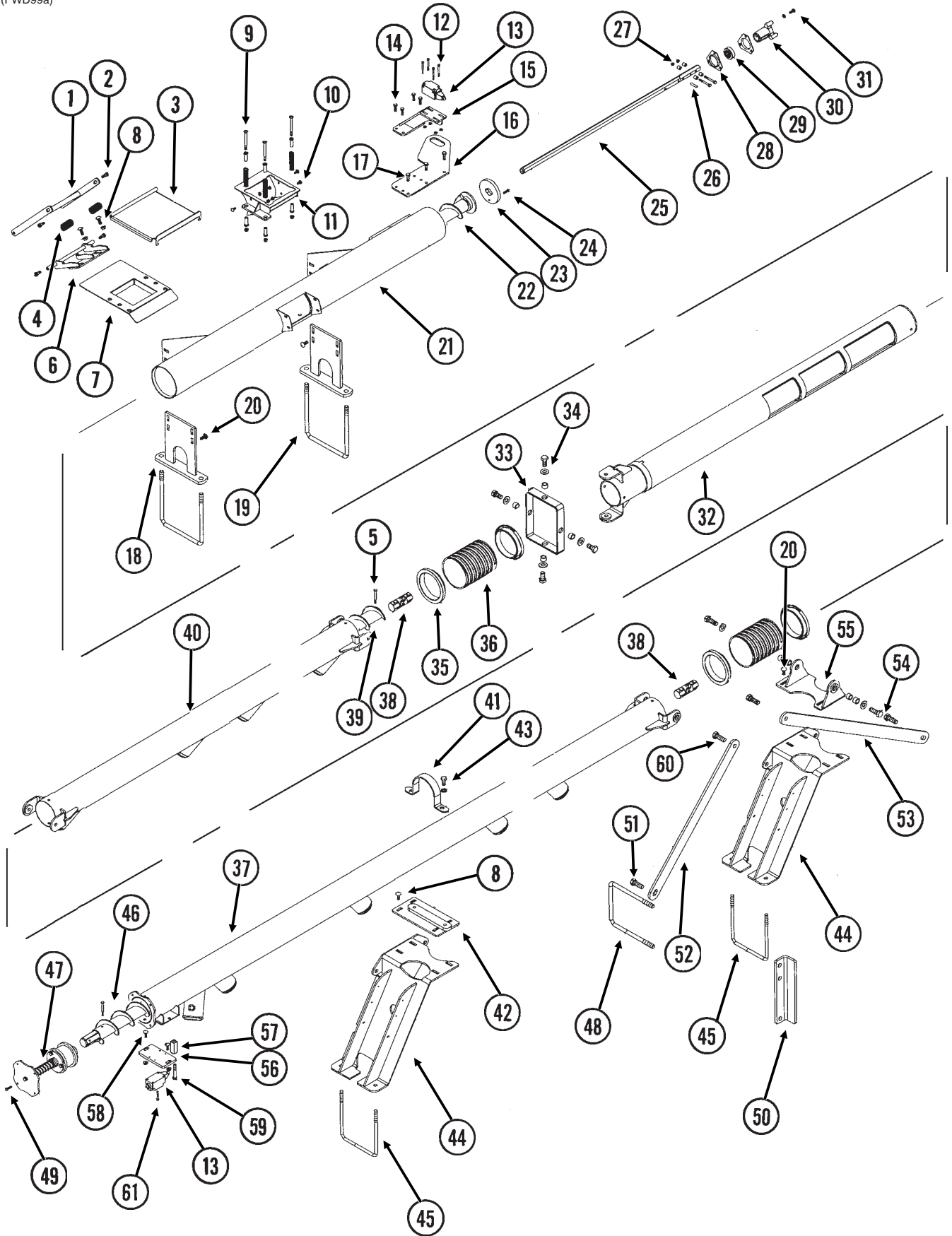
ITEM	PART NO.	QTY.	DESCRIPTION
		(Per Assy.)	
1.	GA11395	1	Upper Tube, L.H. (Shown)
	GA11396	-	Upper Tube, R.H.
2.	G11192	22	Bolt, 5/16"-18 x 1"
	G10221	22	Washer, 5/16" SAE
	G11182	22	Lock Nut, 5/16"-18
3.	G10064	10	Hex Head Cap Screw, 1/4"-20 x 1"
	G10110	10	Lock Nut, 1/4"-20, Grade B
4.	GA11623	1	Screen
5.	G10018	8	Hex Head Cap Screw, 5/16"-18 x 5/8"
	G10232	8	Lock Washer, 5/16"
6.		-	See "SDS Hydraulic System", Pages P126 And P127
7.	GD16766	1	Ring
8.	G10021	4	Hex Head Cap Screw, 1/4"-20 x 1 1/2"
	G10110	4	Lock Nut, 1/4"-20, Grade B
9.	GA11391	1	Transfer Plate
10.	G10001	1	Hex Head Cap Screw, 3/8"-16 x 1"
	G10622	-	Serrated Flange Nut, 3/8"-16
11.	GA11389	1	Lower Tube, L.H. (Shown)
	GA11390	-	Lower Tube, R.H.
12.	GA11625	1	Auger Assembly, 61 5/8", L.H. (Shown)
	GA11624	1	Auger Assembly, 61 5/8", R.H.
	G10403	-	Hex Head Cap Screw, 1/4"-20 x 2 1/2"
	G10110	-	Lock Nut, 1/4"-20, Grade B
	GD16401	-	Auger Section, L.H.
	GD16400	-	Auger Section, R.H.
	GA11584	-	Hex Tube, 61 5/8"

CENTER AUGER ASSEMBLIES (SDS Planters)

ITEM	PART NO.	QTY.	DESCRIPTION
		(Per Assy.)	
13.	G10233	3	Machine Bushing, 1", 10 Gauge
14.	GA11627	1	Auger Assembly, 63 ³ / ₈ ", L.H. (Shown)
	GA11626	1	Auger Assembly, 63 ³ / ₈ ", R.H.
	G10403	-	Hex Head Cap Screw, 1/4"-20 x 2 1/2"
	G10110	-	Lock Nut, 1/4"-20, Grade B
	GD16401	-	Auger Section, L.H.
	GD16400	-	Auger Section, R.H.
	GA11585	-	Hex Tube, 63 ³ / ₈ "
15.	GD16547	1	Bearing Plate
16.	GD16707	1	Shaft
17.	G2100-03	5	Bearing, 7/8" Hex Bore, Spherical
18.	G3400-01	-	Flangette
19.	G10312	-	Carriage Bolt, 5/16"-18 x 3/4"
	G10620	-	Serrated Flange Nut, 5/16"-18
20.	G10019	8	Hex Head Cap Screw, 5/16"-16 x 1"
	G10620	8	Serrated Flange Nut, 5/16"-18
21.	GD16550	1	Shim
22.	GA11763	1	Screen
23.	GD16542	2	Guard
24.	G10001	-	Hex Head Cap Screw, 3/8"-16 x 1"
	G10210	-	Washer, 3/8" USS
	G10229	-	Lock Washer, 3/8"
25.	G10001	-	Hex Head Cap Screw, 3/8"-16 x 1"
	G10229	-	Lock Washer, 3/8"
26.	GD16539	1	Plate
27.	GD16540	1	Lower Plate
28.	GD11394-23	1	Hex Shaft, 7/8" x 23" (2 Holes)
29.	GA5106	1	Sprocket, 17 Tooth
30.	GD11045	5	Lock Clamp
31.	G10130	5	Square Head Machine Bolt, 5/16"-18 x 1 3/4"
	G10923	5	Flange Nut, 5/16"-18, No Serration
32.	GA7154	2	Sprocket W/Bearing, 18 Tooth
33.	G10581	2	Hex Head Cap Screw, 1/2"-13 x 2 1/4"
	GD4887-10	2	Sleeve
	G10216	3	Washer, 1/2" USS
	G10111	2	Lock Nut, 1/2"-13
34.	GD16705	1	Hex Shaft
35.	GD16706	1	Shaft
36.	GA5108	1	Sprocket, 23 Tooth
37.	GD17002	2	Hex Shaft, 7/8" x 8 1/2"
38.	GA11375	1	Sensor Wheel
39.	G10602	1	Spring Pin, 1/4" x 1 1/2"
40.	GD2962	1	Spring
41.	GB0283	1	Coupler
42.	GD11395	2	Bushing, 1/2"
43.	G10880	1	Hex Head Cap Screw, 1/4"-20 x 2 1/4"
	G10110	1	Lock Nut, 1/4"-20, Grade B
44.	G10464	2	Cotter Pin, 3/16" x 1"
45.	GD1256	2	Spring
46.	GA0378	1	Block And Hub Assembly
47.	GD1255	2	L-Pin
48.	GA5165	1	Sprocket, 30 Tooth
49.	G10430	1	External Retaining Ring, 1 1/4"
50.	G3310-112	1	Chain, No. 40, 112 Pitch Including Connector Link
	GR0912	-	Connector Link, No. 40
51.	GA11515	1	Guard, L.H.
	GA11513	-	Guard, R.H. (Shown)
52.	GD16535	1	Sensor Mount
53.	GD14257	2	Nut, M12 x 1"
54.	G10305	2	Carriage Bolt, 3/8"-16 x 1"
	G10622	2	Serrated Flange Nut, 3/8"-16
55.		-	Proximity Sensor, See "Electrical Components (SDS Control Console)" On Pages P130 And P131
56.	G10002	4	Hex Head Cap Screw, 3/8"-16 x 3/4"
	G10108	4	Lock Nut, 3/8"-16
57.	GA11393	1	Coupler
A.	GA5164	-	Ratchet/Sprocket Assembly, L.H. Hopper (Items 44-49)
	GA9843	-	Ratchet/Sprocket Assembly, R.H. Hopper (Items 44-49)

WING AUGER ASSEMBLIES, 24 ROW 30" (SDS Planters)

(FWD99a)



WING AUGER ASSEMBLIES, 24 ROW 30" (SDS Planters)

ITEM	PART NO.	QTY.	DESCRIPTION
1.	GA11539	2	Link
2.	G10183	4	Hex Socket Head Set Screw, $\frac{5}{16}$ "-18 x $\frac{3}{8}$ "
3.	GA11538	2	Lid
4.	GD16983	4	Spring
5.	G10880	-	Hex Head Cap Screw, $\frac{1}{4}$ "-20 x 2 $\frac{1}{4}$ "
	G10110	-	Lock Nut, $\frac{1}{4}$ "-20, Grade B
6.	GA11540	2	Link Mount
7.	GA11541	2	Plate
8.	G10305	-	Carriage Bolt, $\frac{3}{8}$ "-16 x 1"
	G10622	-	Serrated Flange Nut, $\frac{3}{8}$ "-16
9.	G11197	6	Slotted Flat Head Machine Screw, $\frac{5}{16}$ "-18 x 3 $\frac{1}{2}$ "
	GD16634	12	Sleeve
	GD16982	6	Spring
	G11182	6	Lock Nut, $\frac{5}{16}$ "-18
10.	G10309	8	Carriage Bolt, $\frac{1}{4}$ "-20 x $\frac{5}{8}$ ", Grade 2
	G10621	8	Serrated Flange Nut, $\frac{1}{4}$ "-20
11.	GA11555	1	Transfer Chute, L.H.
	GA11556	-	Transfer Chute, R.H.
12.	G11205	8	Hex Socket Head Cap Screw, No. 10-32 x 2"
	G10243	8	Washer, No. 10 SAE
	G11206	8	Lock Nut, No. 10-32
13.		-	Limit Switch, See "Electrical Components (SDS Control Console), Pages P130 And P131
14.	G10019	8	Hex Head Cap Screw, $\frac{5}{16}$ "-18 x 1"
	G10620	8	Serrated Flange Nut, $\frac{5}{16}$ "-18
15.	GA11548	2	Mount
16.	GD16672	2	Plate
17.	G10001	6	Hex Head Cap Screw, $\frac{3}{8}$ "-16 x 1"
	G10622	6	Serrated Flange Nut, $\frac{3}{8}$ "-16
18.	GA11531	4	Mount
19.	GD16320	4	U-Bolt, 8" x 8" x $\frac{5}{8}$ "-11
	G10230	4	Lock Washer, $\frac{5}{8}$ "
	G10104	4	Hex Nut, $\frac{5}{8}$ "-11
20.	G10305	8	Carriage Bolt, $\frac{3}{8}$ "-16 x 1"
	G10622	8	Serrated Flange Nut, $\frac{3}{8}$ "-16
21.	GA11563	1	Outer Auger Tube, L.H.
	GA11562	-	Outer Auger Tube, R.H.
22.	GA11629	1	Auger Assembly, L.H. (Shown)
	GA11628	-	Auger Assembly, R.H.
	G10403	-	Hex Head Cap Screw, $\frac{1}{4}$ "-20 x 2 $\frac{1}{2}$ "
	G10110	-	Lock Nut, $\frac{1}{4}$ "-20, Grade B
	GD16674	-	Spacer
	GD16401	-	Auger Section, L.H.
	GD16400	-	Auger Section, R.H.
	GA11581	-	Hex Tube, 64"
23.	GD16675	2	Pad
24.	G11180	2	Hex Head Cap Screw, $\frac{1}{4}$ "-20 x 1"
	G10110	2	Lock Nut, $\frac{1}{4}$ "-20, Grade B
25.	GA11580	2	Shaft
26.	G10602	2	Spring Pin, $\frac{1}{4}$ " x 1 $\frac{1}{2}$ "

(Continued On Following Page)

WING AUGER ASSEMBLIES, 24 ROW 30" (SDS Planters)

ITEM	PART NO.	QTY.	DESCRIPTION
27.	G10880	4	Hex Head Cap Screw, 1/4"-20 x 2 1/4"
	GD11395	8	Bushing, 1/2"
	G10110	4	Lock Nut, 1/4"-20, Grade B
28.	G3400-01	4	Flangette
29.	G2100-03	2	Bearing, 7/8" Hex Bore, Spherical
30.	GB0283	2	Coupler
31.	G10043	6	Hex Head Cap Screw, 5/16"-18 x 3/4"
	G10232	6	Lock Washer, 5/16"
32.	GA11705	1	Inner Auger Tube, L.H. (Shown)
	GA11706	-	Inner Auger Tube, R.H.
33.	GD16556	2	Pivot Tube
34.	G10055	8	Hex Head Cap Screw, 5/8"-11 x 1 1/4"
	GD7805	8	Special Washer, 5/8", Hardened
	GB0218	8	Bushing, 2 1/32" I.D. x 7/8" O.D. x 1 9/32" Long
35.	GD16788	8	Hose Keeper
36.	GD16913	4	Hose, 5"
37.	GA11551	1	Auger Tube, L.H. (Shown)
	GA11552	-	Auger Tube, R.H.
38.	GA11575	4	U-Joint
39.	GA11631	1	Auger Assembly, L.H. (Shown)
	GA11630	-	Auger Assembly, R.H.
	G10403	-	Hex Head Cap Screw, 1/4"-20 x 2 1/2"
	G10110	-	Lock Nut, 1/4"-20, Grade B
	GD16401	-	Auger Section, L.H.
	GD16400	-	Auger Section, R.H.
	GD16385-04	-	Hex Tube, 97 1/4"
40.	GA11549	1	Auger Tube, L.H. (Shown)
	GA11550	-	Auger Tube, R.H.
41.	GD16631	2	Strap
42.	GA11518	2	Strap
43.	G10014	4	Hex Head Cap Screw, 1/2"-13 x 1"
	G10228	4	Lock Washer, 1/2"
44.	GA11517	4	Support
45.	GD7145	4	U-Bolt, 7" x 7" x 1/2"-13
	G10228	8	Lock Washer, 1/2"
	G10102	8	Hex Nut, 1/2"-13
46.	GA11633	1	Auger Assembly, L.H. (Shown)
	GA11632	-	Auger Assembly, R.H.
	G10403	-	Hex Head Cap Screw, 1/4"-20 x 2 1/2"
	G10110	-	Lock Nut, 1/4"-20, Grade B
	GD16401	-	Auger Section, L.H.
	GD16400	-	Auger Section, R.H.
	GA11582	-	Hex Tube, 125 7/8"
	GA11583	-	Hex Tube, 118 7/8"
47.	GA11778	2	Auger Stop
48.	GD14559	2	U-Bolt, 7" x 7" x 5/8"-11 (9" Long)
	G10230	4	Lock Washer, 5/8"
	G10102	4	Hex Nut, 5/8"-11
49.	G10064	4	Hex Head Cap Screw, 1/4"-20 x 1"
	G10110	4	Lock Nut, 1/4"-20, Grade B
50.	GD16466	1	Bracket, R.H. Side (Shown)
	GD16467	-	Bracket, L.H. Side

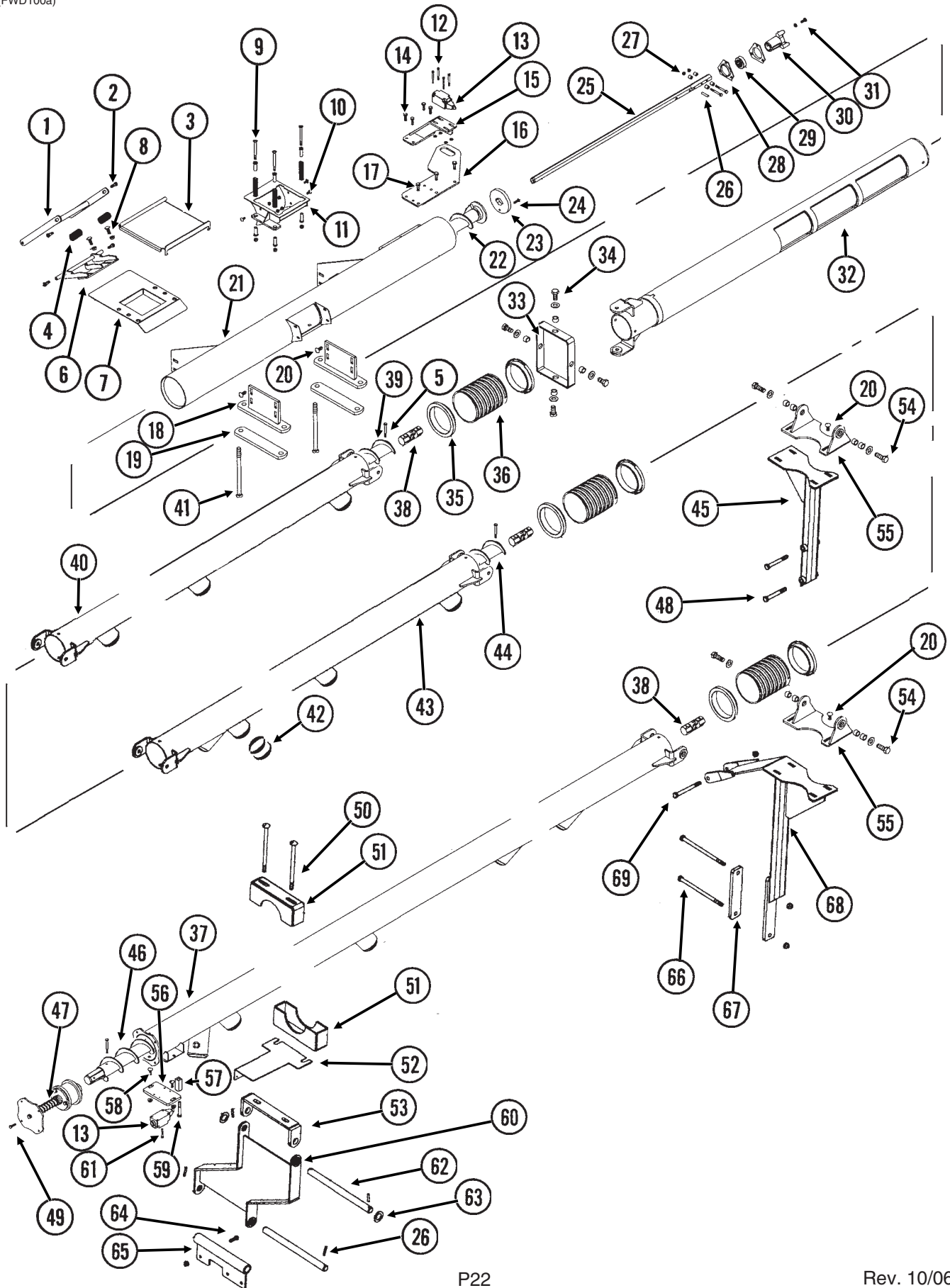
(Continued On Following Page)

WING AUGER ASSEMBLIES, 24 ROW 30" (SDS Planters)

ITEM	PART NO.	QTY.	DESCRIPTION
51.	G10005	4	Hex Head Cap Screw, $\frac{5}{8}$ "-11 x 1 $\frac{3}{4}$ "
	G10205	4	Washer, $\frac{5}{8}$ " SAE
	G10107	4	Lock Nut, $\frac{5}{8}$ "-11
52.	GD16602	2	Brace
53.	GD16601	2	Brace
54.	G10008	4	Hex Head Cap Screw, $\frac{5}{8}$ "-11 x 2"
	GD3180-29	4	Sleeve, $\frac{7}{8}$ " O.D. x $\frac{5}{8}$ " I.D. x 1 $\frac{5}{16}$ "
55.	GA11684	2	Pivot Mount
56.	GD16680	2	Mount
57.	GD16701	2	Arm, $\frac{3}{4}$ " x $\frac{3}{4}$ " x 2"
58.	G10303	2	Carriage Bolt, $\frac{5}{16}$ "-18 x 1"
	G10620	2	Serrated Flange Nut, $\frac{5}{16}$ "-18
59.	G10049	2	Hex Head Cap Screw, $\frac{3}{8}$ "-16 x 2 $\frac{1}{2}$ "
	G10229	2	Lock Washer, $\frac{3}{8}$ "
60.	G10005	4	Hex Head Cap Screw, $\frac{5}{8}$ "-11 x 1 $\frac{3}{4}$ "
	G10107	4	Lock Nut, $\frac{5}{8}$ "-11
61.	G11167	4	Hex Socket Head Cap Screw, No. 10-32 x 1 $\frac{1}{2}$ ", Grade 8

WING AUGER ASSEMBLIES, 32 ROW 30" AND 36 ROW 30" (SDS Planters)

(FWD100a)



WING AUGER ASSEMBLIES, 32 ROW 30" AND 36 ROW 30" (SDS Planters)

ITEM	PART NO.	QTY.	DESCRIPTION
1.	GA11539	2	Link
2.	G10183	4	Hex Socket Head Set Screw, $\frac{5}{16}$ "-18 x $\frac{3}{8}$ "
3.	GA11538	2	Lid
4.	GD16983	4	Spring
5.	G10880	-	Hex Head Cap Screw, $\frac{1}{4}$ "-20 x 2 $\frac{1}{4}$ "
	G10110	-	Lock Nut, $\frac{1}{4}$ "-20, Grade B
6.	GA11540	2	Link Mount
7.	GA11541	2	Plate
8.	G10305	-	Carriage Bolt, $\frac{3}{8}$ "-16 x 1"
	G10622	-	Serrated Flange Nut, $\frac{3}{8}$ "-16
9.	G11197	6	Slotted Flat Head Machine Screw, $\frac{5}{16}$ "-18 x 3 $\frac{1}{2}$ "
	GD16634	12	Sleeve
	GD16982	6	Spring
	G11182	6	Lock Nut, $\frac{5}{16}$ "-18
10.	G10309	8	Carriage Bolt, $\frac{1}{4}$ "-20 x $\frac{5}{8}$ ", Grade 2
	G10621	8	Serrated Flange Nut, $\frac{1}{4}$ "-20
11.	GA11555	1	Transfer Chute, L.H.
	GA11556	-	Transfer Chute, R.H.
12.	G11205	8	Hex Socket Head Cap Screw, No. 10-32 x 2"
	G10243	8	Washer, No. 10 SAE
	G11206	8	Lock Nut, No. 10-32
13.		-	Limit Switch, See "Electrical Components (SDS Control Console), Pages P130 And P131
14.	G10019	8	Hex Head Cap Screw, $\frac{5}{16}$ "-18 x 1"
	G10620	8	Serrated Flange Nut, $\frac{5}{16}$ "-18
15.	GA11548	2	Mount
16.	GD16672	2	Plate
17.	G10001	6	Hex Head Cap Screw, $\frac{3}{8}$ "-16 x 1"
	G10622	6	Serrated Flange Nut, $\frac{3}{8}$ "-16
18.	GA11532	4	Mount
19.	GD16620	4	Plate
20.	G10305	8	Carriage Bolt, $\frac{3}{8}$ "-16 x 1"
	G10622	8	Serrated Flange Nut, $\frac{3}{8}$ "-16
21.	GA11563	1	Outer Auger Tube, L.H.
	GA11562	-	Outer Auger Tube, R.H.
22.	GA11629	1	Auger Assembly, L.H. (Shown)
	GA11628	-	Auger Assembly, R.H.
	G10403	-	Hex Head Cap Screw, $\frac{1}{4}$ "-20 x 2 $\frac{1}{2}$ "
	G10110	-	Lock Nut, $\frac{1}{4}$ "-20, Grade B
	GD16674	-	Spacer
	GD16401	-	Auger Section, L.H.
	GD16400	-	Auger Section, R.H.
	GA11581	-	Hex Tube, 64"
23.	GD16675	2	Pad
24.	G11180	2	Hex Head Cap Screw, $\frac{1}{4}$ "-20 x 1"
	G10110	2	Lock Nut, $\frac{1}{4}$ "-20, Grade B
25.	GA11580	2	Shaft
26.	G10602	2	Spring Pin, $\frac{1}{4}$ " x 1 $\frac{1}{2}$ "

(Continued On Following Page)

WING AUGER ASSEMBLIES, 32 ROW 30" AND 36 ROW 30" (SDS Planters)

ITEM	PART NO.	QTY.	DESCRIPTION
27.	G10880	4	Hex Head Cap Screw, 1/4"-20 x 2 1/4"
	GD11395	8	Bushing, 1/2"
	G10110	4	Lock Nut, 1/4"-20, Grade B
28.	G3400-01	4	Flangette
29.	G2100-03	2	Bearing, 7/8" Hex Bore, Spherical
30.	GB0283	2	Coupler
31.	G10043	6	Hex Head Cap Screw, 5/16"-18 x 3/4"
	G10232	6	Lock Washer, 5/16"
32.	GA11705	1	Inner Auger Tube, L.H. (Shown)
	GA11706	-	Inner Auger Tube, R.H.
33.	GD16556	2	Pivot Tube
34.	G10055	8	Hex Head Cap Screw, 5/8"-11 x 1 1/4"
	GD7805	8	Special Washer, 5/8", Hardened
	GB0218	8	Bushing, 21/32" I.D. x 7/8" O.D. x 19/32" Long
35.	GD16788	8	Hose Keeper
36.	GD16913	4	Hose, 5"
37.	GA11713	1	Auger Tube, L.H., 32 Row 30" (Shown)
	GA11712	-	Auger Tube, R.H., 32 Row 30"
	GA11715	1	Auger Tube, L.H., 36 Row 30" (Shown)
	GA11714	-	Auger Tube, R.H., 36 Row 30"
38.	GA11575	4	U-Joint
39.	GA11723	1	Auger Assembly, L.H. (Shown)
	GA11724	-	Auger Assembly, R.H.
	G10403	-	Hex Head Cap Screw, 1/4"-20 x 2 1/2"
	G10110	-	Lock Nut, 1/4"-20, Grade B
	GD16401	-	Auger Section, L.H.
	GD16400	-	Auger Section, R.H.
	GD16385-07	-	Hex Tube, 67 1/4"
	40.	GA11709	1
	GA11708	-	Auger Tube, R.H.
41.	G10046	8	Hex Head Cap Screw, 5/8"-11 x 5"
	G10230	8	Lock Washer, 5/8"
	G10104	8	Hex Nut, 5/8"-11
42.	G11000	-	Cap, 3"
43.	GA11711	1	Auger Tube, L.H. (Shown)
	GA11710	-	Auger Tube, R.H.
44.	GA11721	1	Auger Assembly, L.H. (Shown)
	GA11722	-	Auger Assembly, R.H.
	G10403	-	Hex Head Cap Screw, 1/4"-20 x 2 1/2"
	G10110	-	Lock Nut, 1/4"-20, Grade B
	GD16401	-	Auger Section, L.H.
	GD16400	-	Auger Section, R.H.
	GD16385-08	-	Hex Tube, 112"
	45.	GA11729	2

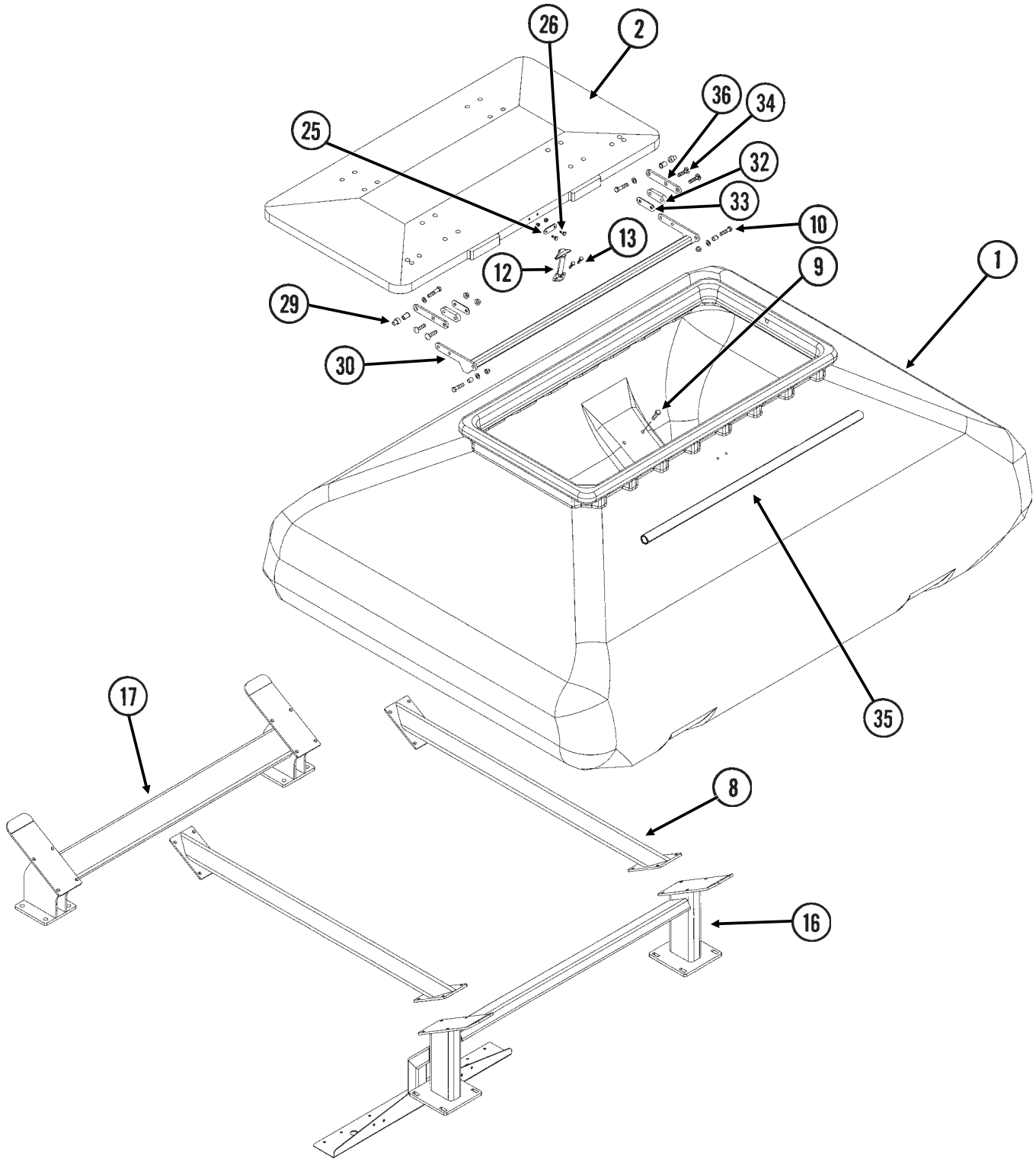
(Continued On Following Page)

WING AUGER ASSEMBLIES, 32 ROW 30" AND 36 ROW 30" (SDS Planters)

ITEM	PART NO.	QTY.	DESCRIPTION
46.	GA11719	1	Auger Assembly, L.H., 32 Row 30" (Shown)
	GA11720	-	Auger Assembly, R.H., 32 Row 30"
	GA11717	1	Auger Assembly, L.H., 36 Row 30" (Shown)
	GA11718	-	Auger Assembly, R.H., 36 Row 30"
	G10403	-	Hex Head Cap Screw, 1/4"-20 x 2 1/2"
	G10110	-	Lock Nut, 1/4"-20, Grade B
	GD16401	-	Auger Section, L.H.
	GD16400	-	Auger Section, R.H.
	GA11725	-	Hex Tube, 155 3/8", 32 Row 30"
	GA11726	-	Hex Tube, 162 3/8", 32 Row 30"
	GA11728	-	Hex Tube, 222 3/8", 36 Row 30"
	GA11727	-	Hex Tube, 215 3/8", 36 Row 30"
47.	GA11778	2	Auger Stop
48.	G10035	4	Hex Head Cap Screw, 1/2"-13 x 4"
	G10111	4	Lock Nut, 1/2"-13
49.	G10064	8	Hex Head Cap Screw, 1/4"-20 x 1"
	G10110	8	Lock Nut, 1/4"-20, Grade B
50.	G11207	8	Carriage Bolt, 1/2"-13 x 8 1/2"
	G10216	8	Washer, 1/2" USS
	G10111	8	Lock Nut, 1/2"-13
51.	GA11733	4	Clamp
52.	GD16972	1	Mount, L.H. Only
53.	GA11731	2	Support
54.	G10008	4	Hex Head Cap Screw, 5/8"-11 x 2"
	GD3180-29	4	Sleeve, 7/8" O.D. x 5/8" I.D. x 1 5/16"
55.	GA11684	2	Pivot Mount
56.	GD16680	2	Mount
57.	GD16701	2	Arm, 3/4" x 3/4" x 2"
58.	G10303	2	Carriage Bolt, 5/16"-18 x 1"
	G10620	2	Serrated Flange Nut, 5/16"-18
59.	G10049	2	Hex Head Cap Screw, 3/8"-16 x 2 1/2"
	G10229	2	Lock Washer, 3/8"
60.	GA11732	2	Support
61.	G11167	4	Hex Socket Head Cap Screw, No. 10-32 x 1 1/2", Grade 8
62.	GD16973	4	Pin, 1" x 13 1/2"
63.	G10082	8	Washer, 1" SAE
64.	G10004	-	Hex Head Cap Screw, 3/8"-16 x 1 1/4"
	G10622	-	Serrated Flange Nut, 3/8"-16
65.	GA11730	2	Support
66.	G10909	4	Hex Head Cap Screw, 1/2"-13 x 9"
	G10111	4	Lock Nut, 1/2"-13
67.	GD16957	2	Bracket
68.	GA11716	2	Hook Plate Mount
69.	G10348	2	Hex Head Cap Screw, 1/2"-13 x 5"
	G10111	2	Lock Nut, 1/2"-13

BULK SEED HOPPER ASSEMBLY (SDS Planters)

(FWD93a)

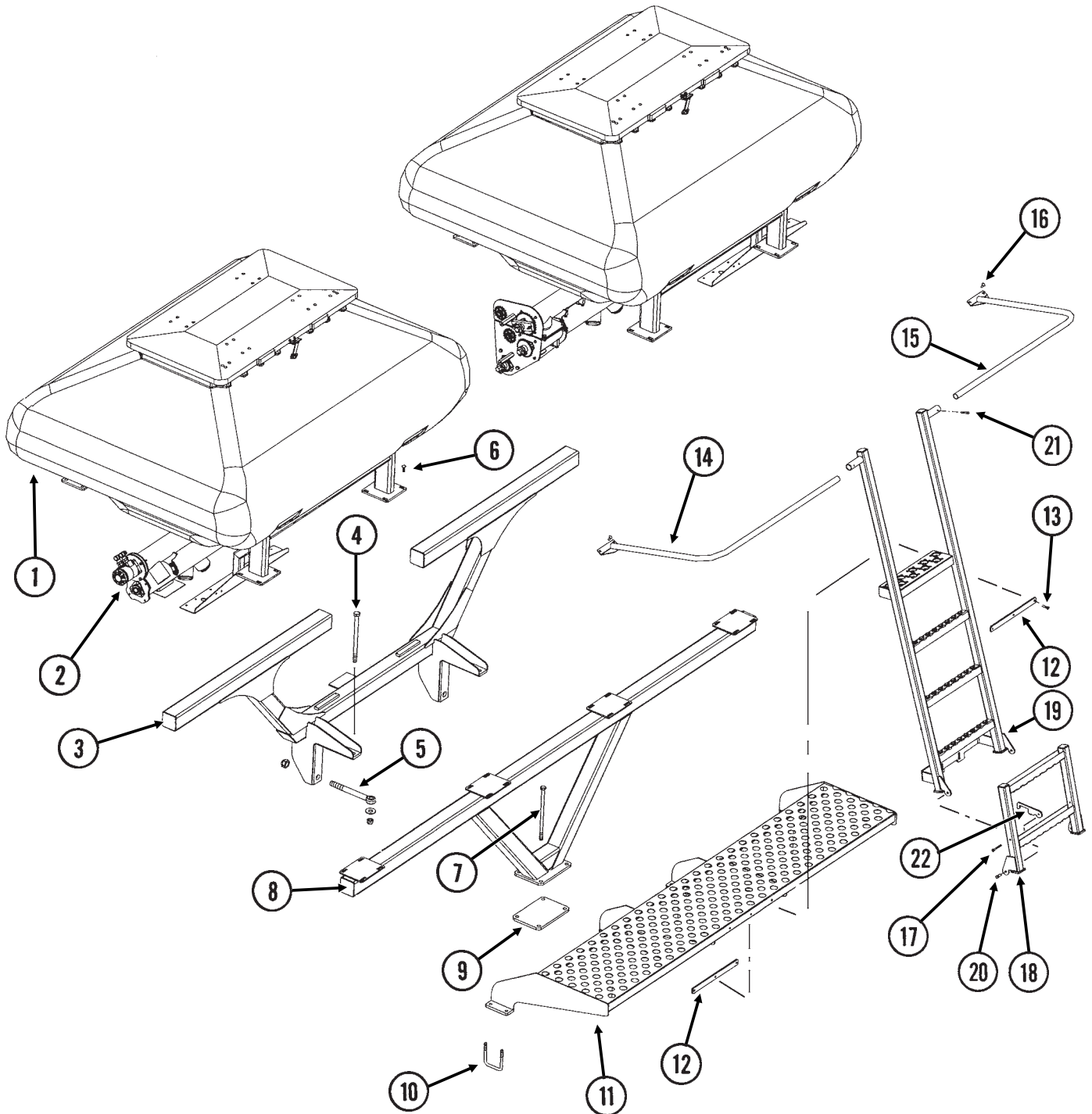


BULK SEED HOPPER ASSEMBLY (SDS Planters)

ITEM	PART NO.	QTY.	DESCRIPTION
		(Per Assy.)	
1.	GD17308	1	Hopper, R.H.
	GD17309	-	Hopper, L.H.
2.	GA11579	1	Lid
8.	GA11381	2	Hopper Stiffener
9.	G10003	16	Hex Head Cap Screw, 3/8"-16 x 1 1/2"
	G10203	16	Washer, 3/8" SAE
	G10108	16	Lock Nut, 3/8"-16
10.	G10003	2	Hex Head Cap Screw, 3/8"-16 x 1 1/2"
	GD11963-03	2	Tube, 1/2" O.D. x 25/64" I.D. x 9/16"
	G10203	2	Washer, 3/8" SAE
	G10108	2	Lock Nut, 3/8"-16
12.	GA11635	1	Latch Cover
13.	G10064	2	Hex Head Cap Screw, 1/4"-20 x 1"
	G10211	2	Washer, 1/4" SAE
	G10110	2	Lock Nut, 1/4"-20, Grade B
16.	GA11617	1	Rear Mount, L.H.
	GA11616	-	Rear Mount, R.H.
17.	GA11615	1	Front Mount
25.	GD16979	1	Latch
26.	G10020	2	Hex Head Cap Screw, 1/4"-20 x 5/8"
	G10110	2	Lock Nut, 1/4"-20, Grade B
29.	G10047	2	Hex Head Cap Screw, 3/8"-16 x 1 3/4"
	G10203	2	Washer, 3/8" SAE
	GD16694	2	Bushing
	G11226	2	Tee Nut, 3/8"-16
30.	GA11587	1	Hinge
36.	GD16692	2	Bar
32.	GD16693	2	Spacer
33.	GD16691	2	Shim
34.	G10301	4	Carriage Bolt, 3/8"-16 x 1 1/2"
	G10622	4	Serrated Flange Nut, 3/8"-16
35.	GD13575-05	2	Tube, 1" x 43"

BULK SEED HOPPER CATWALK (SDS Planters)

(FWD97)

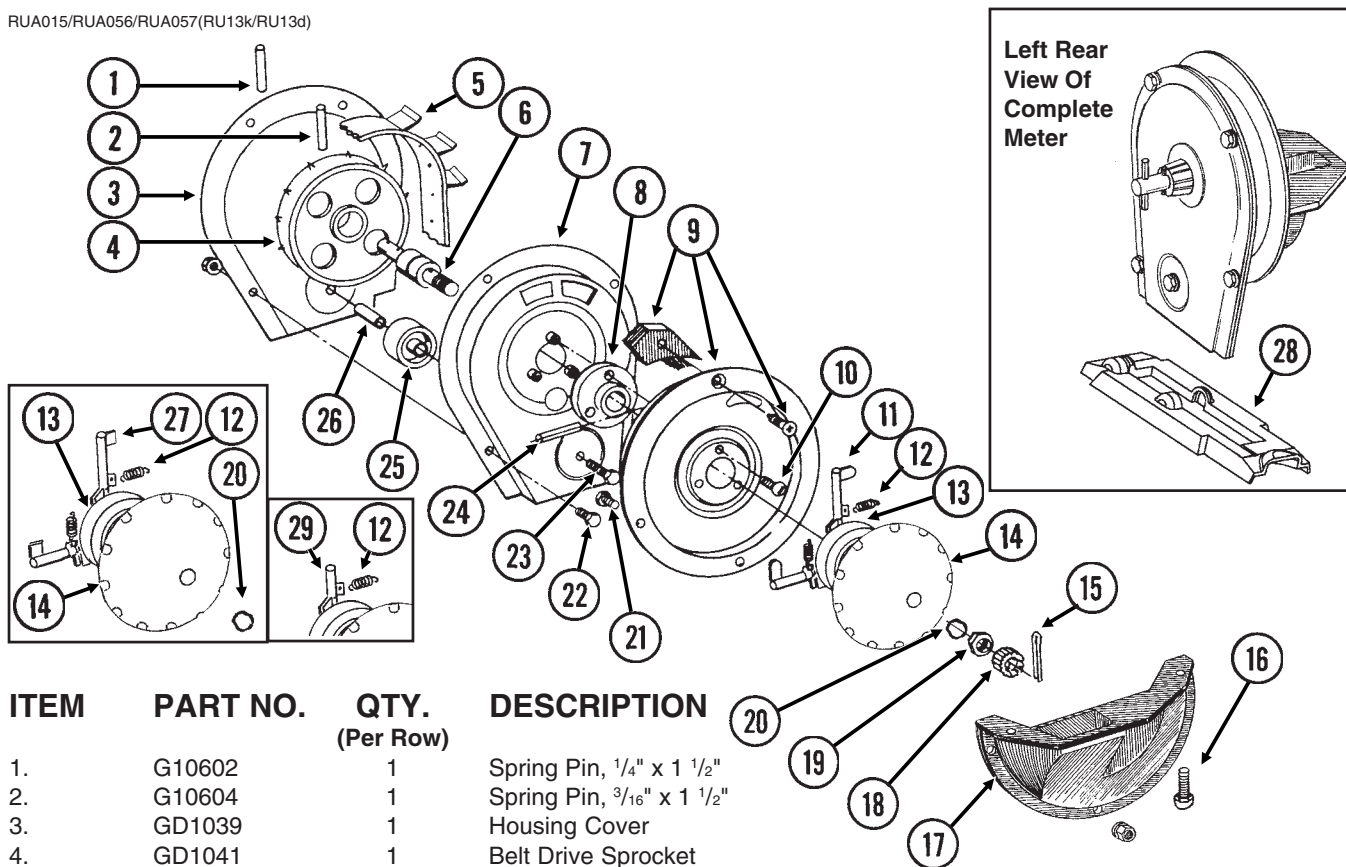


BULK SEED HOPPER CATWALK (SDS Planters)

ITEM	PART NO.	QTY.	DESCRIPTION
1.		-	See "Bulk Seed Hopper Assembly (SDS Planters)", Pages P26 And P27
2.		-	See "Center Auger Assemblies (SDS Planters)", Pages P16 And P17
3.	GA11355	1	Hopper Mount, Front, 24 Row 30"
	GA11536	-	Hopper Mount, Front, 32 Row 30" And 36 Row 30"
4.	G10541	1	Hex Head Cap Screw, 3/4"-10 x 11"
	G10218	1	Washer, 3/4" USS
	G10112	1	Lock Nut, 3/4"-10
5.	GD15283	1	Eye Bolt, 1"-14 x 10"
	G11108	1	Lock Nut, 1"-14
6.	G10599	4	Carriage Bolt, 3/8"-16 x 1 1/4", 24 Row 30"
	G10301	-	Carriage Bolt, 3/8"-16 x 1 1/2", 32 Row 30" And 36 Row 30"
	G10622	4	Serrated Flange Nut, 3/8"-16
7.	G11122	4	Hex Head Cap Screw, 5/8"-11 x 12", 24 Row 30"
	GA11775	-	Special Bolt, 5/8"-11 x 18 1/2", 32 Row 30" And 36 Row 30"
	G10205	4	Washer, 5/8" SAE
	G10107	4	Lock Nut, 5/8"-11
8.	GA11356	1	Hopper Mount, Rear, 24 Row 30"
	GA11537	-	Hopper Mount, Rear, 32 Row 30" And 36 Row 30"
9.	GD16530	1	Plate
10.	GD16356	4	U-Bolt, 3 1/2" x 3 1/2" x 1/2"-13
	G10228	8	Lock Washer, 1/2"
	G10102	8	Hex Nut, 1/2"-13
11.	GA11638	1	Catwalk
12.	GD16778	2	Bracket
13.	G10171	3	Hex Head Cap Screw, 5/16"-18 x 1 1/4"
	G10109	3	Lock Nut, 5/16"-18, Grade 8
14.	GA11639	1	Railing, L.H.
15.	GA11640	1	Railing, R.H.
16.	G10303	4	Carriage Bolt, 5/16"-18 x 1"
	G10219	4	Washer, 5/16" USS
	G10109	4	Lock Nut, 5/16"-18, Grade 8
17.	G10403	1	Hex Head Cap Screw, 1/4"-20 x 2 1/2"
	G10110	1	Lock Nut, 1/4"-20, Grade B
18.	GA11637	1	Lower Ladder
19.	GA11636	1	Ladder
20.	G10001	2	Hex Head Cap Screw, 3/8"-16 x 1"
	G10108	2	Lock Nut, 3/8"-16
21.	G10040	2	Hex Head Cap Screw, 1/4"-20 x 1 3/4"
	G10110	2	Lock Nut, 1/4"-20, Grade B
22.	GD16779	1	Hook

FINGER PICKUP SEED METER

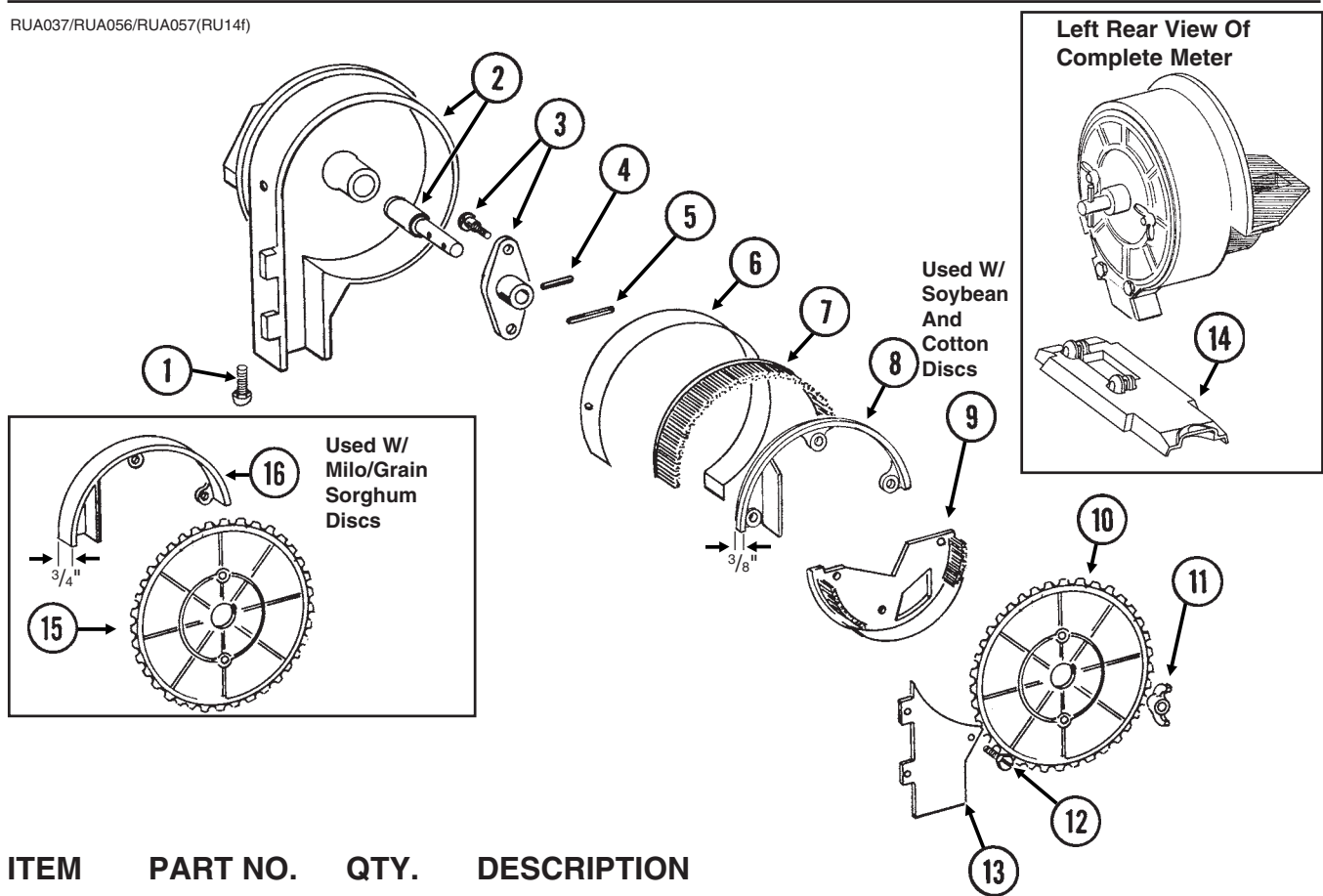
RUA015/RUA056/RUA057(RU13k/RU13d)



ITEM	PART NO.	QTY. (Per Row)	DESCRIPTION
1.	G10602	1	Spring Pin, 1/4" x 1 1/2"
2.	G10604	1	Spring Pin, 3/16" x 1 1/2"
3.	GD1039	1	Housing Cover
4.	GD1041	1	Belt Drive Sprocket
5.	GD11286	1	Seed Belt
6.	GA2019	1	Bearing
7.	GA2018	1	Conveyor Housing
8.	GB0110	1	Bearing Housing
9.	GR1569	1	Carrier Plate W/Brush And Screw
	GA2020	-	Brush
	G10690	-	Rolling Thread Screw, No. 10 x 3/4"
10.	G10401	3	Slotted Hex Washer Head Screw, No. 10-32 x 5/8"
11.	GD10733	12	Finger, Corn
12.	GD6501	12	Spring
13.	GB0111	1	Cam
14.	GD11528	1	Finger Holder
15.	G10470	1	Cotter Pin, 5/32" x 1"
16.	G11009	2	Locking Thumbscrew, 5/16"-18 x 3/4"
17.	GD11311	1	Seed Baffle
18.	GD1083	1	Cover Nut
19.	G10500	1	Jam Nut, 5/8"-18 UNF
20.	GA8343	1	Wave Washer, 5/8" (Triple Wave)
21.	G10020	3	Hex Head Cap Screw, 1/4"-20 x 5/8"
	G10323	3	Hex Flange Nut, 1/4"-20, No Serrations
22.	G10022	4	Hex Head Cap Screw, 1/4"-20 x 1/2"
	G10621	4	Serrated Flange Nut, 1/4"-20
23.	G10021	1	Hex Head Cap Screw, 1/4"-20 x 1 1/2"
	G10621	1	Serrated Flange Nut, 1/4"-20
24.	G10603	1	Spring Pin, 1/4" x 1 1/4"
25.	GD1042	1	Idler
26.	GB0120	1	Bushing, 17/64" I.D. x 1 1/32" Long
27.	GD10226	12	Finger, Oil Sunflower
28.	GD15698	1	Shank Cover, Finger Pickup Seed Meter
29.	GD11787	-	Half Rate Blank Finger
A.	GR1487	-	Finger Assembly, Corn (Items 11-14 And 20)
B.	GR1327	-	Finger Assembly, Oil Sunflower (Items 12-14, 20 And 27)

BRUSH-TYPE SEED METER

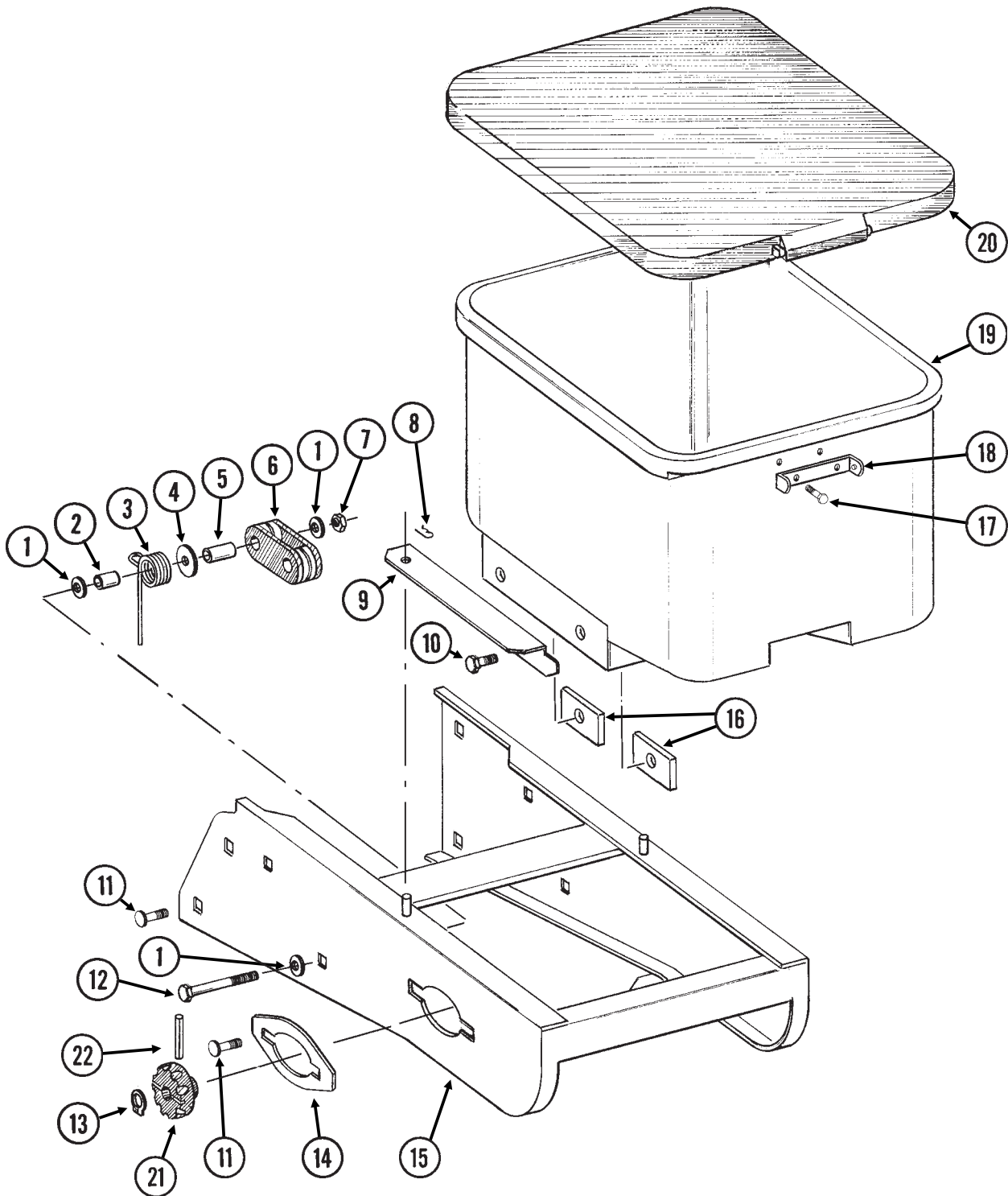
RUA037/RUA056/RUA057(RU14f)



ITEM	PART NO.	QTY. (Per Row)	DESCRIPTION
1.	G11009	2	Locking Thumbscrew, $\frac{5}{16}$ "-18 x $\frac{3}{4}$ "
2.	GA6027	1	Housing W/Bearing
	GA5698	-	Bearing
3.	GA6038	1	Hub W/Shoulder Bolts
	GD1755	-	Shoulder Bolt, $\frac{1}{4}$ "-20 (2 Used)
4.	G10603	1	Spring Pin, $\frac{1}{4}$ " x $1\frac{1}{4}$ "
5.	G10602	1	Spring Pin, $\frac{1}{4}$ " x $1\frac{1}{2}$ "
6.	GD8778	1	Wear Strip
7.	GA5699	1	Upper Brush
8.	GD11122	1	Upper Brush Retainer (Used W/Soybean And Cotton Discs)
9.	GA5834	1	Lower Brush
10.	GA5794	-	Seed Disc, Soybean, 60 Cell, Black Color-Coded
	GA6184	-	Seed Disc, Specialty Soybean, 48 Cell, Dark Blue Color-Coded
	GA5796	-	Seed Disc, Cotton, Acid-Delinted, 30 Cell, White Color-Coded
	GA6168	-	Seed Disc, Large Cotton, Acid-Delinted, 36 Cell, Tan Color-Coded
	GA6478	-	Seed Disc, High-Rate Cotton, Acid-Delinted, 48 Cell, Light Green Color-Coded
	GA6182	-	Seed Disc, Hill-Drop Cotton, Acid-Delinted, 12 Cell, Brown Color-Coded
	GA7255	-	Seed Disc, Small Hill-Drop Cotton, Acid-Delinted, 12 Cell, Dark Green Color-Coded
11.	G10531	2	Wing Nut W/Nylon Insert, $\frac{1}{4}$ "-20
12.	G11151	9	Hex Washer Head Screw, No. 10-24 x $\frac{1}{2}$ "
	G10634	-	Slotted Tap Screw, No. 10-24 x $\frac{5}{8}$ " (Use As Required)
13.	GD7878	1	Cover
14.	GD15699	1	Shank Cover, Brush-Type Seed Meter
15.	GA5982	-	Seed Disc, Small Milo/Grain Sorghum, 30 Cell, Red Color-Coded
	GA6187	-	Seed Disc, Large Milo/Grain Sorghum, 30 Cell, Light Blue Color-Coded
	GA5795	-	Seed Disc, High-Rate Small Milo/Grain Sorghum, 60 Cell, Red Color-Coded
	GA6633	-	Seed Disc, High-Rate Large Milo/Grain Sorghum, 60 Cell, Yellow Color-Coded
16.	GD8237	-	Upper Brush Retainer (Used W/Milo/Grain Sorghum Discs)

GRANULAR CHEMICAL HOPPER AND HOPPER PANEL EXTENSION

(METR14d)

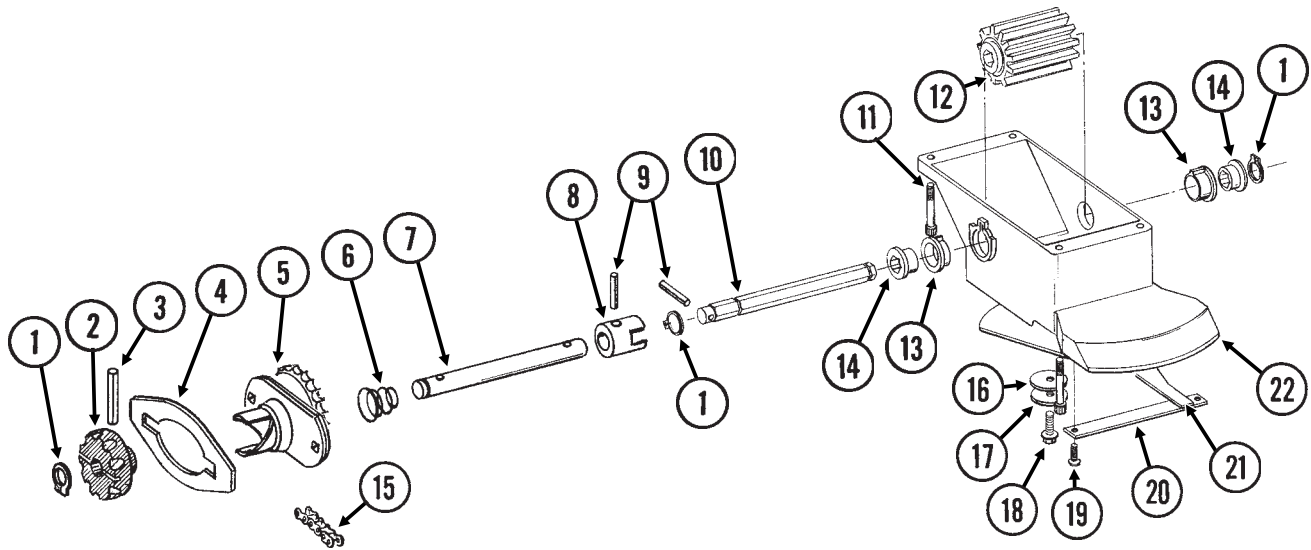


GRANULAR CHEMICAL HOPPER AND HOPPER PANEL EXTENSION

ITEM	PART NO.	QTY. (Per Row)	DESCRIPTION
1.	G10210	3	Washer, 3/8" USS
2.	GD2971-10	1	Sleeve, 9/16" Long
3.	GD11219	1	Spring
4.	G10201	1	Special Washer, 3/8" x 1 1/2" O.D.
5.	GD1026	1	Sleeve, 1 3/16" Long
6.	GD11962	1	Idler
7.	G10108	1	Lock Nut, 3/8"-16
8.	G10670	2	Hair Pin Clip, No. 3
9.	GD1059L	1	Support, L.H. (Shown)
	GD1059R	1	Support, R.H.
10.	G10002	4	Hex Head Cap Screw, 3/8"-16 x 3/4"
	G10229	4	Lock Washer, 3/8"
11.	G10312	8	Carriage Bolt, 5/16"-18 x 3/4"
	G10620	8	Serrated Flange Nut, 5/16"-18
12.	G10325	1	Hex Head Cap Screw, 3/8"-16 x 2 3/4"
13.	G10567	3	External Retaining Ring, 5/8"
14.	GD11305	1	Plate
15.	A10759	1	Hopper Panel Extension (Non-Stock Item) (Sub Wholegoods Order Code 700-01099)
16.	GD11424	4	Block
17.	G10023	2	Hex Head Cap Screw, 1/4"-20 x 3/4"
	G10621	2	Serrated Flange Nut, 1/4"-20
18.	GD1060	1	Hinge
19.	GA8371	1	Hopper
20.	GA4444	1	Lid
21.	GD11239	1	Knob
22.	G10602	1	Spring Pin, 1/4" x 1 1/2"

GRANULAR CHEMICAL METER AND METER DRIVE

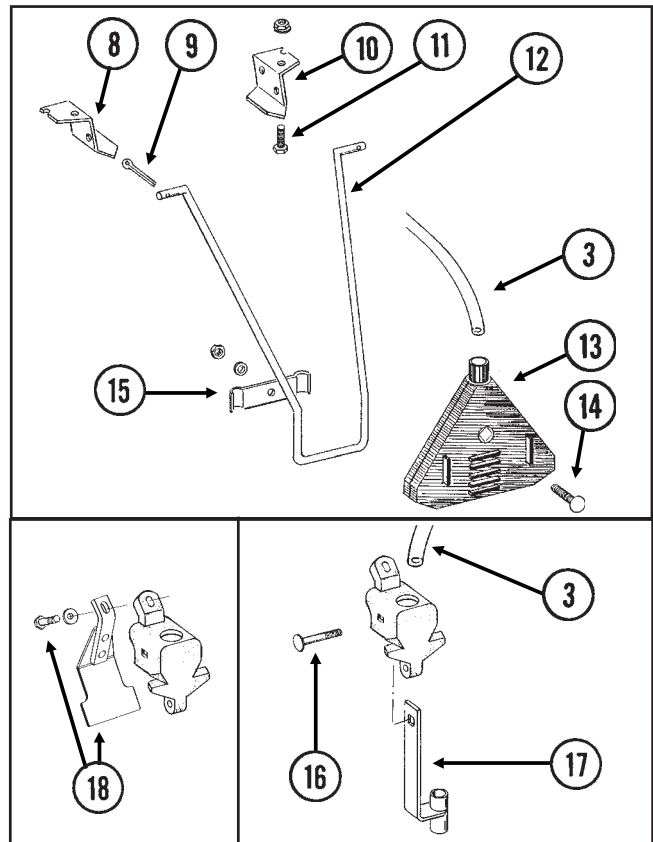
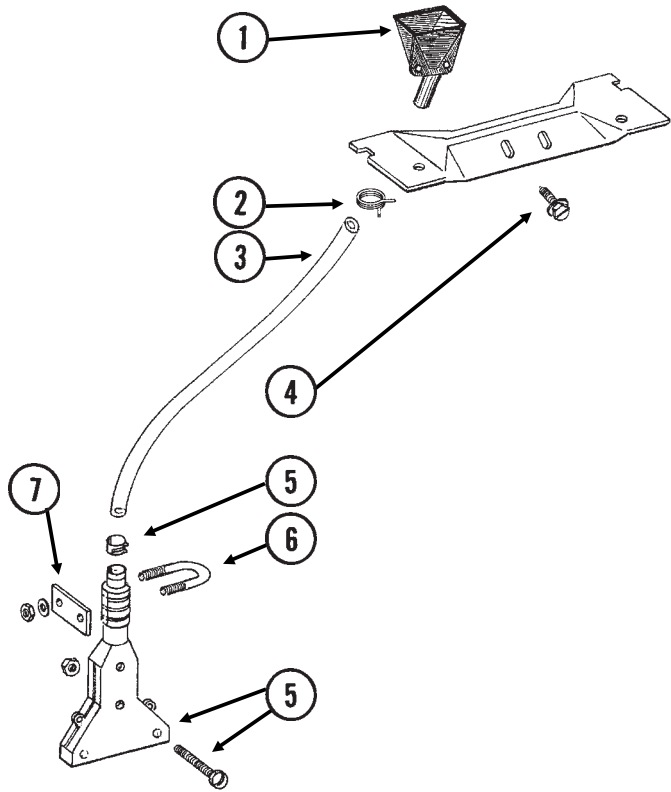
RUA051/RUB028(RU91a)



ITEM	PART NO.	QTY. (Per Row)	DESCRIPTION
1.	G10567	3	External Retaining Ring, $\frac{5}{8}$ "
2.	GD11239	1	Knob
3.	G10602	1	Spring Pin, $\frac{1}{4}$ " x $1 \frac{1}{2}$ "
4.		-	See "Granular Chemical Hopper And Hopper Panel Extension", Pages P32 And P33
5.	GA8364	1	Sprocket And Bearing, Drive Clutch, 24 Tooth
6.	GD11413	1	Spring
7.	GD11240	1	Shaft
8.	GB0278	1	Coupler
9.	G10546	2	Spring Pin, $\frac{3}{16}$ " x $1 \frac{1}{4}$ "
10.	GD11297	1	Shaft
11.	G10921	4	Hex Socket Head Cap Screw, No. 10-24 x $\frac{7}{8}$ "
	G10257	4	Lock Washer, No. 10
12.	GD7148	1	Feed Roller, Hex Bore
13.	GB0115	2	Bearing
14.	GD7258	2	Hex Bushing
15.	G3303-114	1	Chain, No. 41, 114 Pitch Including Connector Link
	GR0196	1	Connector Link, No. 41
16.	G10660	1	Wave Washer, $\frac{1}{2}$ "
17.	G10209	1	Washer, $\frac{1}{4}$ " USS
18.	G10570	1	Slotted Hex Self-Tapping Screw, $\frac{1}{4}$ "-20 x $\frac{3}{4}$ "
19.	G11073	2	Slotted Hex Self-Tapping Screw, No. 10 x $\frac{3}{8}$ "
20.	GD1061	1	Support Strap
21.	GD1063	1	Metering Gate
22.	GB0116	1	Granular Housing
A.	GA8326	-	Granular Chemical Meter Complete (Items 1, 9, 10, 12-14 And 16-22)

GRANULAR CHEMICAL BANDING OPTIONS

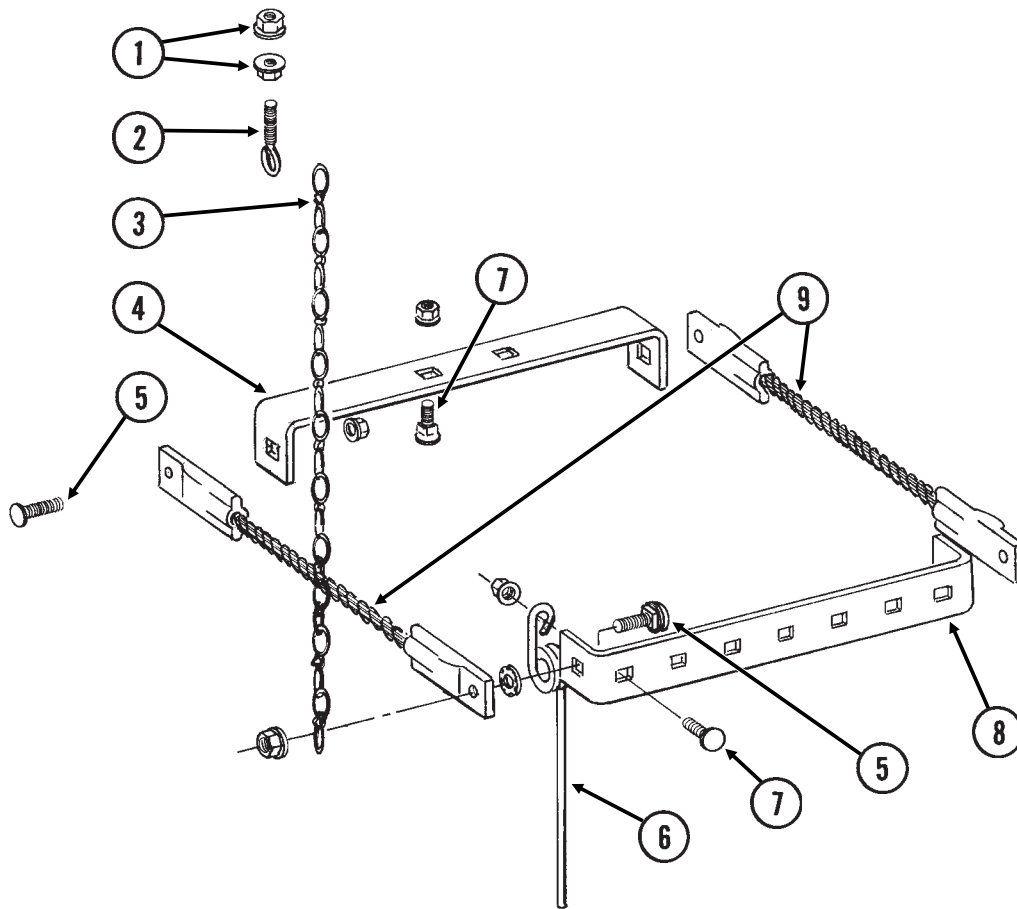
RUA061/RUA073(RU101mm/RU83m)



ITEM	PART NO.	QTY.	DESCRIPTION
1.	GD2423	1	Funnel
2.	G11209	1	Wire Hose Clamp, 3/4"
3.	GD2947	1	Hose, 7/16" x 28"
4.	G10523	2	Slotted Pan Head Self-Tapping Screw, No. 10 x 1/2"
5.	GA6907	1	Slope-Compensating Bander W/Hardware (4 1/2" Band Width)
	G10864	1	Uni-Clamp
	G10757	2	Pan Head Screw, No. 10-32 x 1 1/4"
	G10758	2	Hex Nut, No. 10-32
6.	GD10963	1	U-Bolt, 1 1/2" x 1 5/16" x 1/4"-20
	G10209	2	Washer, 1/4" USS
	G10110	2	Lock Nut, 1/4"-20, Grade B
7.	GD10984	1	Spacer
8.	GD1115L	-	Hanger Bracket, L.H.
9.	G10452	-	Cotter Pin, 1/8" x 1/2"
10.	GD1115R	-	Hanger Bracket, R.H.
11.	G10310	-	Carriage Bolt, 1/4"-20 x 3/4", Grade 2
	G10227	-	Lock Washer, 1/4"
	G10103	-	Hex Nut, 1/4"-20
12.	GD1116	-	Hanger
13.	GA2075	-	Diffuser, 14" Band
14.	G10306	-	Carriage Bolt, 3/8"-16 x 2"
	G10229	-	Lock Washer, 3/8"
	G10101	-	Hex Nut, 3/8"-16
15.	GD1118	-	Clamp
16.	G10315	1	Carriage Bolt, 1/2"-13 x 2 1/2" (Replaces Existing 1/2" x 2 1/4" Hardware)
17.	GA6741	1	Bracket (Straight Drop In-Furrow)
18.	G1K385	-	Bander Shield Kit W/Hardware And Instruction
	G10003	1	Hex Head Cap Screw, 3/8"-16 x 1 1/2"
	GD14659	1	Special Washer, 3/8", Hardened

SPRING TOOTH INCORPORATOR

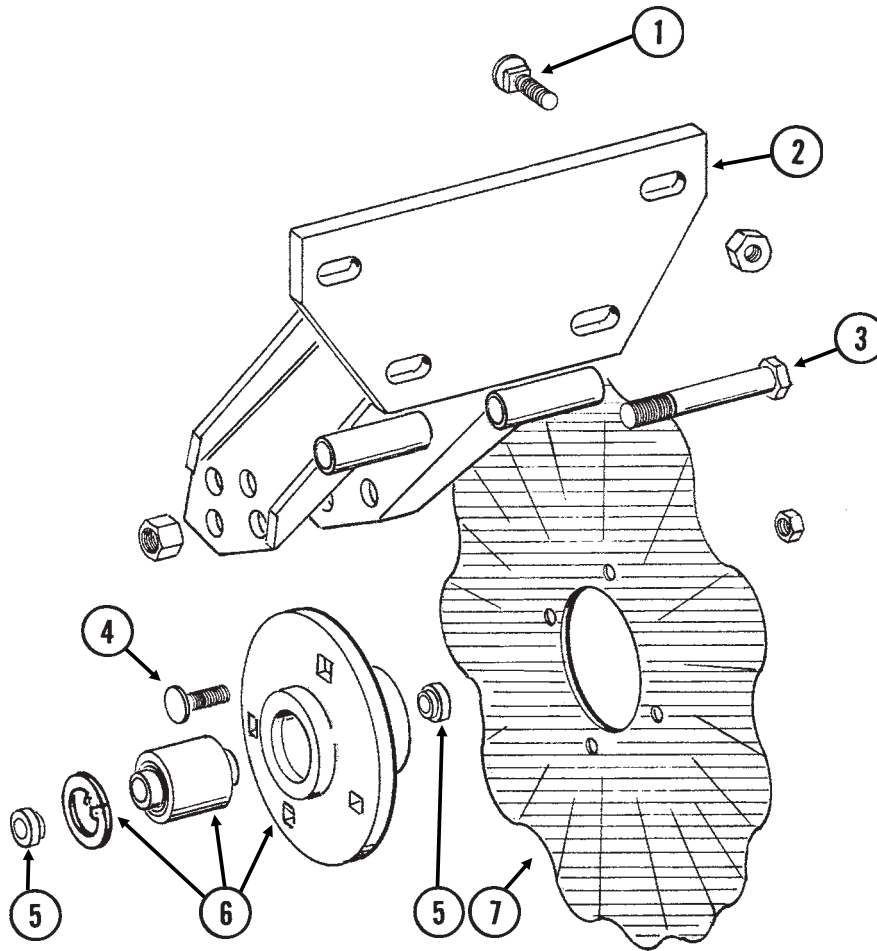
RUA055(RU95)



ITEM	PART NO.	QTY. (Per Row)	DESCRIPTION
1.	G10621	4	Serrated Flange Nut, 1/4"-20
2.	GD2460	2	Eyebolt, 1/4"-20
3.	G3305-01	4	Twin Loop Chain, 9 Links
4.	GD1143	1	Front Bracket
5.	G10305	4	Carriage Bolt, 3/8"-16 x 1"
	G10529	4	External Tooth Lock Washer, 3/8"
	G10622	4	Serrated Flange Nut, 3/8"-16
6.	GD1145	7	Spring Tooth
7.	G10308	9	Carriage Bolt, 3/8"-16 x 3/4"
	G10622	9	Serrated Flange Nut, 3/8"-16
8.	GD1144	1	Rear Bracket
9.	GA2094	2	Cable Assembly

ROW UNIT MOUNTED NO TILL COULTER

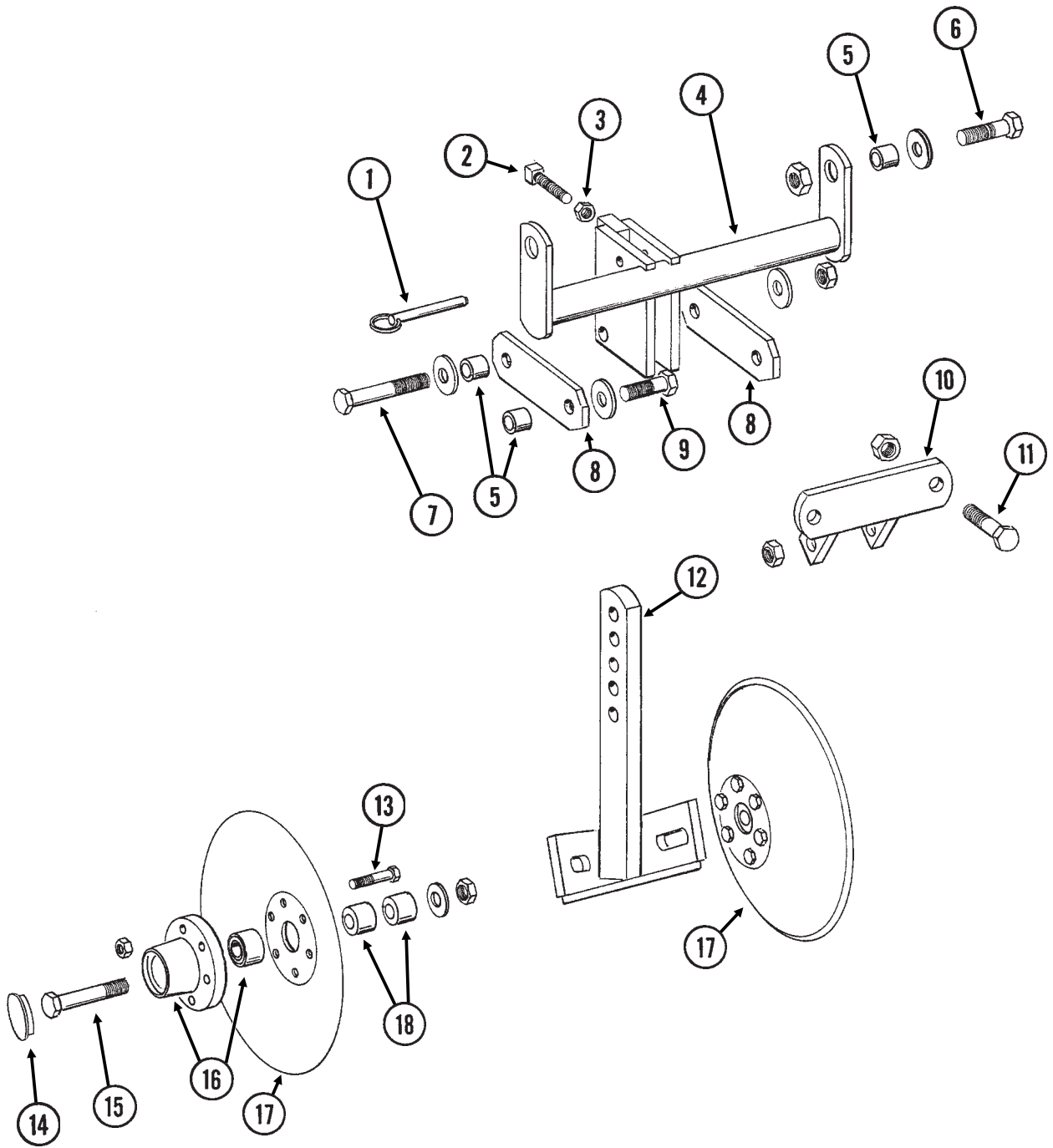
RUA061(RU102/RU102c)



ITEM	PART NO.	QTY.	DESCRIPTION
		(Per Row)	
1.	G10574	4	Carriage Bolt, 1/2"-13 x 1 1/4"
	G10111	4	Lock Nut, 1/2"-13
2.	GA5625	1	Arm
3.	G10036	1	Hex Head Cap Screw, 5/8"-11 x 4"
	G10107	1	Lock Nut, 5/8"-11
4.	G10574	4	Carriage Bolt, 1/2"-13 x 1 1/4"
	G10111	4	Lock Nut, 1/2"-13
5.	GD11677	2	Adapter
6.	GA8641	1	Hub W/Bearing And Retaining Ring
	GA8603	-	Bearing, Double Row
	GD11652	-	Retaining Ring, 2 7/16"
7.	GD7803	-	Disc Blade, Fluted, 1", 8 Flutes (Shown)
	GD7804	-	Disc Blade, Bubbled, 1"
	GD9254	-	Disc Blade, Fluted, 3/4", 13 Flutes

ROW UNIT MOUNTED DISC FURROWER

RUA059/RUA058(RU99/RU98g)

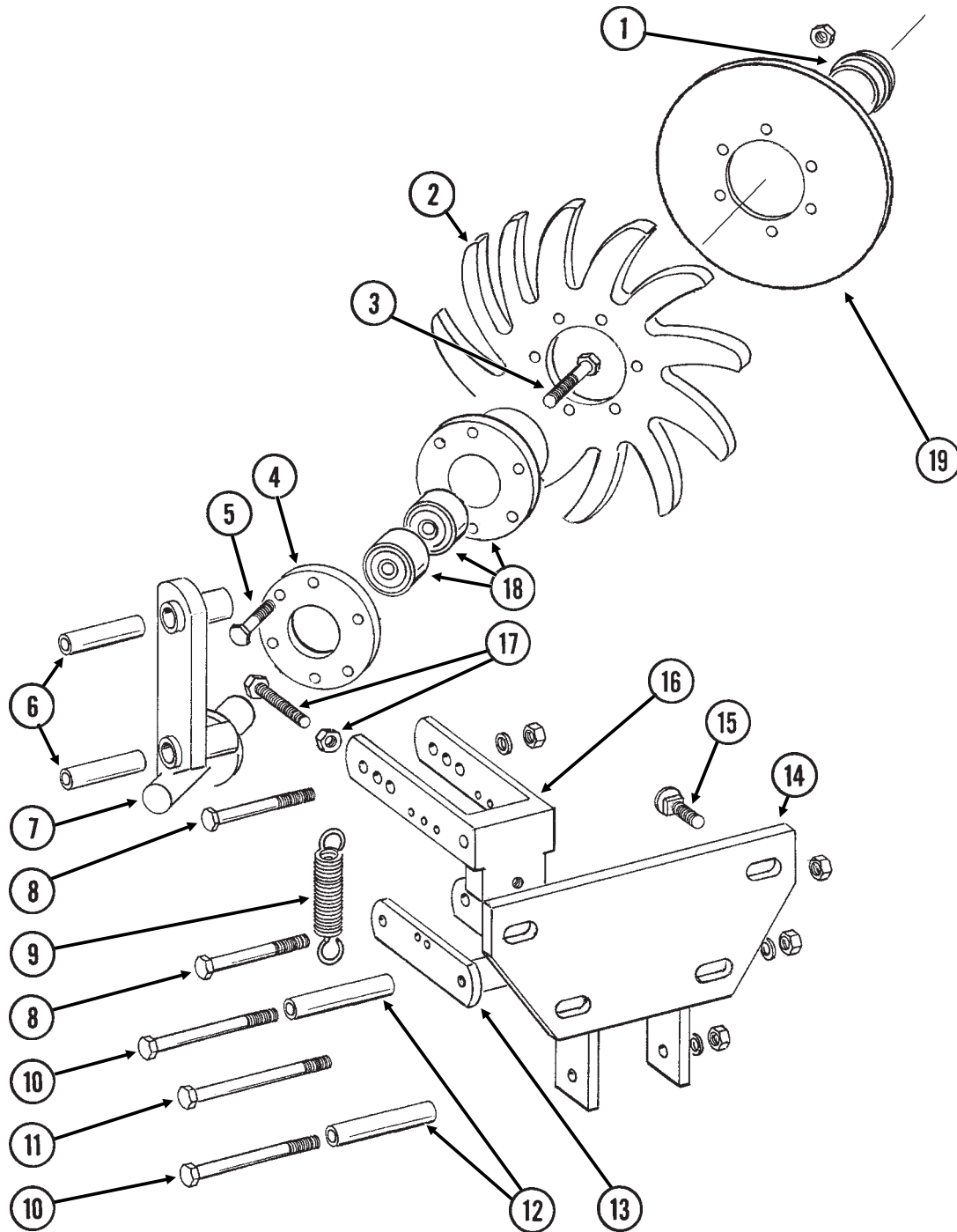


ROW UNIT MOUNTED DISC FURROWER

ITEM	PART NO.	QTY. (Per Row)	DESCRIPTION
1.	G10536	1	Detent Pin, 1/2" x 2 1/2" Grip
2.	G10597	1	Square Head Set Screw, 5/8"-11 x 2 1/4"
3.	G10503	1	Hex Jam Nut, 5/8"-11, Grade 2
4.	GA5719	1	Mounting Bracket
5.	GD7889	6	Bushing, 1" O.D. x 9/16" I.D. x 7/16" Long
6.	G10039	2	Hex Head Cap Screw, 1/2"-13 x 1 3/4"
	GD14674	2	Special Washer, 1/2", Hardened
	G10111	2	Lock Nut, 1/2"-13
7.	G10585	1	Hex Head Cap Screw, 1/2"-13 x 3 1/4"
	G10216	2	Washer, 1/2" USS
	G10111	1	Lock Nut, 1/2"-13
8.	GD7890	2	Link
9.	G10017	2	Hex Head Cap Screw, 1/2"-13 x 1 1/2"
	G10216	2	Washer, 1/2" USS
	G10111	2	Lock Nut, 1/2"-13
10.	GA5715	1	Anchor
11.	G10017	2	Hex Head Cap Screw, 1/2"-13 x 1 1/2"
	G10111	2	Lock Nut, 1/2"-13
12.	GA5718	1	Support Arm
13.	G10572	6	Truss Head Slotted Machine Screw, 5/16"-18 x 7/8"
	G10106	6	Hex Nut, 5/16"-18
14.	GD1132	2	Dust Cap
15.	G10318	2	Hex Head Cap Screw, 5/8"-11 x 4 1/2"
	GD7805	2	Special Washer, 5/8", Hardened
	G10107	2	Lock Nut, 5/8"-11
16.	GA5654	2	Hub W/Bearings
	GA2014	-	Bearing
17.	GD7823	-	Disc Blade, Solid, 12" (Shown)
	GD8307	-	Disc Blade, Notched, 12"
18.	GD7817-01	2	Spacer, 11/16" I.D. x 3/4" Long
	GD7817-04	2	Spacer, 11/16" I.D. x 1/2" Long

ROW UNIT MOUNTED RESIDUE WHEEL

(RU103d)

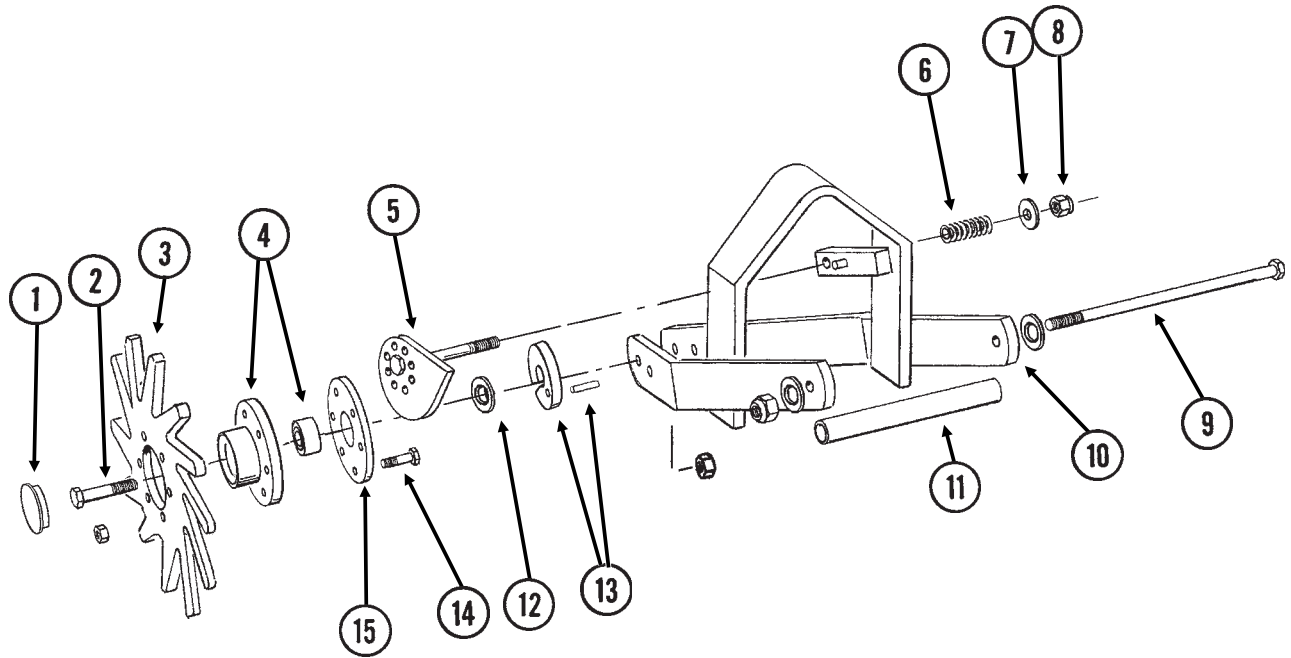


ROW UNIT MOUNTED RESIDUE WHEEL

ITEM	PART NO.	QTY. (Per Row)	DESCRIPTION
1.	GD1132	1	Dust Cap
2.	GD10552	1	Wheel, 12 Tine, $\frac{3}{8}$ " x 12"
3.	G10006	1	Hex Head Cap Screw, $\frac{5}{8}$ "-11 x 2 $\frac{1}{4}$ "
4.	GD9724	1	Backing Plate
5.	G10133	6	Hex Head Cap Screw, $\frac{5}{16}$ "-18 x 1 $\frac{1}{2}$ "
	G10109	6	Lock Nut, $\frac{5}{16}$ "-18, Grade 8
6.	GD9720	2	Spacer, $\frac{1}{2}$ " x 2 $\frac{3}{16}$ " Long
7.	GA6838	1	Wheel Mount
8.	G10033	2	Hex Head Cap Screw, $\frac{1}{2}$ "-13 x 3 $\frac{1}{2}$ "
	G10228	2	Lock Washer, $\frac{1}{2}$ "
	G10102	2	Hex Nut, $\frac{1}{2}$ "-13
9.	GD5857	2	Spring
10.	G10045	2	Hex Head Cap Screw, $\frac{1}{2}$ "-13 x 4 $\frac{1}{2}$ "
	G10228	2	Lock Washer, $\frac{1}{2}$ "
	G10102	2	Hex Nut, $\frac{1}{2}$ "-13
11.	G10348	1	Hex Head Cap Screw, $\frac{1}{2}$ "-13 x 5" (Lockup Bolt)
	G10111	1	Lock Nut, $\frac{1}{2}$ "-13
12.	GD9715	2	Spacer, $\frac{1}{2}$ " x 3" Long
13.	GA6834	1	Lower Link
14.	GA6832	1	Mount
15.	G10574	4	Carriage Bolt, $\frac{1}{2}$ "-13 x 1 $\frac{1}{4}$ "
	G10111	4	Lock Nut, $\frac{1}{2}$ "-13
16.	GA6833	1	Upper Link
17.	G10371	1	Hex Head Cap Screw, $\frac{1}{2}$ "-13 x 3", Full Thread
	G10501	1	Hex Jam Nut, $\frac{1}{2}$ "-13, Grade 2
18.	GA5654	1	Hub W/Bearings
	GA2014	-	Bearing
19.	GD12534	-	Cover
A.	GA7446	-	Wheel Assembly, 12 Tine (Items 2, 4, 5 And 18)

COULTER MOUNTED RESIDUE WHEELS

RUA063(RU104uu)

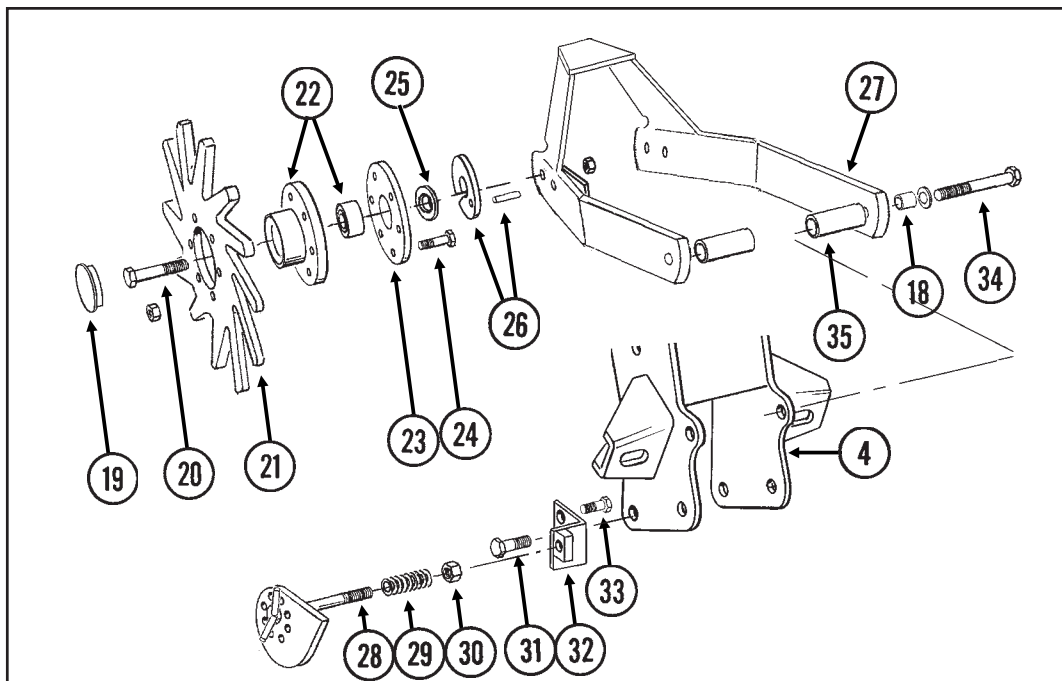
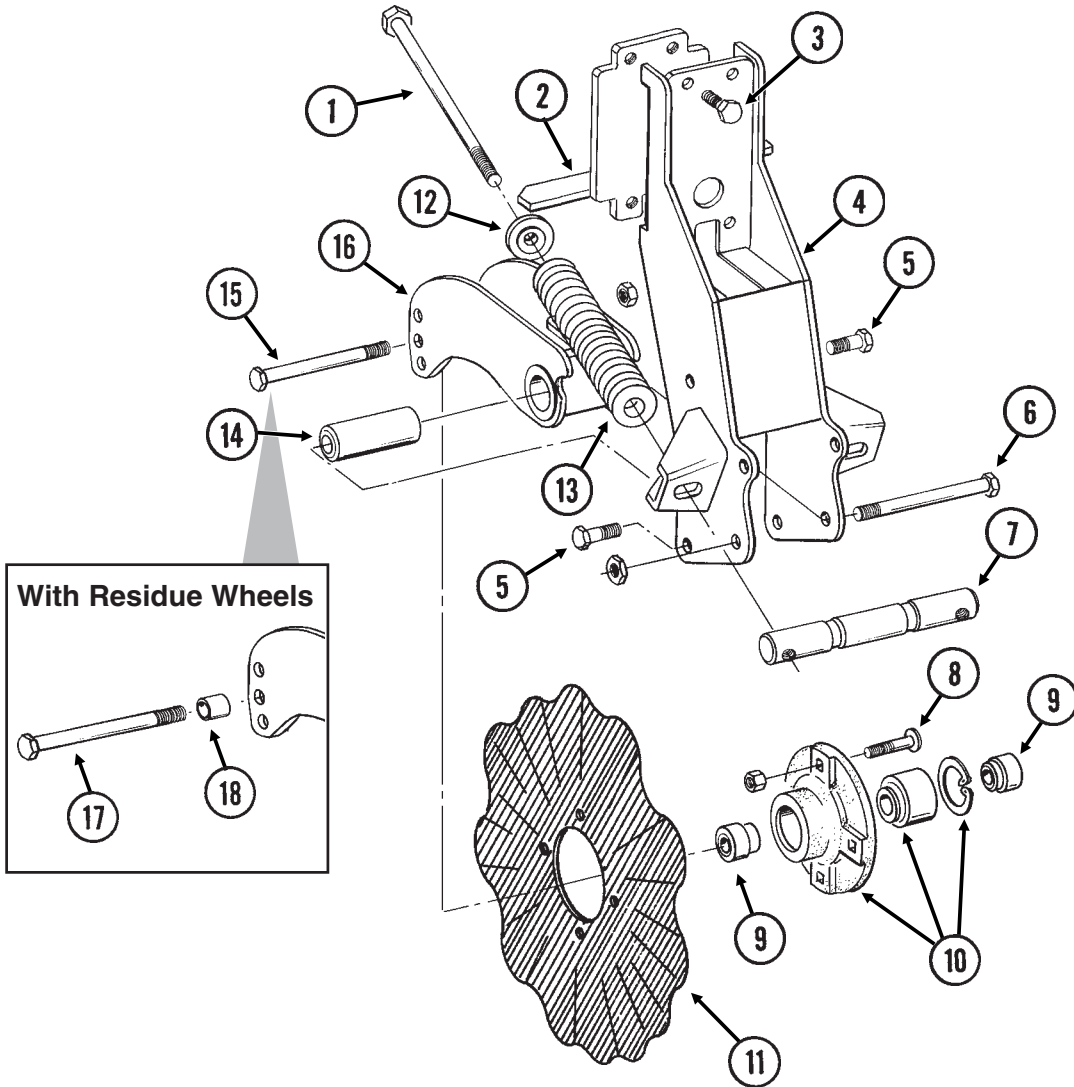


COULTER MOUNTED RESIDUE WHEELS

ITEM	PART NO.	QTY. (Per Row)	DESCRIPTION
1.	GD1132	2	Dust Cap
2.	G10010	2	Hex Head Cap Screw, $\frac{5}{8}$ "-11 x 3"
	G10503	2	Hex Jam Nut, $\frac{5}{8}$ "-11, Grade 2
3.	GD10552	2	Wheel, 12 Tine, $\frac{3}{8}$ " x 12"
4.	GA5654	2	Hub W/Bearings
	GA2014	-	Bearing
5.	GA7412	1	Cam
6.	GD10519	1	Spring
7.	G10206	1	Washer, $\frac{1}{2}$ " SAE
8.	G10974	1	Lock Nut W/Nylon Insert, $\frac{1}{2}$ "-13
9.	G11098	1	Hex Head Cap Screw, $\frac{1}{2}$ "-13 x 9 $\frac{1}{2}$ ", Grade 8
	GD14674	2	Special Washer, $\frac{1}{2}$ ", Hardened
	G10974	1	Lock Nut W/Nylon Insert, $\frac{1}{2}$ "-13
10.	GA7271	1	Mount
11.	GD10526	1	Sleeve, 7 $\frac{1}{2}$ "
12.	G10213	2	Machine Bushing, $\frac{5}{8}$ " (.030" Thick)
13.	GA8760	2	Weed Guard W/Spring Pin
	G10765	-	Spring Pin, $\frac{1}{4}$ " x 1"
14.	G10133	12	Hex Head Cap Screw, $\frac{5}{16}$ "-18 x 1 $\frac{1}{2}$ "
	G10109	12	Lock Nut, $\frac{5}{16}$ "-18, Grade 8
15.	GD9724	2	Backing Plate
A.	GA7446	-	Wheel Assembly, 12 Tine, R.H. (Items 3, 4, 14 And 15) (Shown)
	GA7445	-	Wheel Assembly, 12 Tine, L.H. (Items 3, 4, 14 And 15)

FRAME MOUNTED COULTER W/RESIDUE WHEELS

(RU135c/RU135g/RU135hh)

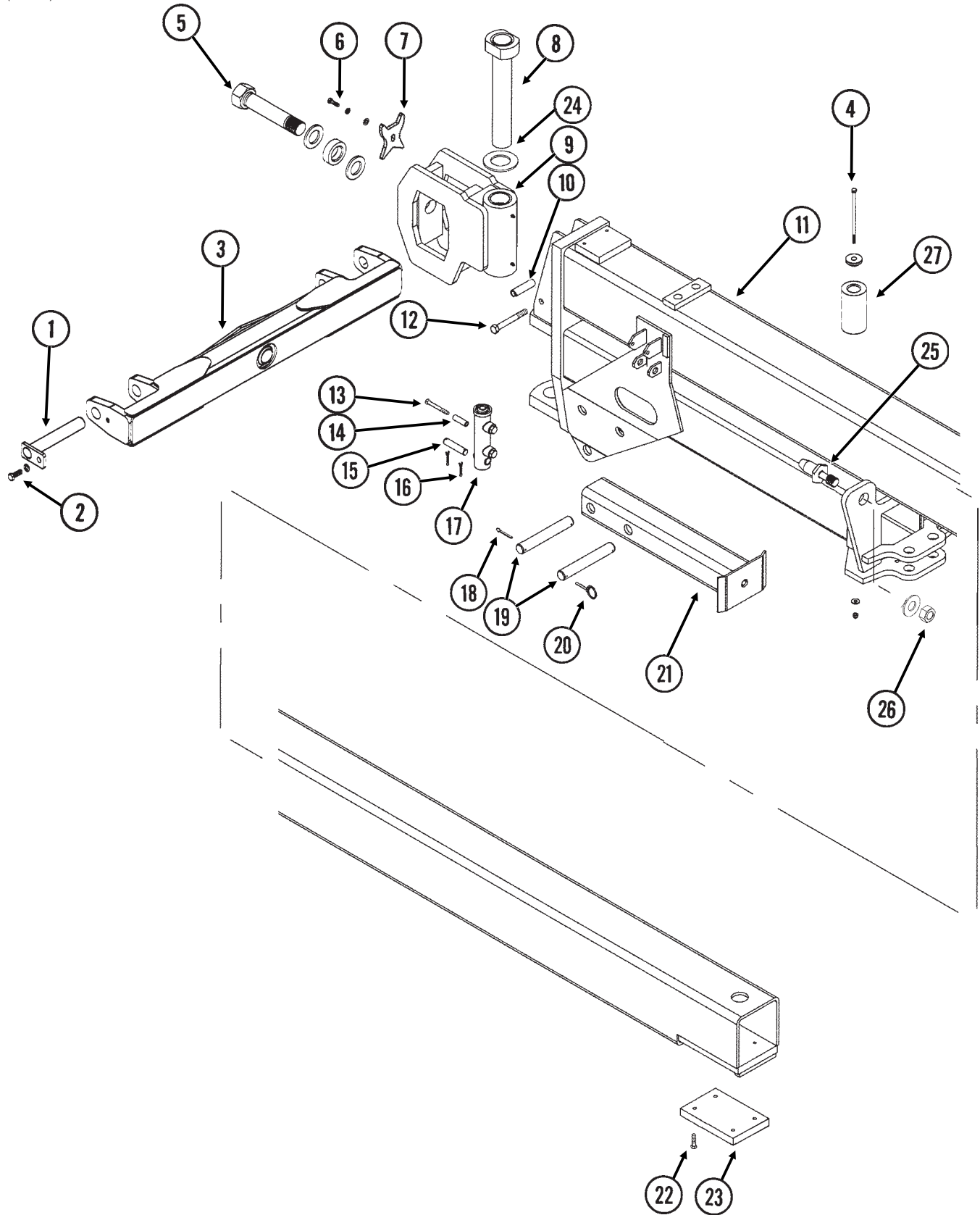


FRAME MOUNTED COULTER W/RESIDUE WHEELS

ITEM	PART NO.	QTY. (Per Row)	DESCRIPTION
1.	G11010	2	Hex Head Cap Screw, 3/4"-10 x 12"
2.	GA9844	1	Plate W/Angle
3.	G10039	4	Hex Head Cap Screw, 1/2"-13 x 1 3/4"
4.	GA9131	1	Coulter Frame
5.	G10007	4	Hex Head Cap Screw, 5/8"-11 x 1 1/2"
	G10107	4	Lock Nut, 5/8"-11
6.	G10400	1	Hex Head Cap Screw, 3/4"-10 x 6 1/2"
	G10112	1	Lock Nut, 3/4"-10
7.	GD12826	1	Spring Anchor Bar
8.	G10574	4	Carriage Bolt, 1/2"-13 x 1 1/4"
	G10111	4	Lock Nut, 1/2"-13
9.	GD12827	2	Adapter
10.	GA8641	1	Hub W/Bearing And Retaining Ring
	GA8603	1	Double Row Bearing
	GD11652	1	Retaining Ring, 2 7/16"
11.	GD7803	1	Disc Blade, Fluted, 1", 8 Flutes (Shown)
	GD7804	-	Disc Blade, Bubbled, 1"
	GD9254	-	Disc Blade, Fluted, 3/4", 13 Flutes
12.	GB0213	2	Spring Seat
13.	GD12817	2	Compression Spring
14.	GD12829	1	Sleeve
15.	G10046	1	Hex Head Cap Screw, 5/8"-11 x 5"
	G10107	1	Lock Nut, 5/8"-11
16.	GA9845	1	Coulter Arm W/Grease Fitting
	G10643	-	Grease Fitting, 45°, 1/4"-28
17.	G10011	1	Hex Head Cap Screw, 5/8"-11 x 5 1/2"
	G10107	1	Lock Nut, 5/8"-11
18.	GB0218	3	Bushing, 21/32" I.D. x 7/8" O.D. x 19/32" Long
19.	GD1132	2	Dust Cap
20.	G10010	2	Hex Head Cap Screw, 5/8"-11 x 3"
	G10503	2	Hex Jam Nut, 5/8"-11, Grade 2
21.	GD10552	2	Wheel, 12 Tine, 3/8" x 12"
22.	GA5654	2	Hub W/Bearings
	GA2014	-	Bearing
23.	GD9724	2	Backing Plate
24.	G10133	12	Hex Head Cap Screw, 5/16"-18 x 1 1/2"
	G10109	12	Lock Nut, 5/16"-18, Grade 8
25.	G10213	2	Machine Bushing, 5/8" (.030" Thick)
26.	GA9862	2	Weed Guard W/Spring Pin
	G10765	-	Spring Pin, 1/4" x 1"
27.	GA9865	1	Mount
28.	GA9861	1	Cam
29.	GD10519	1	Spring
30.	G10974	1	Lock Nut W/Nylon Insert, 1/2"-13
31.	G10005	1	Hex Head Cap Screw, 5/8"-11 x 1 3/4"
	G10107	4	Lock Nut, 5/8"-11
32.	GA9864	1	Support
33.	G10014	1	Hex Head Cap Screw, 1/2"-13 x 1"
	G10102	1	Hex Nut, 1/2"-13
34.	G10011	2	Hex Head Cap Screw, 5/8"-11 x 5 1/2"
	G10205	2	Washer, 5/8" SAE
	G10730	2	Lock Nut W/Nylon Insert, 5/8"-11
35.	GD14170	2	Sleeve, 3"
A.	GA7446	-	Wheel Assembly, 12 Tine, R.H. (Items 21-24) (Shown)
	GA7445	-	Wheel Assembly, 12 Tine, L.H. (Items 21-24)

INNER HITCH

(FWD58)

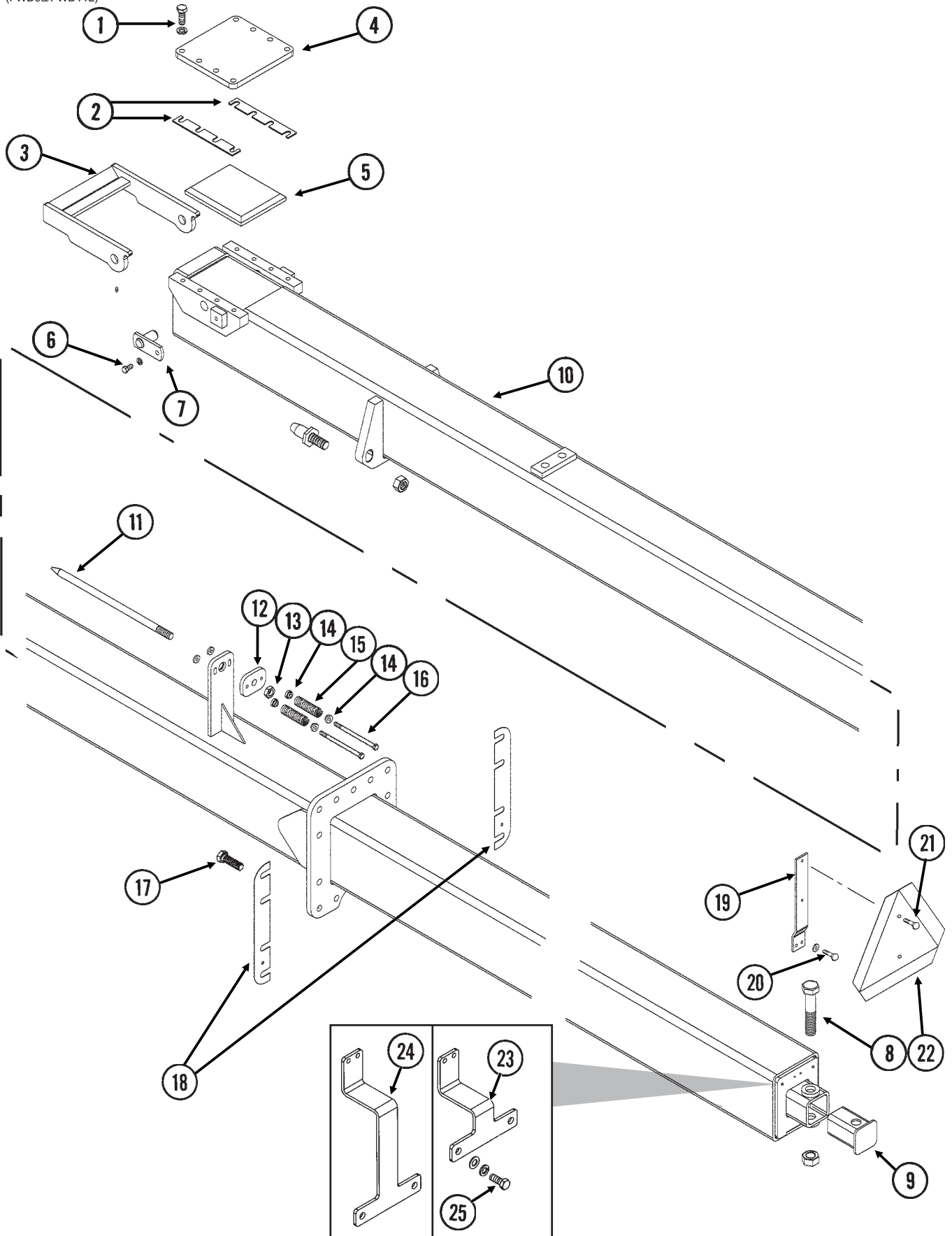


INNER HITCH

ITEM	PART NO.	QTY.	DESCRIPTION
1.	GA11079	2	Hammer Strap, Category 3N And 3
2.	G10017	2	Hex Head Cap Screw, 1/2"-13 x 1 1/2"
	G10228	2	Lock Washer, 1/2"
3.	GA11078	1	Hitch Bar
4.	G11048	2	Hex Head Cap Screw, 3/8"-16 x 7 1/2"
	GB0212	2	Spring Washer
	G10210	2	Washer, 3/8" USS
	G10108	2	Lock Nut, 3/8"-16
5.	GA11082	1	Pivot Bolt W/Grease Fitting, 1 3/4" x 10 3/8" (Total Length)
	G10640	-	Grease Fitting, 1/4"-28
	GD16303	2	Washer, 3" O.D. x 1 25/32" x 1/4" Thick
	GD16226	1	Sleeve, 3" O.D. x 1 25/32" x 29/32" Thick
6.	G10005	1	Hex Head Cap Screw, 5/8"-11 x 1 1/4"
	G10230	1	Lock Washer, 5/8"
7.	GD15100	1	Pivot Lock
8.	GA10346	1	Pin, 15"
9.	GA11083	1	Hitch Pivot W/Bushings And Grease Fittings
	GD14562	2	Hardened Bushing, 2 3/4" O.D. x 2 1/4" I.D. x 3"
	G10779	2	Grease Fitting, 90°, 1/4"-28
10	GD3180-10	1	Sleeve, 5/8" I.D. x 7/8" O.D. x 3 1/4" Long
11.	GA10420	1	Inner Hitch, 287 1/4", 24 Row 30"
	GA10210	-	Inner Hitch, 347 1/4", 32 Row 30"
	GA10271	-	Inner Hitch, 377 1/4", 36 Row 30"
12.	G10046	1	Hex Head Cap Screw, 5/8"-11 x 5"
	G10107	1	Lock Nut, 5/8"-11
13.	G10809	1	Hex Head Cap Screw, 3/8"-16 x 3 1/4"
	G10108	1	Lock Nut, 3/8"-16
14.	GD7137	1	Pin, 3/4" x 3 3/8"
15.	GD2971-09	1	Sleeve, 2" Long
16.	G10457	2	Cotter Pin, 5/32" x 1 1/2"
17.		1	See "Tongue Latch Cylinder", Page P105
18.	G10460	3	Cotter Pin, 1/4" x 2"
19.	GD3737	2	Pin, 1 1/4" x 8 1/2"
20.	GD2558	1	Lynch Pin, 1/4"
21.	GA10280	1	Hitch Stand
22.	G11099	4	Hex Socket Head Cap Screw, 3/8"-16 x 1 1/2", Grade 8
23.	GD14812	1	Wear Pad, 5 7/8" x 6 1/2" x 1"
24.	GD15725	1	Washer, 4" O.D. x 2 1/4" I.D. x 1/4"
25.	GD14840	2	Hitch Lock Pin
26.	G11132	2	Washer, 1 1/8" SAE
	G11097	2	Hex Nut, 1 1/8"-12
27.	GD16227	2	Bushing, 2" O.D. x 1 29/64" I.D. x 5 5/8", Category 4

OUTER HITCH

(FWD9a/FWD112)



OUTER HITCH

ITEM	PART NO.	QTY.	DESCRIPTION
1.	G10026	8	Hex Head Cap Screw, 3/4"-10 x 2"
	G10231	8	Lock Washer, 3/4"
2.	GD14842	4	Shim, 1 1/2" x 10 1/2", 10 Gauge
3.	GA10281	1	Catch W/Grease Fittings
	G10640	-	Grease Fitting, 1/4"-28
4.	GD14841	1	Cover, 10 1/2" x 11" x 3/4"
5.	GD14843	1	Wear Pad
6.	G10014	2	Hex Head Cap Screw, 1/2"-13 x 1"
	G10228	2	Lock Washer, 1/2"
7.	GA10282	2	Pin, 2 1/4"
8.	G10042	1	Hex Head Cap Screw, 1 1/4"-7 x 6 1/2"
	G10239	1	Hex Nut, 1 1/4"-7
9.	GA10483	1	Hitch Endcap
10.	GA10421	1	Outer Hitch, 265 5/8", 24 Row 30"
	GA10221	1	Outer Hitch, 325 5/8", 32 Row 30"
	GA10269	1	Outer Hitch, 355 5/8", 36 Row 30"
11.	GD15669	1	Rod, 7/8" x 21"
12.	GD15668	1	Tap Block, 4" x 3" x 1/2"
13.	G10189	1	Hex Jam Nut, 7/8"-14
14.	GD15674	4	Spring Seat
15.	GD15675	2	Compression Spring
16.	G10756	2	Hex Head Cap Screw, 3/8"-16 x 6"
	G10203	2	Washer, 3/8" SAE
	G10108	2	Lock Nut, 3/8"-16
17.	G10027	8	Hex Head Cap Screw, 3/4"-10 x 2 1/2"
	G10026	-	Hex Head Cap Screw, 3/4"-10 x 2"
	G10231	8	Lock Washer, 3/4"
	G10105	8	Hex Nut, 3/4"-10
18.	GD15451	3	Shim, 2 3/4" x 18", 16 Gauge, 24 Row 30"
	GD15780	3	Shim, 1 7/8" x 18", 22 Gauge, 24 Row 30"
	GD14842	-	Shim, 1 1/2" x 10 1/2", 10 Gauge, 32 Row 30" And 36 Row 30"
	GD15450	-	Shim, 2 3/4" x 24", 16 Gauge, 32 Row 30" And 36 Row 30"
	GD15796	-	Shim, 2 3/4" x 24", 22 Gauge, 32 Row 30" And 36 Row 30"
19.	GD15624	1	Bracket
20.	G10043	2	Hex Head Cap Screw, 5/16"-18 x 3/4"
	G10232	2	Lock Washer, 5/16"
21.	G10020	2	Hex Head Cap Screw, 1/4"-20 x 5/8"
	G10227	2	Lock Washer, 1/4"
	G10103	2	Hex Nut, 1/4"-20
22.	GD2199	1	SMV Sign
23.	GD16786	1	SMV Extension Bracket, 9 3/4", 24 Row 30" SDS
24.	GD16787	-	SMV Extension Bracket, 15 3/4", 32 Row 30" And 36 Row 30" SDS
25.	G10037	2	Hex Head Cap Screw, 1/2"-13 x 1 1/4"
	G10228	2	Lock Washer, 1/2"
	G10206	2	Washer, 1/2" SAE

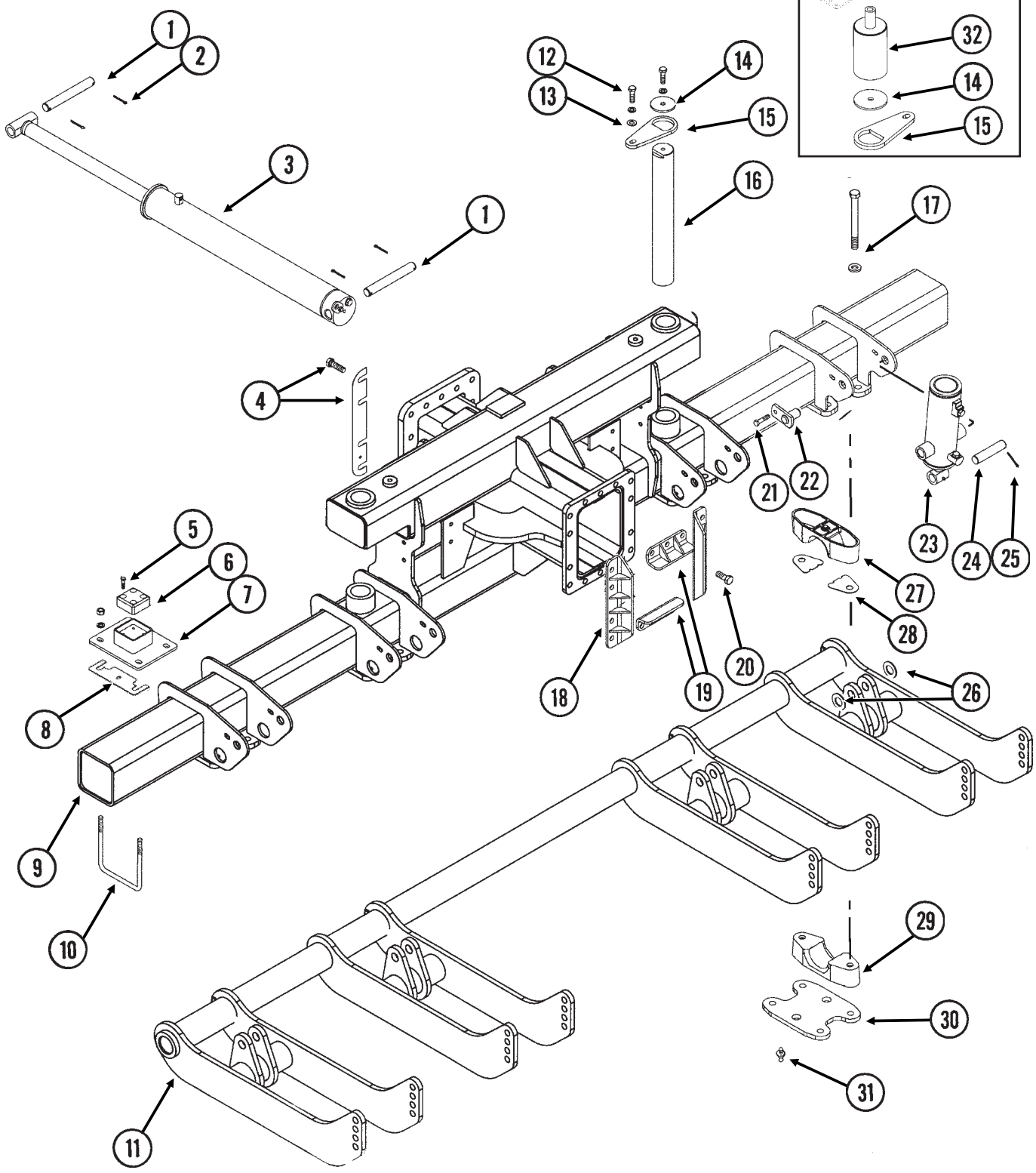
CENTER TOOLBAR/REAR H-FRAME ASSEMBLY

(FWD10b/FWD115)

24 Row 30" SDS
Planters Only

This inset diagram shows the assembly of a 24 Row 30" SDS Planter. It includes the following components:

- 33: A long vertical pin.
- 34: A bracket with a curved end.
- 32: A cylindrical sleeve.
- 14: A circular washer or spacer.
- 15: A U-shaped bracket.

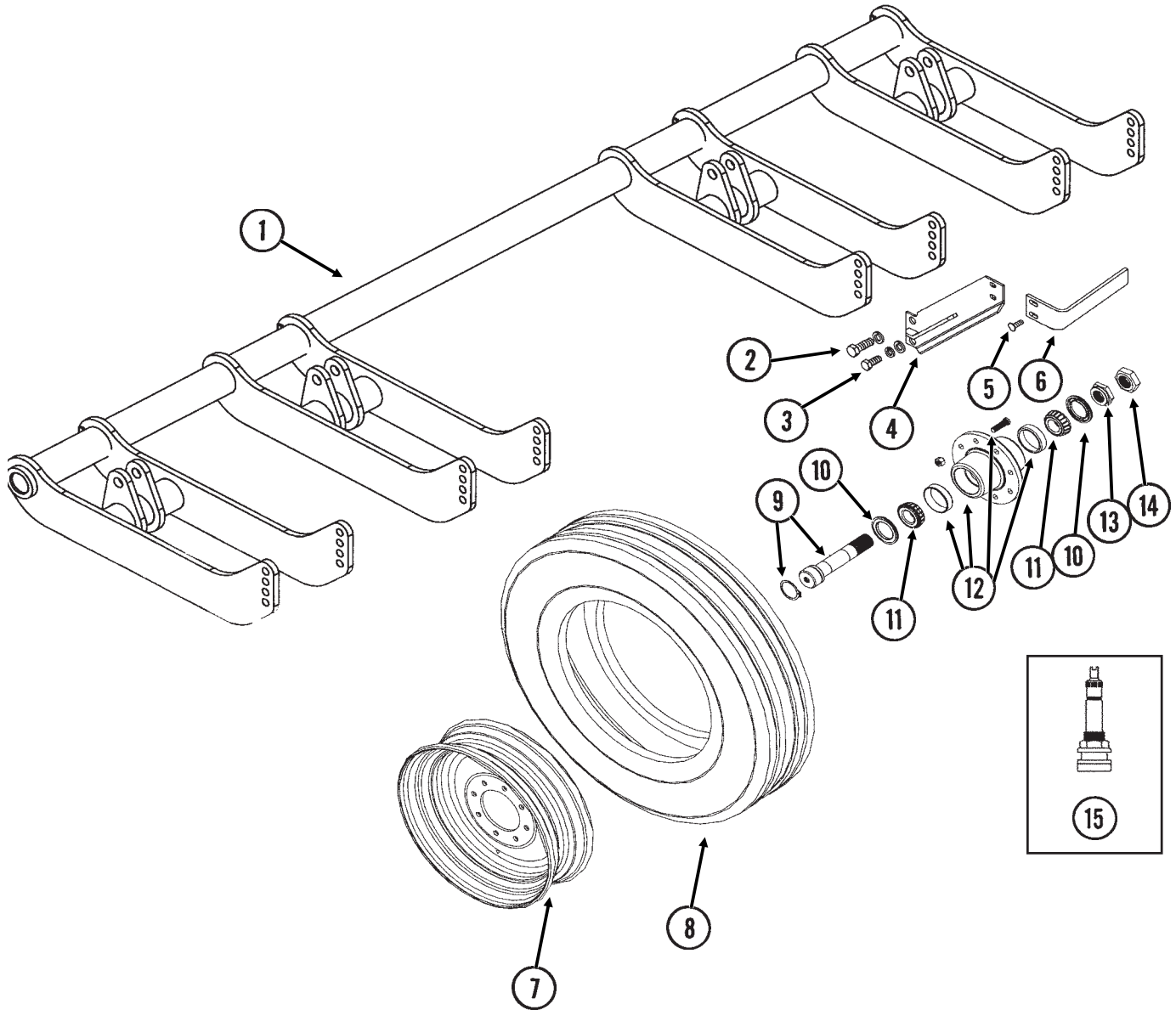


CENTER TOOLBAR/REAR H-FRAME ASSEMBLY

ITEM	PART NO.	QTY.	DESCRIPTION
1.	GD15051	2	Pin, 1 1/4" x 9 1/4"
2.	G10460	4	Cotter Pin, 1/4" x 2"
3.		-	See "Axle Slide Cylinder", Pages P103 And P104
4.		-	See "Outer Hitch", Pages P48 And P49
5.	G11099	8	Hex Socket Head Cap Screw, 3/8"-16 x 1 1/2", Grade 8
6.	GD15169	2	Wear Block
7.	GA10343	2	Mount, 8" x 10"
8.	GD15170	-	Shim, 3 1/4" x 10", 16 Gauge (As Required)
9.	GA11210	1	H-Frame Assembly, 24 Row 30"
	GA11215	-	H-Frame Assembly, 32 Row 30" And 36 Row 30"
10.	GD17039	4	U-Bolt, 7" x 7" x 5/8"-11
	G10230	8	Lock Washer, 5/8"
	G10104	8	Hex Nut, 5/8"-11
11.			See "Rock Shaft Axle Assembly And Wheels", Pages P52 And P53
12.	G10008	4	Hex Head Cap Screw, 5/8"-11 x 2"
	G10230	4	Lock Washer, 5/8"
13.	G10217	2	Washer, 5/8" USS
14.	GD15046	2	Washer, 21/32" I.D. x 4" O.D. x 1/4"
15.	GD15045	2	Capture Plate
16.	GD15369	2	Pivot Pin, 3" x 22 1/2", 24 Row 30"
	GD15047	2	Pivot Pin, 3" x 28 1/2", 32 Row 30" And 36 Row 30"
17.	G11095	16	Hex Head Cap Screw, 7/8"-9 x 9"
	GD10063	16	Washer, 7/8", Hardened
	G10418	16	Lock Nut, 7/8"-9
18.	GB0357	2	Keeper, 24 Row 30"
	GB0356	-	Keeper, 32 Row 30" And 36 Row 30"
19.	GB0355	2	Keeper
20.	G10802	16	Hex Head Cap Screw, 3/4"-10 x 2 3/4"
	G10231	16	Lock Washer, 3/4"
	G10105	16	Hex Nut, 3/4"-10
21.	G10017	8	Hex Head Cap Screw, 1/2"-13 x 1 1/2"
	G10111	8	Lock Nut, 1/2"-13
22.	GA5121	8	Pin, 2 1/8"
23.		-	See "Master Cylinder", Page P98
24.	GD5841	4	Pin, 1 1/4" x 5 5/8"
25.	G10460	8	Cotter Pin, 1/4" x 2"
26.	G10226	8	Washer, 1 1/4" SAE
27.	GB0332	8	Bearing
28.	GD15172	16	Shim
29.	GD14941	8	Bearing
30.	GD14926	4	Clamp Plate
31.	G10640	8	Grease Fitting, 1/4"-28
32.	GA11385	1	Pivot Post, 24 Row 30"
33.	G10953	1	Hex Head Cap Screw, 5/8"-11 x 10"
	G10230	1	Lock Washer, 5/8"
34.		-	See "Wing Auger Assemblies, 24 Row 30" (SDS Planters)" On Pages P18 And P19

ROCK SHAFT AXLE ASSEMBLY AND WHEELS

(FWD10c)



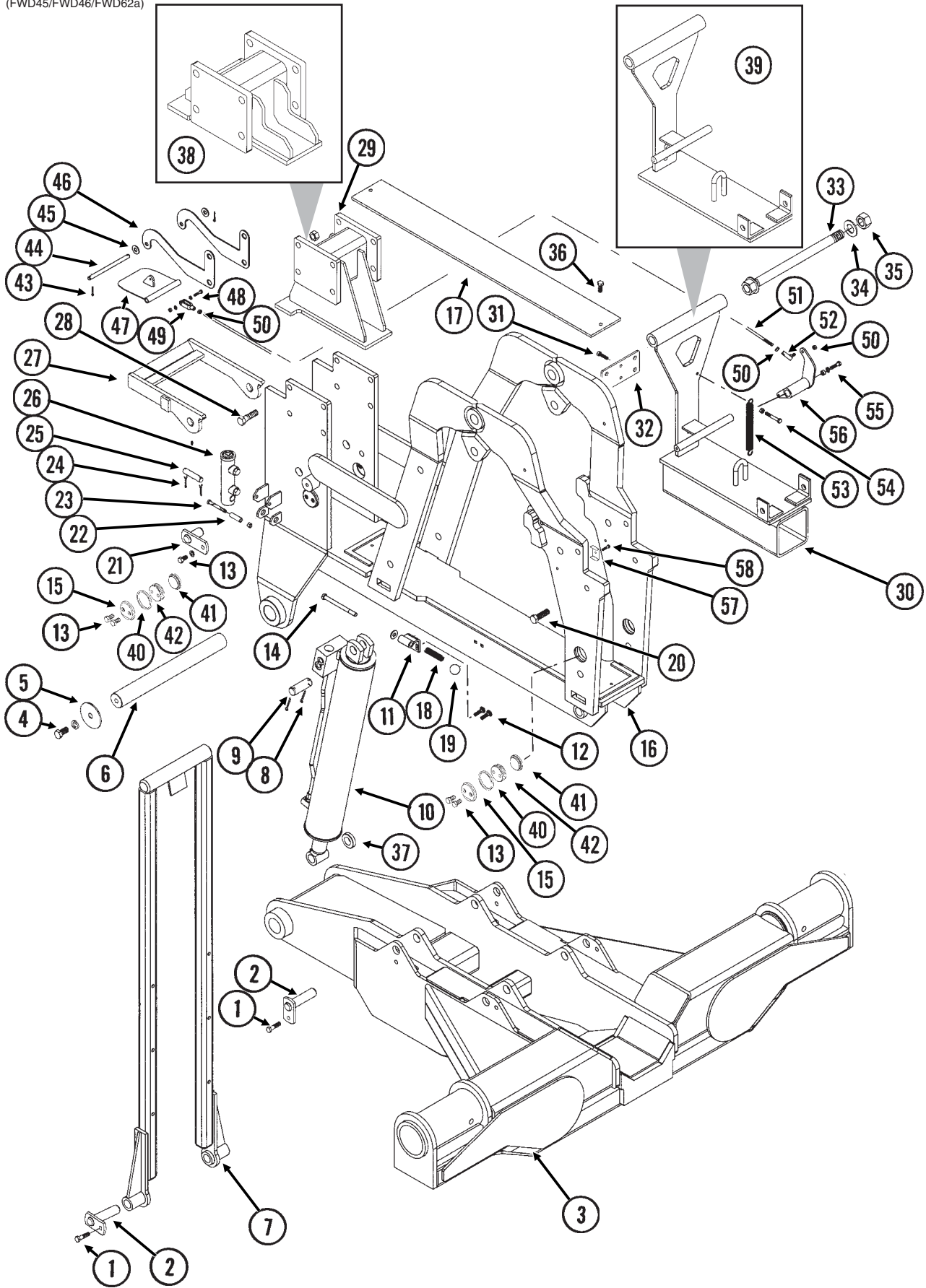
ROCK SHAFT AXLE ASSEMBLY AND WHEELS

ITEM	PART NO.	QTY.	DESCRIPTION
1.	GA11174	1	Rock Shaft Axle, 133 1/2"
2.	G10448	8	Hex Head Cap Screw, 7/8"-9 x 2 1/2", Grade 8
	G10330	8	Lock Washer, 7/8"
3.	G11071	4	Hex Head Cap Screw, 3/4"-10 x 2 1/4"
	G10194	8	Washer, 3/4" SAE
	G10231	4	Lock Washer, 3/4"
	G10105	4	Hex Nut, 3/4"-10
4.	GA11227	4	Scraper Mount
5.	G10636	8	Carriage Bolt, 1/2"-13 x 1 1/2"
	G10216	8	Washer, 1/2" USS
	G10228	8	Lock Washer, 1/2"
	G10102	8	Hex Nut, 1/2"-13
6.	GD12543	4	Scraper
7.	GA9544	4	Rim, 5.5" x 22.5"
8.	GD15406	4	Tire, 41 x 11 R22.5" W/O Center Rib (Specify Brand*)
9.	GA10139	4	Spindle W/Retaining Ring, 1 3/4"
	G10913	-	External Retaining Ring, 2 1/2"
10.	GA4722	8	Seal
11.	GA4723	8	Bearing
12.	GA4729	4	Hub W/Cups, Bolts, Nuts And Grease Fitting, 8 Bolt, 1 3/4" Bore
	G10640	-	Grease Fitting, 1/4"-28
	GD7079	-	Cup
	GR0528	-	Lug Bolt, 5/8"-12 x 2 1/4", Grade 8
	GR0531	-	Lug Nut, 5/8"-18 UNF
13.	GD7089	4	Special Nut, 1 3/4"-12 UNF
14.	GD7864	4	Special Hex Nut, 1 3/4"-12 UNF
15.	GA7434	4	Valve Stem
A.	GA10553	-	Tire And Rim Assembly (Items 7, 8 And 15) (Specify Brand*)

* Specific brand requests will be supplied only as available from current KINZE® Repair Parts stock. If a specific brand requested is not in stock, the brand available will be supplied.

SLIDE ASSEMBLY

(FWD45/FWD46/FWD62a)



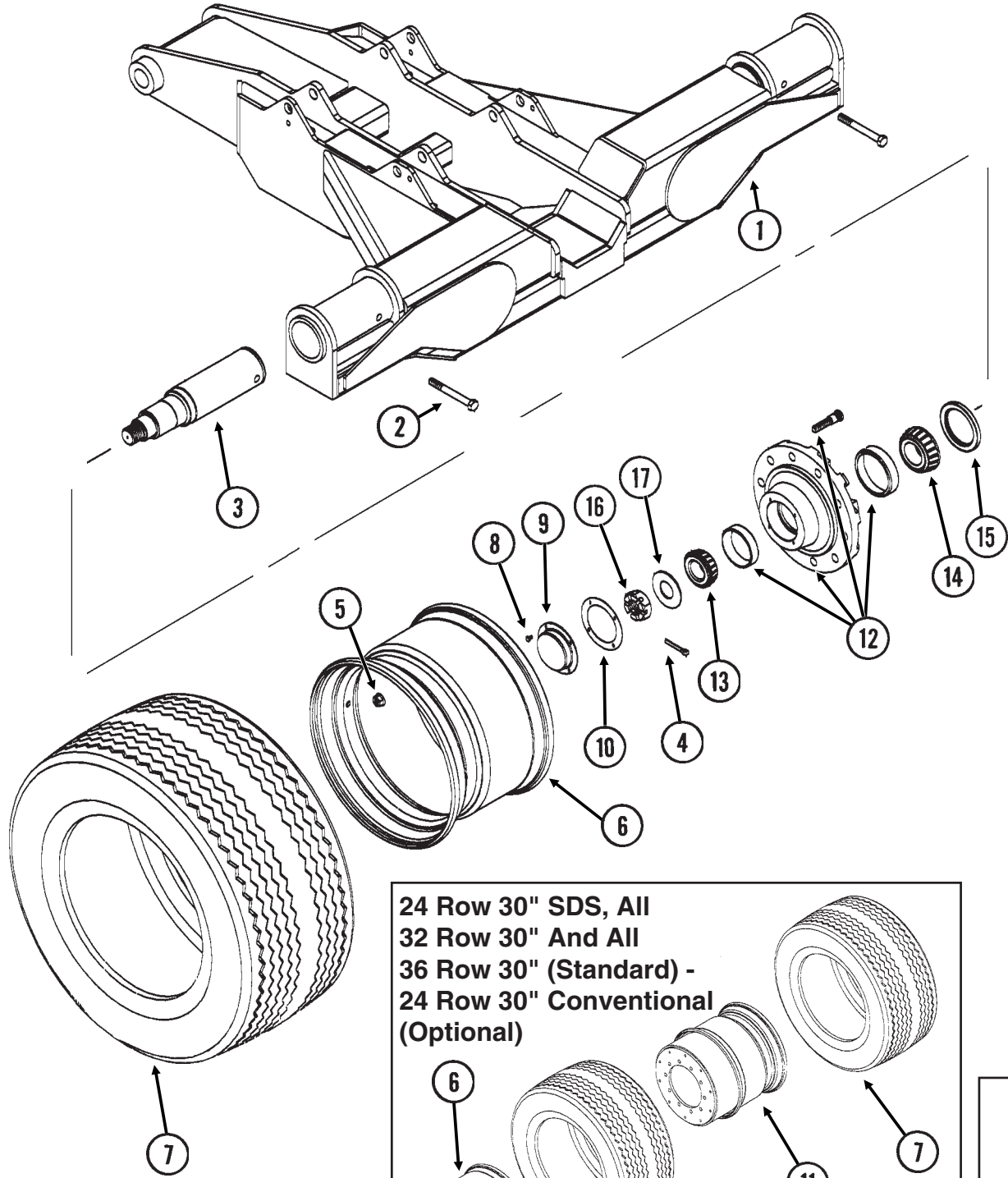
SLIDE ASSEMBLY

ITEM	PART NO.	QTY.	DESCRIPTION
1.	G10017	4	Hex Head Cap Screw, 1/2"-13 x 1 1/2"
	G10111	4	Lock Nut, 1/2"-13
2.	GA10279	4	Pin, 5 1/4"
3.		-	See "Transport Axle Assembly And Wheels", Pages P56 And P57
4.	G10025	2	Hex Head Cap Screw, 3/4"-10 x 1 1/2"
	G10231	2	Lock Washer, 3/4"
5.	GD15041	2	Washer, 13/16" I.D. x 4" O.D., 7 Gauge
6.	GD15042	1	Pin, 2 1/4" x 20 1/16"
7.	GA10503	1	Lockup, 68 3/8"
8.	G10460	4	Cotter Pin, 1/4" x 2"
9.	GD12790	2	Pin, 1 1/4" x 3 1/2"
10.		-	See "Transport Axle Cylinder", Page P106
11.	GA10504	2	Support
12.	G10301	4	Carriage Bolt, 3/8"-16 x 1 1/2"
	G10229	4	Lock Washer, 3/8"
	G10101	4	Hex Nut, 3/8"-16
13.	G10014	10	Hex Head Cap Screw, 1/2"-13 x 1"
	G10228	10	Lock Washer, 1/2"
14.	G10871	2	Hex Head Cap Screw, 1/2"-13 x 6"
	G10216	2	Washer, 1/2" USS
	G10111	2	Lock Nut, 1/2"-13
15.	GB0230	4	Cap
16.	GA11207	1	Slide Assembly, 24 Row 30"
	GA11206	-	Slide Assembly, 32 Row 30" And 36 Row 30"
17.	GD15492	1	Wear Pad, 6" x 48"
18.	GD15677	2	Compression Spring
19.	GD15679	2	Ball Knob
20.	G10027	2	Hex Head Cap Screw, 3/4"-10 x 2 1/2"
	G10112	2	Lock Nut, 3/4"-10
21.	GA10282	2	Pin, 2 1/4"
22.	GD2971-09	1	Sleeve, 2" Long
23.	G10809	1	Hex Head Cap Screw, 3/8"-16 x 3 1/4"
	G10108	1	Lock Nut, 3/8"-16
24.	G10457	2	Cotter Pin, 5/32" x 1 1/2"
25.	GD7137	1	Pin, 3/4" x 3 3/8"
26.		-	See "Slide Latch Cylinder", Page P105
27.	GA10466	1	Catch W/Grease Fittings
	G10640	-	Grease Fitting, 1/4"-28
28.	G10802	8	Hex Head Cap Screw, 3/4"-10 x 2 3/4"
	G10112	8	Lock Nut, 3/4"-10
29.	GA10595	1	Slide Bracket, 24 Row 30"
30.	GA11353	1	Rear Bracket, 24 Row 30"
31.	G10003	8	Hex Head Cap Screw, 3/8"-16 x 1 1/2"
	G10229	8	Lock Washer, 3/8"
	G10101	8	Hex Nut, 3/8"-16
32.	GD15664	1	Plate, 3 9/16" x 7 1/4"
33.	GA10455	1	Cross Pin, 19"
34.	G10226	1	Washer, 1 1/4" SAE
35.	G10157	1	Lock Nut, 1 1/4"-7
36.	G11130	2	Hex Socket Head Cap Screw, 5/16"-18 x 1 1/2", Grade 8
	G10109	2	Lock Nut, 5/16"-18, Grade 8
37.	GD0752-53	2	Sleeve, 3/8"
38.	GA10584	1	Slide Bracket, 32 Row 30" And 36 Row 30"
39.	GA11634	1	Rear Bracket, 32 Row 30" And 36 Row 30"
40.	GD15783	4	Spacer, 2 3/4" O.D. x 2 7/16" x 1/4", 24 Row 30"
41.	GD9093	4	Poly Wear Pad
42.	GB0234	4	Adjustment Plug
43.	G10470	2	Cotter Pin, 5/32" x 1"
44.	GD16394	1	Pin, 1/2" x 7 1/2"
45.	G10216	2	Washer, 1/2" USS
46.	GD16388	2	Mount
47.	GA11262	1	Flap
48.	G10857	1	Hex Head Cap Screw, 1/4"-20 x 1 1/4"
	G10211	2	Washer, 1/4" SAE
	G10103	1	Hex Nut, 1/4"-20
49.	GD16392	1	Clevis
50.	G11179	3	Hex Nut, 5/16"-24
51.	GD16393	1	Rod
52.	GA11264	1	Link
53.	GD5857	1	Spring
54.	G10049	1	Hex Head Cap Screw, 3/8"-16 x 2 1/2"
	G10101	1	Hex Nut, 3/8"-16
	GD2971-15	1	Sleeve, 5/16" Long
55.	G10004	1	Hex Head Cap Screw, 3/8"-16 x 1 1/4"
	G10203	1	Washer, 3/8" SAE
56.	GA11263	1	Arm
57.	GD5892	2	Hose Clamp, 5/8" x 1 1/2" x 1 1/2"
58.	G10004	2	Hex Head Cap Screw, 3/8"-16 x 1 1/4"
	G10229	2	Lock Washer, 3/8"

TRANSPORT AXLE ASSEMBLY AND WHEELS

(FWD60/FWD61/A7434)

24 ROW 30" SHOWN



**24 Row 30" SDS, All
32 Row 30" And All
36 Row 30" (Standard) -
24 Row 30" Conventional
(Optional)**

6 7 11 19

18

TRANSPORT AXLE ASSEMBLY AND WHEELS

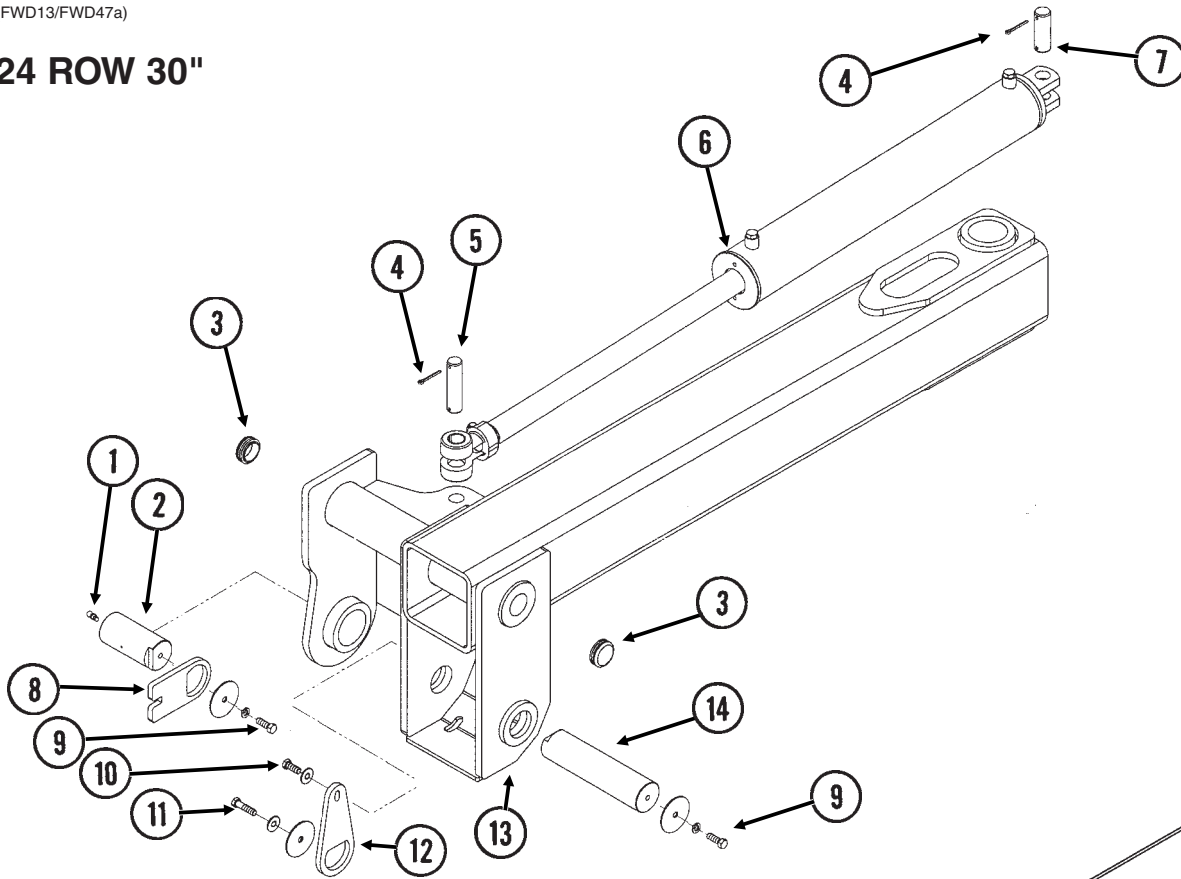
ITEM	PART NO.	QTY.	DESCRIPTION
1.	GA11199	1	Axle W/Grease Fittings, 24 Row 30"
	GA11112	1	Axle W/Grease Fittings, 32 Row 30" And 36 Row 30"
	G10640	2	Grease Fitting, 1/4"-28
2.	G10400	2	Hex Head Cap Screw, 3/4"-10 x 6 1/2"
	G10112	2	Lock Nut, 3/4"-10
3.	GD13740	2	Spindle, 4 1/2"
4.	G10471	2	Cotter Pin, 3/8" x 2 1/2"
5.	G10625	20	Flange Nut, 3/4"-16
6.	GA11277	2	Rim, 14" x 22.5"
7.	GD16058	2-4	Tire, 445-50R22.5 Radial Load Range H (Specify Brand*)
8.	G10054	8	Hex Head Cap Screw, 5/16"-18 x 1/2"
9.	GD1360	2	Dust Cap
10.	GD1359	2	Seal
11.	GA11265	2	Rim, 14" x 22.5", Offset
12.	GA9306	2	Hub W/Cups, Grease Fitting And Stud Bolts (10 Bolt High Strength)
	GR0192	-	Outer Cup
	GR0191	-	Inner Cup
	G10373	-	Grease Fitting, 45°, 1/8"-27
	GR1681	-	Bolt, 3/4"-16 x 3 7/8"
13.	GA0530	2	Outer Bearing
14.	GA0531	2	Inner Bearing
15.	GA0532	2	Seal
16.	G10726	2	Slotted Hex Nut, 2"-12
17.	G10198	2	Washer, 2" USS
18.	GA7434	-	Valve Stem
19.	G11174	10	Hex Head Cap Screw, 5/8"-11 x 2"
	GD7805	10	Special Washer, 5/8", Hardened
A.	GA11278	-	Tire And Rim Assembly (Items 6, 7, And 18)
	GA11266	-	Tire And Rim Assembly (Items 7, 11 And 18)
B.	GA9315	-	Hub And Spindle Assembly (Items 3, 4, 5, 8, 9, 10 And 12-17)

* Specific brand requests will be supplied only as available from current KINZE® Repair Parts stock. If a specific brand requested is not in stock, the brand available will be supplied.

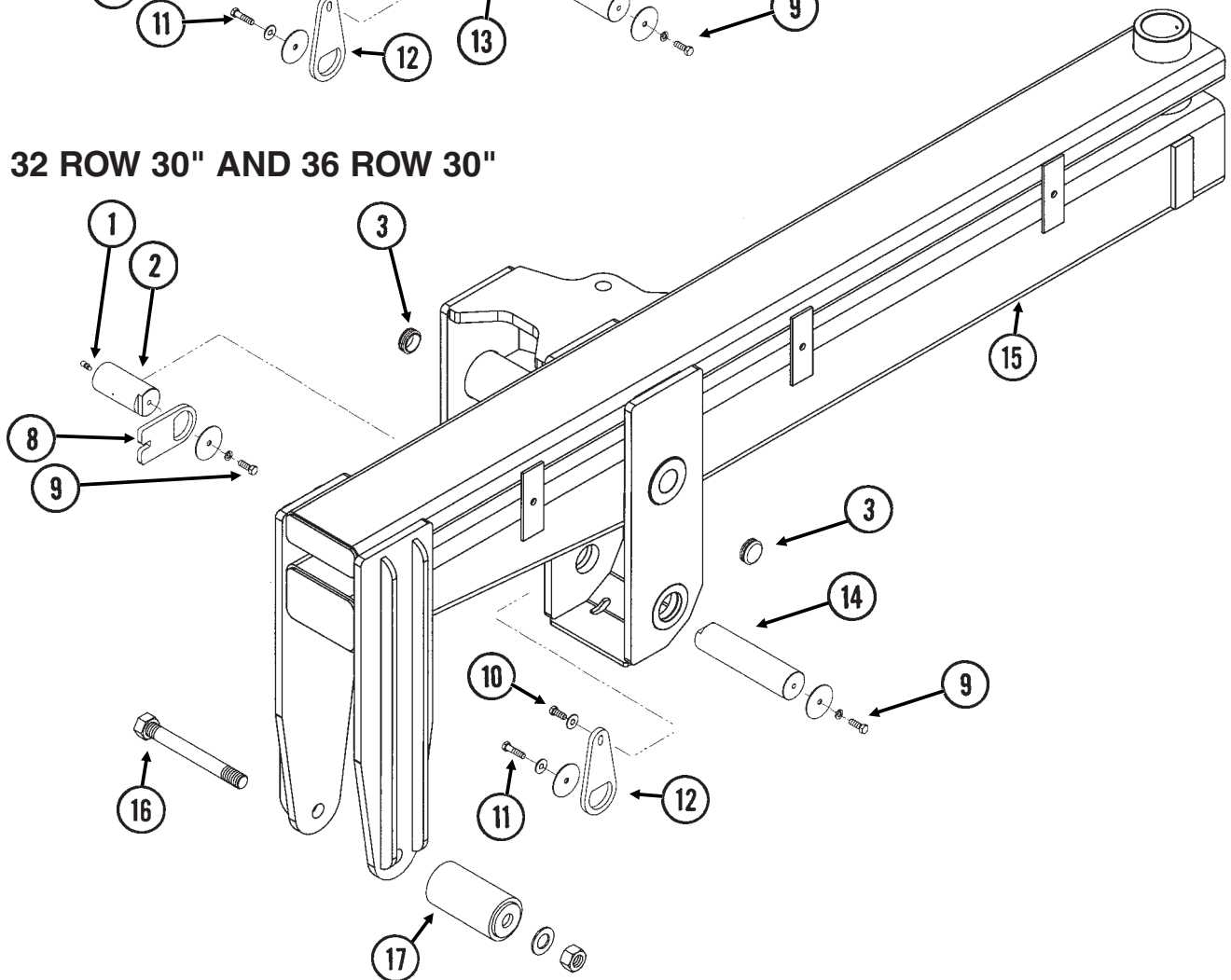
STUB WING

(FWD13/FWD47a)

24 ROW 30"



32 ROW 30" AND 36 ROW 30"



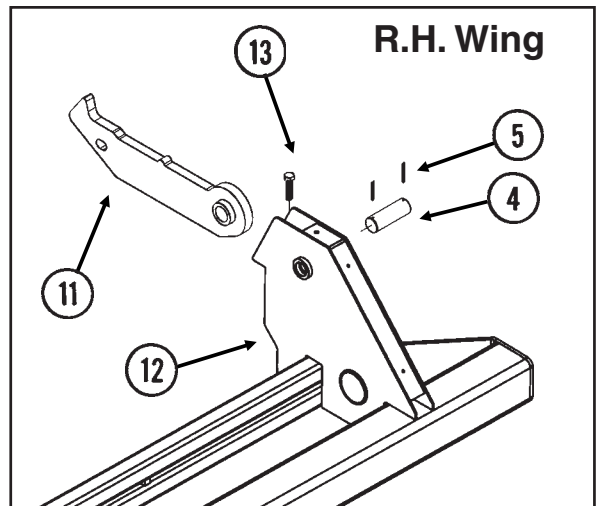
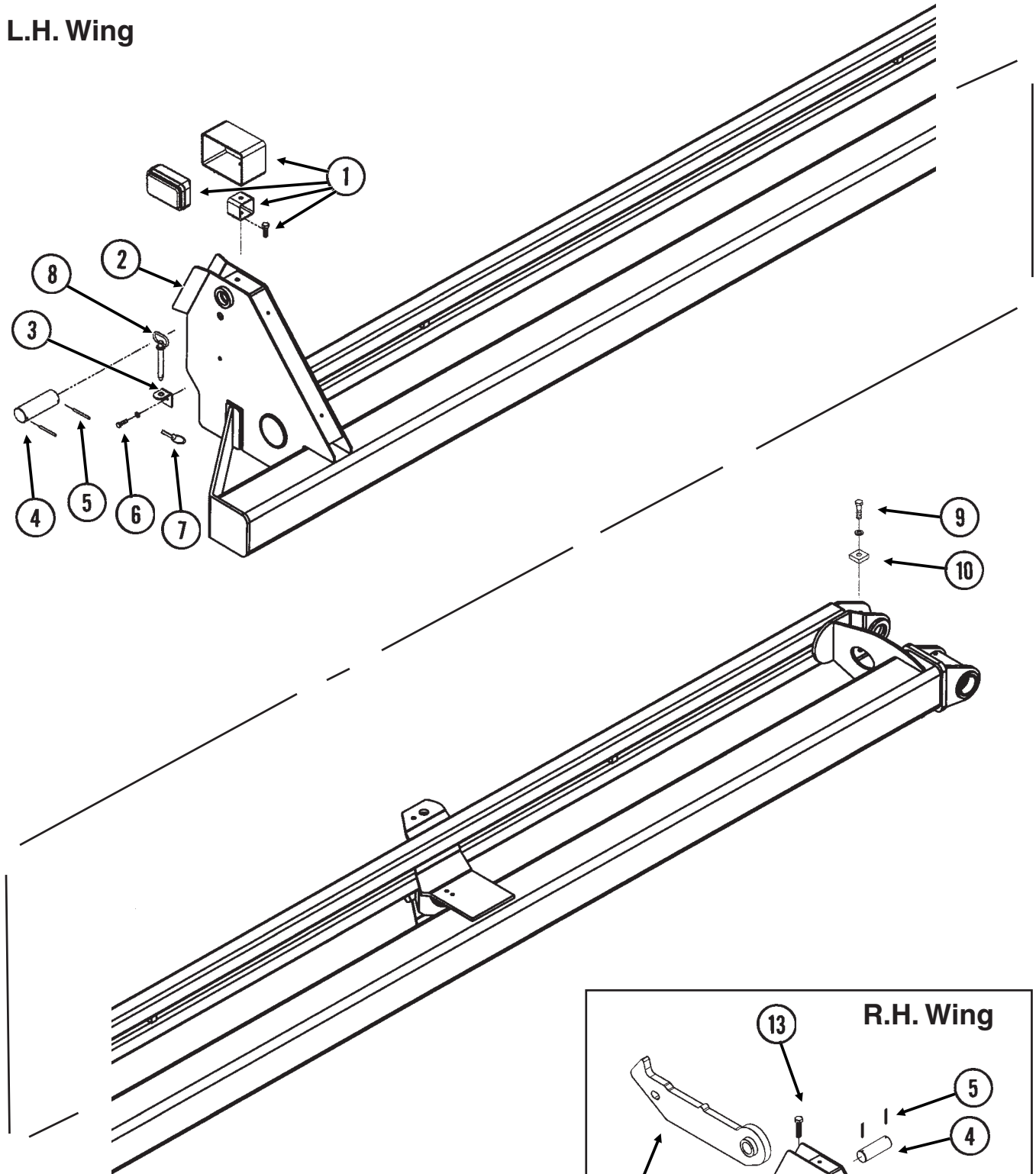
STUB WING

ITEM	PART NO.	QTY.	DESCRIPTION
		(Per Assy.)	
1.	G10640	1	Grease Fitting, 1/4"-28
2.	GD15067	1	Pin, 2 3/4" x 5 13/16"
3.	G11105	2	Cap
4.	G10460	4	Cotter Pin, 1/4" x 2"
5.	GD15048	1-2	Pin, 1 1/4" x 5 1/16"
6.		-	See "Wing Fold Cylinder", Page P102
7.	GD15049	1-2	Pin, 1 1/4" x 4 5/16"
8.	GD15069	1	Capture Plate
9.	G10017	2	Hex Head Cap Screw, 1/2"-13 x 1 1/2"
	G10228	2	Lock Washer, 1/2"
	GD15068	2	Washer, 3 3/4" O.D. x 1/2" I.D. x 1/4"
10.	G10037	1	Hex Head Cap Screw, 1/2"-13 x 1 1/4"
	G10216	1	Washer, 1/2" USS
11.	G10016	1	Hex Head Cap Screw, 1/2"-13 x 2"
	G10216	1	Washer, 1/2" USS
	GD15068	1	Washer, 3 3/4" O.D. x 1/2" I.D. x 1/4"
12.	GD15072	1	Capture Plate
13.	GA11219	1	Stub Wing W/Bushings And Grease Fittings, L.H., 24 Row 30" (Shown)
	GA11220	-	Stub Wing W/Bushings And Grease Fittings, R.H., 24 Row 30"
	GD14565	-	Hardened Bushing, 3 1/2" O.D. x 3" I.D. x 4"
	GD14563	-	Hardened Bushing, 3 1/4" O.D. x 2 3/4" I.D. x 3"
	G10640	-	Grease Fitting, 1/4"-28
14.	GD15070	1	Pin, 2 3/4" x 11 1/4"
15.	GA11249	1	Stub Wing W/Bushings And Grease Fittings, L.H., 32 Row 30" And 36 Row 30" (Shown)
	GA11250	-	Stub Wing W/Bushings And Grease Fittings, R.H., 32 Row 30" And 36 Row 30"
	GD14565	-	Hardened Bushing, 3 1/2" O.D. x 3" I.D. x 4"
	GD14563	-	Hardened Bushing, 3 1/4" O.D. x 2 3/4" I.D. x 3"
	G10640	-	Grease Fitting, 1/4"-28
16.	GA10456	1	Roller Pin, 1 1/4"-7 x 12"
	G10226	1	Washer, 1 1/4" SAE
	G10239	1	Hex Nut, 1 1/4"-7
17.	GA10287	1	Roller

OUTER WING, 24 ROW 30"

(FWD63/FWD63a)

L.H. Wing



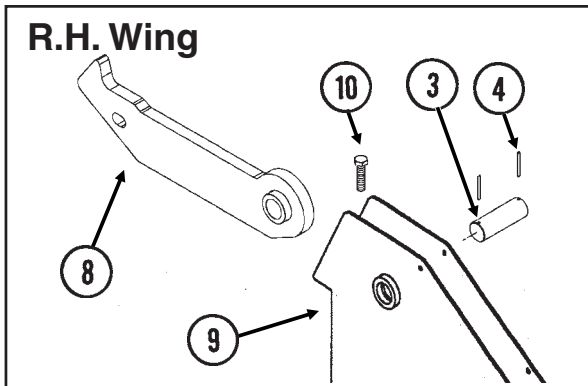
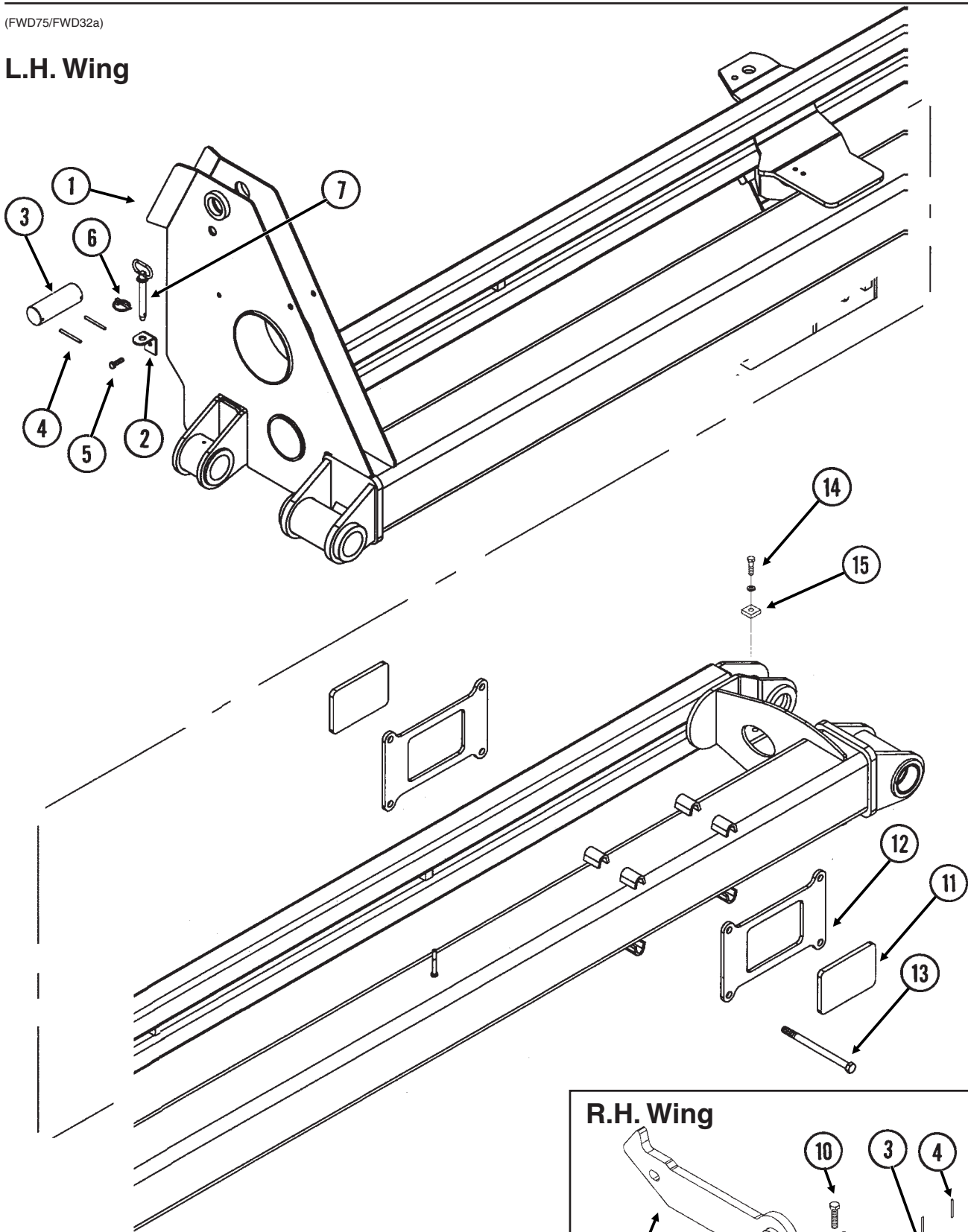
OUTER WING, 24 ROW 30"

ITEM	PART NO.	QTY.	DESCRIPTION
		(Per Assy.)	
1.		-	See "Light Assemblies And Brackets", Pages P134 And P135
2.	GA11225	1	Outer Wing W/Grease Fittings, Bushings And Sleeve, L.H., 284 1/8"
	G10640	-	Grease Fitting, 1/4"-28
	GD14563	-	Hardened Bushing, 3 1/4" O.D. x 2 3/4" I.D. x 3"
	GD15110	-	Sleeve, 3 1/4" I.D. x 2 7/8" O.D. x 1 7/8" Long
3.	GD15285	1	Storage Bracket
4.	GD15074	1	Pin, 2" x 5 3/4"
5.	G10191	2	Spring Pin, 1/4" x 2 3/4"
6.	G10004	1	Hex Head Cap Screw, 3/8"-16 x 1 1/4"
	G10229	1	Lock Washer, 3/8"
	G10101	1	Hex Nut, 3/8"-16
7.	GD5625	1	Lynch Pin, 3/16"
8.	GD15282	1	Pin, 5/8" x 4"
9.	G10016	1	Hex Head Cap Screw, 1/2"-13 x 2"
	G10228	1	Lock Washer, 1/2"
	G10111	1	Lock Nut, 1/2"-13
10.	GD15066	1	Stop
11.	GA10404	1	Outer Hook, 29 13/16" Long
12.	GA11226	1	Outer Wing W/Grease Fittings, Bushings And Sleeve, R.H., 284 1/8"
	G10640	-	Grease Fitting, 1/4"-28
	GD14563	-	Hardened Bushing, 3 1/4" O.D. x 2 3/4" I.D. x 3"
	GD15110	-	Sleeve, 3 1/4" I.D. x 2 7/8" O.D. x 1 7/8" Long
13.	G10543	1	Hex Head Cap Screw, 3/4"-10 x 3", Full Thread
	G10105	1	Hex Nut, 3/4"-10

INNER WING, 32 ROW 30" AND 36 ROW 30"

(FWD75/FWD32a)

L.H. Wing



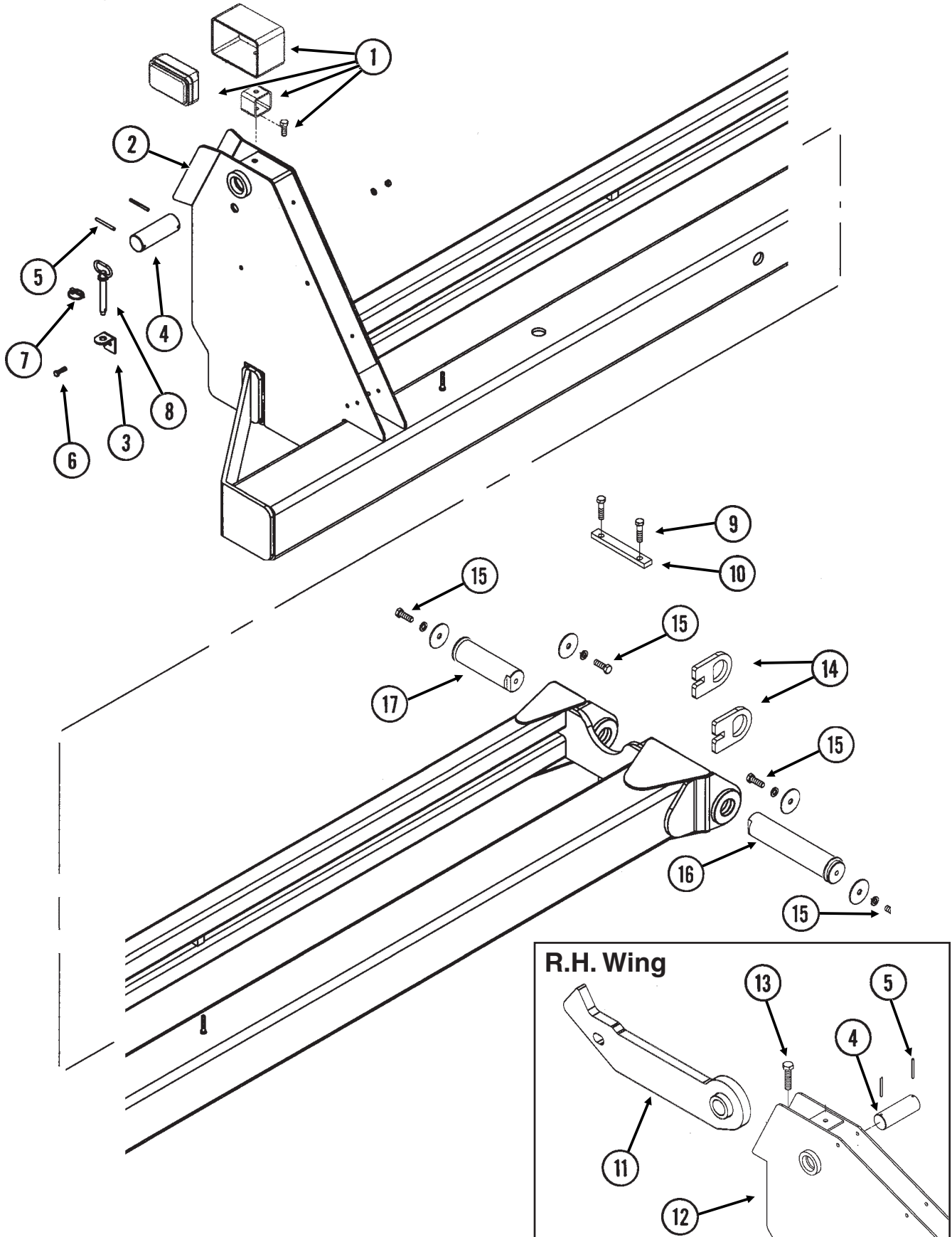
INNER WING, 32 ROW 30" AND 36 ROW 30"

ITEM	PART NO.	QTY.	DESCRIPTION
		(Per Assy.)	
1.	GA11307	1	Inner Wing W/Grease Fittings, Bushings, Spacer And Sleeve, L.H., 209 ⁵ / ₈ ", 32 Row 30"
	GA11323	-	Inner Wing W/Grease Fittings, Bushings, Spacer And Sleeve, L.H., 209 ⁵ / ₈ ", 36 Row 30"
	G10640	-	Grease Fitting, 1/4"-28
	GD14564	-	Hardened Bushing, 2 ³ / ₄ " O.D. x 2 ¹ / ₄ " I.D. x 4 ¹ / ₂ "
	GD15109	-	Spacer, 2 ³ / ₄ " O.D. x 2 ³ / ₈ " I.D. x 2 ³ / ₈ "
	GD14562	-	Hardened Bushing, 2 ³ / ₄ " O.D. x 2 ¹ / ₄ " I.D. x 3"
	GD15110	-	Sleeve, 3 ¹ / ₄ " O.D. x 2 ⁷ / ₈ " I.D. x 1 ⁷ / ₈ ", Long
	GD14563	-	Hardened Bushing, 3 ¹ / ₄ " O.D. x 2 ³ / ₄ " I.D. x 3"
2.	GD15285	1	Storage Bracket
3.	GD15074	1	Pin, 2" x 5 ³ / ₄ "
4.	G10191	2	Spring Pin, 1/4" x 2 ³ / ₄ "
5.	G10004	1	Hex Head Cap Screw, ³ / ₈ "-16 x 1 ¹ / ₄ "
	G10229	1	Lock Washer, ³ / ₈ "
	G10101	1	Hex Nut, ³ / ₈ "-16
6.	GD5625	1	Lynch Pin, ³ / ₁₆ "
7.	GD15282	1	Pin, ⁵ / ₈ " x 4"
8.	GA10378	1	Inner Hook, 29 ¹ / ₄ " Long
9.	GA11308	-	Inner Wing W/Grease Fittings, Bushings, Spacer And Sleeve, R.H., 209 ⁵ / ₈ ", 32 Row 30"
	GA11324	-	Inner Wing W/Grease Fittings, Bushings, Spacer And Sleeve, R.H., 209 ⁵ / ₈ ", 36 Row 30"
	G10640	-	Grease Fitting, 1/4"-28
	GD14564	-	Hardened Bushing, 2 ³ / ₄ " O.D. x 2 ¹ / ₄ " I.D. x 4 ¹ / ₂ "
	GD15109	-	Spacer, 2 ³ / ₄ " O.D. x 2 ³ / ₈ " I.D. x 2 ³ / ₈ "
	GD14562	-	Hardened Bushing, 2 ³ / ₄ " O.D. x 2 ¹ / ₄ " I.D. x 3"
	GD15110	-	Sleeve, 3 ¹ / ₄ " O.D. x 2 ⁷ / ₈ " I.D. x 1 ⁷ / ₈ ", Long
	GD14563	-	Hardened Bushing, 3 ¹ / ₄ " O.D. x 2 ³ / ₄ " I.D. x 3"
10.	G10543	1	Hex Head Cap Screw, ³ / ₄ "-10 x 3", Full Thread
	G10105	1	Hex Nut, ³ / ₄ "-10
11.	GD15720	2	Bronze Pad, 5" x 7 ¹ / ₂ "
12.	GD15719	2	Capture Plate
13.	G10152	4	Hex Head Cap Screw, ⁵ / ₈ "-11 x 9"
	G10217	4	Washer, ⁵ / ₈ " USS
	G10107	4	Lock Nut, ⁵ / ₈ "-11
14.	G10016	1	Hex Head Cap Screw, 1/2"-13 x 2"
	G10228	1	Lock Washer, 1/2"
	G10111	1	Lock Nut, 1/2"-13
15.	GD15066	1	Stop

OUTER WING, 32 ROW 30" AND 36 ROW 30"

(FWD48aa/FWD49)

L.H. Wing

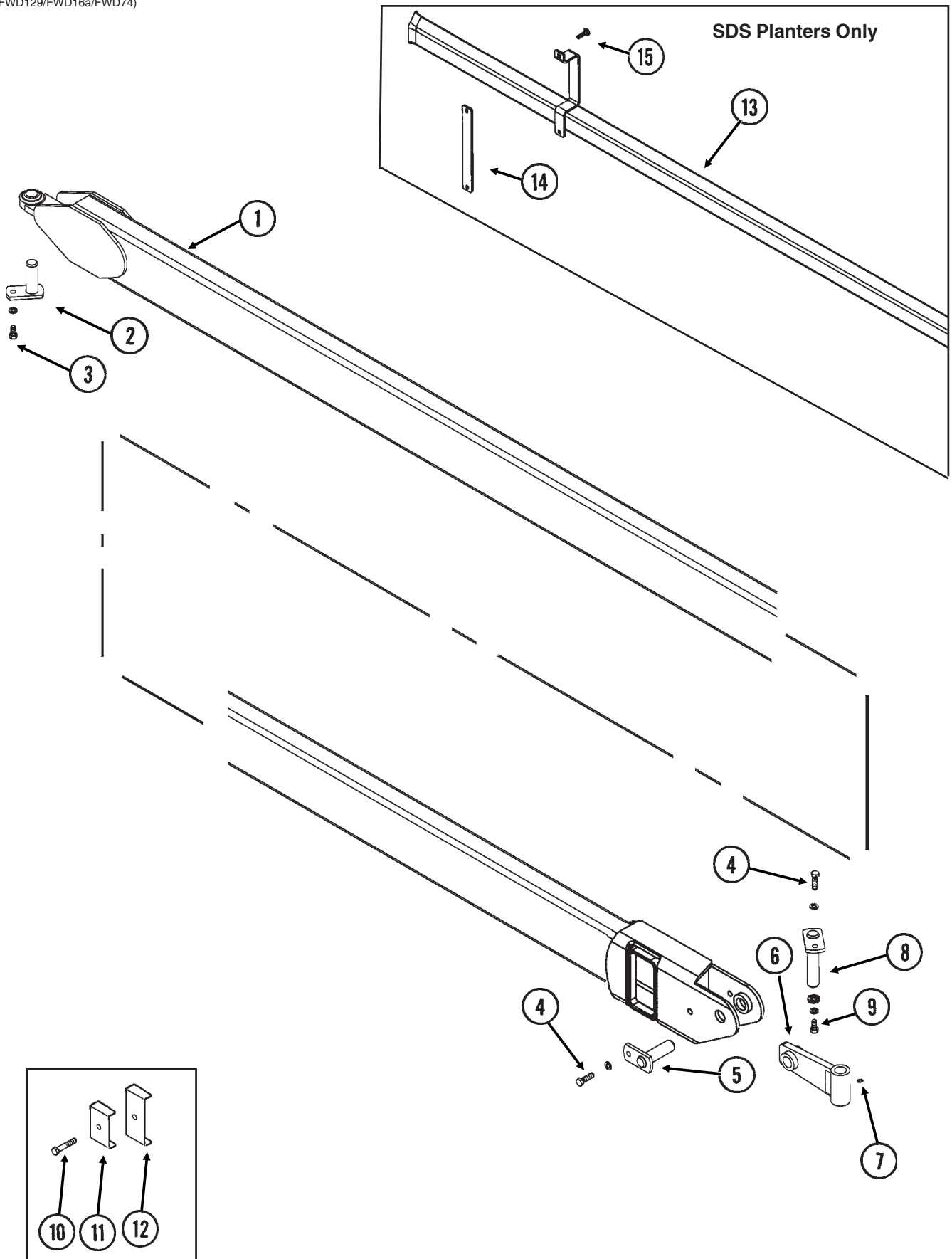


OUTER WING, 32 ROW 30" AND 36 ROW 30"

ITEM	PART NO.	QTY.	DESCRIPTION
		(Per Assy.)	
1.		-	See "Light Assemblies And Brackets", Pages P134 And P135
2.	GA10353	1	Outer Wing W/Grease Fittings, Bushings And Sleeve, L.H., 194 1/2", 32 Row 30"
	GA10413	1	Outer Wing W/Grease Fittings, Bushings And Sleeve, L.H., 254 1/2", 36 Row 30"
	G10640	-	Grease Fitting, 1/4"-28
	GD14563	-	Hardened Bushing, 3 1/4" O.D. x 2 3/4" I.D. x 3"
	GD15110	-	Sleeve, 3 1/4" O.D. x 2 7/8" I.D. x 1 7/8" Long
3.	GD15285	1	Storage Bracket
4.	GD15074	1	Pin, 2" x 5 3/4"
5.	G10191	2	Spring Pin, 1/4" x 2 3/4"
6.	G10004	1	Hex Head Cap Screw, 3/8"-16 x 1 1/4"
	G10229	1	Lock Washer, 3/8"
	G10101	1	Hex Nut, 3/8"-16
7.	GD5625	1	Lynch Pin, 3/16"
8.	GD15282	1	Pin, 5/8" x 4"
9.	G10016	2	Hex Head Cap Screw, 1/2"-13 x 2"
	G10228	2	Lock Washer, 1/2"
	G10111	2	Lock Nut, 1/2"-13
10.	GD15065	1	Capture Plate
11.	GA10743	-	Outer Hook, 29 15/16" Long
12.	GA10352	1	Outer Wing W/Grease Fittings, Bushings And Sleeve, R.H., 194 1/2", 32 Row 30"
	GA10414	1	Outer Wing W/Grease Fittings, Bushings And Sleeve, R.H., 254 1/2", 36 Row 30"
	G10640	-	Grease Fitting, 1/4"-28
	GD14563	-	Hardened Bushing, 3 1/4" O.D. x 2 3/4" I.D. x 3"
	GD15110	-	Sleeve, 3 1/4" O.D. x 2 7/8" I.D. x 1 7/8" Long
13.	G10543	1	Hex Head Cap Screw, 3/4"-10 x 3", Full Thread
	G10105	1	Hex Nut, 3/4"-10
14.	GD15064	2	Capture Plate
15.	G10026	4	Hex Head Cap Screw, 3/4"-10 x 2"
	G10231	4	Lock Washer, 3/4"
	GD17180	4	Washer, 3 1/2" O.D. x 13/16" I.D. x 3/8"
16.	GA12128	1	Pin, 2 1/4" x 11 1/8"
17.	GA12127	1	Pin, 2 1/4" x 7 1/8"

DRAFT LINK

(FWD129/FWD16a/FWD74)

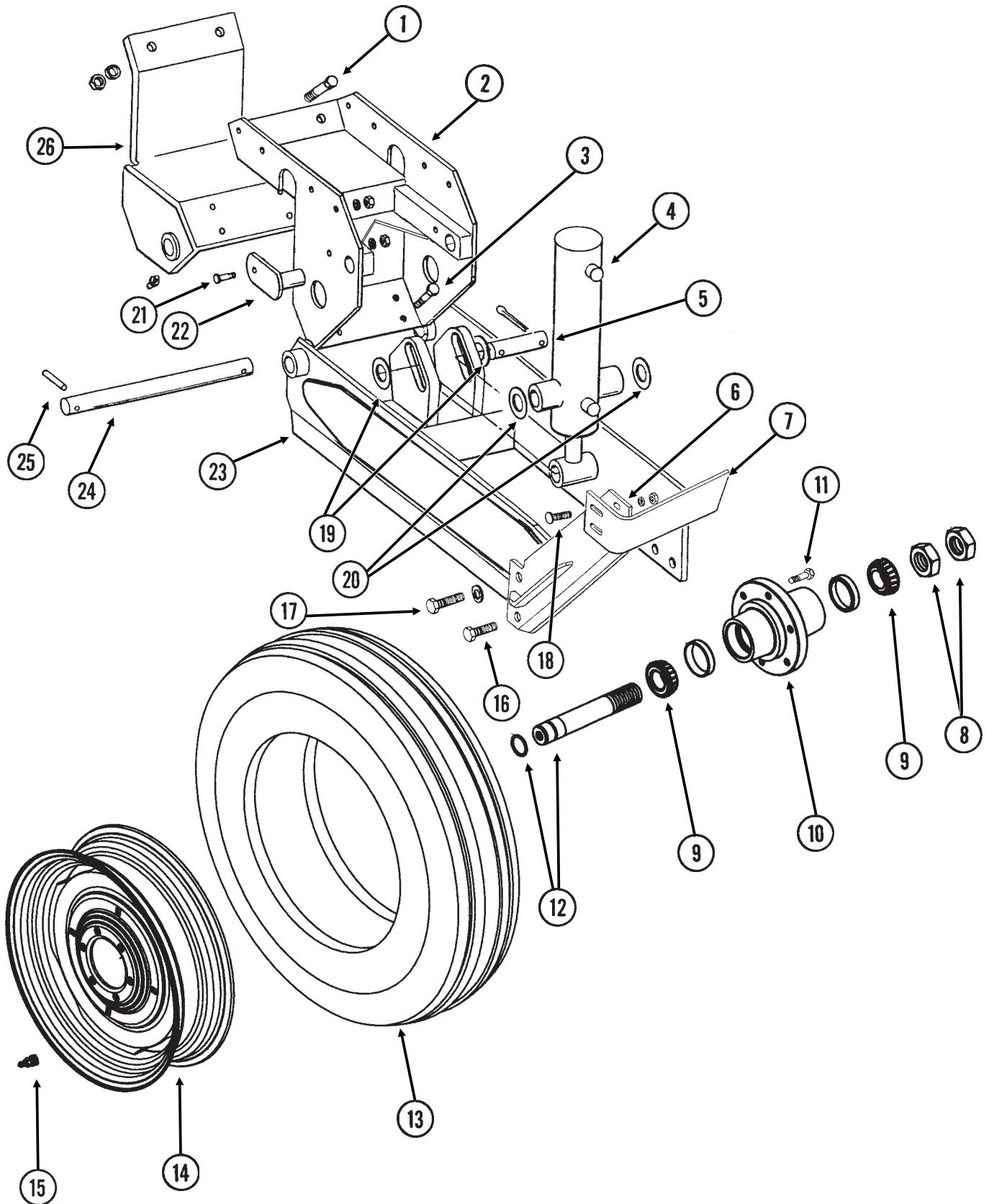


DRAFT LINK

ITEM	PART NO.	QTY.	DESCRIPTION
		(Per Assy.)	
1.	GA11015	1	Draft Link, L.H., 202 ³ / ₈ ", 24 Row 30"
	GA11016	1	Draft Link, R.H., 202 ³ / ₈ ", 24 Row 30"
	GA11025	1	Draft Link, L.H., 277", 32 Row 30"
	GA11026	1	Draft Link, R.H., 277", 32 Row 30"
	GA11027	1	Draft Link, L.H., 314 ¹ / ₈ ", 36 Row 30"
	GA11028	1	Draft Link, R.H., 314 ¹ / ₈ ", 36 Row 30"
2.	GA10276	1	Pin, 3 ⁵ / ₈ "
3.	G10014	1	Hex Head Cap Screw, ¹ / ₂ "-13 x 1"
	G10228	1	Lock Washer, ¹ / ₂ "
4.	G10039	1	Hex Head Cap Screw, ¹ / ₂ "-13 x 1 ³ / ₄ "
	G10228	1	Lock Washer, ¹ / ₂ "
	G10102	1	Hex Nut, ¹ / ₂ "-13
5.	GA10277	1	Pin, 4"
6.	GA10275	1	Link Yoke
7.	G10640	1	Grease Fitting, ¹ / ₄ "-28
8.	GA10278	1	Pin, 6"
9.	G10039	1	Hex Head Cap Screw, ¹ / ₂ "-13 x 1 ³ / ₄ "
	G10228	1	Lock Washer, ¹ / ₂ "
	GD15235	1	Washer, 2 ¹ / ₄ " O.D. x ¹ / ₂ " I.D. x ¹ / ₄ "
10.	G10585	-	Hex Head Cap Screw, ¹ / ₂ "-13 x 3 ¹ / ₄ "
	G10111	-	Lock Nut, ¹ / ₂ "-13
11.	GD0740	-	Hose Clamp, ³ / ₄ " x 4" x 3 ¹ / ₂ "
12.	GD8188	-	Hose Clamp, ⁷ / ₈ " x 3" x 5 ³ / ₈ "
13.	GA11667	1	Hose Tube, 168", 24 Row 30" SDS
	GA11670	1	Hose Tube, 287 ³ / ₄ ", 36 Row 30" SDS
14.	GD16887	2-4	Support
15.	G10301	8	Carriage Bolt, ³ / ₈ "-16 x 1 ¹ / ₂ "
	G10210	8	Washer, ³ / ₈ " USS
	G10108	8	Lock Nut, ³ / ₈ "-16

LIFT/GAUGE WHEEL

(FWD64)



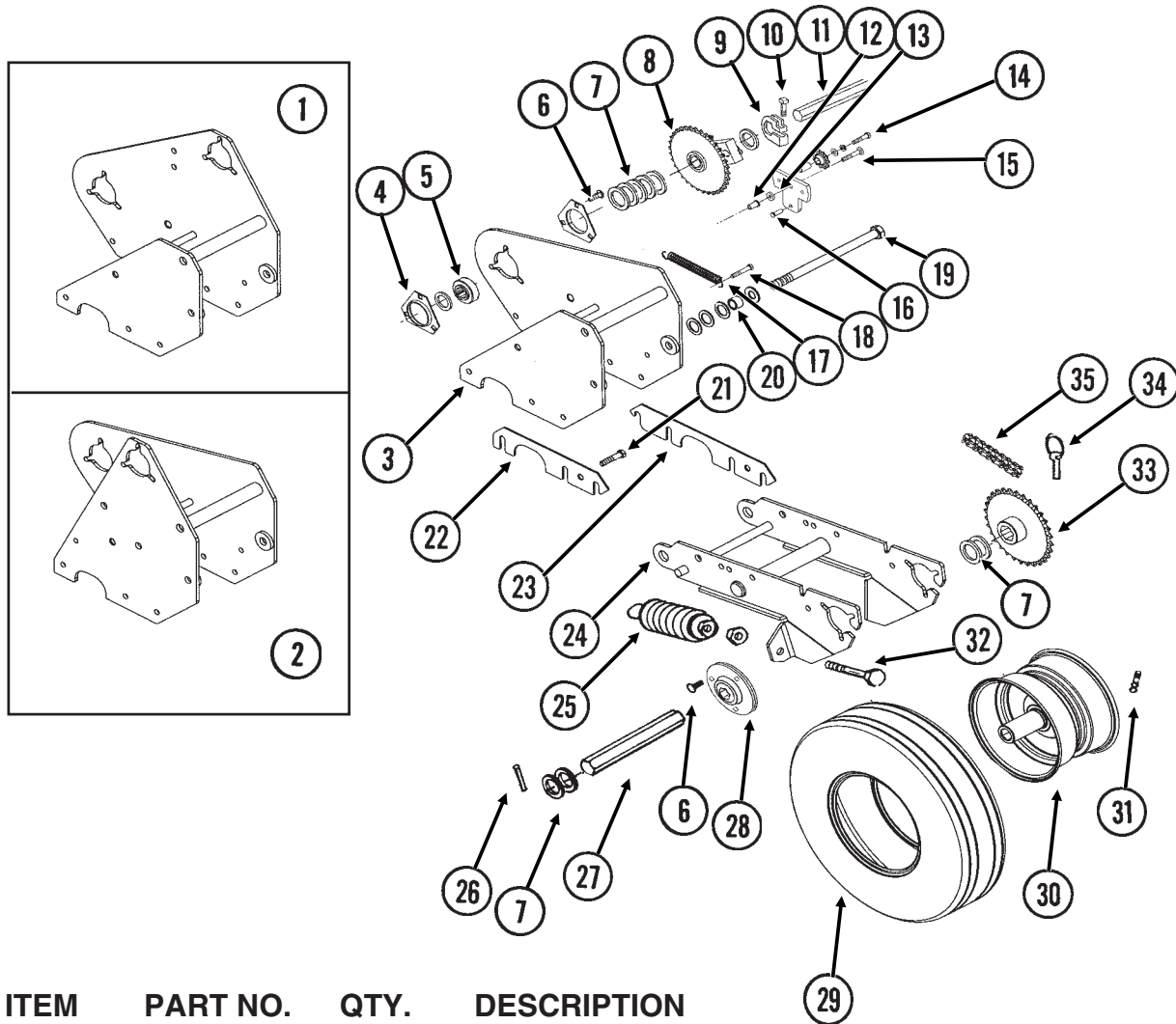
LIFT/GAUGE WHEEL

ITEM	PART NO.	QTY.	DESCRIPTION
		(Per Assy.)	
1.	G10009	2	Hex Head Cap Screw, $\frac{5}{8}$ "-11 x 2 $\frac{1}{2}$ "
	G10230	2	Lock Washer, $\frac{5}{8}$ "
	G10104	2	Hex Nut, $\frac{5}{8}$ "-11
2.	GA5122	1	Wheel Tower Clamp
3.	G10008	4	Hex Head Cap Screw, $\frac{5}{8}$ "-11 x 2"
	GD7805	6	Special Washer, $\frac{5}{8}$ ", Hardened
	G10230	4	Lock Washer, $\frac{5}{8}$ "
	G10104	4	Hex Nut, $\frac{5}{8}$ "-11
4.		-	See "Master/Slave/Lift Assist Cylinders", Pages P98-P101
5.	GD5841	1	Pin, 1 $\frac{1}{4}$ " x 5 $\frac{5}{8}$ "
	G10460	2	Cotter Pin, $\frac{1}{4}$ " x 2"
6.	GA7376	1	Scraper Mount
7.	GD12543	1	Scraper
8.	G11081	2	Hex Jam Nut, 1 $\frac{1}{2}$ "-12, Grade 2
9.	GA0895	2	Bearing
10.	GA2148	1	Hub W/Cups, 6 Bolt
	GR0434	-	Cup
11.	GR0270	6	Lug Bolt, $\frac{9}{16}$ "-18
12.	GA2558	1	Spindle W/Round External Retaining Ring, 9 $\frac{1}{2}$ "
	GD11490	-	Round External Retaining Ring
13.	GD13401	-	Tire, 7.50" x 20", 8 Ply, Tubeless W/O Center Rib (Specify Brand*)
14.	GA2142	1	Rim, 5.50" x 20"
15.	GA7434	1	Valve Stem
16.	G10025	2	Hex Head Cap Screw, $\frac{3}{4}$ "-10 x 1 $\frac{1}{2}$ "
	G10231	2	Lock Washer, $\frac{3}{4}$ "
	G10105	2	Hex Nut, $\frac{3}{4}$ "-10
17.	G10026	2	Hex Head Cap Screw, $\frac{3}{4}$ "-10 x 2"
	G10231	2	Lock Washer, $\frac{3}{4}$ "
18.	G10636	4	Carriage Bolt, $\frac{1}{2}$ "-13 x 1 $\frac{1}{2}$ "
	G10228	4	Lock Washer, $\frac{1}{2}$ "
	G10216	4	Washer, $\frac{1}{2}$ " USS
	G10102	4	Hex Nut, $\frac{1}{2}$ "-13
19.	G10139	2	Washer, 1 $\frac{1}{4}$ " USS
20.	G10159	-	Machine Bushing, 1 $\frac{1}{4}$ ", 10 Gauge (As Required)
21.	G10581	2	Hex Head Cap Screw, $\frac{1}{2}$ "-13 x 2 $\frac{1}{4}$ "
	G10111	2	Lock Nut, $\frac{1}{2}$ "-13
22.	GA5121	2	Pin, 2 $\frac{1}{8}$ "
23.	GA11276	1	Arm
24.	GD11695	1	Pin, 1 $\frac{1}{4}$ " x 13 $\frac{1}{4}$ "
25.	G10610	2	Spring Pin, $\frac{3}{8}$ " x 2"
26.	GA9877	1	Clamp W/Grease Fittings
	G10640	2	Grease Fitting, $\frac{1}{4}$ "-28
A.	GA2147	-	Hub And Spindle Assembly (Items 8-10 And 12)
B.	GA7409	-	Scraper Assembly (Items 6, 7, 16 And 18)

* Specific brand requests will be supplied only as available from current KINZE® Repair Parts stock. If a specific brand requested is not in stock, the brand available will be supplied.

CONTACT DRIVE WHEEL, ARM AND TOWER ASSEMBLIES

(FWD65)



ITEM	PART NO.	QTY.	DESCRIPTION
		(Per Assy.)	
1.	GA11281	1	Tower, Inner Module On 24 Row 30"/Inner And Center Module On 32 Row 30" And 36 Row 30"
2.	GA11280	1	Tower, Center Module On 24 Row 30"/Outer Module On 32 Row 30" And 36 Row 30"
3.	GA11279	1	Tower, Outer Module On 24 Row 30" Only
4.	G3400-01	-	Flangette
5.	G2100-03	-	Bearing, 7/8" Hex Bore, Spherical
6.	G10303	-	Carriage Bolt, 5/16"-18 x 1"
	G10232	-	Lock Washer, 5/16"
	G10106	-	Hex Nut, 5/16"-18
7.	G10233	-	Machine Bushing, 1", 10 Gauge
8.	GA10173	3	Ratchet/Sprocket Assembly, L.H.
	GD1256	2	Spring
	G10464	2	Cotter Pin, 3/16" x 1"
	GA0378	1	Block And Hub Assembly
	GD1255	2	L-Pin
	GA7572	1	Sprocket, 34 Tooth
	G10430	1	External Retaining Ring, 1 1/4"
9.	GD11045	-	Lock Clamp
10.	G10130	-	Square Head Machine Bolt, 5/16"-18 x 1 3/4"
	G10923	-	Flange Nut, 5/16"-18, No Serration

CONTACT DRIVE WHEEL, ARM AND TOWER ASSEMBLIES

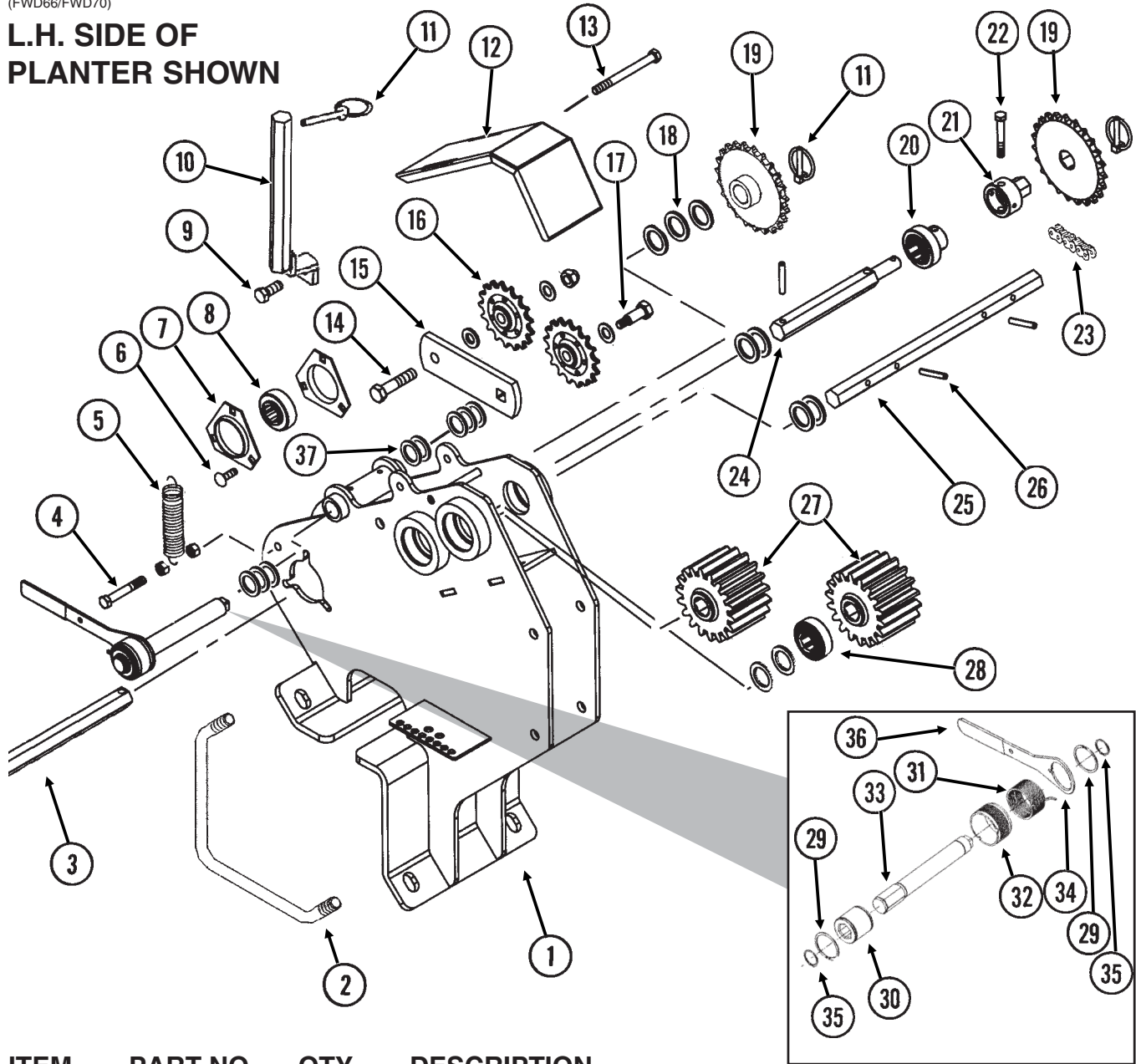
ITEM	PART NO.	QTY.	DESCRIPTION
		(Per Assy.)	
11.	GD2548-93	1	Hex Shaft, 7/8" x 93", L.H. Side (1 Hole)
	GD2548-104	-	Hex Shaft, 7/8" x 104", R.H. Side (1 Hole)
12.	GD15532	1	Bronze Bushing, 1"
13.	GD15538	1	Spacer, 3/8" I.D. x 7/8" O.D., 7 Gauge
14.	GA11287	1	Idler W/Sprockets, Sleeves And Hardware
	GD7426	2	Sprocket, 12 Tooth
	GD1026	2	Sleeve, 1 3/16" Long
	G10047	2	Hex Head Cap Screw, 3/8"-16 x 1 3/4"
	G10210	2	Washer, 3/8" USS
	G10229	2	Lock Washer, 3/8"
15.	G11119	1	Carriage Bolt, 3/8"-16 x 2 1/4"
	G10203	1	Washer, 3/8" SAE
	G10108	1	Lock Nut, 3/8"-16
16.	G11118	1	Clevis Pin, 3/8" x 3/4"
	G10860	1	Retaining Ring, 3/8"
17.	GD5857	1	Spring
18.	G10939	1	Hex Head Cap Screw, 3/8"-16 x 2 1/4"
	G10210	1	Washer, 3/8" USS
	G10101	1	Hex Nut, 3/8"-16
	G10108	1	Lock Nut, 3/8"-16
19.	G10953	1	Hex Head Cap Screw, 5/8"-11 x 10"
	G10235	6	Machine Bushing, 7/8", 14 Gauge
	GD7805	2	Special Washer, 5/8", Hardened
	G10107	1	Lock Nut, 5/8"-11
20.	GB0218	2	Bushing, 21/32" I.D. x 7/8" O.D. x 19/32" Long
21.	G10004	7	Hex Head Cap Screw, 3/8"-16 x 1 1/4"
	G10229	7	Lock Washer, 3/8"
	G10101	7	Hex Nut, 3/8"-16
22.	GD16438	1	Shim
23.	GD16437	1	Shim
24.	GA7372	1	Wheel Arm
25.	GA2068	2	Spring W/Plug
26.	G10602	2	Spring Pin, 1/4" x 1 1/2"
27.	GD6775	1	Hex Shaft, 7/8" x 11 3/4" (2 Holes)
28.	GA9846	-	Flanged Bearing, 7/8" Hex Bore
29.	GD4700	1	Tire, 4.80" x 8", 4 Ply, Rib Implement (Specify Brand*)
30.	GA3553	1	Rim, 3.75" x 8"
31.	GD4701	-	Valve Stem
32.	G10890	2	Hex Head Adjusting Bolt, 1/2"-13 x 4", Grade 2
	G10501	2	Hex Jam Nut, 1/2"-13, Grade 2
33.	GA11285	1	Sprocket, 38 Tooth
34.	GD2558	1	Lynch Pin, 1/4"
35.	G3310-168	1	Chain, No. 40, 168 Pitch Including Connector Link
	GR0912	-	Connector Link, No. 40
A.	G1K324	-	Contact Wheel Arm Replacement Kit, (Items 6, 7, 24, 26-28, 32 And 34)
B.	GA3552	-	Tire And Rim Assembly (Items 29-31)

* Specific brand requests will be supplied only as available from current KINZE® Repair Parts stock. If a specific brand requested is not in stock, the brand available will be supplied. Different brand tires may have different diameters. Change in tire brand may affect rates. Field checks are recommended after any change in contact tires.

SEED RATE TRANSMISSION

(FWD66/FWD70)

L.H. SIDE OF
PLANTER SHOWN



ITEM	PART NO.	QTY.	DESCRIPTION
------	----------	------	-------------

(Per Assy.)

1.	GA11297	1	Transmission Plate W/Grease Fittings
	G10640	2	Grease Fitting, 1/4"-28
2.	GD8175	2	U-Bolt, 7" x 7" (Diamond) x 5/8"-11
	GD7805	4	Special Washer, 5/8", Hardened
	G10230	8	Lock Washer, 5/8"
	G10104	8	Hex Nut, 5/8"-11
3.		-	See "Contact Drive Wheel, Arm And Tower Assemblies", Pages P70 And P71
4.	G10049	1	Hex Head Cap Screw, 3/8"-16 x 2 1/2"
	G10101	2	Hex Nut, 3/8"-16
5.	GD5857	1	Spring
6.	G10303	3	Carriage Bolt, 5/16"-18 x 1"
	G10232	3	Lock Washer, 5/16"
	G10106	3	Hex Nut, 5/16"-18

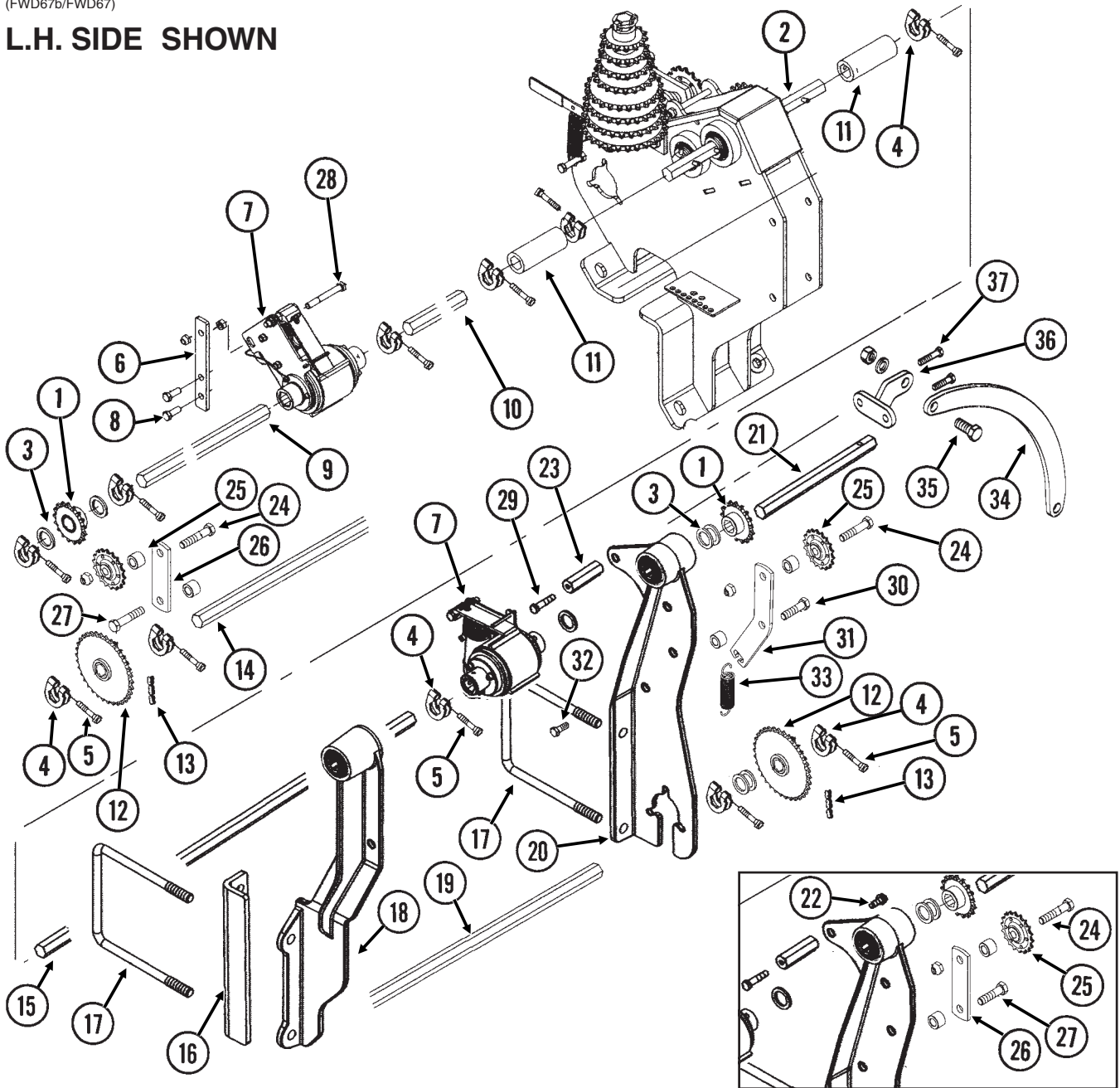
SEED RATE TRANSMISSION

ITEM	PART NO.	QTY. (Per Assy.)	DESCRIPTION
7.	G3400-01	2	Flangette
8.	G2100-03	1	Bearing, 7/8" Hex Bore, Spherical
9.	G10037	1	Hex Head Cap Screw, 1/2"-13 x 1 1/4"
	G10527	1	Lock Washer, 1/2" Internal/External
	G10111	1	Lock Nut, 1/2"-13
10.	GA11245	1	Sprocket Storage Rod
11.	GD2558	3	Lynch Pin, 1/4"
12.	GD16449	1	Cover
13.	G10063	1	Hex Head Cap Screw, 3/8"-16 x 4"
	G10108	1	Lock Nut, 3/8"-16
14.	G10581	1	Hex Head Cap Screw, 1/2"-13 x 2 1/4"
	G10206	3	Washer, 1/2" SAE
	G10111	1	Lock Nut, 1/2"-13
15.	GD16446	1	Idler Plate
16.	GA11244	2	Idler Sprocket, 17 Tooth
17.	GD16440	1	Shoulder Bolt, 1/2" x 3/8"-16 x 1"
18.	G10233	-	Machine Bushing, 1", 10 Gauge (As Required)
19.	GA11235	1	Sprocket, 14 Tooth
	GA11236	1	Sprocket, 15 Tooth
	GA11237	1	Sprocket, 17 Tooth
	GA11238	1	Sprocket, 19 Tooth
	GA11239	2	Sprocket, 23 Tooth
	GA11240	1	Sprocket, 24 Tooth
	GA11241	1	Sprocket, 25 Tooth
	GA11242	1	Sprocket, 26 Tooth
	GA11243	1	Sprocket, 27 Tooth
20.	GA11394	1	Cylindrical Bearing
21.	GD7127	1	Shear Coupler
22.	G10069	1	Hex Head Cap Screw, 5/16"-18 x 2 1/4"
	G10109	1	Lock Nut, 5/16"-18, Grade 8
23.	G3316-80	1	Chain, No. 50, 80 Pitch Including Connector Link
	GR1743	-	Connector Link, No. 50
24.	GD16448	1	Shaft, 8 1/4"
25.	GD16447	1	Shaft, 14"
26.	G11103	1	Spring Pin, 1/4" x 1 3/4"
27.	GD16370	2	Gear, 18 Tooth
28.	GA5116	3	Bearing, 7/8" Hex Bore, Cylindrical
29.	G11075	2	External Inverted Snap Ring, 7/8"
30.	GD14432	1	Sleeve, 1 1/4"
31.	GD14414	1	Torsion Spring, R.H. (Used On L.H. Wrap Spring Wrench)
	GD14413	-	Torsion Spring, L.H. (Used On R.H. Wrap Spring Wrench) (Shown)
32.	GD14429	-	Release Collar, Silver, L.H.
	GD14430	1	Release Collar, Gold, R.H. (Shown)
33.	GD16439	1	Tightener Shaft, 7 5/16"
34.	GD14431	1	Handle
35.	G10496	2	External Inverted Snap Ring, 1 1/2"
36.	G11078	1	Vinyl Cap
37.	G10235	8	Machine Bushing, 7/8", 14 Gauge
A.	GA11311	-	Wrap Spring Wrench Assembly, Silver Collar, L.H. (Items 29-35)
	GA11312	1	Wrap Spring Wrench Assembly, Gold Collar, R.H. (Items 29-35) (Shown)

DRIVEN AND DRILL SHAFTS ON WINGS, 24 ROW 30"

(FWD67b/FWD67)

L.H. SIDE SHOWN



ITEM	PART NO.	QTY.	DESCRIPTION
1.	GA5106	4	Sprocket, 17 Tooth
2.		-	See "Seed Rate Transmission", Pages P72 And P73
3.	G10233	-	Machine Bushing, 1", 10 Gauge
4.	GD11045	-	Lock Clamp
5.	G10130	-	Square Head Machine Bolt, 5/16"-18 x 1 3/4"
	G10923	-	Flange Nut, 5/16"-18, No Serration
6.	GD16417	2	Bracket
7.		-	See "Point Row Clutches", Pages P82 And P83
8.	G10001	4	Hex Head Cap Screw, 3/8"-16 x 1"
	G10108	4	Lock Nut, 3/8"-16
9.	GD0914-46	1	Hex Shaft, 7/8" x 46" (No Holes), L.H. Side
	GD0914-30	-	Hex Shaft, 7/8" x 30" (No Holes), R.H. Side
10.	GD0914-13.5	1	Hex Shaft, 7/8" x 13 1/2" (No Holes), L.H. Side
	GD0914-21	-	Hex Shaft, 7/8" x 21" (No Holes), R.H. Side

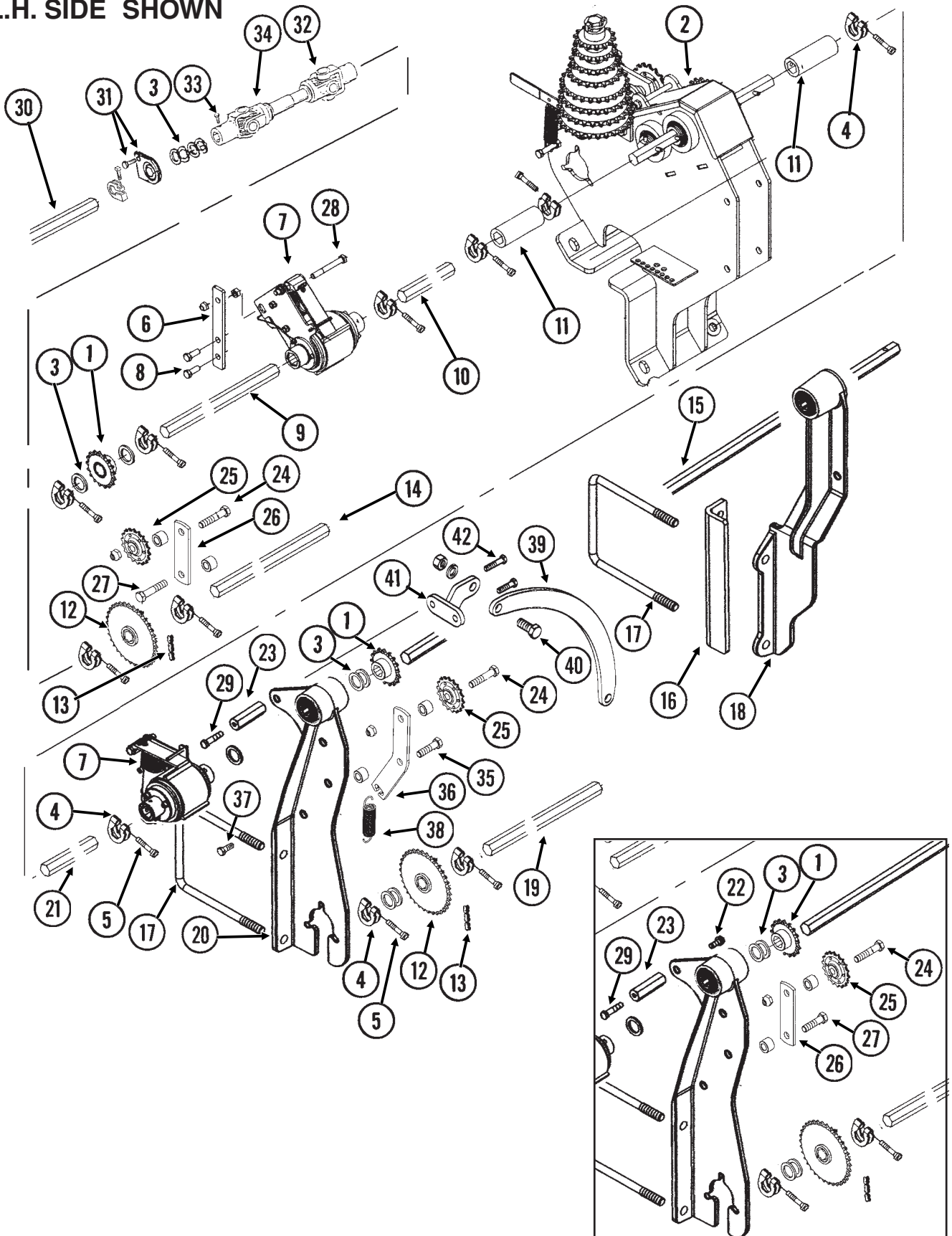
DRIVEN AND DRILL SHAFTS ON WINGS, 24 ROW 30"

ITEM	PART NO.	QTY.	DESCRIPTION
11.	GD10126	4	Coupler, 4"
12.	GA5202	4	Sprocket, 34 Tooth
13.	G3310-108	4	Chain, No. 40, 108 Pitch Including Connector Link
	GR0912	-	Connector Link, No. 40
14.	GD0914-156	2	Hex Shaft, 7/8" x 156" (No Holes)
15.	GD0914-108.5	2	Hex Shaft, 7/8" x 108 1/2" (No Holes)
16.	GD16467	1	Bracket, L.H. Side
	GD16466	-	Bracket, R.H. Side
17.	GD1114	8	U-Bolt, 7" x 7" x 5/8"-11
	G10230	8	Lock Washer, 5/8"
	G10104	8	Hex Nut, 5/8"-11
18.	GA11257	1	Support W/Bearings And Rings, L.H. Side
	GA11256	-	Support W/Bearings And Rings, R.H. Side
	GA5116	-	Bearing, 7/8" Hex Bore, Cylindrical
	GD6551	-	Ring
19.	GD0914-68	2	Hex Shaft, 7/8" x 68" (No Holes)
20.	GA11258	2	Chain Mount W/Bearings And Rings
	GA5116	-	Bearing, 7/8" Hex Bore, Cylindrical
	GD6551	-	Ring
21.	GD16405	2	Shaft, 7/8" x 11" (1 Hole)
22.	G10001	1	Hex Head Cap Screw, 3/8"-16 x 1"
	G10229	1	Lock Washer, 3/8"
23.	GD15114	1	Hex Shaft Spacer
24.	G10053	2	Hex Head Cap Screw, 1/2"-13 x 2 1/2"
	GD10356	2	Bushing, 3/4" Long
	G10111	2	Lock Nut, 1/2"-13
25.	GA7154	2	Sprocket W/Bearing, 18 Tooth
26.	GD16362	2	Plate
27.	G10016	2	Hex Head Cap Screw, 1/2"-13 x 2"
	GD10356	4	Bushing, 3/4" Long
	G10527	4	Lock Washer, 1/2", Internal/External
	G10111	2	Lock Nut, 1/2"-13
28.	G10062	2	Hex Head Cap Screw, 3/8"-16 x 3"
	G10108	2	Lock Nut, 3/8"-16
	G10101	2	Hex Nut, 3/8"-16
29.	G10047	1	Hex Head Cap Screw, 3/8"-16 x 1 3/4"
	G10101	1	Hex Nut, 3/8"-16
30.	G10016	2	Hex Head Cap Screw, 1/2"-13 x 2"
	GD10356	4	Bushing, 3/4" Long
	G10206	4	Washer, 1/2" SAE
	G10111	2	Lock Nut, 1/2"-13
31.	GD17051	2	Idler
32.	G10560	2	Clevis Pin, 1/2" x 1 3/4"
	G10456	2	Cotter Pin, 1/8" x 3/4"
33.	GD5857	2	Spring
34.	GD17095	1	Bar, 21", L.H.
	GD17094	-	Bar, 19 3/4", R.H.
35.	G10007	2	Hex Head Cap Screw, 5/8"-11 x 1 1/2"
	G10230	2	Lock Washer, 5/8"
	G10104	2	Hex Nut, 5/8"-11
36.	GA11964	2	Mount
37.	G10003	2	Hex Head Cap Screw, 3/8"-16 x 1 1/2"
	G10229	2	Lock Washer, 3/8"
	G10101	2	Hex Nut, 3/8"-16

DRIVEN AND DRILL SHAFTS ON WINGS, 32 ROW 30" AND 36 ROW 30"

(FWD67aaFWD67a)

L.H. SIDE SHOWN



DRIVEN AND DRILL SHAFTS ON WINGS, 32 ROW 30" AND 36 ROW 30"

ITEM	PART NO.	QTY.	DESCRIPTION
1.	GA5106	4	Sprocket, 17 Tooth
2.		-	See "Seed Rate Transmission", Pages P72 And P73
3.	G10233	-	Machine Bushing, 1", 10 Gauge
4.	GD11045	-	Lock Clamp
5.	G10130	-	Square Head Machine Bolt, $\frac{5}{16}$ "-18 x 1 $\frac{3}{4}$ "
	G10923	-	Flange Nut, $\frac{5}{16}$ "-18, No Serration
6.	GD16417	2	Bracket
7.		-	See "Point Row Clutches", Pages P82 And P83
8.	G10001	4	Hex Head Cap Screw, $\frac{3}{8}$ "-16 x 1"
	G10108	4	Lock Nut, $\frac{3}{8}$ "-16
9.	GD0914-76	1	Hex Shaft, $\frac{7}{8}$ " x 76" (No Holes), L.H. Side
	GD0914-60	-	Hex Shaft, $\frac{7}{8}$ " x 60" (No Holes), R.H. Side
10.	GD0914-13.5	1	Hex Shaft, $\frac{7}{8}$ " x 13 $\frac{1}{2}$ " (No Holes), L.H. Side
	GD0914-21	-	Hex Shaft, $\frac{7}{8}$ " x 21" (No Holes), R.H. Side
11.	GD10126	4	Coupler, 4"
12.	GA5202	4	Sprocket, 34 Tooth
13.	G3310-108	4	Chain, No. 40, 108 Pitch Including Connector Link
	GR0912	-	Connector Link, No. 40
14.	GD0914-36	1	Hex Shaft, $\frac{7}{8}$ " x 36" (No Holes), L.H. Side, 32 Row 30"
	GD0914-48	-	Hex Shaft, $\frac{7}{8}$ " x 48" (No Holes), R.H. Side, 32 Row 30"
	GD0914-20	-	Hex Shaft, $\frac{7}{8}$ " x 20" (No Holes), L.H. Side, 36 Row 30"
	GD0914-36	-	Hex Shaft, $\frac{7}{8}$ " x 36" (No Holes), R.H. Side, 36 Row 30"
15.	GD16451	1	Shaft, $\frac{7}{8}$ " x 56" (1 Hole), L.H. Side
	GD16450	1	Shaft, $\frac{7}{8}$ " x 44" (1 Hole), R.H. Side
16.	GD16467	1	Bracket, L.H. Side
	GD16466	-	Bracket, R.H. Side
17.	GD1114	8	U-Bolt, 7" x 7" x $\frac{5}{8}$ "-11
	G10230	8	Lock Washer, $\frac{5}{8}$ "
	G10104	8	Hex Nut, $\frac{5}{8}$ "-11
18.	GA11257	1	Support W/Bearings And Rings, L.H. Side
	GA11256	-	Support W/Bearings And Rings, R.H. Side
	GA5116	-	Bearing, $\frac{7}{8}$ " Hex Bore, Cylindrical
	GD6551	-	Ring
19.	GD0914-132	2	Hex Shaft, $\frac{7}{8}$ " x 132" (No Holes), 32 Row 30"
	GD0914-156	-	Hex Shaft, $\frac{7}{8}$ " x 156" (No Holes), 36 Row 30"
20.	GA11258	2	Chain Mount W/Bearings And Rings
	GA5116	-	Bearing, $\frac{7}{8}$ " Hex Bore, Cylindrical
	GD6551	-	Ring
21.	GD0914-10.5	1	Hex Shaft, $\frac{7}{8}$ " x 10 $\frac{1}{2}$ " (No Holes), L.H. Side
	GD0914-21	-	Hex Shaft, $\frac{7}{8}$ " x 21" (No Holes), R.H. Side
22.	G10001	1	Hex Head Cap Screw, $\frac{3}{8}$ "-16 x 1"
	G10229	1	Lock Washer, $\frac{3}{8}$ "
23.	GD15114	1	Hex Shaft Spacer
24.	G10053	2	Hex Head Cap Screw, $\frac{1}{2}$ "-13 x 2 $\frac{1}{2}$ "
	GD10356	2	Bushing, $\frac{3}{4}$ " Long
	G10111	2	Lock Nut, $\frac{1}{2}$ "-13

(Continued On Following Page)

DRIVEN AND DRILL SHAFTS ON WINGS, 32 ROW 30" AND 36 ROW 30"

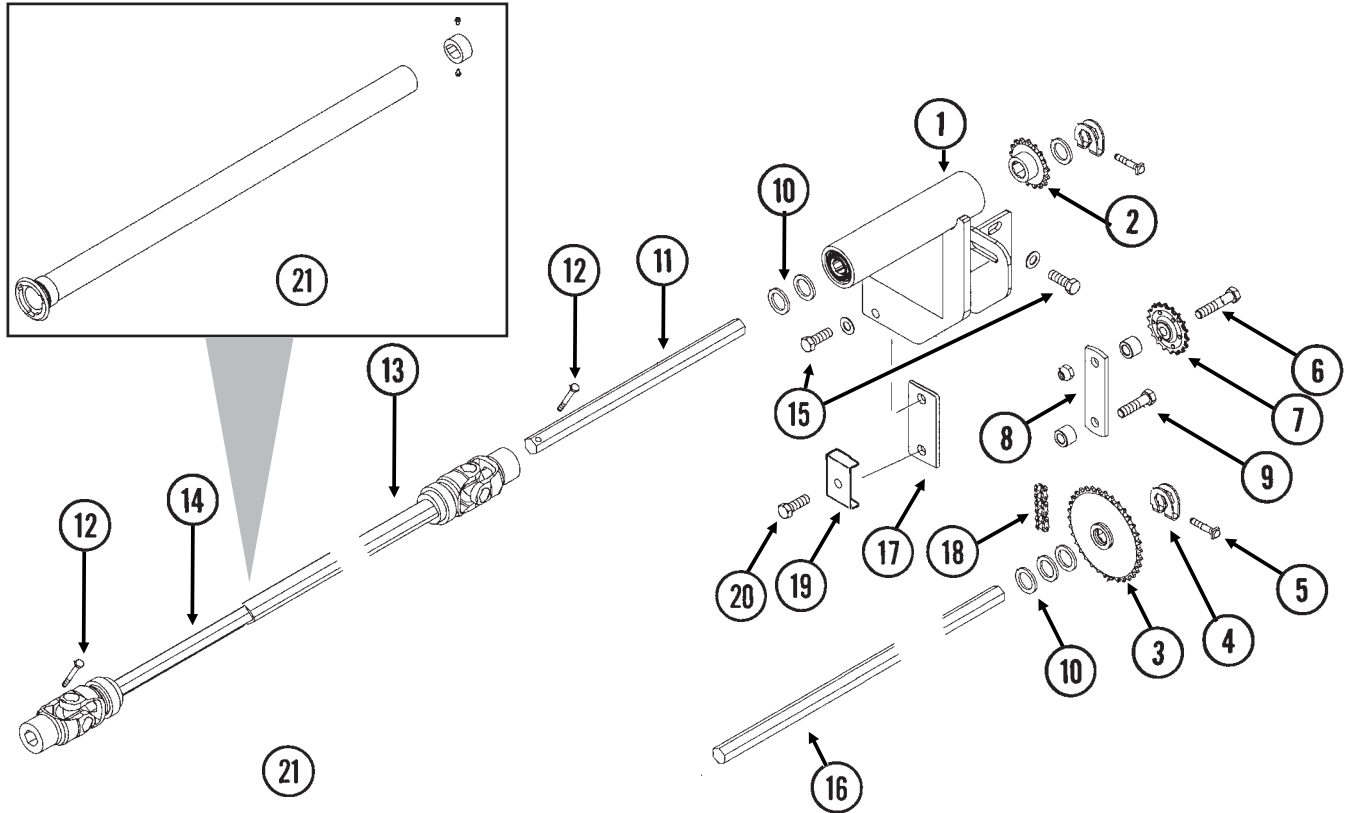
ITEM	PART NO.	QTY.	DESCRIPTION
25.	GA7154	2	Sprocket W/Bearing, 18 Tooth
26.	GD16362	2	Plate
27.	G10016	2	Hex Head Cap Screw, 1/2"-13 x 2"
	GD10356	4	Bushing, 3/4" Long
	G10527	4	Lock Washer, 1/2", Internal/External
	G10111	2	Lock Nut, 1/2"-13
28.	G10062	2	Hex Head Cap Screw, 3/8"-16 x 3"
	G10108	2	Lock Nut, 3/8"-16
	G10101	2	Hex Nut, 3/8"-16
29.	G10047	1	Hex Head Cap Screw, 3/8"-16 x 1 3/4"
	G10101	1	Hex Nut, 3/8"-16
30.	GD0914-166	1	Hex Shaft, 7/8" x 166" (No Holes), L.H. Side, 32 Row 30"
	GD0914-156	-	Hex Shaft, 7/8" x 156" (No Holes), R.H. Side, 32 Row 30"
	GD0914-228	-	Hex Shaft, 7/8" x 228" (No Holes), L.H. Side, 36 Row 30"
	GD0914-218	-	Hex Shaft, 7/8" x 218" (No Holes), R.H. Side, 36 Row 30"
31.		-	See "Parallel Arms, Mounting Support Plate And Quick Adjustable Down Force Springs", Page P4
32.	GA7051	2	U-Joint W/Grease Fitting, Male, 12 1/4" Long
	GR1557	-	Grease Fitting, 45°, Metric
	GR1296	-	Inner Profile
	GR1295	-	Inboard Yoke
	GR1301	-	Spring Pin, 8 mm x 50 mm
	GR1294	-	Cross And Bearing Kit
	GR1293	-	Yoke, 7/8" Hex
33.	G10688	4	Square Head Set Screw, 3/8"-16 x 5/8"
34.	GA7052	2	U-Joint W/Grease Fitting, Female, 10 1/4" Long
	GR1557	-	Grease Fitting, 45°, Metric
	GR1298	-	Inboard Yoke And Outer Profile (18 1/4" U-Joint)
	GR1297	-	Inboard Yoke And Outer Profile (10 1/4" U-Joint)
	GR1294	-	Cross And Bearing Kit
	GR1293	-	Yoke, 7/8" Hex
35.	G10016	2	Hex Head Cap Screw, 1/2"-13 x 2"
	GD10356	4	Bushing, 3/4" Long
	G10206	4	Washer, 1/2" SAE
	G10111	2	Lock Nut, 1/2"-13
36.	GD17051	2	Idler
37.	G10560	2	Clevis Pin, 1/2" x 1 3/4"
38.	GD5857	2	Spring
39.	GD17095	-	Bar, 21", L.H.
	GD17094	1	Bar, 19 3/4", R.H.
40.	G10007	2	Hex Head Cap Screw, 5/8"-11 x 1 1/2"
	G10230	2	Lock Washer, 5/8"
	G10104	2	Hex Nut, 5/8"-11
41.	GA11964	2	Mount
42.	G10003	2	Hex Head Cap Screw, 3/8"-16 x 1 1/2"
	G10229	2	Lock Washer, 3/8"
	G10101	2	Hex Nut, 3/8"-16

This page intentionally left blank.

DRIVEN AND DRILL SHAFTS ON CENTER SECTION

(A12114/FWD73c)

L.H. SIDE SHOWN



ITEM	PART NO.	QTY. (Per Side)	DESCRIPTION
1.	GA11187	1	Mount W/Bearings And Rings, L.H. Side (Shown)
	GA11186	-	Mount W/Bearings And Rings, R.H. Side
	GA5116	-	Bearing, 7/8" Hex Bore, Cylindrical
	GD6551	-	Ring

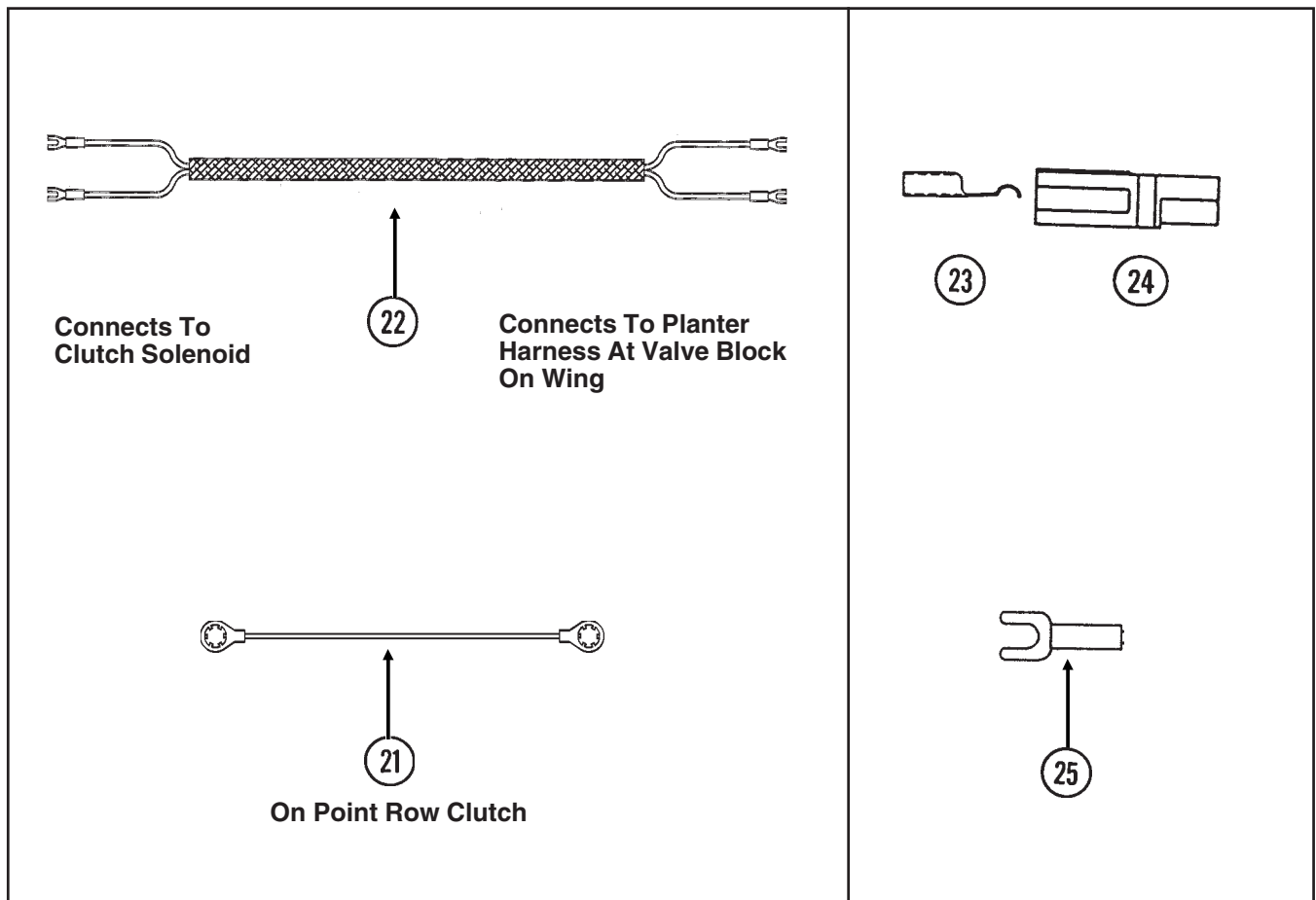
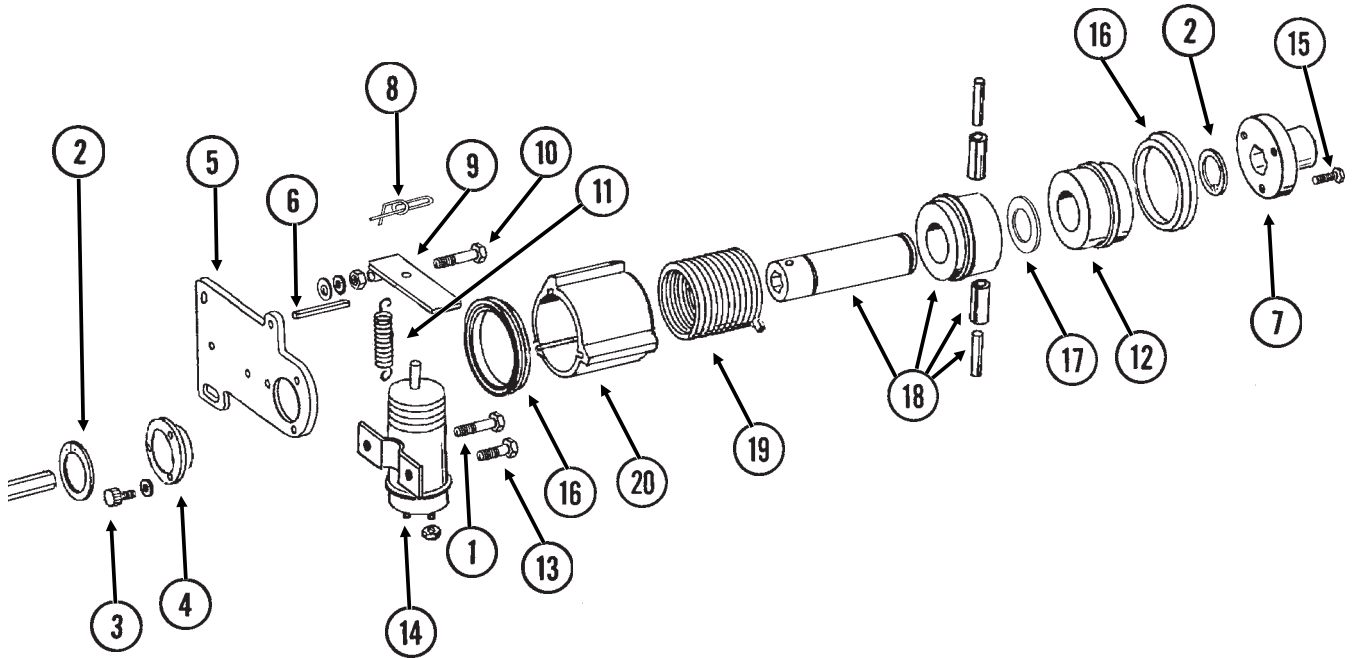
DRIVEN AND DRILL SHAFTS ON CENTER SECTION

ITEM	PART NO.	QTY. (Per Side)	DESCRIPTION
2.	GA5106	2	Sprocket, 17 Tooth
3.	GA5202	4	Sprocket, 34 Tooth
4.	GD11045	-	Lock Clamp
5.	G10130	-	Square Head Machine Bolt, $\frac{5}{16}$ "-18 x 1 $\frac{3}{4}$ "
	G10923	-	Flange Nut, $\frac{5}{16}$ "-18, No Serration
6.	G10053	2	Hex Head Cap Screw, $\frac{1}{2}$ "-13 x 2 $\frac{1}{2}$ "
	GD10356	2	Bushing, $\frac{3}{4}$ " Long
	G10111	2	Lock Nut, $\frac{1}{2}$ "-13
7.	GA7154	2	Sprocket W/Bearing, 18 Tooth
8.	GD16362	2	Plate
9.	G10016	2	Hex Head Cap Screw, $\frac{1}{2}$ "-13 x 2"
	GD10356	4	Bushing, $\frac{3}{4}$ " Long
	G10527	4	Lock Washer, $\frac{1}{2}$ ", Internal/External
	G10111	2	Lock Nut, $\frac{1}{2}$ "-13
10.	G10233	-	Machine Bushing, 1", 10 Gauge
11.	GD2548-16	2	Hex Shaft, $\frac{7}{8}$ " x 16" (1 Hole)
12.	G10880	4	Hex Head Cap Screw, $\frac{1}{4}$ "-20 x 2 $\frac{1}{4}$ "
	G10110	4	Lock Nut, $\frac{1}{4}$ "-20, Grade B
13.	GA11169	2	U-Joint W/Grease Fitting, Female, 61 $\frac{15}{32}$ "
	GR1294	-	Cross And Bearing Kit
	GR1352	-	Inboard Yoke
	GR1300	-	Grease Fitting, 67.5°, Metric
	GR1301	-	Spring Pin, 8 mm x 50 mm
	GR1365	-	Yoke, $\frac{7}{8}$ " Hex
	GR1741	-	Outer Profile
14.	GA8001	2	U-Joint W/Grease Fitting, Male, 40 $\frac{13}{32}$ "
	GR1294	-	Cross And Bearing Kit
	GR1295	-	Inboard Yoke
	GR1300	-	Grease Fitting, 67.5°, Metric
	GR1301	-	Spring Pin, 8 mm x 50 mm
	GR1365	-	Yoke, $\frac{7}{8}$ " Hex
	GR1377	-	Inner Profile
15.	G10017	8	Hex Head Cap Screw, $\frac{1}{2}$ "-13 x 1 $\frac{1}{2}$ "
	G10206	8	Washer, $\frac{1}{2}$ " SAE
	G10228	8	Lock Washer, $\frac{1}{2}$ "
	G10102	8	Hex Nut, $\frac{1}{2}$ "-13
16.	GD0914-78	1	Hex Shaft, $\frac{7}{8}$ " x 78" (No Holes), L.H. Side
	GD0914-68	-	Hex Shaft, $\frac{7}{8}$ " x 68" (No Holes), R.H. Side
17.	GD16355-01	-	Shim, 2" x 4" x 16 Gauge
	GD16355-02	-	Shim, 2" x 4" x 10 Gauge
	GD16355-03	-	Shim, 2" x 4" x $\frac{1}{4}$ "
18.	G3310-108	1	Chain, No. 40, 108 Pitch Including Connector Link
	GR0912	-	Connector Link, No. 40
19.	GD0740	1	Hose Clamp, $\frac{3}{4}$ " x 4" x 3 $\frac{1}{2}$ "
20.	G10585	1	Hex Head Cap Screw, $\frac{1}{2}$ "-13 x 3 $\frac{1}{4}$ "
	G10206	1	Washer, $\frac{1}{2}$ " SAE
	G10228	1	Lock Washer, $\frac{1}{2}$ "
	G10102	1	Hex Nut, $\frac{1}{2}$ "-13
21.	GA12114	1	Cover W/Plug And Screws
	GD17100	-	Plug
	G11073	-	Slotted Hex Self-Tapping Screw, No. 10 x $\frac{3}{8}$ "

POINT ROW CLUTCHES

(FWD71/TWL71d/TWL71/TWL18/A10054)

L.H. Point Row Clutch Shown

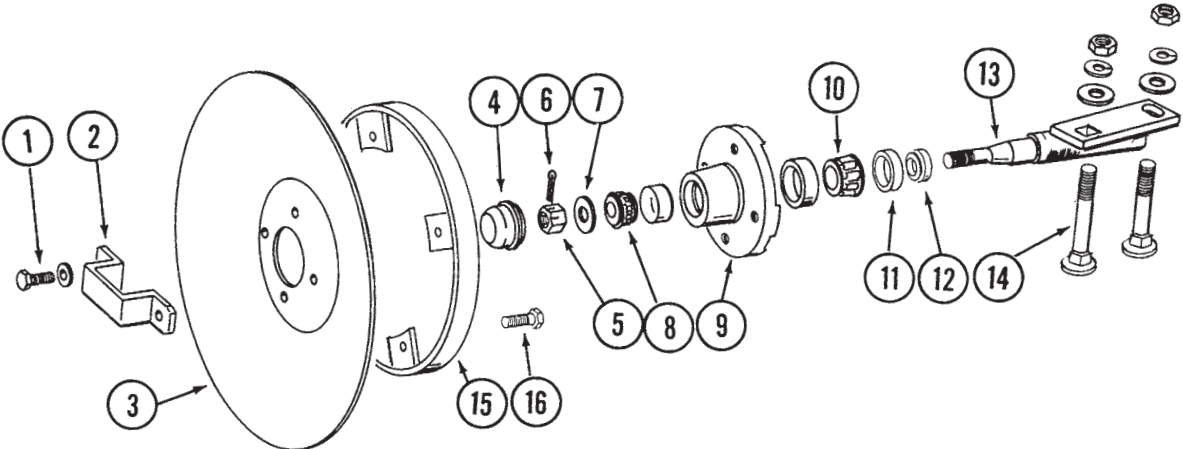


POINT ROW CLUTCHES

ITEM	PART NO.	QTY. (Per Assy.)	DESCRIPTION
1.	G10900	1	Hex Socket Head Cap Screw, 1/4"-20 x 1 3/4", Grade 8
	G10227	1	Lock Washer, 1/4"
	G10103	2	Hex Nut, 1/4"-20
2.	G10496	2	External Inverted Snap Ring, 1 1/2"
3.	G10253	3	Hex Socket Head Screw, No. 10-32 x 1/2"
	G10257	3	Lock Washer, No. 10
4.	GD9667	1	Bushing
5.	GD10103	1	Mounting Plate
6.	G10859	1	Spring Pin, 3/16" x 2 1/4"
7.	GA9068	1	Hex Coupler
8.	GD11120	1	Rue Ring Cotter, 5/16"
9.	GD10510	1	Actuator Arm
10.	G10049	1	Hex Head Cap Screw, 3/8"-16 x 2 1/2"
	G10101	1	Hex Nut, 3/8"-16
	G10203	1	Washer, 3/8" SAE
	G10229	2	Lock Washer, 3/8"
	G10497	1	Hex Jam Nut, 3/8"-16, Grade 2
11.	GD10123	1	Spring
12.	GD10104	1	Input Hub
13.	G10023	1	Hex Head Cap Screw, 1/4"-20 x 3/4"
	G10227	1	Lock Washer, 1/4"
	G10103	1	Hex Nut, 1/4"-20
14.	GA8393	1	Solenoid Complete
	GR1306	1	Snap Ring
	GR1303	1	Spring
	GR1304	1	Boot
	GR1305	1	Plunger
15.	G10374	3	Hex Socket Head Cap Screw, 1/4"-20 x 1"
	G10227	3	Lock Washer, 1/4"
16.	GD14512	2	V-Ring Seal
17.	GD14513	1	Felt Washer
18.	GA7137	1	Hub/Sleeve Assembly W/Spring Pins
	G10804	-	Spring Pin, 5/32" x 7/8"
	G10765	-	Spring Pin, 1/4" x 1"
19.	GD9672	1	Spring, R.H.
	GD9671	-	Spring, L.H.
20.	GD10102	1	Stop Collar
21.	GA10054	-	Ground Cable, Green
22.	GA11361	1	Wiring Harness, 96" (Brown-Black/Red Ends), 24 Row 30" (Left End PRC)
	GA11362	1	Wiring Harness, 96" (Yellow-Black/Red Ends), 24 Row 30", 32 Row 30" And 36 Row 30" (Left Inside PRC)
	GA11363	1	Wiring Harness, 96" (Orange-Black/Red Ends), 24 Row 30", 32 Row 30" And 36 Row 30" (Right Inside PRC)
	GA11364	1	Wiring Harness, 96" (Red/Black-Black/Red Ends), 24 Row 30" (Right End PRC)
	GA11619	1	Wiring Harness, 42" (Brown-Black/Red Ends), 32 Row 30" And 36 Row 30" (Left End PRC)
	GA11620	1	Wiring Harness, 36" (Red/Black-Black/Red Ends), 32 Row 30" And 36 Row 30" (Right End PRC)
23.	GD9530	-	Contact
24.	GD9529	-	Housing, Black
	GD12726	-	Housing, Red
25.	G10996	-	Fork Terminal
A.	GA11268	-	Point Row Clutch Assembly, R.H. (Used On Outer L.H. Wing And Inner R.H. Wing) (Items 1-21)
	GA11267	-	Point Row Clutch Assembly, L.H. (Used On Outer R.H. Wing And Inner L.H. Wing) (Items 1-21)

ROW MARKER SPINDLE/HUB/BLADE

MKR020(MKR4)

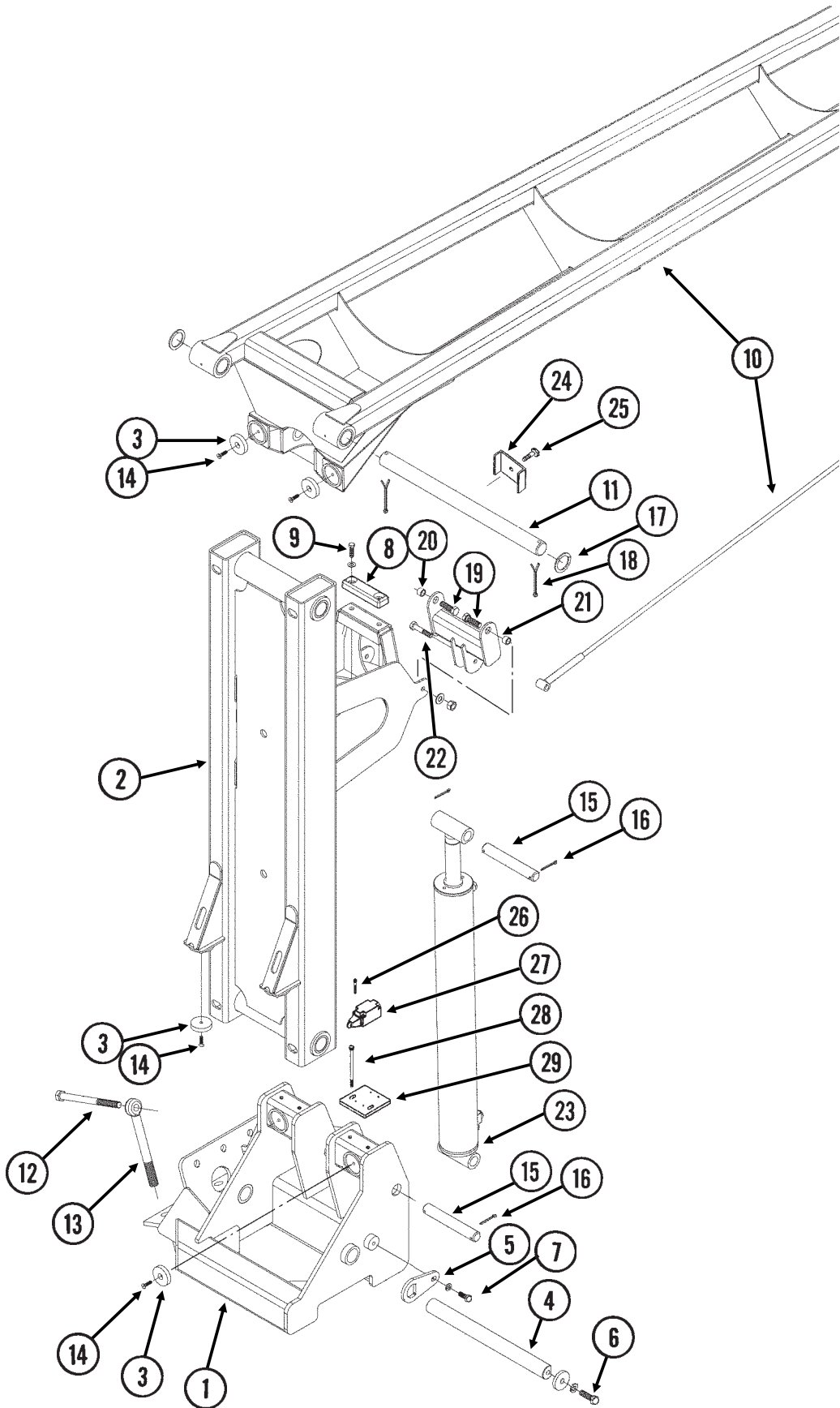


ROW MARKER SPINDLE/HUB/BLADE

ITEM	PART NO.	QTY. (Per Assy.)	DESCRIPTION
1.	G10722	4	Hex Head Cap Screw, 1/2"-20 x 1"
	G10228	4	Lock Washer, 1/2"
2.	GD2597	1	Retainer
3.	GD0746	1	Disc Blade, Solid, 16" (Shown)
	GD10283	-	Disc Blade, Notched, 16" (Optional)
4.	GD0840	1	Dust Cap
5.	G10725	1	Slotted Hex Nut, 5/8"-18
6.	G10544	1	Cotter Pin, 5/32" x 1"
7.	G10724	1	Washer, 5/8" SAE
8.	GA0257	1	Bearing
9.	GA0167	1	Hub W/Cups, 4 Bolt
	GR0151	-	Outer Cup
	GR0150	-	Inner Cup
10.	GA0245	1	Bearing
11.	GA0243	1	Grease Seal
12.	GA0899	1	Rubber Seal
13.	GA1676	1	Spindle, R.H.
	GA1677	-	Spindle, L.H. (Shown)
14.	G10844	2	Carriage Bolt, 1/2"-13 x 3 1/2"
	G10168	2	Machine Bushing, 1/2", 7 Gauge
	G10228	2	Lock Washer, 1/2"
	G10102	2	Hex Nut, 1/2"-13
15.	GA5853	1	Depth Band
16.	G10019	4	Hex Head Cap Screw, 5/16"-18 x 1"
	G10109	4	Lock Nut, 5/16"-18, Grade 8
A.	GA1679	-	Hub And Spindle Assembly, L.H. (Items 1, 2 And 4-13)
	GA1678	-	Hub And Spindle Assembly, R.H. (Items 1, 2 And 4-13)

ROW MARKER ASSEMBLY (Mount And First Stage), 24 ROW 30"

(FWD17d)

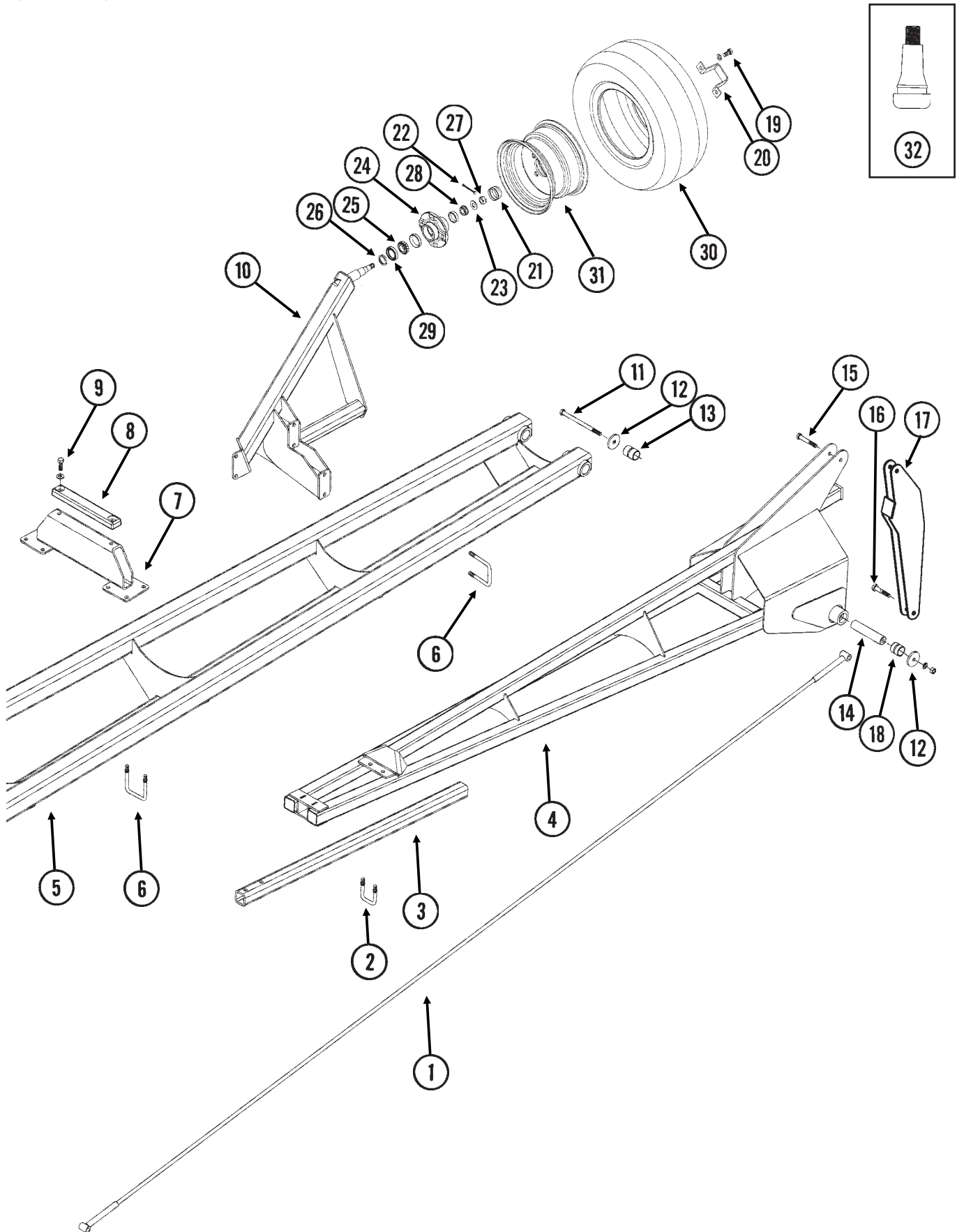


ROW MARKER ASSEMBLY (Mount And First Stage), 24 ROW 30"

ITEM	PART NO.	QTY. (Per Assy.)	DESCRIPTION
1.	GA10395	1	Mount, L.H. (Shown)
	GA10394	-	Mount, R.H.
2.	GA10493	1	Arm W/Grease Fittings And Bushings, 66", First Stage
	GD15131	-	Bushing, 2 1/4" O.D. x 1 3/4" I.D. x 4"
	G10640	-	Grease Fitting, 1/4"-28
3.	GD15140	6	Bumper Pad
4.	GD15194	1	Pin, 1 3/4" x 19 1/4"
5.	GD15192	1	Capture Plate
6.	G10008	2	Hex Head Cap Screw, 5/8"-11 x 2"
	G10230	2	Lock Washer, 5/8"
	GD15193	2	Washer, 2 3/8" O.D. x 2 1/32" I.D. x 3/8"
	GD15742	2	Thrust Washer, 2 1/2" O.D. x 1 3/4" I.D. x 1/8"
7.	G10037	1	Hex Head Cap Screw, 1/2"-13 x 1 1/4"
	G10228	1	Lock Washer, 1/2"
	G10216	1	Washer, 1/2" USS
8.	GA9145	1	Rubber Stop
9.	G10644	2	Hex Head Cap Screw, 7/16"-14 x 1 1/2"
	G10199	2	Washer, 7/16" SAE
	G10237	2	Lock Washer, 7/16"
	G10100	2	Hex Nut, 7/16"-14
10.		-	See "Row Marker Assembly (Second And Third Stages, 24 Row 30)", Pages P88 And P89
11.	GD15228	1	Pin, 1 3/4" x 26"
12.	G10477	4	Hex Head Cap Screw, 3/4"-10 x 10"
	G10112	4	Lock Nut, 3/4"-10
13.	GD15283	4	Eye Bolt, 1"-14 x 10"
	G11108	4	Lock Nut, 1"-14
14.	G11110	6	Hex Socket Cap Screw, 5/16"-18 x 1 1/4", Grade 8
	G10109	6	Lock Nut, 5/16"-18, Grade 8
15.	GD15227	2	Pin, 1 1/4" x 8 3/8"
16.	G10460	4	Cotter Pin, 1/4" x 2"
17.	G10356	2	Machine Bushing, 1 3/4", 10 Gauge
	GD15742	2	Thrust Washer, 2 1/2" O.D. x 1 3/4" I.D. x 1/8"
18.	G10362	2	Cotter Pin, 1/4" x 3"
19.	G10008	2	Hex Head Cap Screw, 5/8"-11 x 2"
	GD7805	2	Special Washer, 5/8", Hardened
	G10107	2	Lock Nut, 5/8"-11
20.	GB0218	2	Bushing, 2 1/32" I.D. x 7/8" O.D. x 19/32" Long
21.	GA10400	1	Mount
22.	G10397	1	Hex Head Cap Screw, 1/2"-13 x 2 3/4"
	G10111	1	Lock Nut, 1/2"-13
23.		-	See "Row Marker Cylinder", Page P107
24.	GD5875	1	Hose Clamp, 9/16" x 2 1/2" x 2"
25.	G10047	1	Hex Head Cap Screw, 3/8"-16 x 1 3/4"
	G10108	1	Lock Nut, 3/8"-16
26.	G11167	4	Hex Socket Head Cap Screw, No. 10-32 x 1 1/2", Grade 8
27.	GA11066	1	Limit Switch
28.	G10764	2	Hex Head Cap Screw, 5/16"-18 x 5"
	G10221	2	Washer, 5/16" SAE
	G10109	2	Lock Nut, 5/16"-18, Grade 8
29.	GD16175	1	Mount

ROW MARKER ASSEMBLY (Second And Third Stages), 24 ROW 30"

(FWD17c/A10458)



ROW MARKER ASSEMBLY (Second And Third Stages), 24 ROW 30"

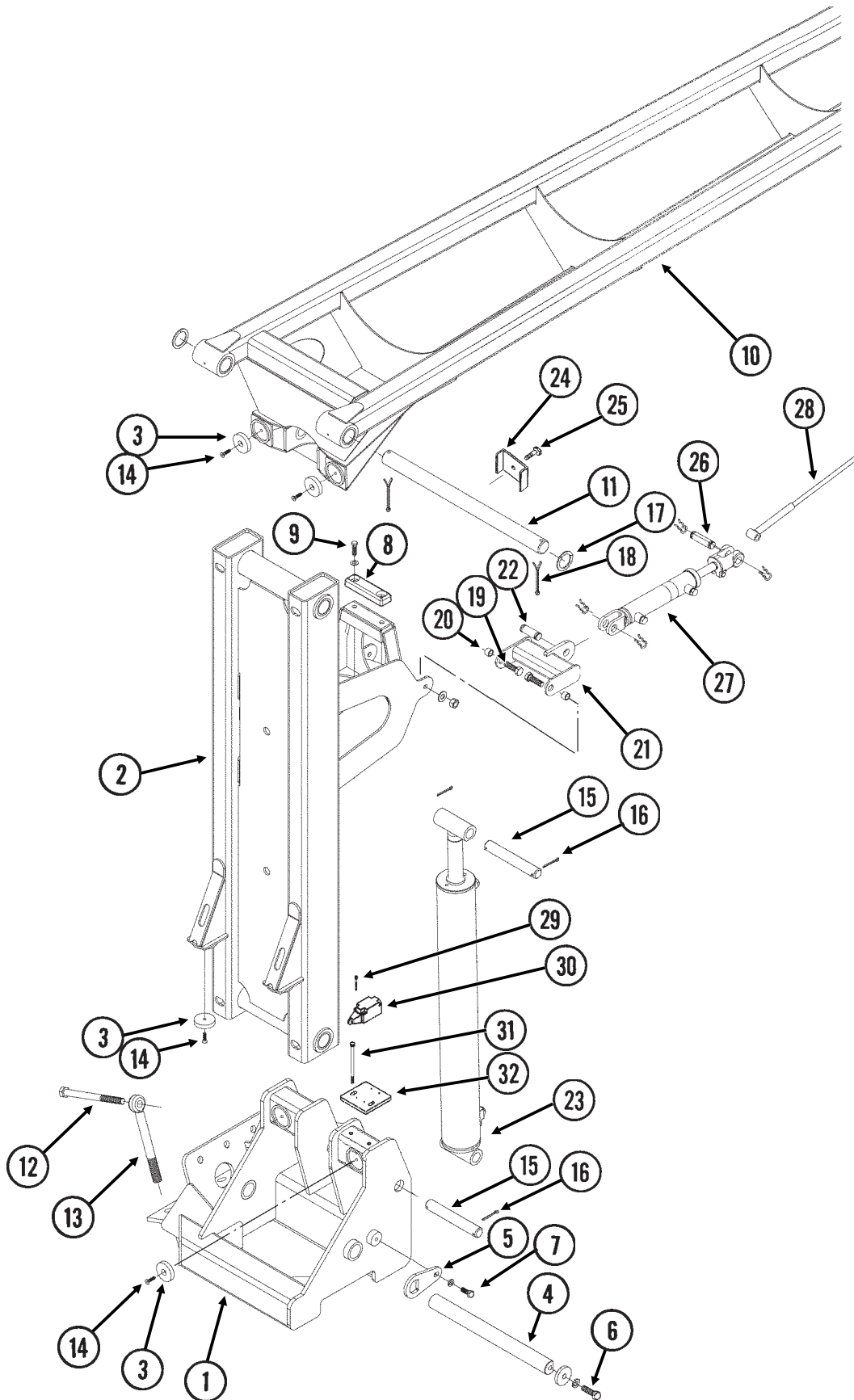
ITEM	PART NO.	QTY.	DESCRIPTION
		(Per Assy.)	
1.	GA10445	1	Cable, 155"
2.	GD2721	1	U-Bolt, 2" x 2" x 1/2"-13
	G10228	2	Lock Washer, 1/2"
	G10102	2	Hex Nut, 1/2"-13
3.	GD0453-07	1	Extension Tube, 45"
4.	GA10391	1	Arm W/Grease Fittings, Third Stage, 108 1/8"
	G10640	-	Grease Fitting, 1/4"-28
5.	GA10494	1	Arm W/Grease Fittings And Bushings, Second Stage, 164 1/16"
	GD15131	-	Bushing, 2 1/4" O.D. x 1 3/4" I.D. x 4"
	G10640	-	Grease Fitting, 1/4"-28
6.	GD4743	7	U-Bolt, 3" x 3" x 1/2"-13
	G10228	14	Lock Washer, 1/2"
	G10102	14	Hex Nut, 1/2"-13
7.	GA10436	1	Bumper Mount
8.	GA9088	1	Molded Stop, 12 1/4" Long
9.	G10017	2	Hex Head Cap Screw, 1/2"-13 x 1 1/2"
	G10206	2	Washer, 1/2" SAE
10.	GA10396	1	Wheel Mount, L.H. (Shown)
	GA10397	1	Wheel Mount, R.H.
11.	G11109	2	Hex Head Cap Screw, 1/2"-13 x 7 1/2"
	G10228	2	Lock Washer, 1/2"
	G10102	2	Hex Nut, 1/2"-13
12.	GD15235	4	Washer, 2 1/4" O.D. x 1/2" I.D. x 1/4"
13.	GD12613	4	Spring Bushing, 1 1/2" O.D. x 1 1/4" I.D. x 2"
14.	GD15229	2	Sleeve, 1 1/4" O.D. x 1/2" I.D. x 5 15/16"
15.	G10585	1	Hex Head Cap Screw, 1/2"-13 x 3 1/4"
	G10111	1	Lock Nut, 1/2"-13
16.	G10397	1	Hex Head Cap Screw, 1/2"-13 x 2 3/4"
	G10111	1	Lock Nut, 1/2"-13
17.	GA10902	1	Swing Link
18.	GD15290	2	Spring Bushing, 1 1/2" Long
19.	G10722	4	Hex Head Cap Screw, 1/2"-20 x 1"
	G10228	4	Lock Washer, 1/2"
20.	GD2597	1	Retainer
21.	GD0840	1	Dust Cap
22.	G10544	1	Cotter Pin, 5/32" x 1"
23.	G10724	1	Washer, 5/8" SAE
24.	GA0167	1	Hub W/Cups, 4 Bolt
	GR0151	-	Outer Cup
	GR0150	-	Inner Cup
25.	GA0245	1	Bearing
26.	GA0899	1	Rubber Seal
27.	G10725	1	Slotted Hex Nut, 5/8"-18
28.	GA0257	1	Bearing
29.	GA0243	1	Grease Seal
30.	GD15489	1	Tire, 20.5" x 8.0" (Specify Brand*)
31.	GA10457	1	Rim, 10" x 6"
32.	GA10458	-	Valve Stem

A. GA10409 - Tire And Rim Assembly (Items 30-32)

* Specific brand requests will be supplied only as available from current KINZE® Repair Parts stock. If a specific brand requested is not in stock, the brand available will be supplied.

ROW MARKER ASSEMBLY (Mount And First Stage), 32 ROW 30" AND 36 ROW 30"

(FWD51a)

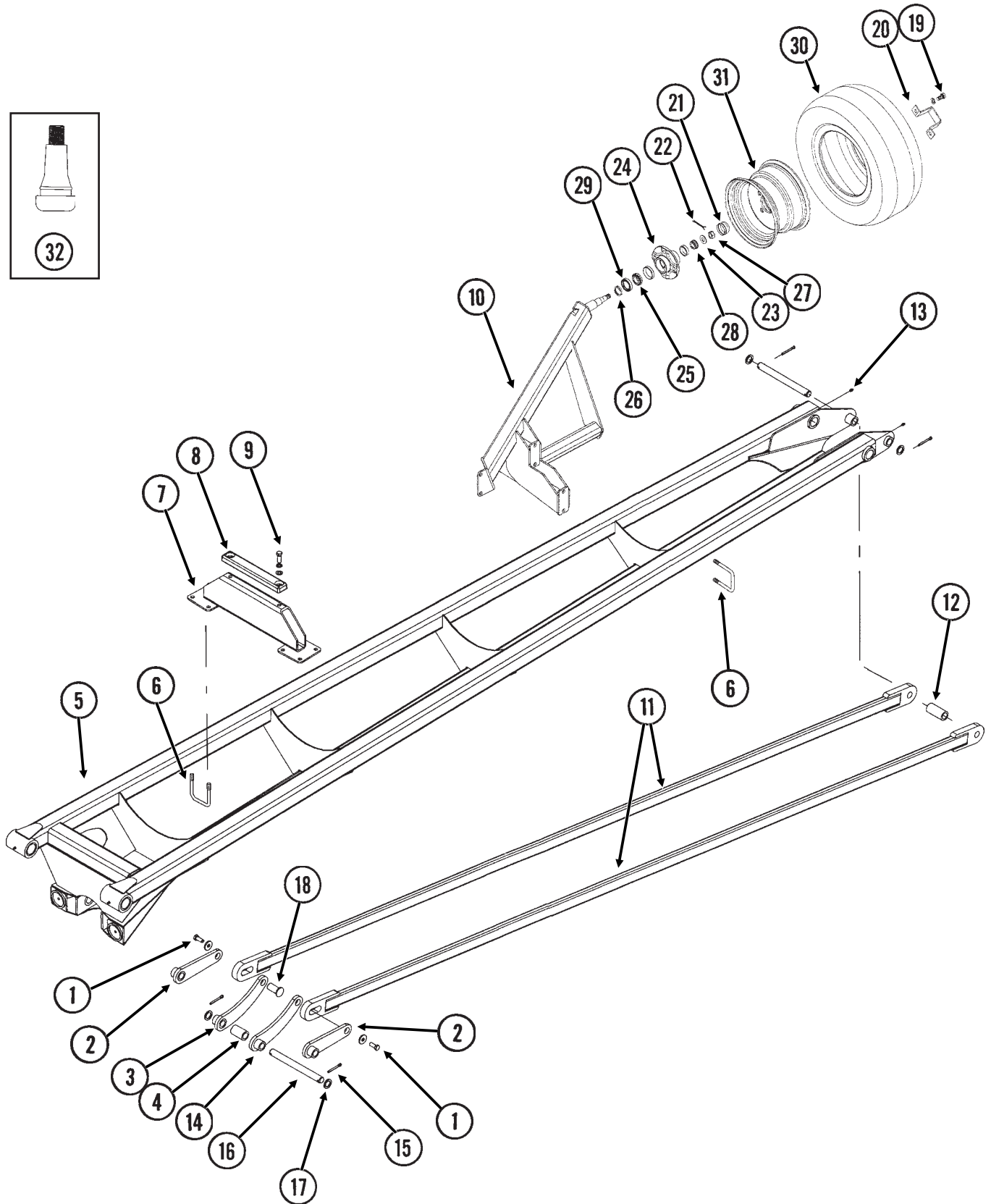
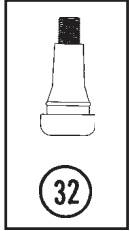


ROW MARKER ASSEMBLY (Mount And First Stage), 32 ROW 30" AND 36 ROW 30"

ITEM	PART NO.	QTY.	DESCRIPTION
		(Per Assy.)	
1.	GA10395	1	Mount, L.H. (Shown)
	GA10394	-	Mount, R.H.
2.	GA10493	1	Arm W/Grease Fittings And Bushings, 66", First Stage
	GD15131	-	Bushing, 2 1/4" O.D. x 1 3/4" I.D. x 4"
	G10640	-	Grease Fitting, 1/4"-28
3.	GD15140	6	Bumper Pad
4.	GD15194	1	Pin, 1 3/4" x 19 1/4"
5.	GD15192	1	Capture Plate
6.	G10008	2	Hex Head Cap Screw, 5/8"-11 x 2"
	G10230	2	Lock Washer, 5/8"
	GD15193	2	Washer, 2 3/8" O.D. x 2 1/32" I.D. x 3/8"
	GD15742	2	Thrust Washer, 2 1/2" O.D. x 1 3/4" I.D. x 1/8"
7.	G10037	1	Hex Head Cap Screw, 1/2"-13 x 1 1/4"
	G10228	1	Lock Washer, 1/2"
	G10216	1	Washer, 1/2" USS
8.	GA9145	1	Rubber Stop
9.	G10644	2	Hex Head Cap Screw, 7/16"-14 x 1 1/2"
	G10199	2	Washer, 7/16" SAE
	G10113	2	Lock Nut, 7/16"-14
10.		-	See "Row Marker Assembly (Second Stage, 32 Row 30" And 36 Row 30")", Pages P92 And P93
11.	GD15228	1	Pin, 1 3/4" x 26"
12.	G10477	4	Hex Head Cap Screw, 3/4"-10 x 10"
	G10112	4	Lock Nut, 3/4"-10
13.	GD15283	4	Eye Bolt, 1"-14 x 10"
	G11108	4	Lock Nut, 1"-14
14.	G11110	6	Hex Socket Cap Screw, 5/16"-18 x 1 1/4", Grade 8
	G10109	6	Lock Nut, 5/16"-18, Grade 8
15.	GD15227	2	Pin, 1 1/4" x 8 3/8"
16.	G10460	4	Cotter Pin, 1/4" x 2"
17.	G10356	2	Machine Bushing, 1 3/4", 10 Gauge
	GD15742	2	Thrust Washer, 2 1/2" O.D. x 1 3/4" I.D. x 1/8"
18.	G10362	2	Cotter Pin, 1/4" x 3"
19.	G10008	2	Hex Head Cap Screw, 5/8"-11 x 2"
	GD7805	2	Special Washer, 5/8", Hardened
	G10107	2	Lock Nut, 5/8"-11
20.	GB0218	2	Bushing, 2 1/32" I.D. x 7/8" O.D. x 1 9/32" Long
21.	GA10401	1	Mount
22.	GR0367	1	Pin, 1" x 2 7/8"
	GR0193	2	Hair Pin Clip
23.		-	See "Row Marker Cylinder", Page P107
24.	GD5875	1	Hose Clamp, 9/16" x 2 1/2" x 2"
25.	G10047	1	Hex Head Cap Screw, 3/8"-16 x 1 3/4"
	G10108	1	Lock Nut, 3/8"-16
26.	GR0375	1	Pin, 1" x 3 1/2"
	GR0193	2	Hair Pin Clip
27.		-	See "Row Marker Link Assist Cylinder", Page P107
28.		-	See "Row Marker Assembly (Third And Fourth Stages, 32 Row 30" And 36 Row 30")", Pages P94 And P95
29.	G11167	4	Hex Socket Head Cap Screw, No. 10-32 x 1 1/2", Grade 8
30.	GA11066	1	Limit Switch
31.	G10764	2	Hex Head Cap Screw, 5/16"-18 x 5"
	G10221	2	Washer, 5/16" SAE
	G10109	2	Lock Nut, 5/16"-18, Grade 8
32.	GD16175	1	Mount

ROW MARKER ASSEMBLY (Second Stage), 32 ROW 30" AND 36 ROW 30"

(FWD50/A10458)



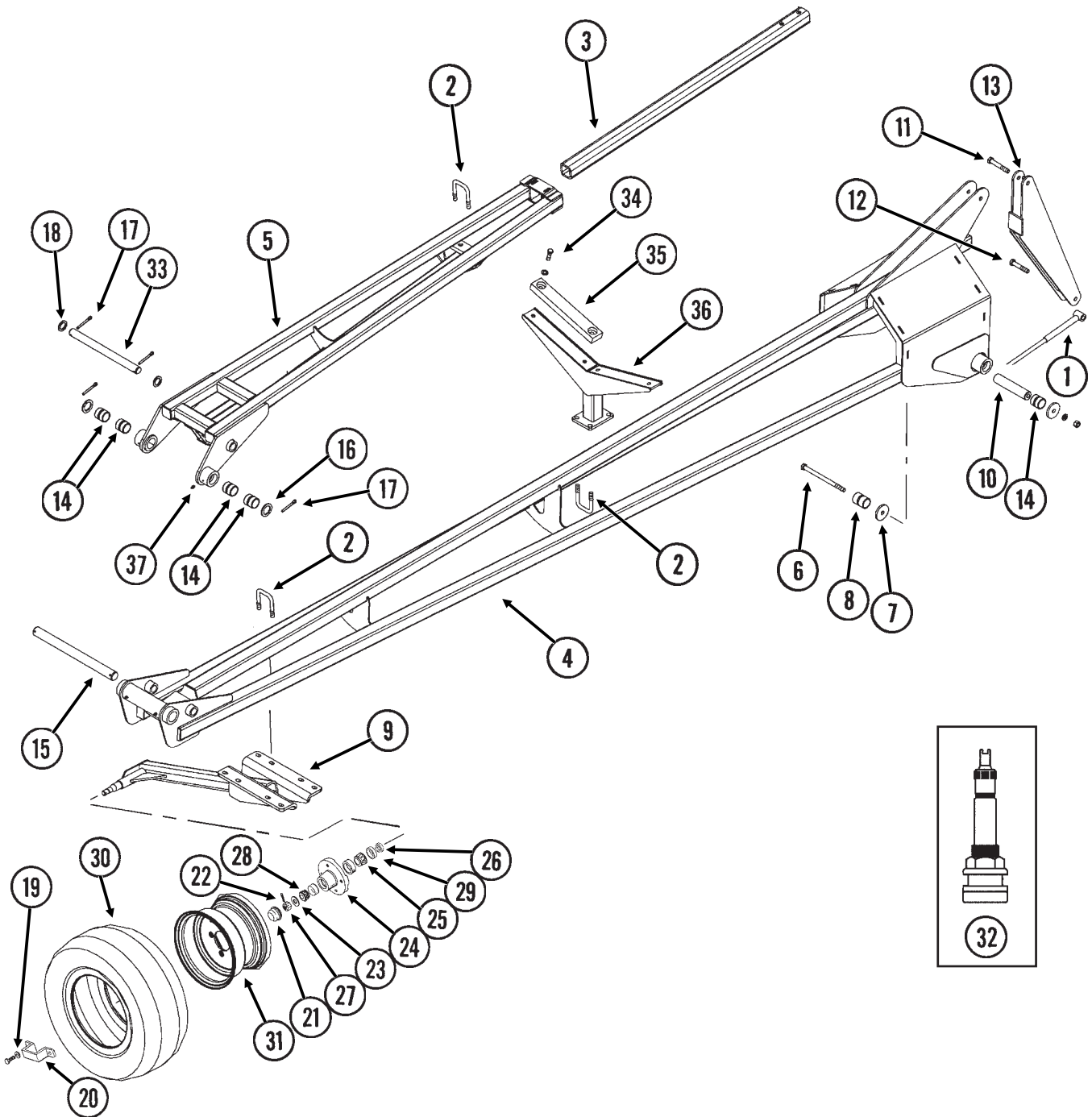
ROW MARKER ASSEMBLY (Second Stage), 32 ROW 30" AND 36 ROW 30"

ITEM	PART NO.	QTY.	DESCRIPTION
		(Per Assy.)	
1.	G10037	2	Hex Head Cap Screw, 1/2"-13 x 1 1/4"
	GD15234	2	Washer, 1 1/2" O.D. x 1/2" I.D. x 7 Gauge
2.	GA10383	2	Short Link
3.	GA10384	1	Long Link
4.	GD5900-21	1	Sleeve, 2 3/8"
5.	GA10720	1	Arm W/Grease Fittings And Bushings, Second Stage, 164"
	GD15131	-	Bushing, 2 1/4" O.D. x 1 3/4" I.D. x 4"
	G10640	-	Grease Fitting, 1/4"-28
6.	GD4743	6	U-Bolt, 3" x 3" x 1/2"-13
	G10228	12	Lock Washer, 1/2"
	G10102	12	Hex Nut, 1/2"-13
7.	GA10392	1	Bumper Mount
8.	GA9088	1	Molded Stop, 12 1/4" Long
9.	G10017	2	Hex Head Cap Screw, 1/2"-13 x 1 1/2"
	G10206	2	Washer, 1/2" SAE
10.	GA10396	1	Wheel Mount, L.H. (Shown)
	GA10397	1	Wheel Mount, R.H.
11.	GA10386	2	Link, 143 3/4"
12.	GD5900-20	1	Sleeve, 3 3/16"
13.	G10640	4	Grease Fitting, 1/4"-28
14.	GA10385	1	Long Link
15.	G10460	4	Cotter Pin, 1/4" x 2"
16.	GD15230	2	Pin, 1" x 10 3/4"
17.	G10233	4	Machine Bushing, 1", 10 Gauge
18.	GD15233	2	Pin, 1 1/2" x 2 19/64"
19.	G10722	4	Hex Head Cap Screw, 1/2"-20 x 1"
	G10228	4	Lock Washer, 1/2"
20.	GD2597	1	Retainer
21.	GD0840	1	Dust Cap
22.	G10544	1	Cotter Pin, 5/32" x 1"
23.	G10724	1	Washer, 5/8" SAE
24.	GA0167	1	Hub W/Cups, 4 Bolt
	GR0151	-	Outer Cup
	GR0150	-	Inner Cup
25.	GA0245	1	Bearing
26.	GA0899	1	Rubber Seal
27.	G10725	1	Slotted Hex Nut, 5/8"-18
28.	GA0257	1	Bearing
29.	GA0243	1	Grease Seal
30.	GD15489	1	Tire, 20.5" x 8.0" (Specify Brand*)
31.	GA10457	1	Rim, 10" x 6"
32.	GA10458	-	Valve Stem
A.	GA10409	-	Tire And Rim Assembly (Items 30-32)

* Specific brand requests will be supplied only as available from current KINZE® Repair Parts stock. If a specific brand requested is not in stock, the brand available will be supplied.

ROW MARKER ASSEMBLY (Third And Fourth Stages), 32 ROW 30" AND 36 ROW 30"

(FWD50a/A3474)



ITEM	PART NO.	QTY.	DESCRIPTION
		(Per Assy.)	
1.	GA10507	1	Cable, 132 1/2"
2.	GD2721	7	U-Bolt, 2" x 2" x 1/2"-13
	G10228	14	Lock Washer, 1/2"
	G10102	14	Hex Nut, 1/2"-13
3.	GD0453-07	1	Extension Tube, 45"
4.	GA10375	1	Arm W/Grease Fittings, Third Stage, 148 1/2"
	G10640	-	Grease Fitting, 1/4"-28

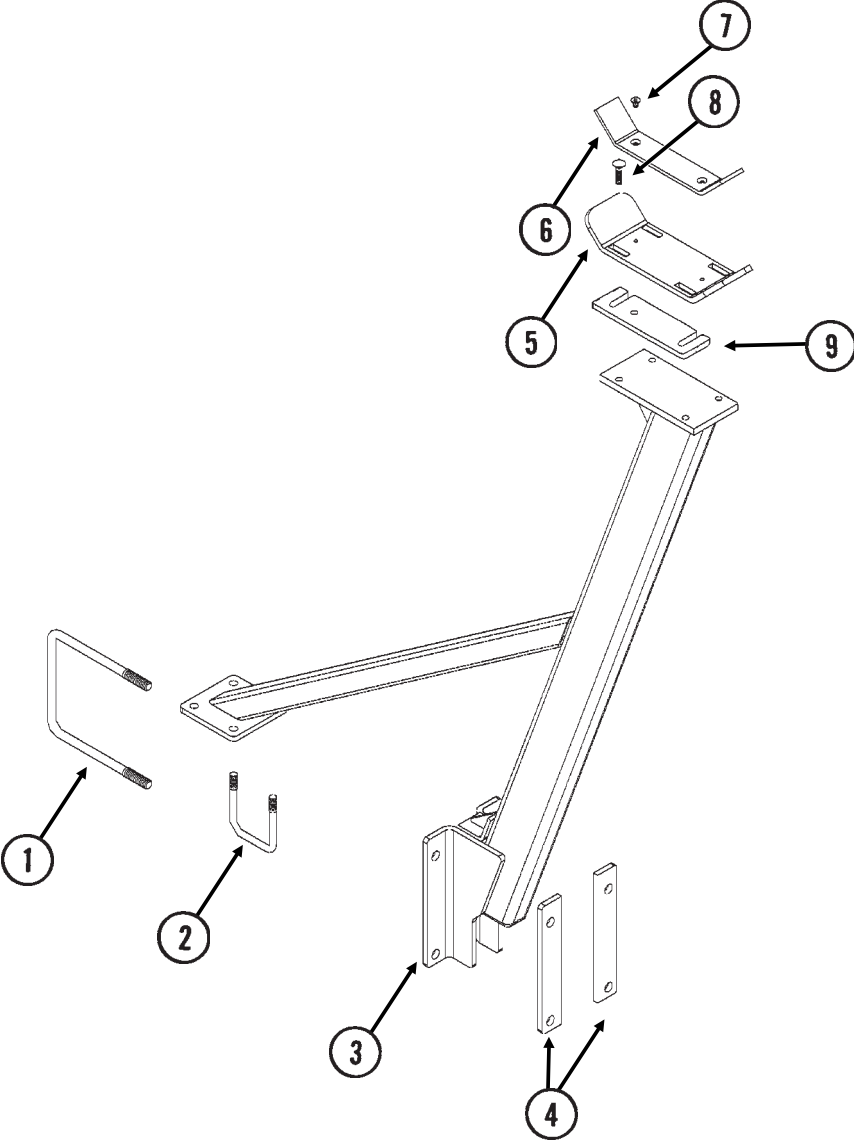
ROW MARKER ASSEMBLY (Third And Fourth Stages), 32 ROW 30" AND 36 ROW 30"

ITEM	PART NO.	QTY.	DESCRIPTION
		(Per Assy.)	
5.	GA10376	1	Arm, Fourth Stage, 70 ⁵ / ₃₂ ", 32 Row 30"
	GA10426	-	Arm, Fourth Stage, 130", 36 Row 30"
6.	G11034	2	Hex Head Cap Screw, ¹ / ₂ "-13 x 7"
	G10111	2	Lock Nut, ¹ / ₂ "-13
7.	GD15235	4	Washer, 2 ¹ / ₄ " O.D. x ¹ / ₂ " I.D. x ¹ / ₄ "
8.	GD12613	4	Spring Bushing, 1 ¹ / ₂ " O.D. x 1 ¹ / ₄ " I.D. x 2"
9.	GA10398	1	Wheel Arm, R.H. (Shown)
	GA10399		Wheel Arm, L.H.
10.	GD15229	2	Sleeve, 1 ¹ / ₄ " O.D. x ¹ / ₂ " I.D. x 5 ¹⁵ / ₁₆ "
11.	G10585	1	Hex Head Cap Screw, ¹ / ₂ "-13 x 3 ¹ / ₄ "
	G10111	1	Lock Nut, ¹ / ₂ "-13
12.	G10397	1	Hex Head Cap Screw, ¹ / ₂ "-13 x 2 ³ / ₄ "
	G10111	1	Lock Nut, ¹ / ₂ "-13
13.	GA10382	1	Swing Link
14.	GD15290	6	Spring Bushing, 1 ¹ / ₂ " Long
15.	GD15231	1	Pin, 1 ¹ / ₄ " x 14 ⁷ / ₈ "
16.	G10159	2	Machine Bushing, 1 ¹ / ₄ ", 10 Gauge
17.	G10460	4	Cotter Pin, ¹ / ₄ " x 2"
18.	G10233	2	Machine Bushing, 1", 10 Gauge
19.	G10722	4	Hex Head Cap Screw, ¹ / ₂ "-20 x 1"
	G10228	4	Lock Washer, ¹ / ₂ "
20.	GD2597	1	Retainer
21.	GD0840	1	Dust Cap
22.	G10544	1	Cotter Pin, ⁵ / ₃₂ " x 1"
23.	G10724	1	Washer, ⁵ / ₈ " SAE
24.	GA0167	1	Hub W/Cups, 4 Bolt
	GR0151	-	Outer Cup
	GR0150	-	Inner Cup
25.	GA0245	1	Bearing
26.	GA0899	1	Rubber Seal
27.	G10725	1	Slotted Hex Nut, ⁵ / ₈ "-18
28.	GA0257	1	Bearing
29.	GA0243	1	Grease Seal
30.	GD15489	1	Tire, 20.5" x 8.0" (Specify Brand*)
31.	GA10457	1	Rim, 10" x 6"
32.	GA10458	-	Valve Stem
33.	GD15232	1	Pin, 1" x 12 ³ / ₄ "
34.	G10644	4	Hex Head Cap Screw, ⁷ / ₁₆ "-14 x 1 ¹ / ₂ "
	G10199	4	Washer, ⁷ / ₁₆ " SAE
	G10113	4	Lock Nut, ⁷ / ₁₆ "-14
35.	GD15649	2	Wear Pad
36.	GA10496	1	Support
37.	G10640	1	Grease Fitting, ¹ / ₄ "-28
A.	GA10409	-	Tire And Rim Assembly (Items 30-32)

* Specific brand requests will be supplied only as available from current KINZE® Repair Parts stock. If a specific brand requested is not in stock, the brand available will be supplied.

ROW MARKER STAND, ALL SIZES

(FWD18a)

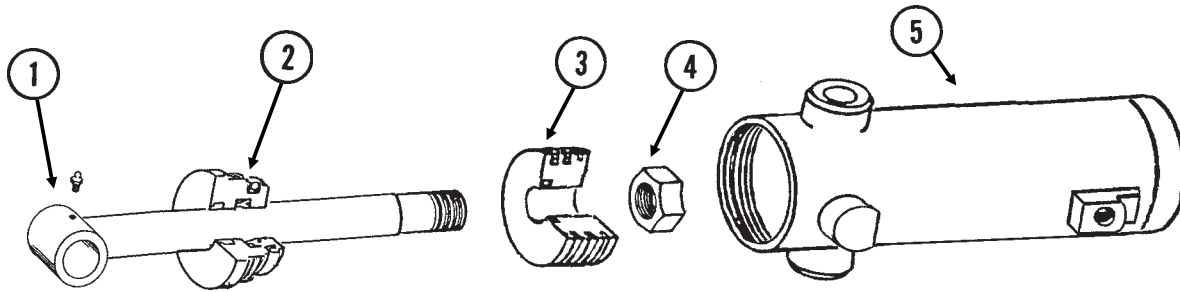


ROW MARKER STAND, ALL SIZES

ITEM	PART NO.	QTY.	DESCRIPTION
		(Per Assy.)	
1.	GD1114	2	U-Bolt, 7" x 7" x 5/8"-11
	G10230	4	Lock Washer, 5/8"
	G10104	4	Hex Nut, 5/8"-11
2.	GD4743	2	U-Bolt, 3" x 3" x 1/2"-13
	G10228	4	Lock Washer, 1/2"
	G10102	4	Hex Nut, 1/2"-13
3.	GA10468	1	Stand
4.	GD15545	2	Bar, 1 3/4" x 10"
5.	GD15552	1	Plate
6.	GD15560	1	Pad
7.	G11133	2	Hex Socket Head Cap Screw, 5/16"-18 x 3/4", Grade 8
8.	G11134	4	Carriage Bolt, 3/8"-16 x 1 3/4"
	G10229	4	Lock Washer, 3/8"
	G10101	4	Hex Nut, 3/8"-16
9.	GD15784	-	Shim (As Required)

MASTER CYLINDER, 24 ROW 30" AND 32 ROW 30"

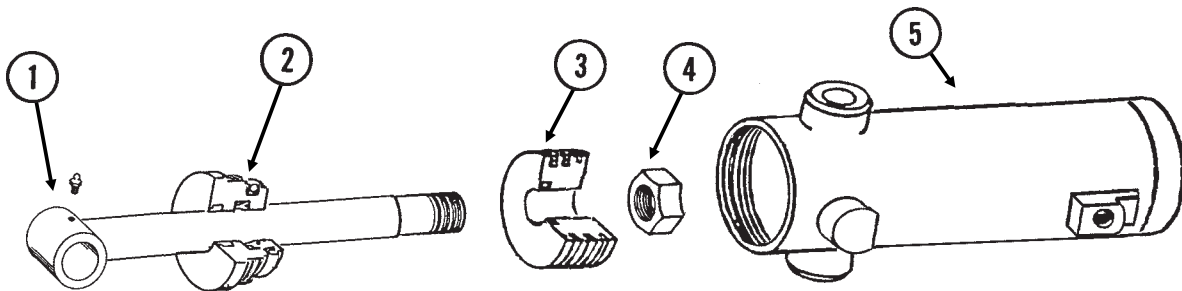
(CYL58)



ITEM	PART NO.	QTY.	DESCRIPTION
1.	GA10359	1	Rod Assembly W/Grease Fitting
	G10640	-	Grease Fitting, 1/4"-28
2.	GD14898	1	Gland
3.	GD14897	1	Piston
4.	G10958	1	Lock Nut, 1"-14
5.	A10361	1	Barrel (Non-Stock Item)
A.	GA10362	-	Cylinder Complete, 4" x 8" <i>(Part Number Stamped On Barrel)</i>
B.	GR1688	-	Seal Kit, Includes: (2) O-Rings, (1) U-Cup, (1) Wiper, (1) Expander, (2) Cast Iron Rings, (1) BU Ring, (1) Piston Seal

MASTER CYLINDER, 36 ROW 30"

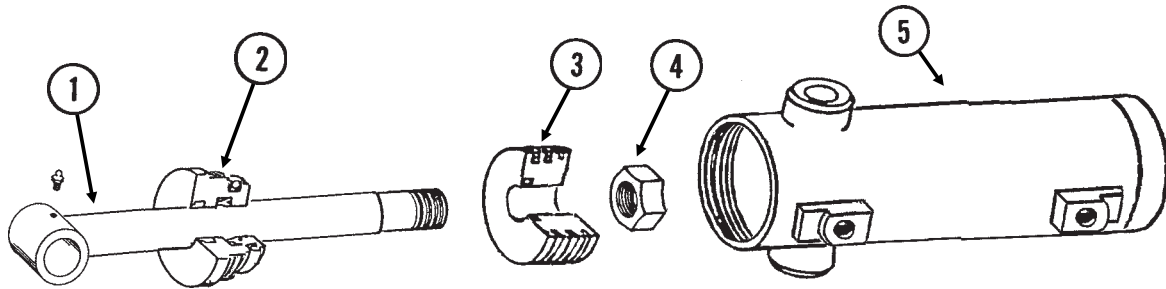
(CYL58)



ITEM	PART NO.	QTY.	DESCRIPTION
1.	GA11370	1	Rod Assembly W/Grease Fitting
	G10640	-	Grease Fitting, 1/4"-28
2.	GD12522	1	Gland
3.	GA11374	1	Piston W/Rephasing Valve
	GR1169	-	Rephasing Valve Replacement Kit (Set Screw, Guide, 2 Springs And Ball)
4.	G10958	1	Lock Nut, 1"-14
5.	A11368	1	Barrel (Non-Stock Item)
A.	GA11367	-	Cylinder Complete, 4 1/2" x 8" <i>(Part Number Stamped On Barrel)</i>
B.	GR1757	-	Seal Kit, Includes: (2) O-Rings, (1) U-Cup, (1) Wiper, (1) BU Ring, (1) Wear Ring, (1) T-Seal

SLAVE/LIFT ASSIST CYLINDERS, 24 ROW 30", 32 ROW 30" AND 36 ROW 30"

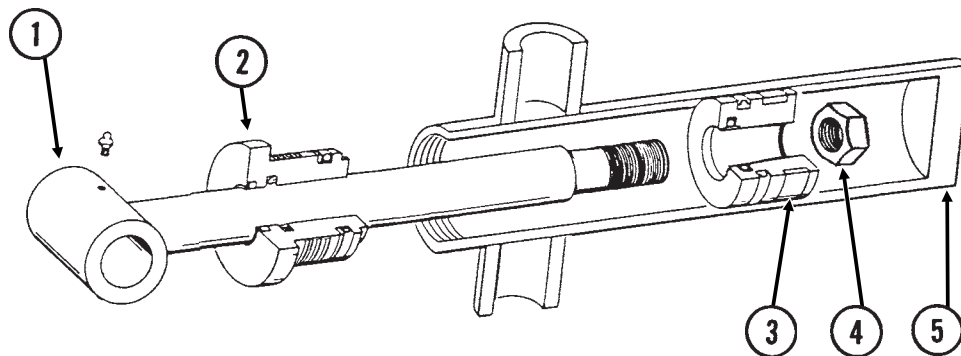
(CYL59)



ITEM	PART NO.	QTY.	DESCRIPTION
1.	GA10363	1	Rod Assembly W/Grease Fitting
	G10640	-	Grease Fitting, 1/4"-28
2.	GD14902	1	Gland
3.	GD14901	1	Piston
4.	G10958	1	Lock Nut, 1"-14
5.	A10365	1	Barrel (Non-Stock Item)
A.	GA10366	-	Cylinder Complete, 3 3/4" x 8" (Part Number Stamped On Barrel)
B.	GR1689	-	Seal Kit, Includes: (2) O-Rings, (1) U-Cup, (1) Wiper, (1) Seal, (2) Cast Iron Rings, (1) BU Ring, (1) Expander

LIFT ASSIST/SLAVE CYLINDERS, 24 ROW 30", 32 ROW 30" AND 36 ROW 30"

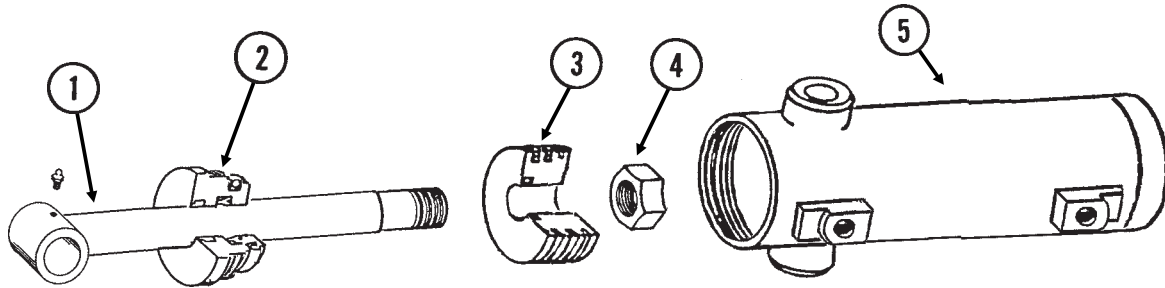
CYL026(CYL4d)



ITEM	PART NO.	QTY.	DESCRIPTION
1.	GA8831	1	Rod Assembly W/Grease Fitting
	G10640	-	Grease Fitting, 1/4"-28
2.	GD11926	1	Gland
3.	GD5956	1	Piston
4.	G10958	1	Lock Nut, 1"-14
5.	A8827	1	Barrel (Non-Stock Item)
A.	GA8828	-	Cylinder Complete, 2 1/2" x 8" (Part Number Stamped On Barrel)
B.	GR1522	-	Seal Kit, Includes: (1) T-Seal, (2) O-Rings, (1) BU Ring, (1) U-Cup, (1) Wiper

SLAVE CYLINDER, 32 ROW 30"

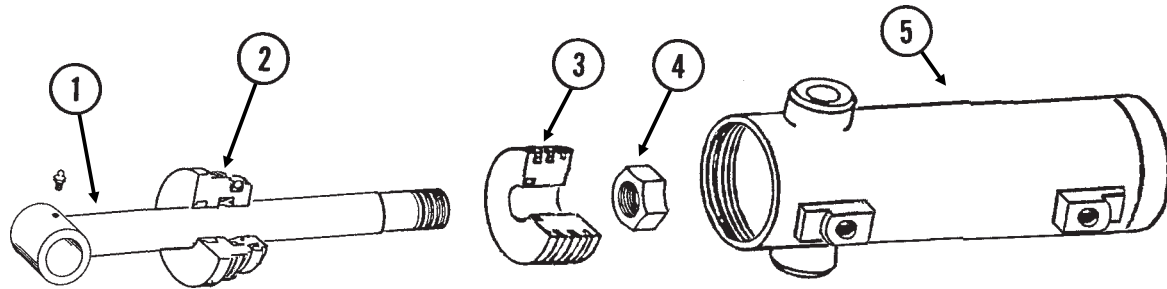
(CYL59)



ITEM	PART NO.	QTY.	DESCRIPTION
1.	GA10367	1	Rod Assembly W/Grease Fitting
	G10640	-	Grease Fitting, 1/4"-28
2.	GD12507	1	Gland
3.	GD14907	1	Piston
4.	G10958	1	Lock Nut, 1"-14
5.	A10369	1	Barrel (Non-Stock Item)
A.	GA10370	-	Cylinder Complete, 3 1/2" x 8" (<i>Part Number Stamped On Barrel</i>)
B.	GR1690	-	Seal Kit, Includes: (2) O-Rings, (1) U-Cup, (1) Wiper, (1) Seal, (2) Cast Iron Rings, (1) BU Ring, (1) Expander

SLAVE CYLINDER, 36 ROW 30"

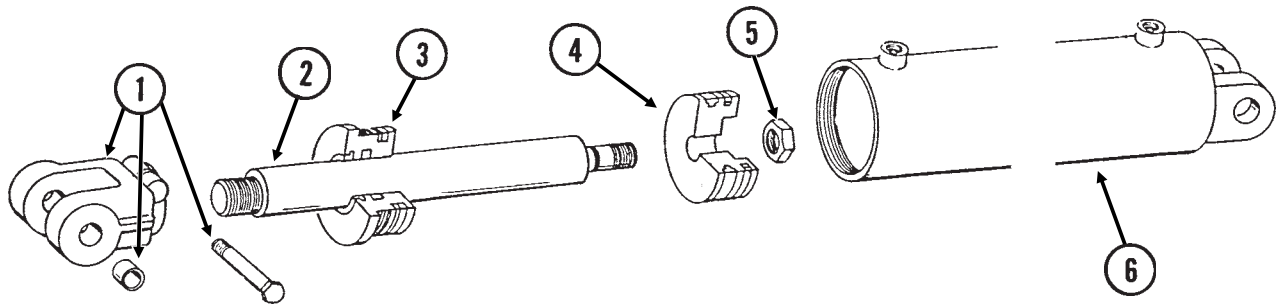
(CYL59)



ITEM	PART NO.	QTY.	DESCRIPTION
1.	GA10359	1	Rod Assembly W/Grease Fitting
	G10640	-	Grease Fitting, 1/4"-28
2.	GD14898	1	Gland
3.	GD14897	1	Piston
4.	G10958	1	Lock Nut, 1"-14
5.	A11372	1	Barrel (Non-Stock Item)
A.	GA11371	-	Cylinder Complete, 4" x 8" (<i>Part Number Stamped On Barrel</i>)
B.	GR1688	-	Seal Kit, Includes: (2) O-Rings, (1) U-Cup, (1) Wiper, (1) Seal, (2) Cast Iron Rings, (1) BU Ring, (1) Expander

WING FOLD CYLINDER, ALL SIZES

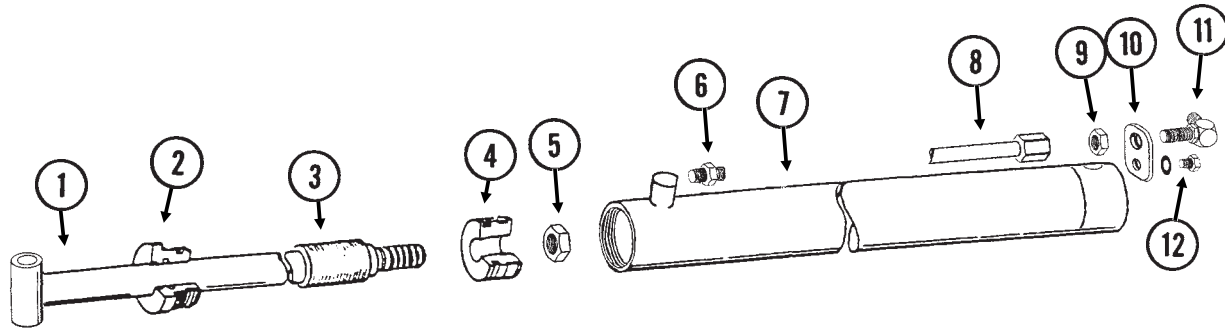
(CYL15e)



ITEM	PART NO.	QTY	DESCRIPTION
1.	GA8130	1	Clevis W/Bushings, Hex Head Cap Screw And Hex Nut
	GD11751	2	Steel Bushing, 1" Wide
	G10939	1	Hex Head Cap Screw, $\frac{3}{8}$ "-16 x 2 $\frac{1}{4}$ "
	G10101	1	Hex Nut, $\frac{3}{8}$ "-16
2.	GD14908	1	Rod
3.	GD12522	1	Gland
4.	GD14910	1	Piston
5.	G10972	1	Lock Nut, 1 $\frac{1}{4}$ "-12
6.	A10372	1	Barrel (Non-Stock Item)
A.	GA10373	-	Cylinder Complete, 4 $\frac{1}{2}$ " x 30" (<i>Part Number Stamped On Barrel</i>)
B.	GR1691	-	Seal Kit (For Cylinder And Counter Balance Valve), Includes: (1) Wiper, (1) U-Cup, (3) O-Rings, (1) BU Ring, (1) T-Seal, (1) Wear Ring

AXLE SLIDE CYLINDER, 24 ROW 30"

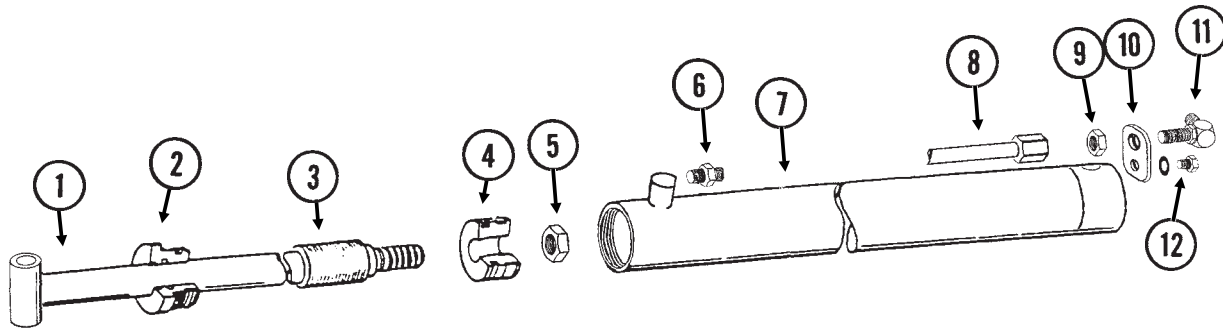
(CYL12g)



ITEM	PART NO.	QTY.	DESCRIPTION
1.	GA10248	1	Rod Assembly
2.	GD12670	1	Gland
3.	GD14915	1	Sleeve, 6 1/2"
4.	GD12672	1	Piston
5.	G10972	1	Lock Nut, 1 1/4"-12
6.	G6400-08-04	1	Connector W/O-Ring, 3/4"-16 Male JIC To 7/16"-20 O-Ring
	GR1465	-	O-Ring
7.	A10250	1	Barrel (Non-Stock Item)
8.	GA10242	1	Steel Hydraulic Line, 66 7/16"
9.	G306-08	1	Lock Nut, 3/4"-16
10.	GD12597	1	Bracket
11.	G2701-08	1	Bulkhead Elbow, 90°, 3/4"-16 Male JIC
12.	G10328	1	Hex Head Cap Screw, 3/8"-16 x 5/8"
	G10229	1	Lock Washer, 3/8"
A.	GA10251	-	Cylinder Complete, 4" x 24" <i>(Part Number Stamped On Barrel)</i>
B.	GR1552	-	Seal Kit, Includes: (2) O-Rings, (1) BU Ring, (1) Wear Ring, (1) Wiper, (1) U-Cup, (1) T-Seal

AXLE SLIDE CYLINDER, 32 ROW 30" AND 36 ROW 30"

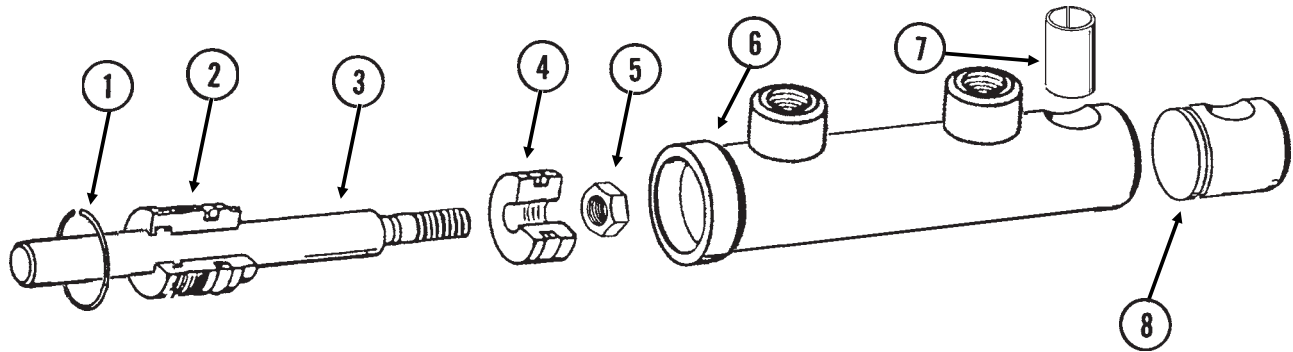
(CYL12g)



ITEM	PART NO.	QTY.	DESCRIPTION
1.	GA10243	1	Rod Assembly
2.	GD12670	1	Gland
3.	GD14915	1	Sleeve, 6 1/2"
4.	GD12672	1	Piston
5.	G10972	1	Lock Nut, 1 1/4"-12
6.	G6400-08-04	1	Connector W/O-Ring, 3/4"-16 Male JIC To 7/16"-20 O-Ring
	GR1465	-	O-Ring
7.	GA10245	1	Barrel
8.	GA10242	1	Steel Hydraulic Line, 66 7/16"
9.	G306-08	1	Lock Nut, 3/4"-16
10.	GD12597	1	Bracket
11.	G2701-08	1	Bulkhead Elbow, 90°, 3/4"-16 Male JIC
12.	G10328	1	Hex Head Cap Screw, 3/8"-16 x 5/8"
	G10229	1	Lock Washer, 3/8"
A.	GA10246	-	Cylinder Complete, 4" x 60" (<i>Part Number Stamped On Barrel</i>)
B.	GR1552	-	Seal Kit, Includes: (2) O-Rings, (1) BU Ring, (1) Wear Ring, (1) Wiper, (1) U-Cup, (1) T-Seal

TONGUE LATCH AND SLIDE LATCH CYLINDER, ALL SIZES

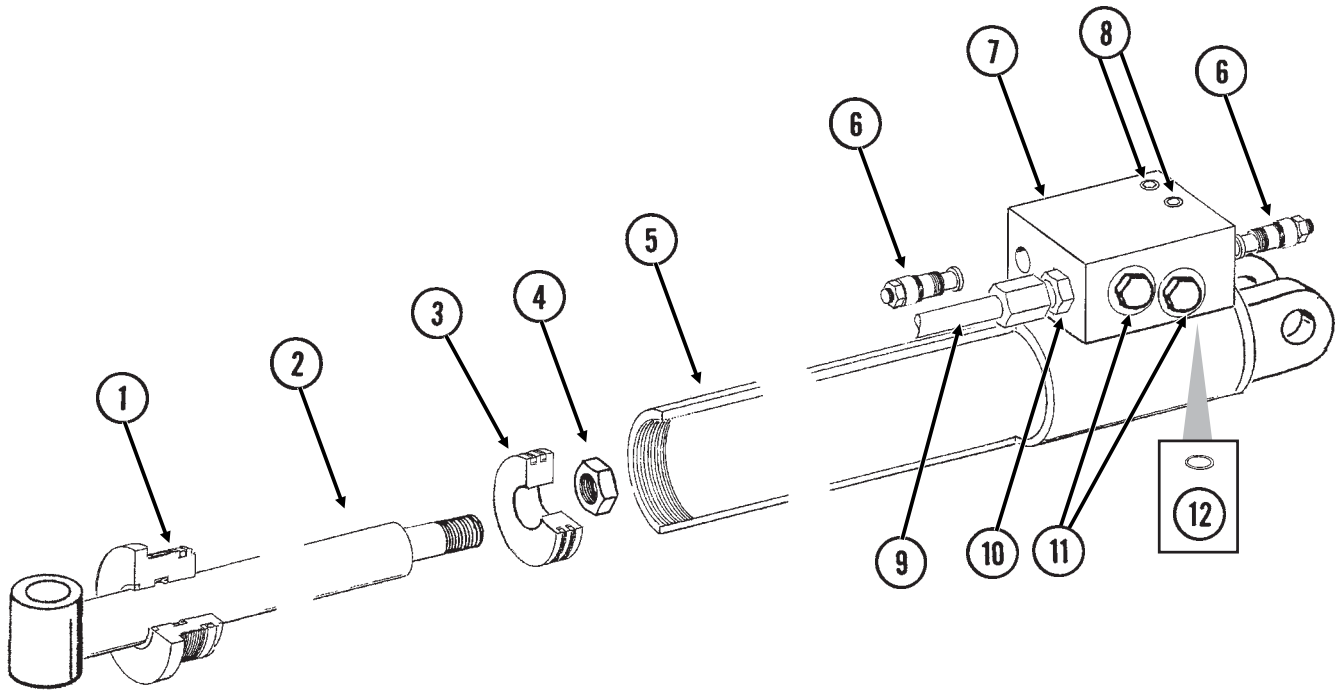
CYL035(CYL9d)



ITEM	PART NO.	QTY.	DESCRIPTION
1.	G10770	1	Internal Retaining Ring, 1 ¹¹ / ₁₆ "
2.	GD13170	1	Gland
3.	GD13171	1	Rod
4.	GD13172	1	Piston
5.	G11016	1	Lock Nut, ¹ / ₂ "-20
6.	D13169	1	Barrel (Non-Stock Item)
7.	GD13400	1	Tension Bushing, 1" x 2" Long
8.	GD13173	1	End Cap
A.	GA9205	-	Cylinder Complete, 1 ¹ / ₂ " x 2 ¹ / ₂ " (<i>Part Number Stamped On Barrel</i>)
B.	GR1598	-	Seal Kit, Includes: (3) O-Rings, (2) BU Rings, (1) Wiper, (1) T-Seal, (1) Bronze Bushing, (1) U-Cup

TRANSPORT AXLE CYLINDER, ALL SIZES

(CYL54d/D12239)

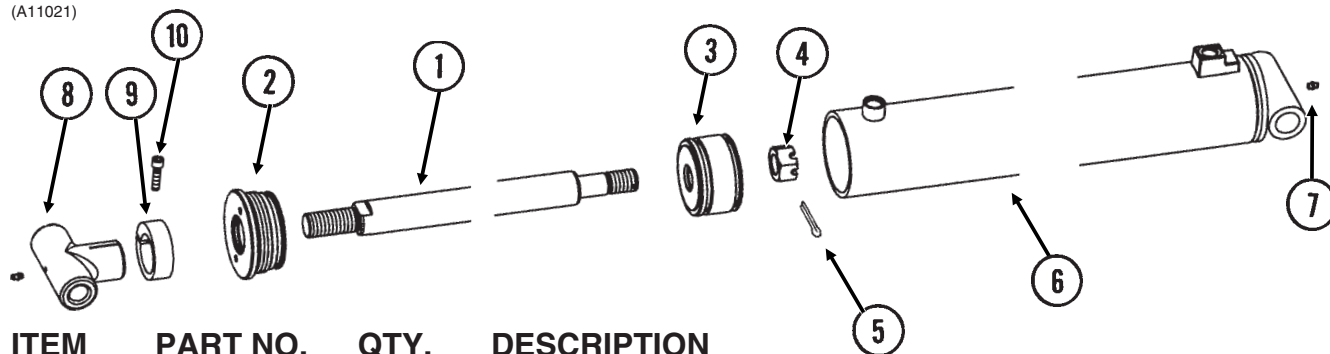


ITEM	PART NO.	QTY.	DESCRIPTION
		(Per Cylinder)	

1.	GD12522	1	Gland
2.	GA10253	1	Rod Assembly
3.	GD15774	1	Piston
4.	G10972	1	Lock Nut, 1 1/4"-12
5.	A10255	1	Barrel (Non-Stock Item)
6.	GA10714	2	Counter Balance Valve
7.	GD15623	1	Block
8.	G10932	2	Hex Socket Head Cap Screw, 5/16"-18 x 2", Grade 8
9.	GA10623	1	Steel Hydraulic Line, 23 1/4"
10.	G6400-08	2	Connector W/O-Ring, 3/4"-16 Male JIC To O-Ring
	GR1037	-	O-Ring
11.	G6408-08	-	Plug W/O-Ring, 3/4"-16 O-Ring
	GR1037	-	O-Ring
12.	GD12239	1	O-Ring, No. 016
A.	GA10256	-	Cylinder Complete, 4 1/2" x 28" <i>(Part Number Stamped On Barrel)</i>
B.	GR1691	-	Seal Kit (For Cylinder And Counter Balance Valve), Includes: (1) Wiper, (1) U-Cup, (3) O-Rings, (1) BU Ring, (1) T-Seal, (1) Wear Ring
C.	GR1517	-	Seal Kit For Counter Balance Valve, Includes: (3) O-Rings, (3) BU Rings

ROW MARKER CYLINDER, ALL SIZES

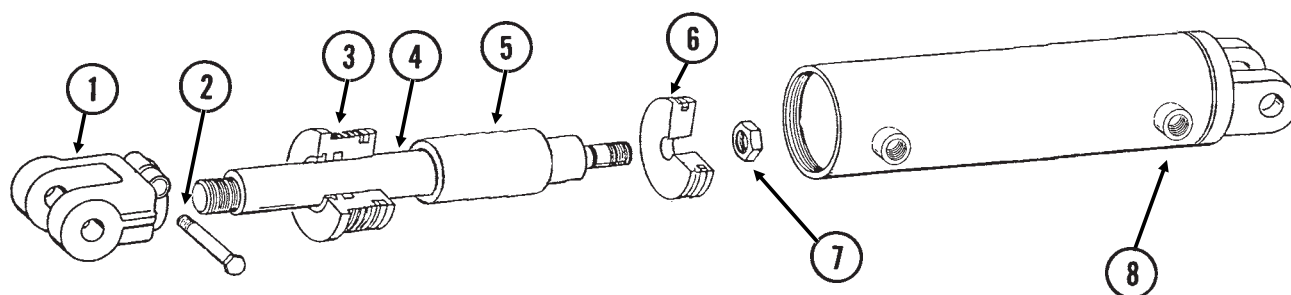
(A11021)



ITEM	PART NO.	QTY.	DESCRIPTION
1.	GD16147	1	Rod
2.	GD12539	1	Gland
3.	GD14089	1	Piston
4.	G10983	1	Slotted Hex Nut, 1 1/8"-12
5.	G10984	1	Cotter Pin, 3/16" x 2 1/2"
6.	A11020	1	Barrel (Non-Stock Item)
7.	G10640	2	Grease Fitting, 1/4"-28
8.	GD16184	1	Clamp
9.	GD16060	1	Sleeve
10.	G11099	1	Hex Socket Head Cap Screw, 3/8"-16 x 1 1/2", Grade 8
A.	GA11021	-	Cylinder Complete, 4" x 32" (<i>Part Number Stamped On Barrel</i>)
B.	GR1630	-	Seal Kit, Includes: (2) O-Rings, (1) BU Ring, (1) Wiper, (1) T-Seal, (1) Cast Iron Ring, (1) U-Cup Seal

ROW MARKER LINK ASSIST CYLINDER, 32 ROW 30" AND 36 ROW 30"

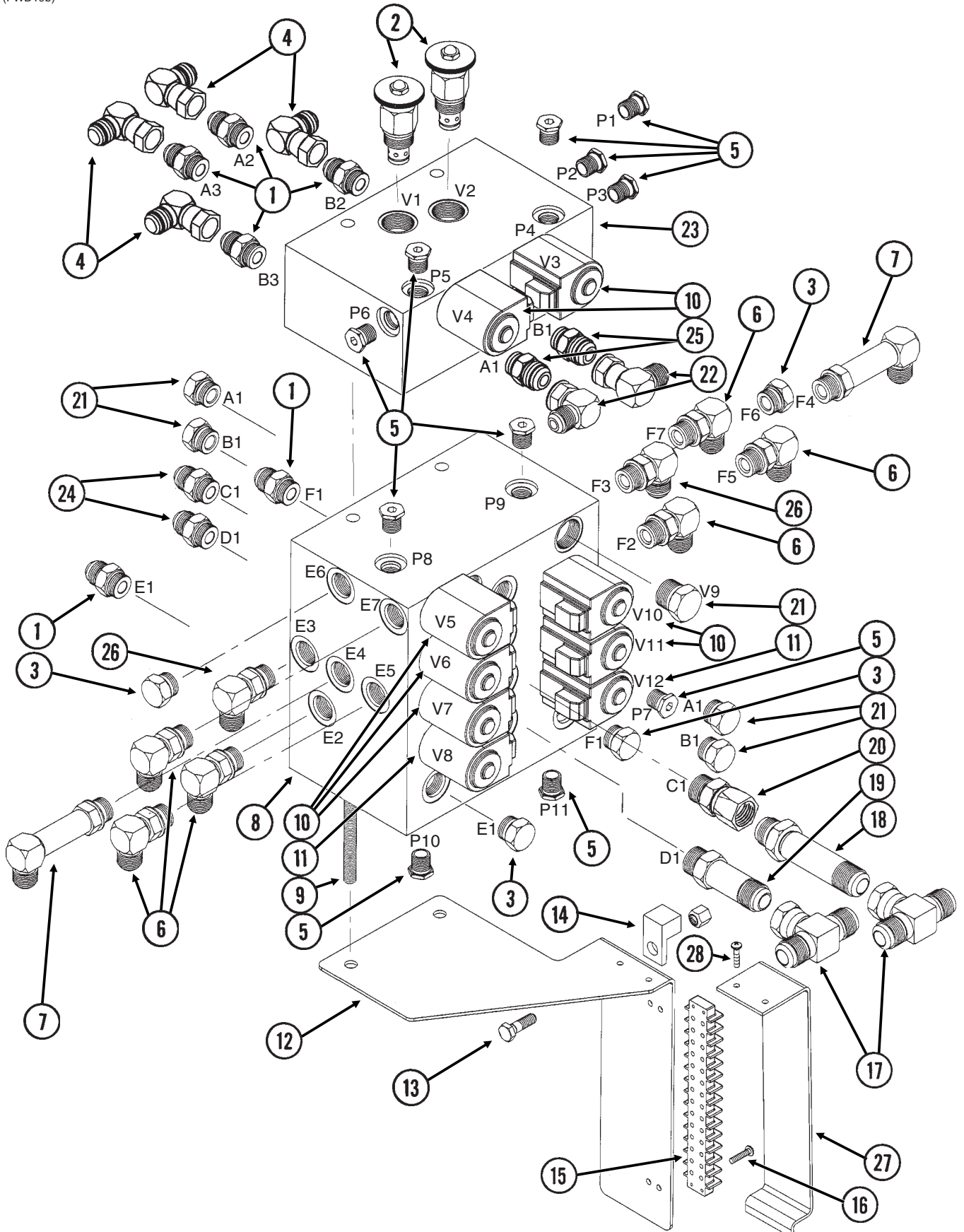
(CYL33j)



ITEM	PART NO.	QTY.	DESCRIPTION
1.	GD11950	1	Clevis
2.	G10939	1	Hex Head Cap Screw, 3/8"-16 x 2 1/4"
	G10108	1	Lock Nut, 3/8"-16
3.	GD12510	1	Gland
4.	GD14233	1	Rod
5.	GD5900-19	1	Sleeve, 4"
6.	GD12511	1	Piston
7.	G10967	1	Lock Nut, 3/4"-16
8.	A8775	1	Barrel (Non-Stock Item)
A.	GA10410	-	Cylinder Complete, 2" x 4" (<i>Part Number Stamped On Barrel</i>)
B.	GR1529	-	Seal Kit, Includes: (2) O-Rings, (1) BU Ring, (1) Wiper, (1) T-Seal, (2) U-Cup Seals, (1) Instruction

VALVE BLOCKS - LOCATED ON HITCH (Conventional Planters)

(FWD19b)

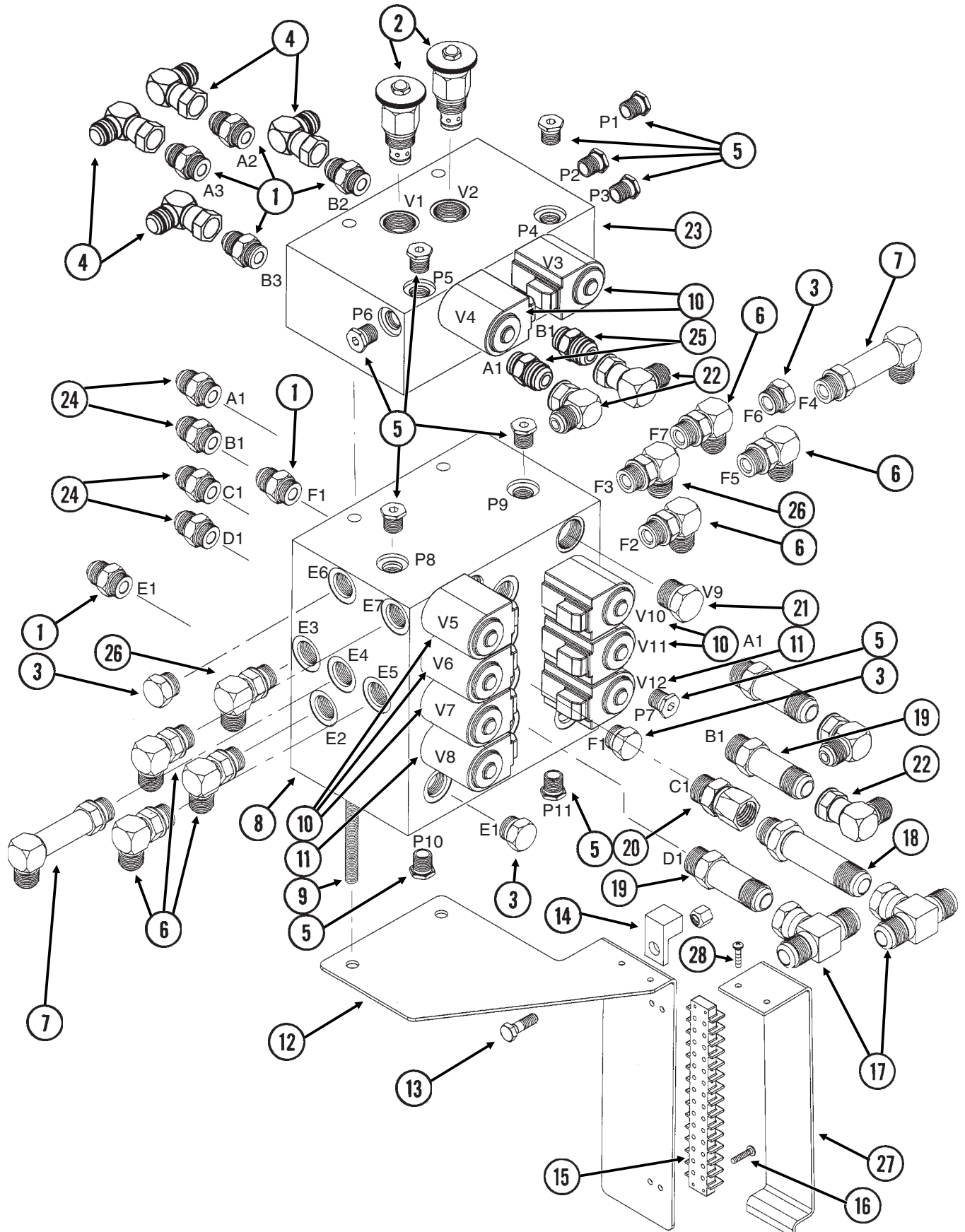


VALVE BLOCKS - LOCATED ON HITCH (Conventional Planters)

ITEM	PART NO.	QTY.	DESCRIPTION
1.	G6400-08	6	Connector W/O-Ring, 3/4"-16 Male JIC To O-Ring
	GR1037	-	O-Ring
2.	GA3413	2	Flow Control Valve
	GR0764	-	Seal Kit, Includes: (2) O-Rings, (1) BU Ring
3.	G6408-08	4	Plug W/O-Ring, 3/4"-16 O-Ring
	GR1037	-	O-Ring
4.	G6500-08	4	Swivel Elbow, 90°, 3/4"-16 Male JIC To Female
5.	G6408-H06-0	11	Hex Socket Head Plug W/O-Ring, 9/16"-18 O-Ring
	GR1045	-	O-Ring
6.	G6801-08	6	Elbow W/O-Ring, 90°, 3/4"-16 Male JIC To O-Ring
	GR1037	-	O-Ring
7.	G6801-LL-08	2	X-Long Elbow W/O-Ring, 90°, 3/4"-16 Male JIC To O-Ring
	GR1037	-	O-Ring
8.	GD14922	1	Block
9.	GD15187-01	2	Threaded Rod, 3/8"-16 x 13"
	G10203	2	Washer, 3/8" SAE
	G10108	2	Lock Nut, 3/8"-16
10.		-	See "Solenoid Valve (G1K275)", Page P118
11.		-	See "Solenoid Valve (G1K276)", Page P119
12.	GD15634	1	Mount
13.	G10002	1	Hex Head Cap Screw, 3/8"-16 x 3/4"
	G10622	1	Serrated Flange Nut, 3/8"-16
14.	GA3584	1	Ground Clamp
15.	GA9097	1	Terminal Strip W/Screws, No. 6, 14 Terminal
	GR1635	-	Screw, No. 6-32 x 1/4"
16.	G11067	2	Phillips Pan Head Machine Screw, No. 8-32 x 3/4", Stainless Steel
17.	G6600-10	2	Swivel Tee, 7/8"-14 JIC
18.	G2700-10	1	Bulkhead Tube Union, 7/8"-14 Male JIC
19.	G6400-L-10	1	Long Connector W/O-Ring, 7/8"-14 Male JIC To O-Ring
	GR1466	-	O-Ring
20.	G6402-10	1	Connector W/O-Ring, 7/8"-14 Female JIC To Male O-Ring
	GR1466	-	O-Ring
21.	G6408-10	5	Plug W/O-Ring, 7/8"-14 O-Ring
	GR1466	-	O-Ring
22.	G6500-10	2	Swivel Elbow, 90°, 7/8"-14 Male JIC To Female
23.	GD14923	1	Block
24.	G6400-10	2	Connector W/O-Ring, 7/8"-14 Male JIC To O-Ring
	GR1466	-	O-Ring
25.	G6400-10-08	2	Connector W/O-Ring, 7/8"-14 Male JIC To 3/4"-16 O-Ring
	GR1037	-	O-Ring
26.	G6801-06-08	2	Elbow W/O-Ring, 90°, 9/16"-18 Male JIC To 3/4"-16 O-Ring
	GR1037	-	O-Ring
27.	GD16146	1	Cover
28.	G11067	2	Phillips Pan Head Machine Screw, No. 8-32 x 3/4", Stainless Steel
	G10928	2	Hex Nut, No. 8-32, Stainless Steel

VALVE BLOCKS - LOCATED ON HITCH (SDS Planters)

(FWD19c)

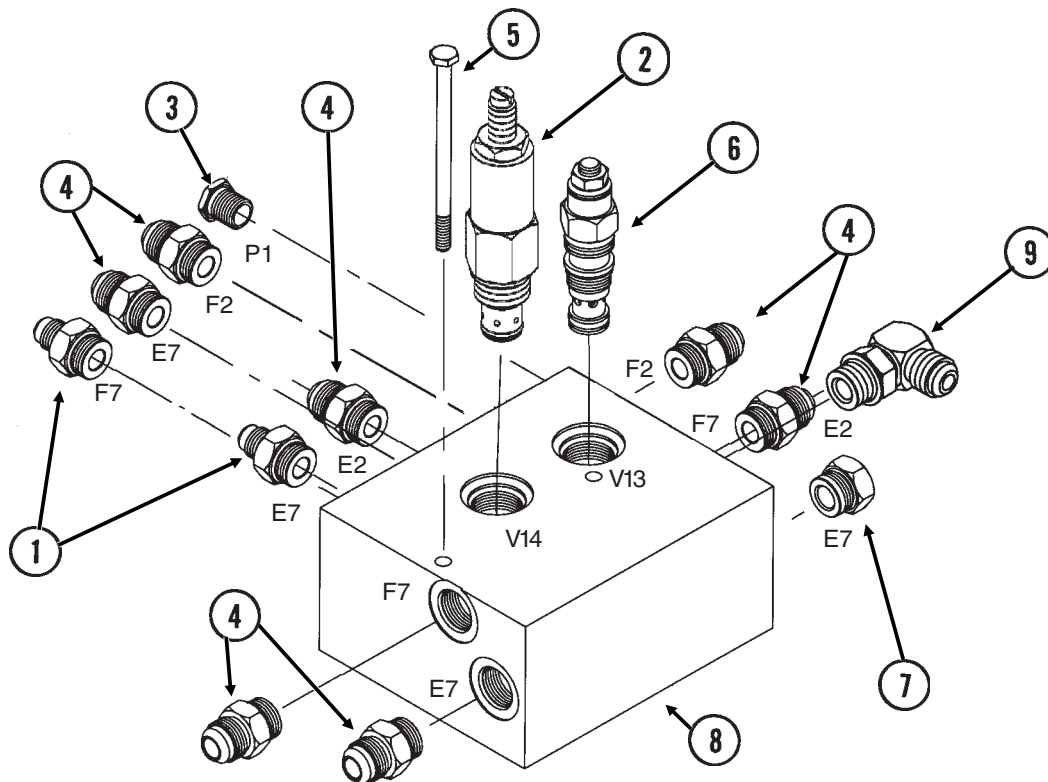


VALVE BLOCKS - LOCATED ON HITCH (SDS Planters)

ITEM	PART NO.	QTY.	DESCRIPTION
1.	G6400-08	6	Connector W/O-Ring, 3/4"-16 Male JIC To O-Ring
	GR1037	-	O-Ring
2.	GA3413	2	Flow Control Valve
	GR0764	-	Seal Kit, Includes: (2) O-Rings, (1) BU Ring
3.	G6408-08	4	Plug W/O-Ring, 3/4"-16 O-Ring
	GR1037	-	O-Ring
4.	G6500-08	4	Swivel Elbow, 90°, 3/4"-16 Male JIC To Female
5.	G6408-H06-0	11	Hex Socket Head Plug W/O-Ring, 9/16"-18 O-Ring
	GR1045	-	O-Ring
6.	G6801-08	6	Elbow W/O-Ring, 90°, 3/4"-16 Male JIC To O-Ring
	GR1037	-	O-Ring
7.	G6801-LL-08	2	X-Long Elbow W/O-Ring, 90°, 3/4"-16 Male JIC To O-Ring
	GR1037	-	O-Ring
8.	GD14922	1	Block
9.	GD15187-01	2	Threaded Rod, 3/8"-16 x 13"
	G10203	2	Washer, 3/8" SAE
	G10108	2	Lock Nut, 3/8"-16
10.		-	See "Solenoid Valve (G1K275)", Page P118
11.		-	See "Solenoid Valve (G1K276)", Page P119
12.	GD15634	1	Mount
13.	G10002	1	Hex Head Cap Screw, 3/8"-16 x 3/4"
	G10622	1	Serrated Flange Nut, 3/8"-16
14.	GA3584	1	Ground Clamp
15.	GA9097	1	Terminal Strip W/Screws, No. 6, 14 Terminal
	GR1635	-	Screw, No. 6-32 x 1/4"
16.	G11067	2	Phillips Pan Head Machine Screw, No. 8-32 x 3/4", Stainless Steel
17.	G6600-10	2	Swivel Tee, 7/8"-14 JIC
18.	G2700-10	1	Bulkhead Tube Union, 7/8"-14 Male JIC
19.	G6400-L-10	3	Long Connector W/O-Ring, 7/8"-14 Male JIC To O-Ring
	GR1466	-	O-Ring
20.	G6402-10	3	Connector W/O-Ring, 7/8"-14 Female JIC To Male O-Ring
	GR1466	-	O-Ring
21.	G6408-10	1	Plug W/O-Ring, 7/8"-14 O-Ring
	GR1466	-	O-Ring
22.	G6500-10	4	Swivel Elbow, 90°, 7/8"-14 Male JIC To Female
23.	GD14923	1	Block
24.	G6400-10	2	Connector W/O-Ring, 7/8"-14 Male JIC To O-Ring
	GR1466	-	O-Ring
25.	G6400-10-08	2	Connector W/O-Ring, 7/8"-14 Male JIC To 3/4"-16 O-Ring
	GR1037	-	O-Ring
26.	G6801-06-08	2	Elbow W/O-Ring, 90°, 9/16"-18 Male JIC To 3/4"-16 O-Ring
	GR1037	-	O-Ring
27.	GD16146	1	Cover
28.	G11067	2	Phillips Pan Head Machine Screw, No. 8-32 x 3/4", Stainless Steel
	G10928	2	Hex Nut, No. 8-32, Stainless Steel

VALVE BLOCK - LOCATED AT CENTER OF REAR H-FRAME

(A11008a)

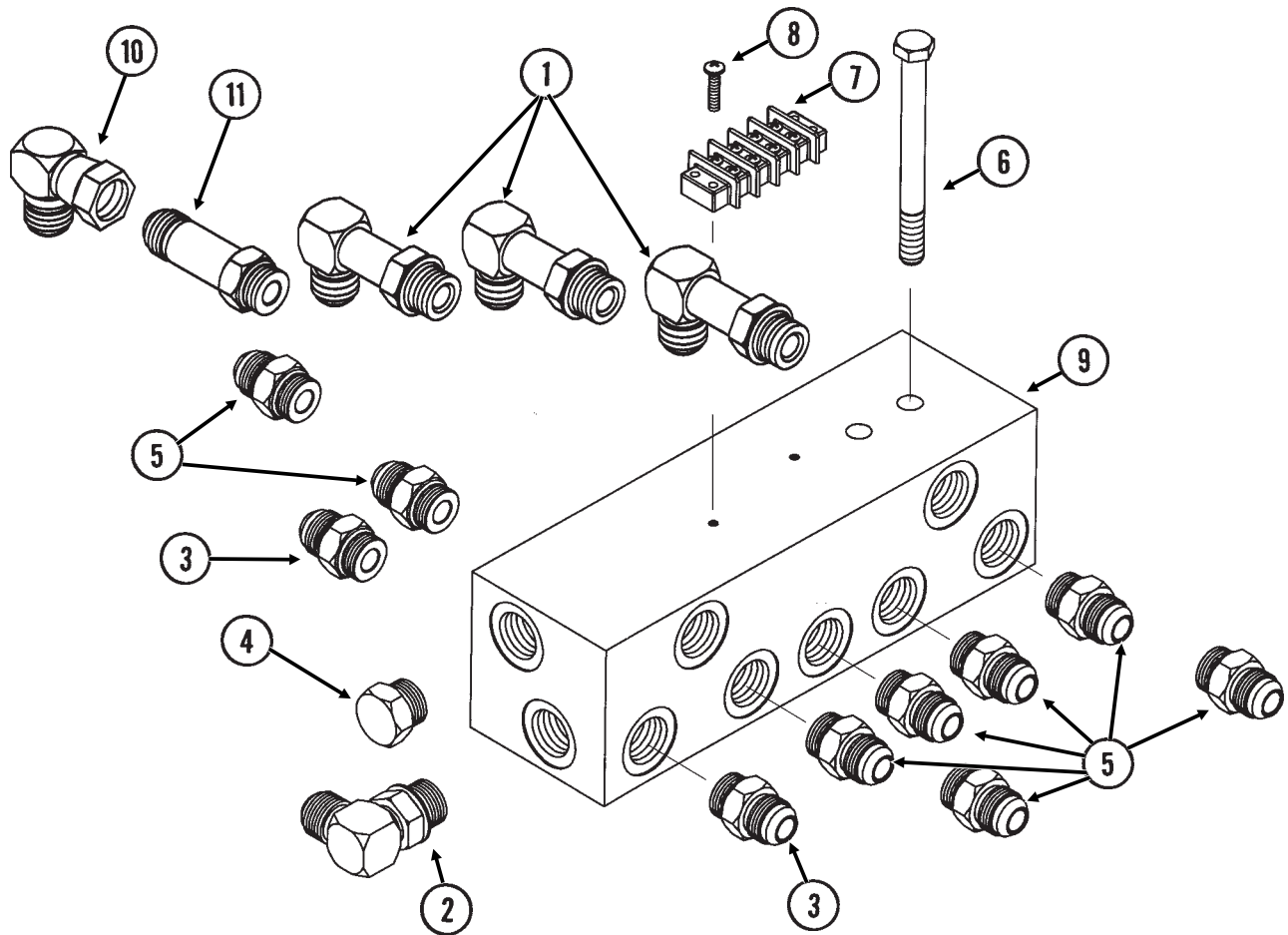


ITEM	PART NO.	QTY.	DESCRIPTION
1.	G6400-06-08 GR1037	2 -	Connector W/O-Ring, $\frac{9}{16}$ "-18 Male JIC To $\frac{3}{4}$ "-16 O-Ring O-Ring
2.	GA3407 GR0764	1 -	Pressure Relief Valve, 1000 PSI Seal Kit, Includes: (2) O-Rings, (1) BU Ring
3.	G6408-H06-0 GR1045	1 -	Hex Socket Head Plug W/O-Ring, $\frac{9}{16}$ "-18 O-Ring O-Ring
4.	G6400-08 GR1037	7 -	Connector W/O-Ring, $\frac{3}{4}$ "-16 Male JIC To O-Ring O-Ring
5.	G10943 G10227	2 2	Hex Head Cap Screw, $\frac{1}{4}$ "-20 x 4" Lock Washer, $\frac{1}{4}$ "
6.	GA10632	1	Counter Balance Valve
7.	G6408-08 GR1037	1 -	Plug W/O-Ring, $\frac{3}{4}$ "-16 O-Ring O-Ring
8.	GD16130	1	Block
9.	G6801-08 GR1037	1 -	Elbow W/O-Ring, 90°, $\frac{3}{4}$ "-16 Male JIC To O-Ring O-Ring
A.	GR1517	-	Seal Kit For Counter Balance Valve, Includes: (3) O-Rings, (3) BU Rings

JUNCTION BLOCK - LOCATED ON EACH WING, 24 ROW 30"

(A11171a)

L.H. Side Shown

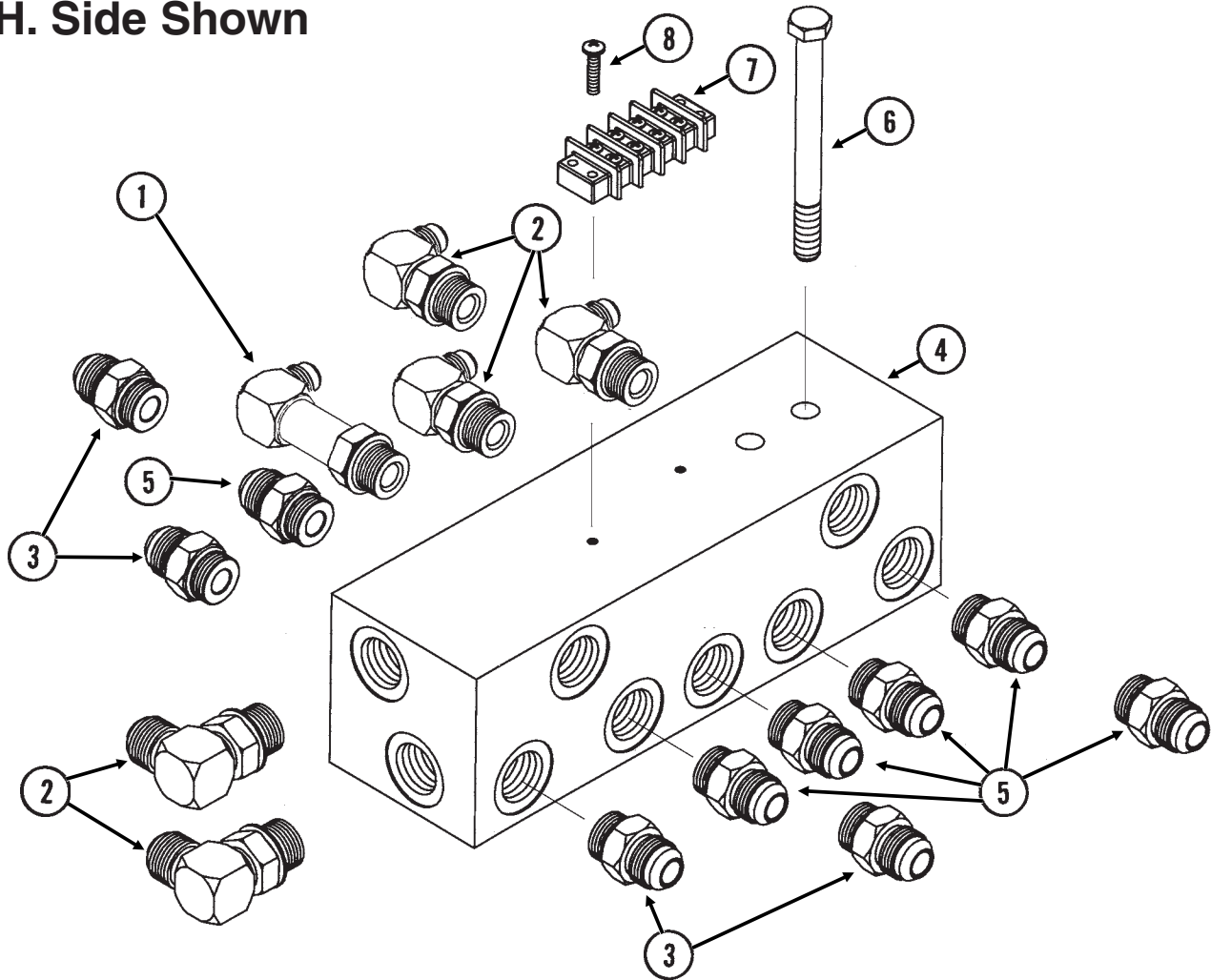


ITEM	PART NO.	QTY.	DESCRIPTION
		(Per Assy.)	
1.	G6801-L-08 GR1037	3 -	Long Elbow W/O-Ring, 90°, 3/4"-16 Male JIC To O-Ring O-Ring
2.	G6801-08 GR1037	1 -	Elbow W/O-Ring, 90°, 3/4"-16 Male JIC To O-Ring O-Ring
3.	G6400-10-08 GR1037	2 -	Connector W/O-Ring, 7/8"-14 Male JIC To 3/4"-16 O-Ring O-Ring
4.	G6408-08 GR1037	1 -	Plug W/O-Ring, 3/4"-16 O-Ring O-Ring
5.	G6400-08 GR1037	8 -	Connector W/O-Ring, 3/4"-16 Male JIC To O-Ring O-Ring
6.	G10063 G10203 G10108	2 2 2	Hex Head Cap Screw, 3/8"-16 x 4" Washer, 3/8" SAE Lock Nut, 3/8"-16
7.	GA9510 GR1635	1 -	Terminal Strip W/Screws, No. 6, 4 Terminal Screw, No. 6-32 x 1/4"
8.	G11067	2	Phillips Pan Head Machine Screw, No. 8-32 x 3/4", Stainless Steel
9.	GD14925	1	Block
10.	G6500-08	1	Swivel Elbow, 90°, 3/4"-16 Male JIC To Female
11.	G6400-L-08 GR1037	1 -	Long Connector W/O-Ring, 3/4"-16 Male JIC To O-Ring O-Ring

JUNCTION BLOCK - LOCATED ON EACH WING, 32 ROW 30"

(A11195)

L.H. Side Shown

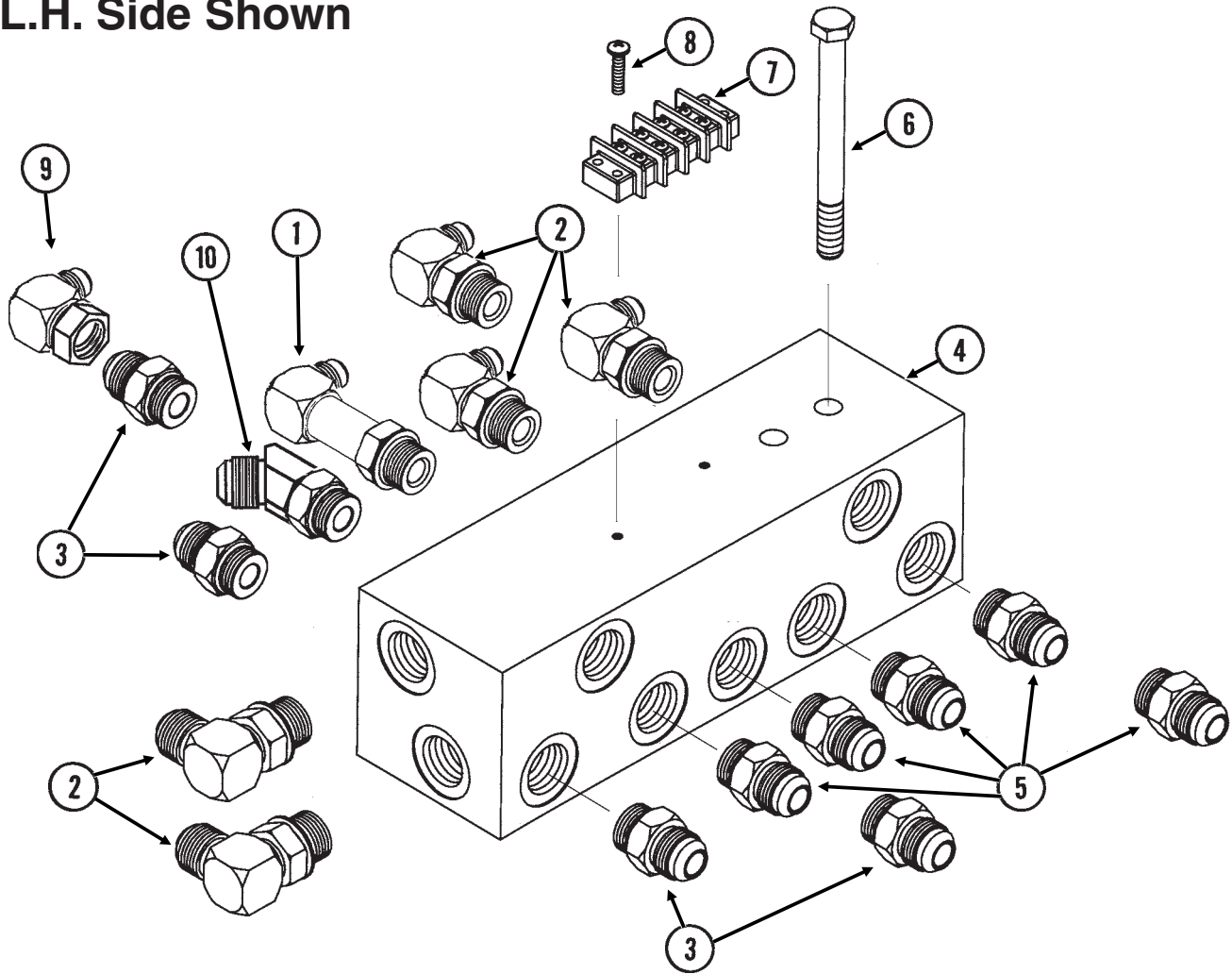


ITEM	PART NO.	QTY.	DESCRIPTION
		(Per Assy.)	
1.	G6801-L-08 GR1037	1 -	Long Elbow W/O-Ring, 90°, 3/4"-16 Male JIC To O-Ring O-Ring
2.	G6801-08 GR1037	5 -	Elbow W/O-Ring, 90°, 3/4"-16 Male JIC To O-Ring O-Ring
3.	G6400-10-08 GR1037	4 -	Connector W/O-Ring, 7/8"-14 Male JIC To 3/4"-16 O-Ring O-Ring
4.	GD14925	1	Block
5.	G6400-08 GR1037	6 -	Connector W/O-Ring, 3/4"-16 Male JIC To O-Ring O-Ring
6.	G10063 G10203 G10108	2 2 2	Hex Head Cap Screw, 3/8"-16 x 4" Washer, 3/8" SAE Lock Nut, 3/8"-16
7.	GA9510 GR1635	1 -	Terminal Strip W/Screws, No. 6, 4 Terminal Screw, No. 6-32 x 1/4"
8.	G11067	2	Phillips Pan Head Machine Screw, No. 8-32 x 3/4", Stainless Steel

JUNCTION BLOCK - LOCATED ON EACH WING, 36 ROW 30"

(A11197)

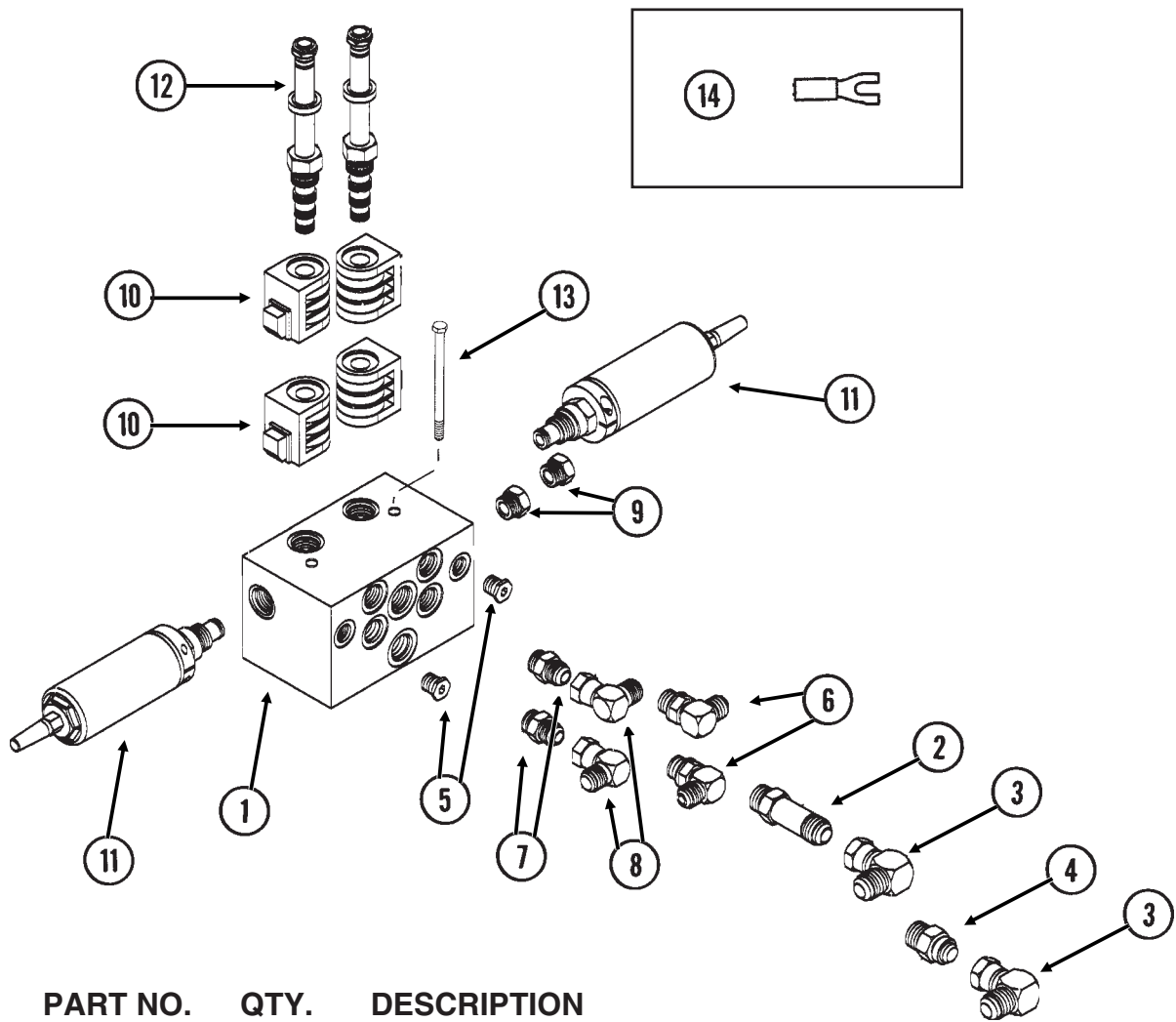
L.H. Side Shown



ITEM	PART NO.	QTY.	DESCRIPTION
		(Per Assy.)	
1.	G6801-L-08 GR1037	1 -	Long Elbow W/O-Ring, 90°, 3/4"-16 Male JIC To O-Ring O-Ring
2.	G6801-08 GR1037	5 -	Elbow W/O-Ring, 90°, 3/4"-16 Male JIC To O-Ring O-Ring
3.	G6400-10-08 GR1037	4 -	Connector W/O-Ring, 7/8"-14 Male JIC To 3/4"-16 O-Ring O-Ring
4.	GD14925	1	Block
5.	G6400-08 GR1037	5 -	Connector W/O-Ring, 3/4"-16 Male JIC To O-Ring O-Ring
6.	G10063 G10203 G10108	2 2 2	Hex Head Cap Screw, 3/8"-16 x 4" Washer, 3/8" SAE Lock Nut, 3/8"-16
7.	GA9510 GR1635	1 -	Terminal Strip W/Screws, No. 6, 4 Terminal Screw, No. 6-32 x 1/4"
8.	G11067	2	Phillips Pan Head Machine Screw, No. 8-32 x 3/4", Stainless Steel
9.	G6500-10	1	Swivel Elbow, 90°, 7/8"-14 Male JIC To Female
10.	G6802-08 GR1037	1 -	Elbow W/O-Ring, 45°, 3/4"-16 Male JIC To O-Ring O-Ring

SDS MANIFOLD BLOCK

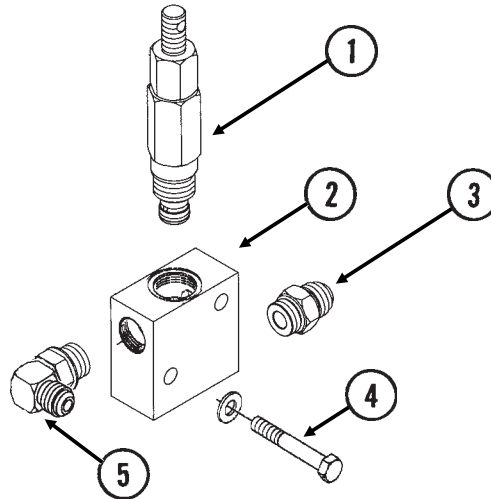
(FWD96/A9481)



ITEM	PART NO.	QTY.	DESCRIPTION
1.	GD16500	1	Block
2.	G6400-L-10	1	Long Connector W/O-Ring, 7/8"-14 Male JIC To O-Ring
	GR1466	-	O-Ring
3.	G6500-10	2	Swivel Elbow, 90°, 7/8"-14 Male JIC To Female
4.	GA11360	1	Check Valve
5.	G6408-H06-0	2	Hex Socket Head Plug W/O-Ring, 9/16"-18 O-Ring
	GR1045	-	O-Ring
6.	G6801-08	2	Elbow W/O-Ring, 90°, 3/4"-16 Male JIC To O-Ring
	GR1037	-	O-Ring
7.	G6400-08	2	Connector W/O-Ring, 3/4"-16 Male JIC To O-Ring
	GR1037	-	O-Ring
8.	G6500-08	2	Swivel Elbow, 90°, 3/4"-16 Male JIC To Female
9.	G6408-08	2	Plug W/O-Ring, 3/4"-16 O-Ring
	GR1037	-	O-Ring
10.	GR1748	4	Coil
11.	GA10987	2	Flow Control Cartridge
12.	GA11365	2	Spool Valve
13.	G11203	2	Hex Head Cap Screw, 1/4"-20 x 4 1/2"
	G10227	2	Lock Washer, 1/4"
14.	G10996	-	Fork Terminal
A.	GR1756	-	Seal Kit For Coil, Includes: (6) BU Rings, (4) O-Rings

VALVE BLOCK - LOCATED AT EACH ROW MARKER ON OUTER WING, 32 ROW 30" AND 36 ROW 30"

(FWD26a)

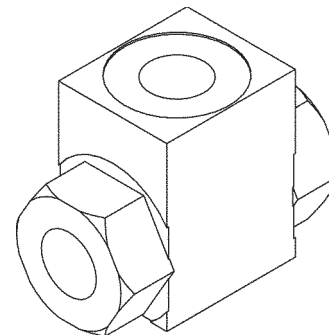


ITEM	PART NO.	QTY.	DESCRIPTION
1.	GA3407	-	Pressure Relief Valve, 1000 PSI
	GR1515	-	Seal Kit, Includes: (2) O-Rings, (1) BU Ring
2.	GD14528	1	Valve Block
3.	G6400-08	1	Connector W/O-Ring, 3/4"-16 Male JIC To O-Ring
	GR1037	-	O-Ring
4.	G10069	2	Hex Head Cap Screw, 5/16"-18 x 2 1/4"
	G10221	2	Washer, 5/16" SAE
	G10109	2	Lock Nut, 5/16"-18, Grade 8
5.	G6801-08	1	Elbow W/O-Ring, 90°, 3/4"-16 Male JIC To O-Ring
	GR1037	-	O-Ring

FLOW REGULATOR VALVE - LOCATED AT EACH ROW MARKER ON OUTER WING, 32 ROW 30" AND 36 ROW 30"

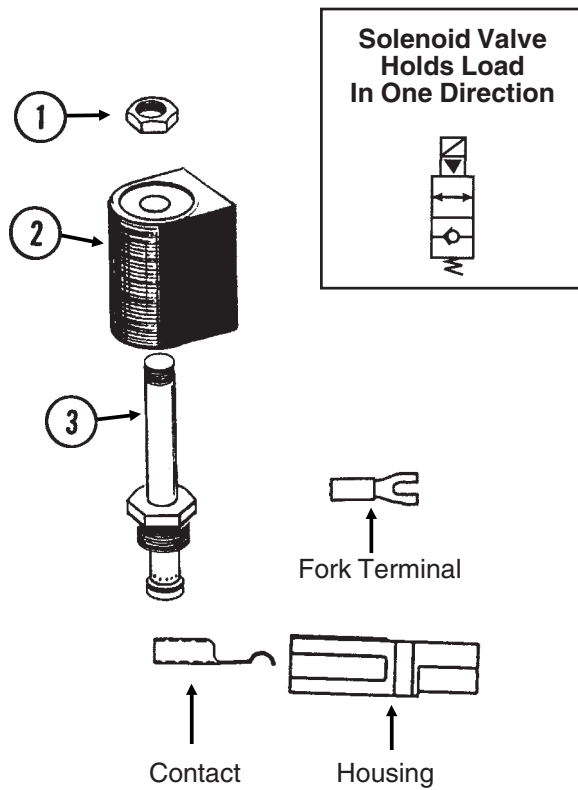
(A10645)

ITEM	PART NO.	QTY.	DESCRIPTION
1.	GA10645	-	Flow Regulator Valve



SOLENOID VALVE (G1K275)

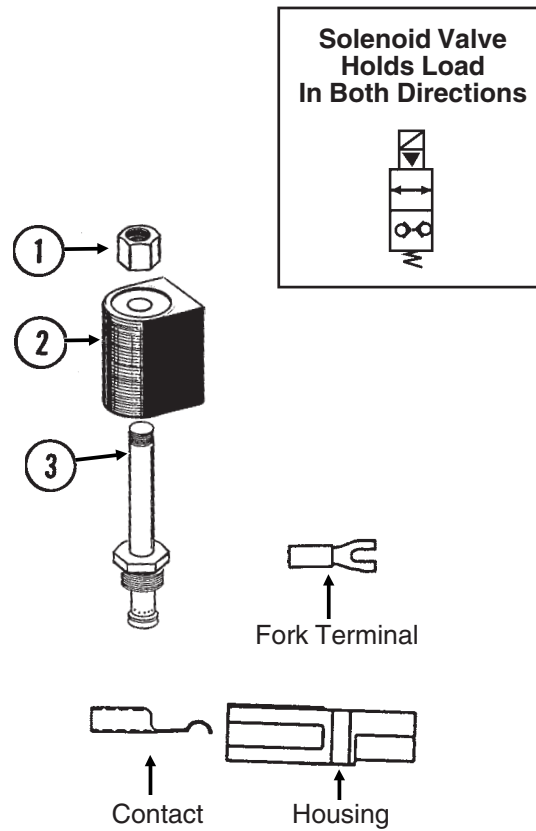
VVB019(TWL27c/TWL18/PLTR75c/A9481)



ITEM	PART NO.	QTY.	DESCRIPTION
1.	GR0761	1	Special Hex Nut, 1/2"-20
2.	G1K274	1	Coil Kit W/Contacts, Housings And Fork Terminals
	GD9529	2	Housing, Black
	GD9530	2	Contact
	G10996	2	Fork Terminal
3.	GR0763	1	Cartridge
A.	G1K275	-	Solenoid Valve Kit W/Solenoid Valve, Contacts, Housings And Fork Terminals
	GD9529	2	Housing, Black
	GD9530	2	Contact
	G10996	2	Fork Terminal
B.	GR0764	-	Seal Kit, Includes: (2) O-Rings, (1) BU Ring

SOLENOID VALVE (G1K276)

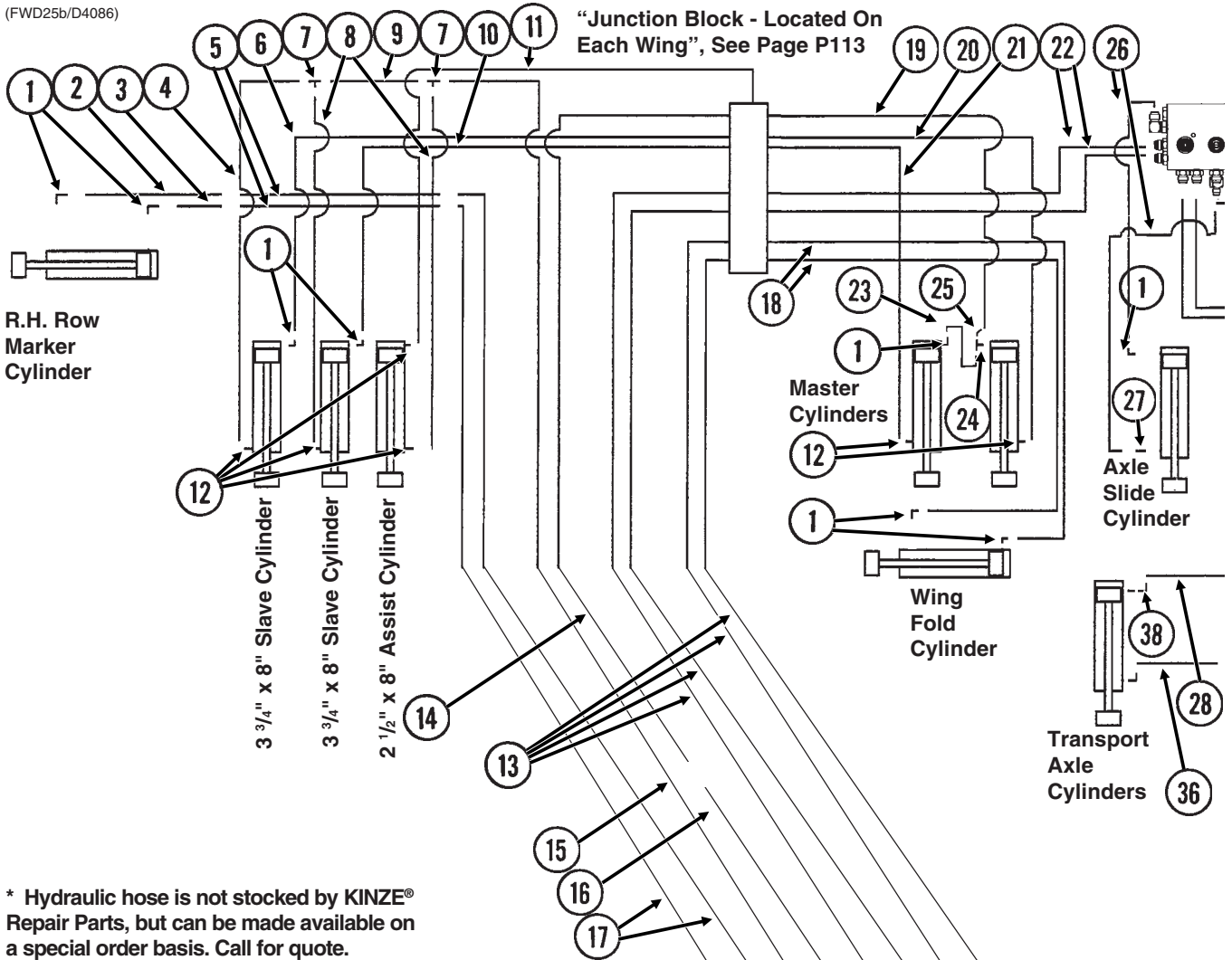
VVB019(FF25/TWL18/PLTR75c)



ITEM	PART NO.	QTY.	DESCRIPTION
1.	GR1322	1	Special Hex Nut, 1/2"-20
2.	G1K274	1	Coil Kit W/Contacts, Housings And Fork Terminals
	GD9529	2	Housing, Black
	GD9530	2	Contact
	G10996	2	Fork Terminal
3.	GR1321	1	Cartridge
A.	G1K276	-	Solenoid Valve Kit W/Housings, Contacts And Forked Terminals
	GD9529	2	Housing, Black
	GD9530	2	Contact
	G10996	2	Fork Terminal
B.	GR0764	-	Seal Kit, Includes: (2) O-Rings, (1) BU Ring

HYDRAULIC HOSES AND FITTINGS, 24 ROW 30"

(FWD25b/D4086)



* Hydraulic hose is not stocked by KINZE® Repair Parts, but can be made available on a special order basis. Call for quote.

ITEM	PART NO.	QTY.	DESCRIPTION	A2	B2	D1	C1	E2	F2	E4	F4
1.	G6801-08 GR1037	15 -	Elbow W/O-Ring, 90°, 3/4"-16 Male JIC To O-Ring O-Ring								
2.	*A3220	2	Hose Assembly, 3/8" x 82"								
3.	*A3149	2	Hose Assembly, 3/8" x 46"								
4.	*A1020	2	Hose Assembly, 3/8" x 48"								
5.	*A3247	4	Hose Assembly, 3/8" x 156" (Male To Female)								
6.	*A1090	2	Hose Assembly, 3/8" x 162"								
7.	G2603-08	4	Tee, 3/4"-16 Male JIC								
8.	*A1079	4	Hose Assembly, 3/8" x 24"								
9.	*A1086	2	Hose Assembly, 3/8" x 28"								
10.	*A3249	2	Hose Assembly, 3/8" x 132"								
11.	*A3136	2	Hose Assembly, 3/8" x 100"								
12.	G6400-08 GR1037	8 -	Connector W/O-Ring, 3/4"-16 Male JIC To O-Ring O-Ring								
13.	*A3268	8	Hose Assembly, 3/8" x 324"								
14.	*A8278	2	Hose Assembly, 1/2" x 312" (Elbow End)								
15.	*A8254	2	Hose Assembly, 1/2" x 400" (Elbow End)								
16.	*A8277	2	Hose Assembly, 1/2" x 12" (Elbow Ends)								
17.	*A3269	4	Hose Assembly, 3/8" x 340"								
18.	*A3206	4	Hose Assembly, 3/8" x 184"								
19.	*A8237	2	Hose Assembly, 1/2" x 202"								
20.	*A3161	2	Hose Assembly, 3/8" x 210"								
21.	*A3139	2	Hose Assembly, 3/8" x 254"								
22.	*A3154	4	Hose Assembly, 3/8" x 196"								
23.	*A3158	2	Hose Assembly, 3/8" x 46"								

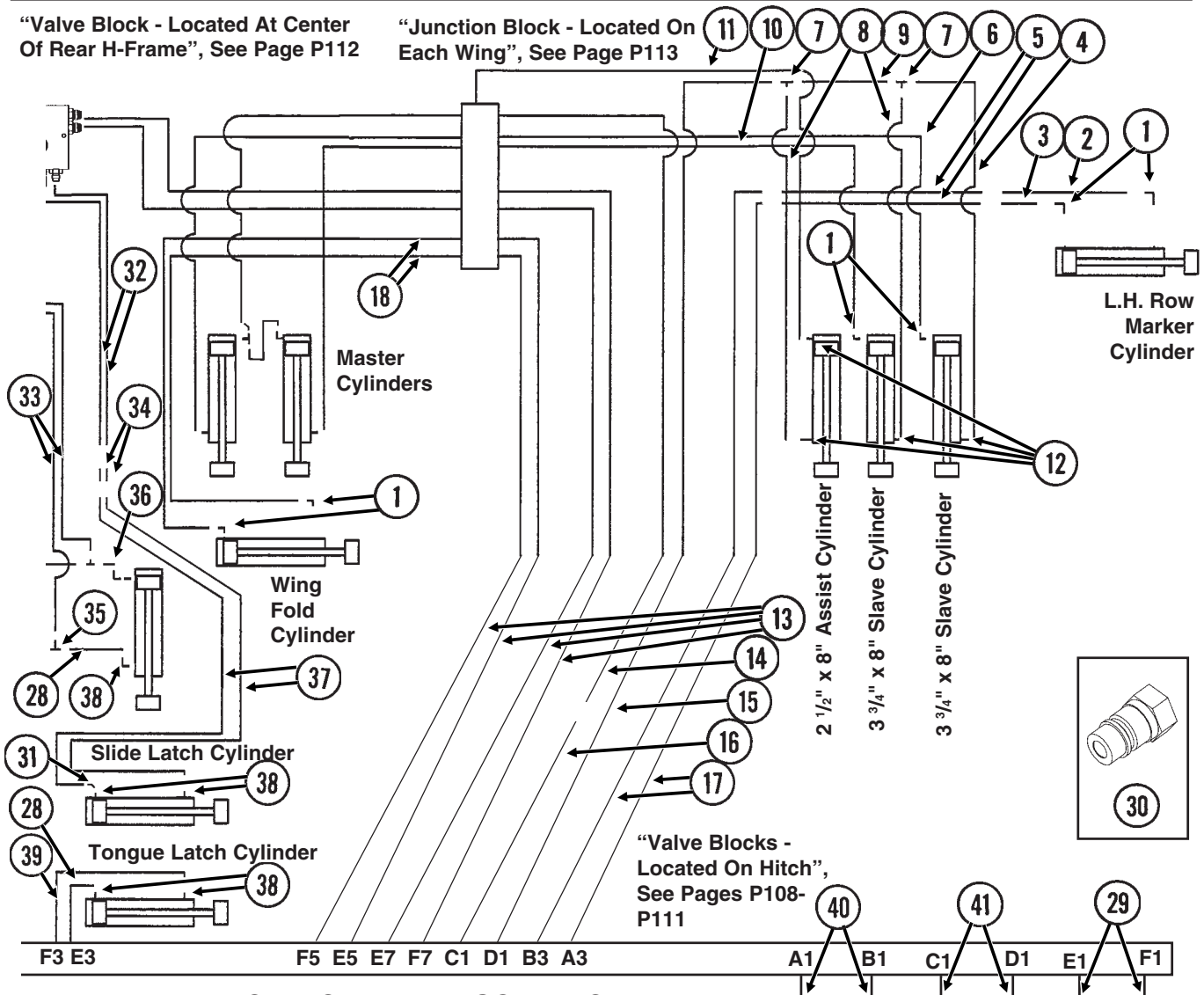
P120

Rev. 10/06

HYDRAULIC HOSES AND FITTINGS, 24 ROW 30"

"Valve Block - Located At Center Of Rear H-Frame", See Page P112

"Junction Block - Located On Each Wing", See Page P113

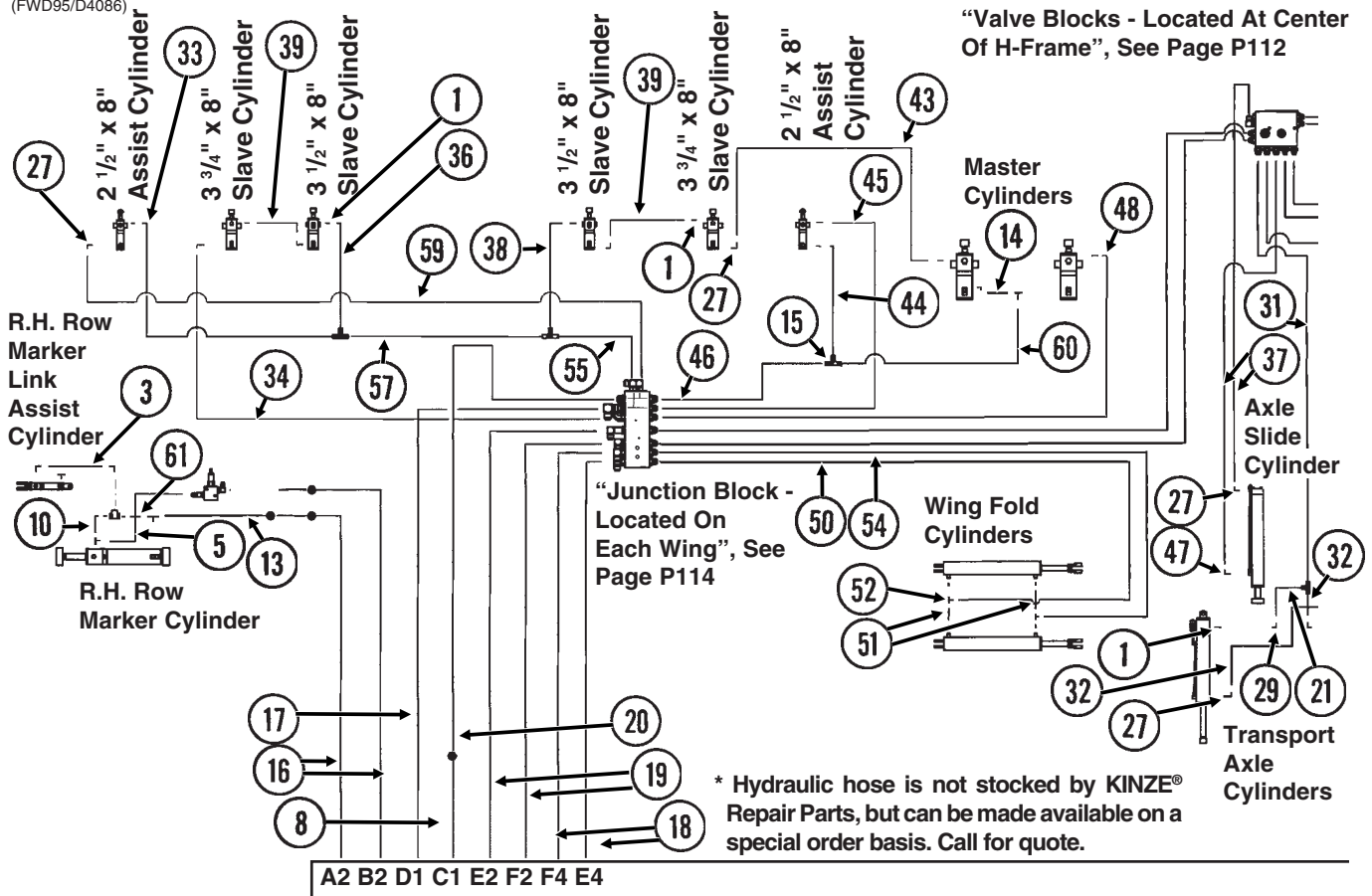


ITEM PART NO. QTY. DESCRIPTION

24.	G6803-08 GR1037	2 -	Tee, 3/4"-16 Male NPT To O-Ring O-Ring
25.	G6502-08	2	Swivel Elbow, 45°, 3/4"-16 Male JIC To Female
26.	*A3248	2	Hose Assembly, 3/8" x 48" (Elbow End)
27.		-	See "Axle Slide Cylinder", Page P103
28.	*A1192	3	Hose Assembly, 1/4" x 20"
29.	*A3236	2	Hose Assembly, 3/8" x 72"
30.	GD4086	6	ISO Coupler
31.	G6502-06	1	Swivel Elbow, 45°, 9/16"-18 Male JIC To Female
32.	*A1102	2	Hose Assembly, 1/4" x 95"
33.	*A3257	2	Hose Assembly, 3/8" x 86"
34.	G2700-06-06 G306-08 G306-06	2 2 2	Bulkhead Tube Union, 9/16"-18 Male JIC Lock Nut, 3/4"-16 Lock Nut, 9/16"-18
35.	G2704-06	2	Bulkhead Tee, 9/16"-18 JIC
36.	*A7614	2	Hose Assembly, 1/4" x 17"
37.	*A1132	2	Hose Assembly, 1/4" x 44"
38.	G6400-06-08 GR1037	8 -	Connector W/O-Ring, 9/16"-18 Male JIC To 3/4"-16 O-Ring O-Ring
39.	*A7613	1	Hose Assembly, 1/4" x 44" (Elbow End)
40.	*A8230	2	Hose Assembly, 1/2" x 84" (Elbow End)
41.	*A8231	2	Hose Assembly, 1/2" x 72"

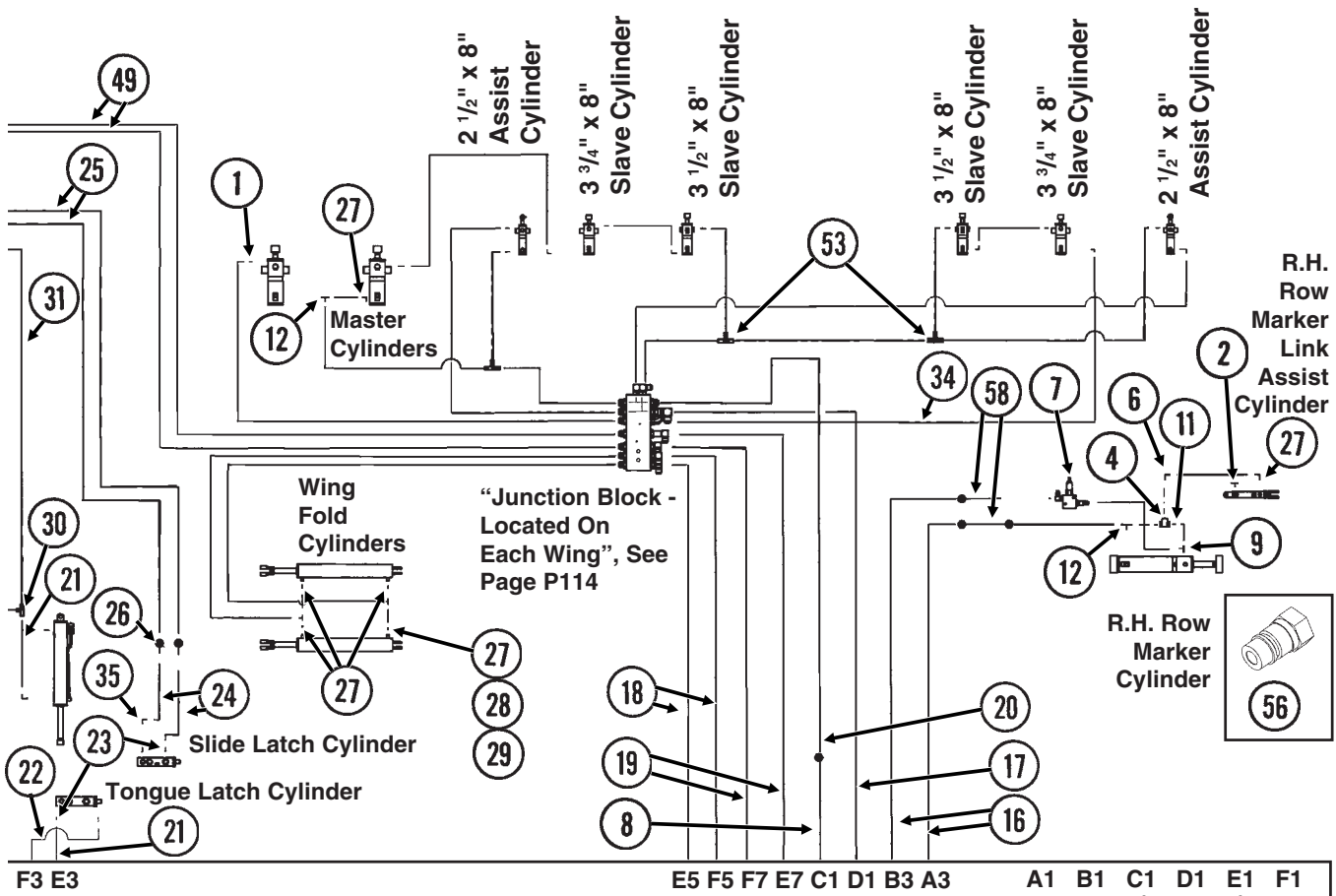
HYDRAULIC HOSES AND FITTINGS, 32 ROW 30"

(FWD95/D4086)



ITEM	PART NO.	QTY.	DESCRIPTION
1.	G6400-08 GR1037	24 -	Connector W/O-Ring, 3/4"-16 Male JIC To O-Ring O-Ring
2.	GA5531 GR1037	2 -	Breather Plug W/O-Ring, 3/4"-16 O-Ring
3.	*A1020	2	Hose Assembly, 3/8" x 48"
4.		-	See "Flow Regulator Valve", Page P117
5.	*A8242	2	Hose Assembly, 1/2" x 67"
6.	G6801-08-06 GR1045	2 -	Elbow W/O-Ring, 90°, 3/4"-16 Male JIC To 9/16"-18 O-Ring O-Ring
7.		-	See "Valve Block - Located At Each Row Marker", Page P117
8.	*A8277	2	Hose Assembly, 1/2" x 12"
9.	G6804-08 GR1037	2 -	Adjustable Tee, 3/4"-16 Male JIC To O-Ring O-Ring
10.	*A3258	2	Hose Assembly, 3/8" x 9" (Elbow End)
11.	G6400-08-06 GR1045	6 -	Connector W/O-Ring, 3/4"-16 Male JIC To 9/16"-18 O-Ring O-Ring
12.	G6803-08 GR1037	2 -	Tee, 3/4"-16 Male NPT To O-Ring O-Ring
13.	*A8243	2	Hose Assembly, 1/2" x 76"
14.	*A3158	2	Hose Assembly, 3/8" x 46"
15.	G2603-10	2	Tee, 7/8"-14 Male JIC
16.	*A8260	4	Hose Assembly, 1/2" x 424"
17.	*A8227	2	Hose Assembly, 1/2" x 408" (Elbow End)
18.	*A3273	4	Hose Assembly, 3/8" x 410"
19.	*A3271	4	Hose Assembly, 3/8" x 402"
20.	*A8290	2	Hose Assembly, 1/2" x 396" (Elbow End)
21.	*A1192	3	Hose Assembly, 1/4" x 20"
22.	*A7612	1	Hose Assembly, 1/4" x 52" (Elbow End)
23.	G6400-06-08 GR1037	4 -	Connector W/O-Ring, 9/16"-18 Male JIC To 3/4"-16 O-Ring O-Ring
24.	*A1132	2	Hose Assembly, 1/4" x 44"
25.	*A7615	2	Hose Assembly, 1/4" x 122"
26.	G2700-06-06	2	Bulkhead Tube Union, 9/16"-18 Male JIC
27.	G6801-08 GR1037	18 -	Elbow W/O-Ring, 90°, 3/4"-16 Male JIC To O-Ring O-Ring

HYDRAULIC HOSES AND FITTINGS, 32 ROW 30"



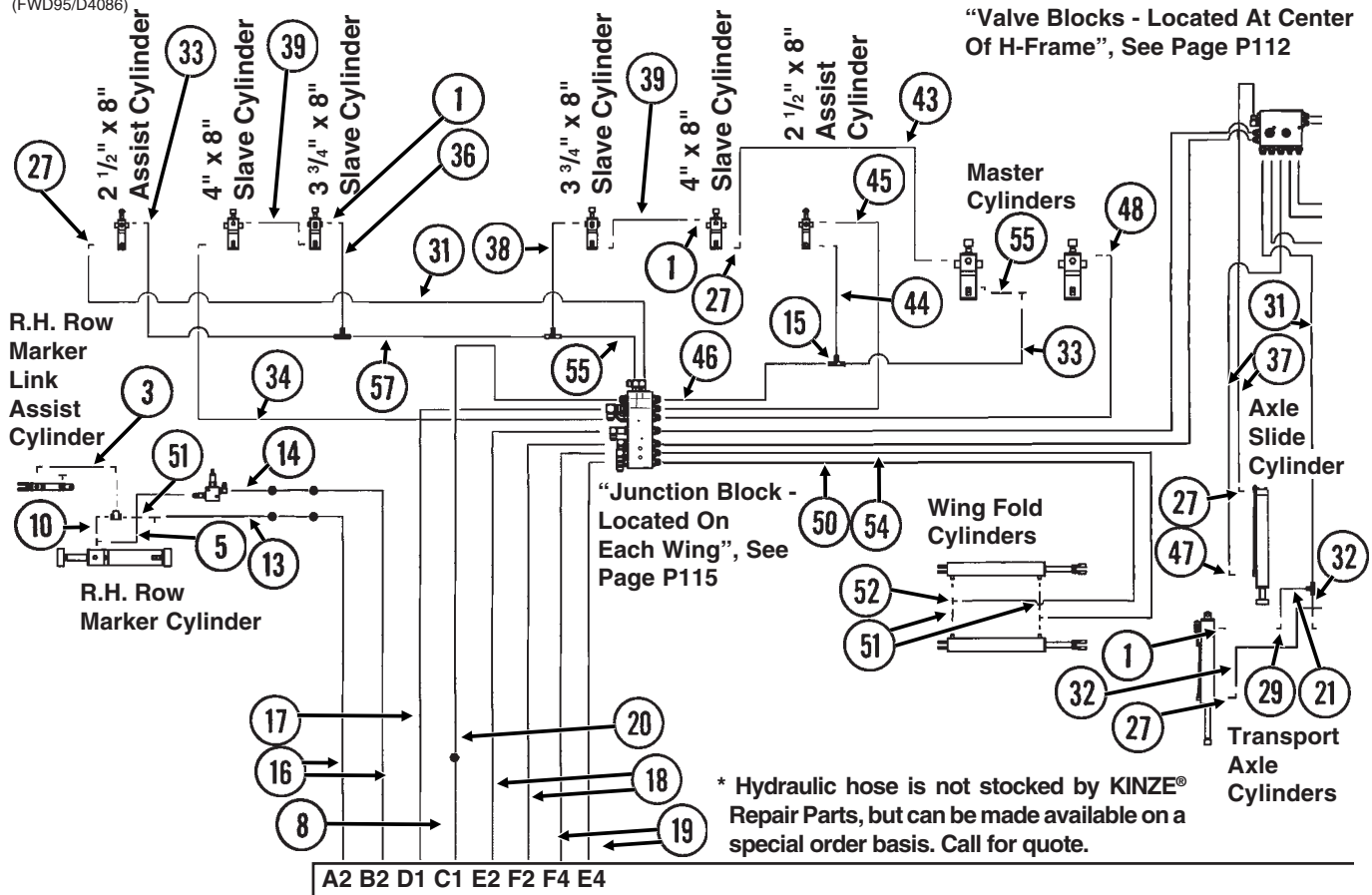
"Valve Blocks - Located On Hitch", See Pages P108-P111

F3 E3 E5 F5 F7 E7 C1 D1 B3 A3 A1 B1 C1 D1 E1 F1

ITEM	PART NO.	QTY.	DESCRIPTION
28.	G6502-08	4	Swivel Elbow, 45°, 3/4"-16 Male JIC To Female
29.	G6500-08	4	Swivel Elbow, 90°, 3/4"-16 Male JIC To Female
30.	G2704-06	2	Bulkhead Tee, 9/16"-18 JIC
31.	*A3259	2	Hose Assembly, 3/8" x 122"
32.	*A7614	2	Hose Assembly, 1/4" x 17"
33.	*A1039	2	Hose Assembly, 3/8" x 76"
34.	*A1057	2	Hose Assembly, 3/8" x 216"
35.	G6502-06	1	Swivel Elbow, 45°, 9/16"-18 Male JIC To Female
36.	*A1082	2	Hose Assembly, 3/8" x 19"
37.	*A3225	2	Hose Assembly, 3/8" x 56" (Elbow End)
38.	*A1098	2	Hose Assembly, 3/8" x 26"
39.	*A1055	4	Hose Assembly, 3/8" x 66"
40.	*A8230	2	Hose Assembly, 1/2" x 84" (Elbow End)
41.	*A8231	2	Hose Assembly, 1/2" x 72"
42.	*A3236	2	Hose Assembly, 3/8" x 72"
43.	*A3228	2	Hose Assembly, 3/8" x 306"
44.	*A3223	2	Hose Assembly, 3/8" x 24"
45.	*A3224	2	Hose Assembly, 3/8" x 28"
46.	*A8229	2	Hose Assembly, 1/2" x 15"
47.		-	See "Axle Slide Cylinder", Page P104
48.	*A1031	2	Hose Assembly, 3/8" x 234"
49.	*A1033	4	Hose Assembly, 3/8" x 250"
50.	*A3154	2	Hose Assembly, 3/8" x 196"
51.	*A3153	6	Hose Assembly, 3/8" x 22"
52.	G6602-08	2	Swivel Tee, 3/4"-16 JIC
53.	G2603-08	4	Tee, 3/4"-16 Male JIC
54.	*A3163	2	Hose Assembly, 3/8" x 225"
55.	*A1018	4	Hose Assembly, 3/8" x 40"
56.	GD4086	-	ISO Coupler
57.	*A3199	2	Hose Assembly, 3/8" x 132"
58.	*A8225	4	Hose Assembly, 1/2" x 209"
59.	*A1029	2	Hose Assembly, 3/8" x 190"
60.	*A8226	2	Hose Assembly, 1/2" x 208"
61.	*A3260	2	Hose Assembly, 3/8" x 22"

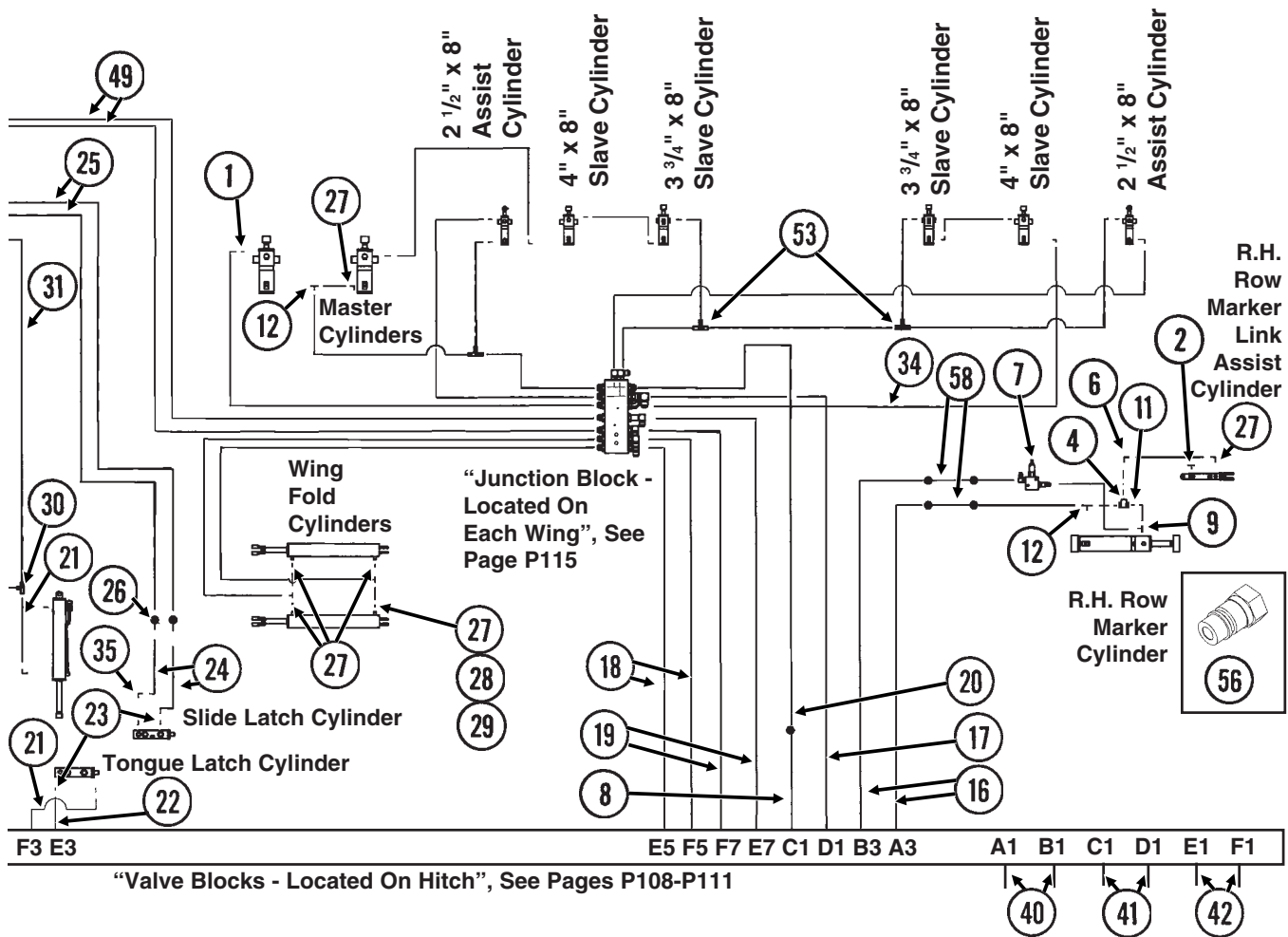
HYDRAULIC HOSES AND FITTINGS, 36 ROW 30"

(FWD95/D4086)



ITEM	PART NO.	QTY.	DESCRIPTION
1.	G6400-08	24	Connector W/O-Ring, 3/4"-16 Male JIC To O-Ring
	GR1037	-	O-Ring
2.	GA5531	2	Breather Plug W/O-Ring, 3/4"-16
	GR1037	-	O-Ring
3.	*A1020	2	Hose Assembly, 3/8" x 48"
4.	-	-	See "Flow Regulator Valve", Page P117
5.	*A8242	2	Hose Assembly, 1/2" x 67"
6.	G6801-08-06	2	Elbow W/O-Ring, 90°, 3/4"-16 Male JIC To 9/16"-18 O-Ring
	GR1045	-	O-Ring
7.	-	-	See "Valve Block - Located At Each Row Marker", Page P117
8.	*A8277	2	Hose Assembly, 1/2" x 12"
9.	G6804-08	2	Adjustable Tee, 3/4"-16 Male JIC To O-Ring
	GR1037	-	O-Ring
10.	*A3258	2	Hose Assembly, 3/8" x 9" (Elbow End)
11.	G6400-08-06	6	Connector W/O-Ring, 3/4"-16 Male JIC To 9/16"-18 O-Ring
	GR1045	-	O-Ring
12.	G6803-08	2	Tee, 3/4"-16 Male NPT To O-Ring
	GR1037	-	O-Ring
13.	*A8243	2	Hose Assembly, 1/2" x 76"
14.	*A8244	2	Hose Assembly, 1/2" x 36"
15.	G2603-10	2	Tee, 7/8"-14 Male JIC
16.	*A8258	4	Hose Assembly, 1/2" x 454"
17.	*A8256	2	Hose Assembly, 1/2" x 436" (Elbow Ends)
18.	*A3270	4	Hose Assembly, 3/8" x 431"
19.	*A3272	4	Hose Assembly, 3/8" x 426"
20.	*A8291	2	Hose Assembly, 1/2" x 424" (Elbow End)
21.	*A1192	3	Hose Assembly, 1/4" x 20"
22.	*A7612	1	Hose Assembly, 1/4" x 52" (Elbow End)
23.	G6400-06-08	4	Connector W/O-Ring, 9/16"-18 Male JIC To 3/4"-16 O-Ring
	GR1037	-	O-Ring
24.	*A1132	2	Hose Assembly, 1/4" x 44"
25.	*A7615	2	Hose Assembly, 1/4" x 122"
26.	G2700-06-06	2	Bulkhead Tube Union, 9/16"-18 Male JIC
27.	G6801-08	18	Elbow W/O-Ring, 90°, 3/4"-16 Male JIC To O-Ring
	GR1037	-	O-Ring

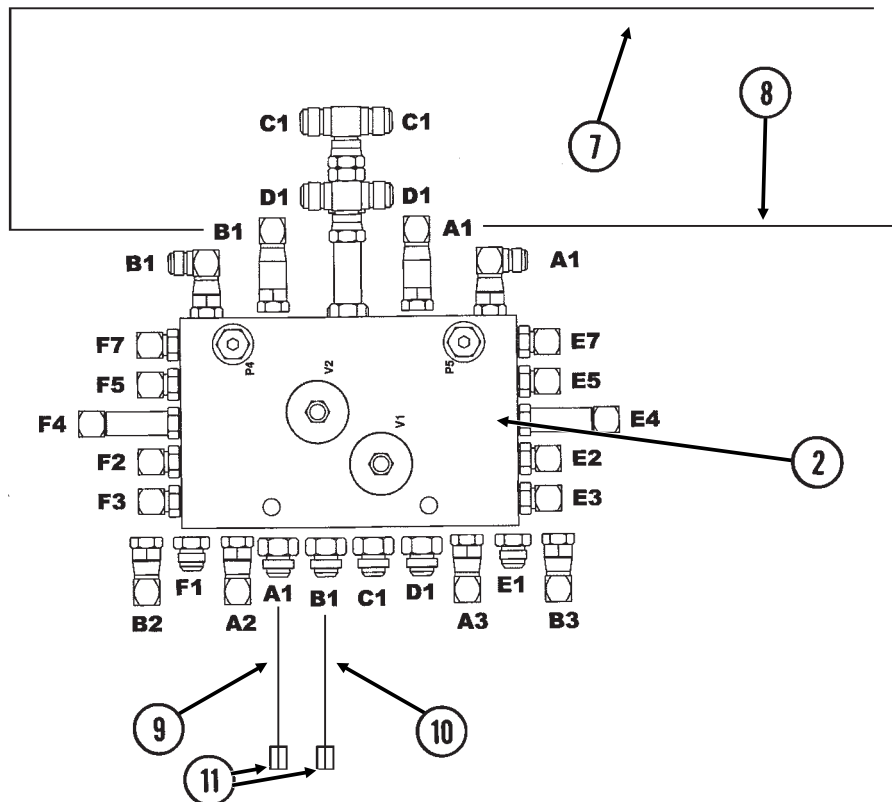
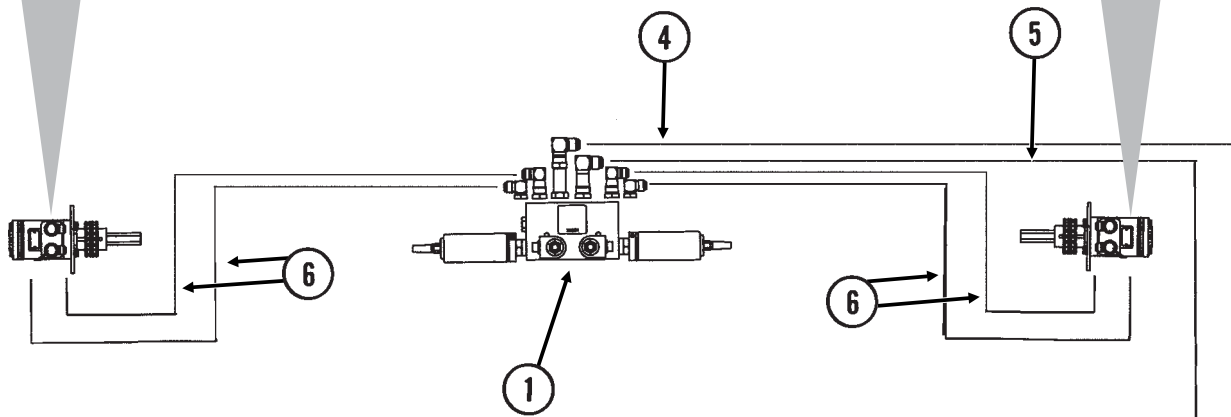
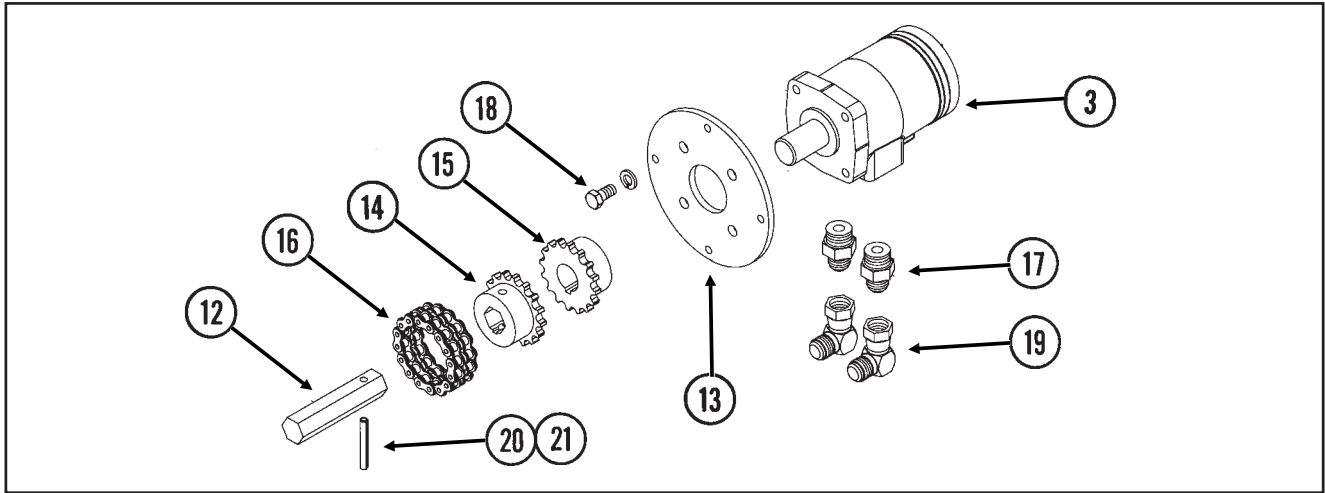
HYDRAULIC HOSES AND FITTINGS, 36 ROW 30"



ITEM	PART NO.	QTY.	DESCRIPTION
28.	G6502-08	4	Swivel Elbow, 45°, 3/4"-16 Male JIC To Female
29.	G6500-08	4	Swivel Elbow, 90°, 3/4"-16 Male JIC To Female
30.	G2704-06	2	Bulkhead Tee, 9/16"-18 JIC
31.	*A3259	4	Hose Assembly, 3/8" x 122"
32.	*A7614	2	Hose Assembly, 1/4" x 17"
33.	*A1039	4	Hose Assembly, 3/8" x 76"
34.	*A8226	2	Hose Assembly, 1/2" x 208"
35.	G6502-06	1	Swivel Elbow, 45°, 9/16"-18 Male JIC To Female
36.	*A1082	2	Hose Assembly, 3/8" x 19"
37.	*A3225	2	Hose Assembly, 3/8" x 56" (Elbow End)
38.	*A1098	2	Hose Assembly, 3/8" x 26"
39.	*A1055	4	Hose Assembly, 3/8" x 66"
40.	*A8230	2	Hose Assembly, 1/2" x 84" (Elbow End)
41.	*A8231	2	Hose Assembly, 1/2" x 72"
42.	*A3236	2	Hose Assembly, 3/8" x 72"
43.	*A3228	2	Hose Assembly, 3/8" x 306"
44.	*A3223	2	Hose Assembly, 3/8" x 24"
45.	*A3242	2	Hose Assembly, 3/8" x 43"
46.	*A8202	2	Hose Assembly, 1/2" x 17"
47.	-	-	See "Axle Slide Cylinder", Page P104
48.	*A1089	2	Hose Assembly, 3/8" x 240"
49.	*A3139	4	Hose Assembly, 3/8" x 254"
50.	*A3111	2	Hose Assembly, 3/8" x 200"
51.	*A3153	6	Hose Assembly, 3/8" x 22"
52.	G6602-08	2	Swivel Tee, 3/4"-16 JIC
53.	G2603-08	4	Tee, 3/4"-16 Male JIC
54.	*A3265	2	Hose Assembly, 3/8" x 164"
55.	*A1022	4	Hose Assembly, 3/8" x 60"
56.	GD4086	-	ISO Coupler
57.	*A1057	2	Hose Assembly, 3/8" x 216"
58.	*A8234	4	Hose Assembly, 1/2" x 254"

SDS HYDRAULIC SYSTEM

(FWD105.FWD101)

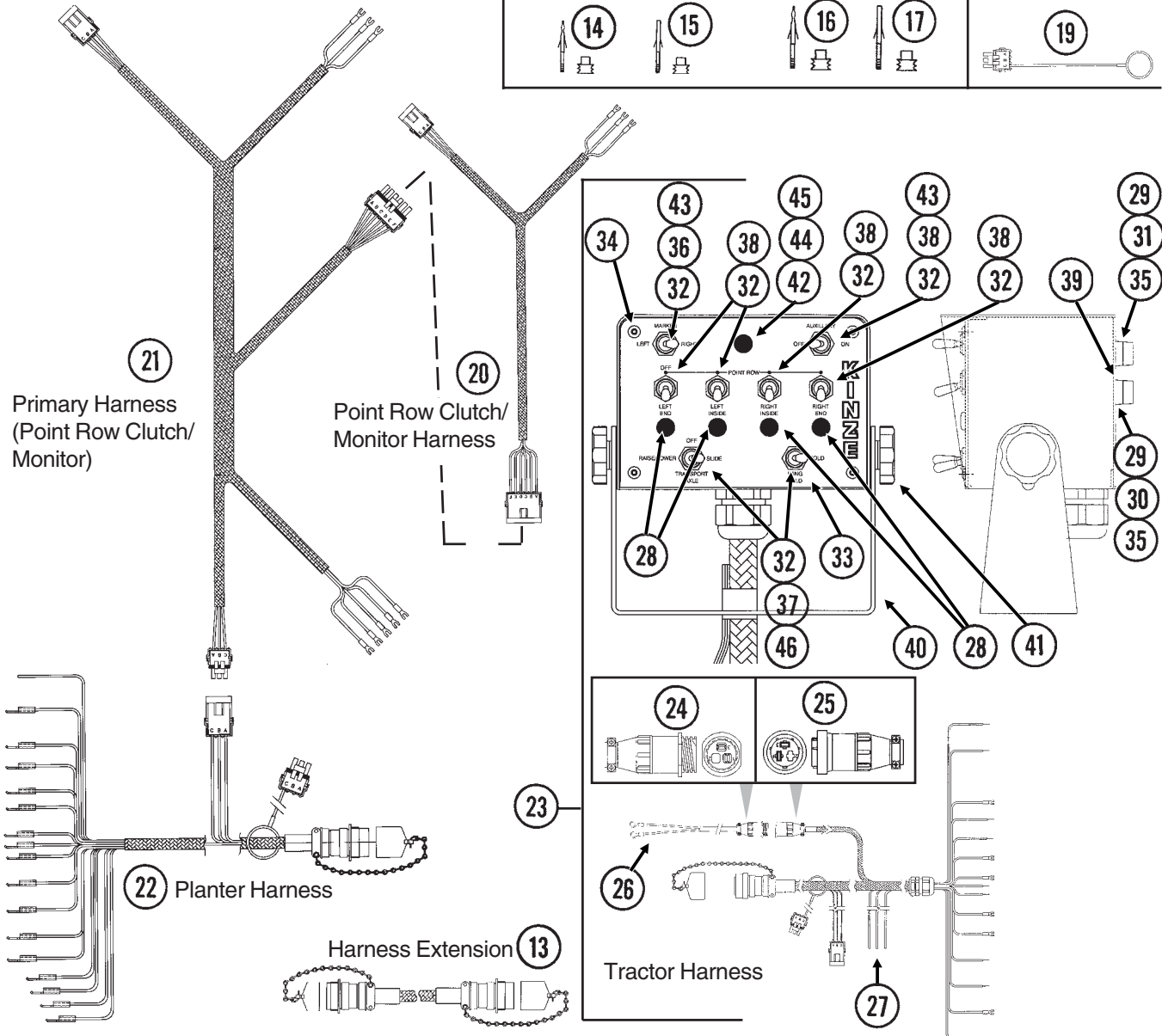
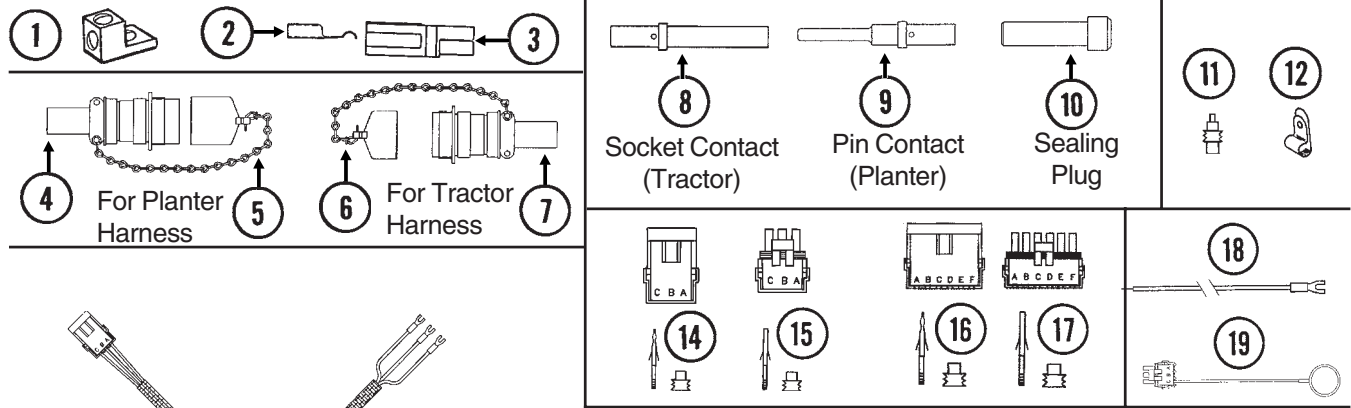


SDS HYDRAULIC SYSTEM

ITEM	PART NO.	QTY.	DESCRIPTION
1.		-	See "SDS Manifold Block", Page P116
2.		-	See "Valve Blocks - Located On Hitch (SDS Planters)", Pages P110 And P111
3.	GA11774	2	Hydraulic Motor
4.	*A11401	1	Hose Assembly, 5/8" x 144", 24 Row 30"
	*A11415	-	Hose Assembly, 5/8" x 234", 36 Row 30"
5.	*A8276	1	Hose Assembly, 1/2" x 144", 24 Row 30"
	*A8289	-	Hose Assembly, 1/2" x 234", 36 Row 30"
6.	*A3159	4	Hose Assembly, 3/8" x 97"
7.	*A11402	1	Hose Assembly, 5/8" x 420", 24 Row 30"
	*A11416	-	Hose Assembly, 5/8" x 480", 36 Row 30"
8.	*A8275	1	Hose Assembly, 1/2" x 420", 24 Row 30"
	*A8288	-	Hose Assembly, 1/2" x 480", 36 Row 30"
9.	*A8231	1	Hose Assembly, 1/2" x 72"
10.	*A11400	1	Hose Assembly, 5/8" x 72"
11.	GD4086	2	ISO Coupler
12.	GD16538	1	Shaft
13.	GD16537	1	Plate
14.	GD16489	1	Coupler, 7/8" Hex
15.	GD16490	1	Coupler, 1" I.D.
16.	G3317-16	1	Chain, Double No. 40, 16 Pitches
17.	G10002	4	Hex Head Cap Screw, 3/8"-16 x 3/4"
	G10229	4	Lock Washer, 3/8"
18.	G6400-08-10	2	Connector W/O-Ring, 3/4"-16 Male JIC To 7/8"-14 O-Ring
	GR1466	-	O-Ring
19.	G6500-08	2	Swivel Elbow, 90°, 3/4"-16 Male JIC To Female
20.	G10606	1	Spring Pin, 1/4" x 2"
21.	GD13524-01	1	Lock Wire, 10", Stainless Steel

ELECTRICAL COMPONENTS (Planter Control Console)

(TWL19a/TWL18/ELC3a/ELC5c/ELC14/MTR27a/ELC39/TWL26e/MTR27a/MTR45/A9481/ELC8/A10310/A10309/A10308/ELC34/ELC35/FWD30b)



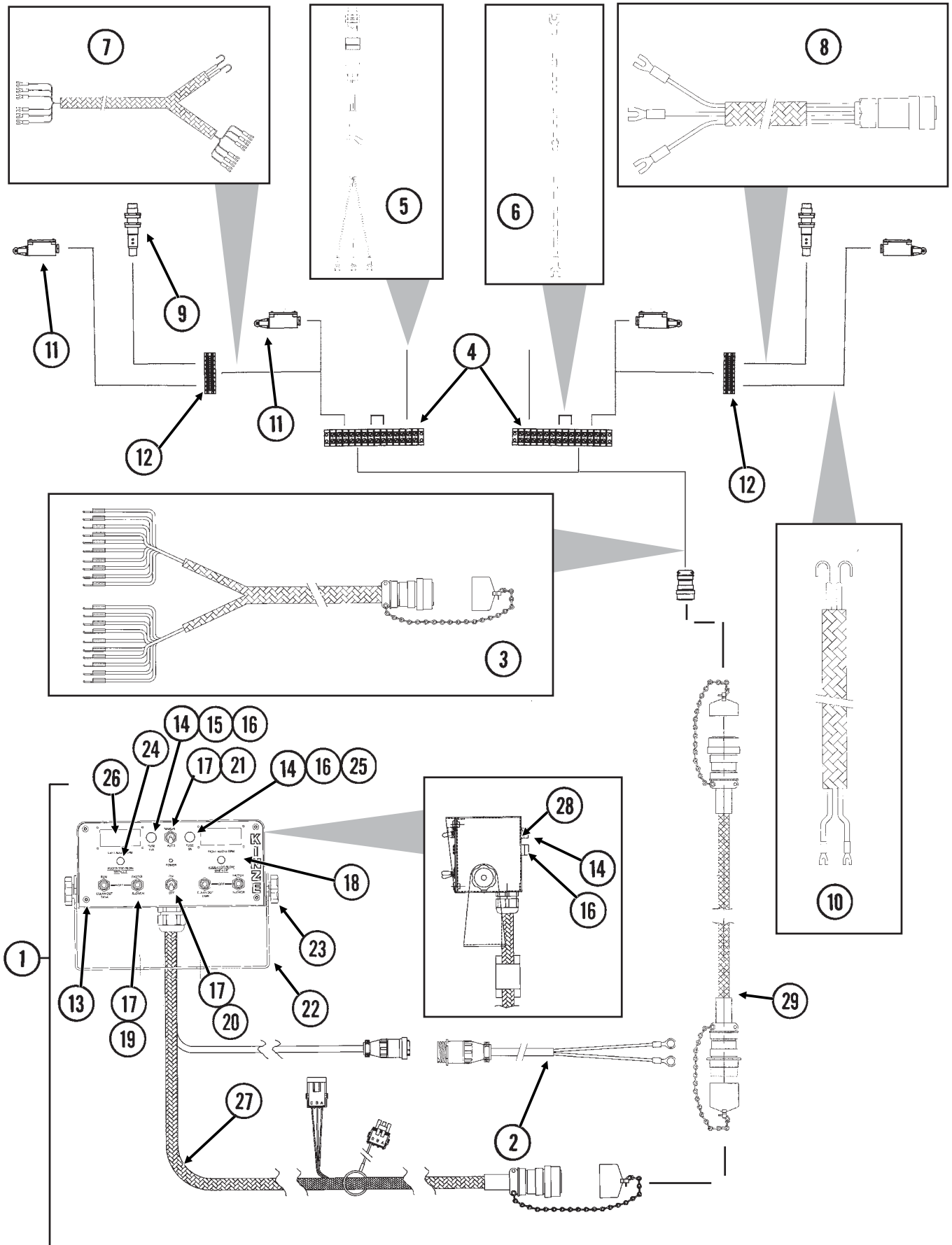
ITEM	PART NO.	QTY.	DESCRIPTION
1.	GA3584	-	Ground Clamp
2.	GD9530	-	Contact
3.	GD9529	-	Housing, Black
	GD12726	-	Housing, Red
4.	GA6109	1	Connector W/Cable Clamp, 23 Pin Capacity
5.	GA7862	-	Dust Cap W/Chain
6.	GA7863	-	Dust Cap W/Chain

ELECTRICAL COMPONENTS (Planter Control Console)

ITEM	PART NO.	QTY.	DESCRIPTION
7.	GA6108	1	Connector W/Cable Clamp, 23 Socket Capacity
8.	GD8740	-	Socket Contact, No. 14
9.	GD8741	-	Pin Contact, No. 14
10.	GD8739	-	Sealing Plug, No. 12
11.	GD11089	-	Sealing Plug
12.	GD6291	-	Insulated Clamp, $\frac{3}{8}$ "
13.	GA7399	-	Harness Extension W/Dust Caps, 180"
14.	G1K248	-	3-Pin Female Connector Kit (Black), Includes: (3) 3-Pin Female Housings, (9) Pin Contacts, (9) Seals
15.	G1K252	-	3-Pin Male Connector Kit (Black), Includes: (3) 3-Pin Male Housings, (9) Socket Contacts, (9) Seals
16.	G1K396	-	6-Pin Female Connector Kit (Black), Includes: (3) 6-Pin Female Housings, (18) Pin Contacts, (18) Seals
17.	G1K395	-	6-Pin Male Connector Kit (Black), Includes: (3) 6-Pin Male Housings, (18) Socket Contacts, (18) Seals
18.	GA9481	-	Jumper Wire W/Fork Terminal, 13"
	G10996	-	Fork Terminal
19.	GA8047	-	Dust Plug (Black)
20.	GA10310	1	Wiring Harness, 254", 24 Row 30"
	GA10321	1	Wiring Harness, 327", 32 Row 30"
	GA10329	1	Wiring Harness, 359", 36 Row 30"
21.	GA10309	1	Wiring Harness, 392", 24 Row 30"
	GA10320	1	Wiring Harness, 465", 32 Row 30"
	GA10328	1	Wiring Harness, 497", 36 Row 30"
22.	GA10308	1	Wiring Harness W/Dust Cap, 96"
23.	G7848X	-	Backlit Control Console Assembly W/Mounting Brackets, Short Harness W/Dust Cap And Power Cable
24.	G1K267	-	Power Lead Adapter Connector Kit, Includes: (1) 3-Pin Connector, (1) Cable Clamp, (3) Male Terminal Pins
25.	G1K268	-	Console Cable Connector Kit, Includes: (1) 3-Pin Connector, (1) Cable Clamp, (1) Lock Ring, (3) Female Terminal Pins
26.	GA7856	1	Power Lead Adapter
27.	GA10307	1	Wiring Harness W/Dust Cap And Power Cable
28.	GA10194	4	Indicator Light, Red
29.	GA2612	5	Fuse Holder W/Spade, 1 $\frac{33}{50}$ "
30.	GD2829	1	Fuse, 15 Amp, Type AGC
31.	GD10243	4	Fuse, MDL 10 Amp Delay Action
32.	GR1363	8	Hex Face Nut, $\frac{15}{32}$ "-32
	GR1364	8	Internal Tooth Lock Washer, $\frac{15}{32}$ "
33.	GA10686	1	Cover Plate
34.	GR1292	4	Pan Head Screw, No. 8-32 x $\frac{1}{2}$ "
35.	GD3860	5	O-Ring (If Applicable)
36.	GA2528	1	Switch, 3 Position Toggle, On-Off-On
37.	GA6978	2	Switch, 3 Position Toggle, Momentary On-Off-Momentary On
38.	GA6977	5	Switch, 2 Position Toggle, On-Off
39.	GA8731	1	Switch, Push Button W/Transformer
40.	GD9896	1	Mounting Bracket
41.	GA6975	2	Knob
	G10211	4	Washer, $\frac{1}{4}$ " SAE
	GR1290	2	Cage Nut, $\frac{1}{4}$ "-20
42.	GA10206	1	Indicator Light, Green
43.	GA10682	2	Jumper Wire, 3", Gray
44.	GA10683	1	Jumper Wire, 5", White
45.	GA10684	1	Jumper Wire, 3", Red
46.	GA10685	4	Jumper Wire, 5", White

ELECTRICAL COMPONENTS (SDS Control Console)

(A11377/A9954/A11502/A11906/FWD102/A11376/A11378/A11348/A11736)

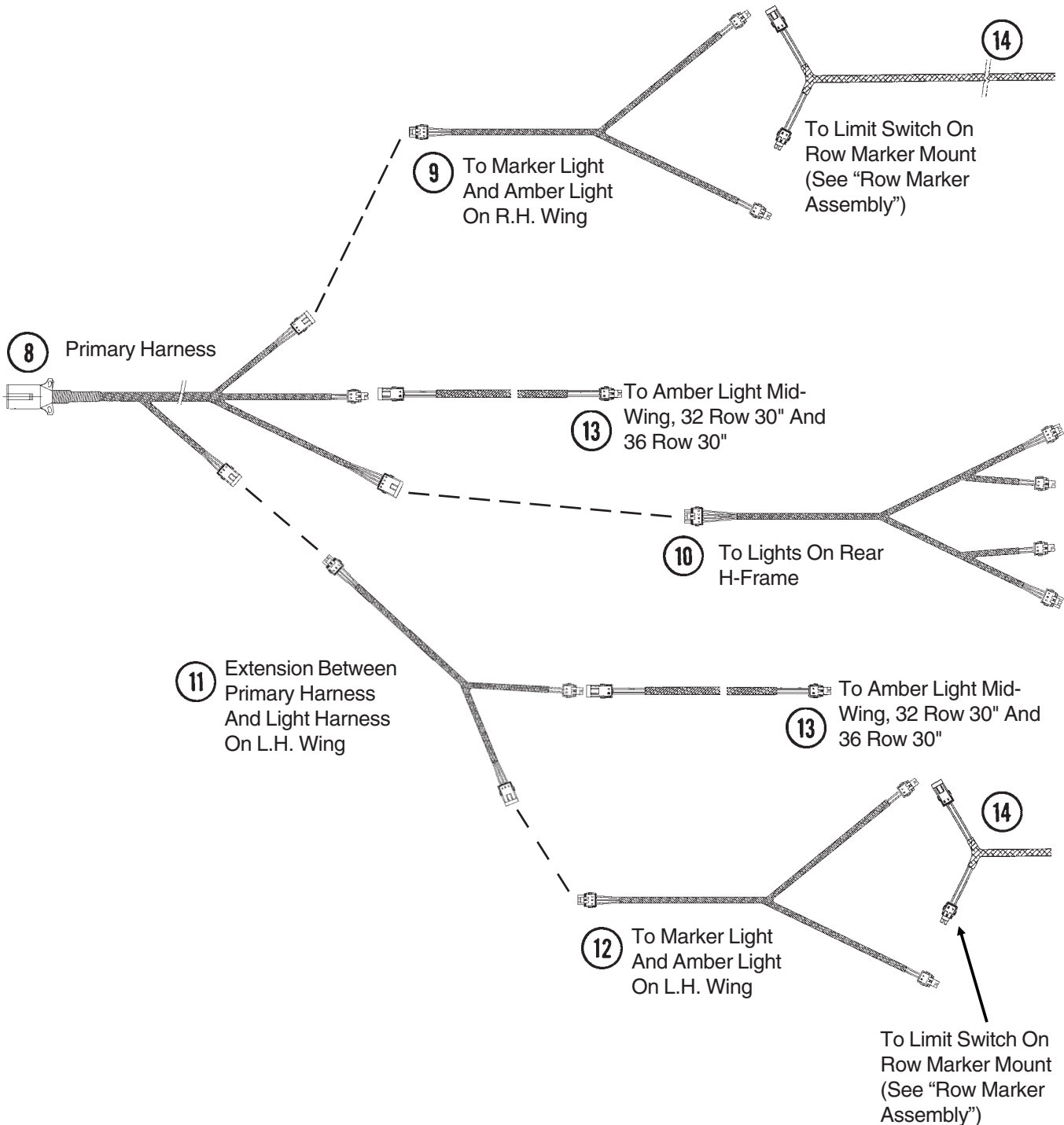
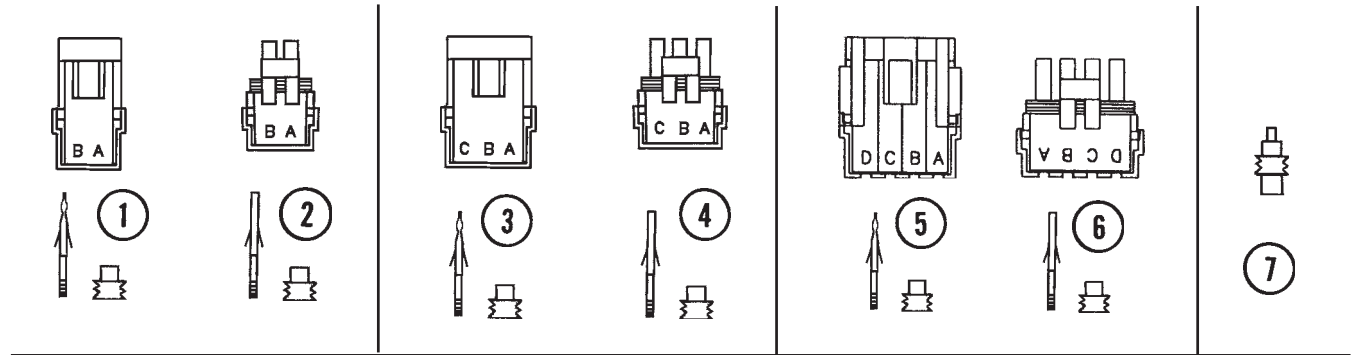


ELECTRICAL COMPONENTS (SDS Control Console)

ITEM	PART NO.	QTY.	DESCRIPTION
1.	GA11348	1	SDS Control Console Assembly
2.	GA7856	1	Power Lead Adapter
3.	GA11376	1	Wiring Harness, 648", 24 Row 30"
	GA11506	-	Wiring Harness, 756", 32 Row 30" And 36 Row 30"
4.	GA9097	2	Terminal Strip W/Screws, No. 6, 14 Terminal
	GR1635	-	Screw, No. 6-32 x 1/4"
5.	GA9954	2	Speed Sensor Assembly
6.	GA11502	2	Voltage Stabilizer, 8 1/2"
7.	GA11377	2	Wiring Harness, 360", 24 Row 30"
	GA11507	-	Wiring Harness, 576", 32 Row 30" And 36 Row 30"
8.	GA11906	2	4-Pin Connector, 48"
9.	GA11387	2	Proximity Sensor
10.	GA11378	2	Wiring Harness, 48"
11.	GA11066	4	Limit Switch
12.	GA9098	2	Terminal Strip W/Screws, No. 6, 8 Terminal
	GR1635	-	Screw, No. 6-32 x 1/4"
13.	GR1292	4	Pan Head Screw, No. 8-32 x 1/2"
14.	GA2612	4	Fuse Holder W/Spade, 1 33/50"
15.	GD2829	1	Fuse, 15 Amp, Type AGC
16.	GD3860	4	O-Ring
17.	GR1363	4	Hex Face Nut, 15/32"-32
	GR1364	4	Internal Tooth Lock Washer, 15/32"
18.	GA12171	1	Cover Plate
19.	GA6978	2	Switch, 3 Position Toggle, Momentary On-Off-Momentary On
20.	GA6977	1	Switch, 2 Position Toggle, On-Off
21.	GA12173	1	Switch, 2 Position Toggle, Momentary-On
22.	GD14640	1	Mounting Bracket
23.	GA6975	2	Knob
	G10211	4	Washer, 1/4" SAE
	GR1290	2	Cage Nut, 1/4"-20
24.	GA10195	2	Indicator Light, Amber
25.	GD14660	1	Fuse, 2 Amp Delay Action
26.	GA9965	2	Tachometer
27.	GA10192	1	Wiring Harness W/Dust Cap And Power Cable
28.	G11112	1	Plug, 3/8"
29.	GA11736	-	Harness Extension W/Dust Caps, 180"

ELECTRICAL COMPONENTS (Lights)

(MTR27v/MTR27a/ELC27b/MTR27a/A10315/A10318/A10317/A10316/A10452/A11042)

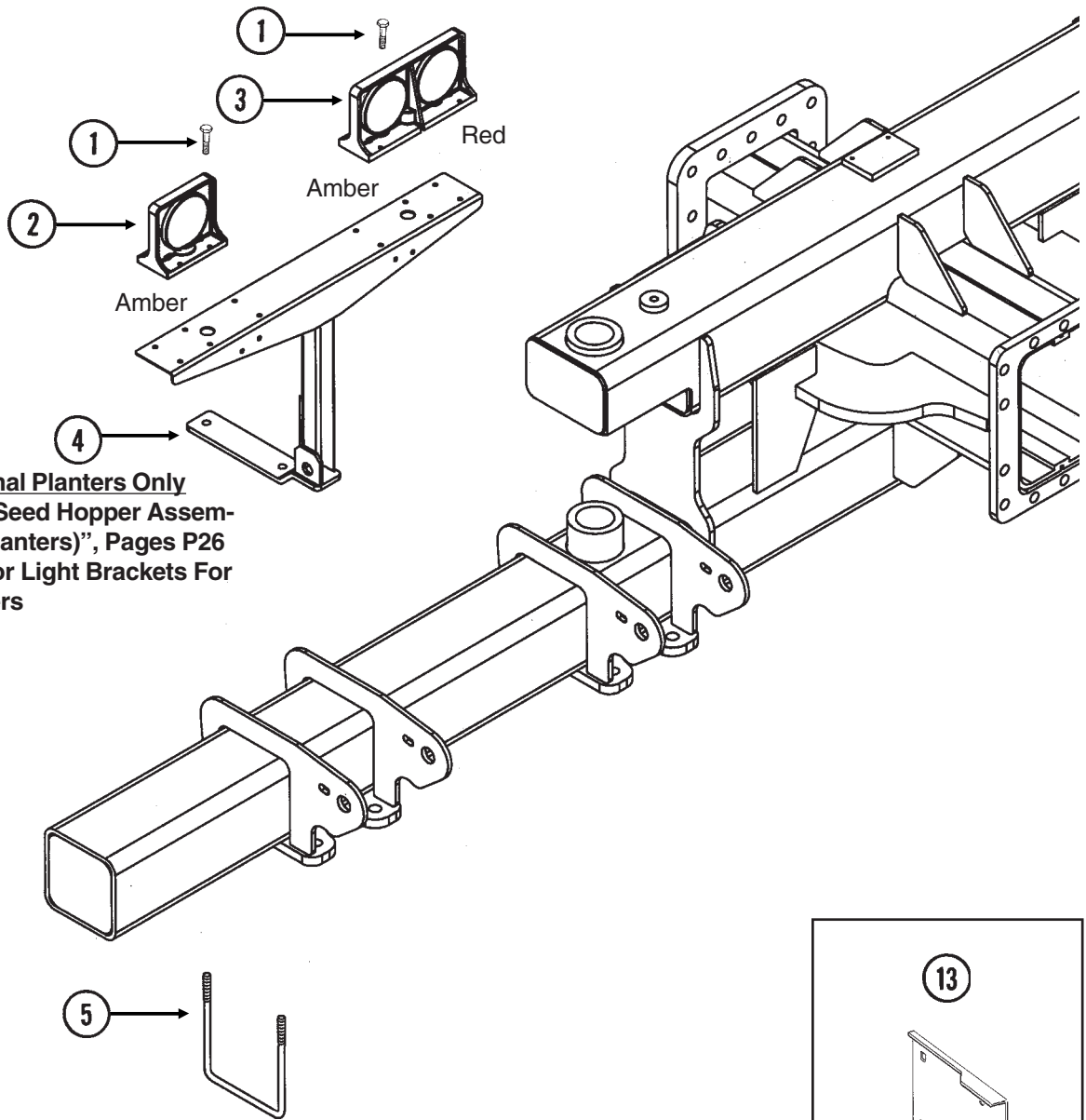


ELECTRICAL COMPONENTS (Lights)

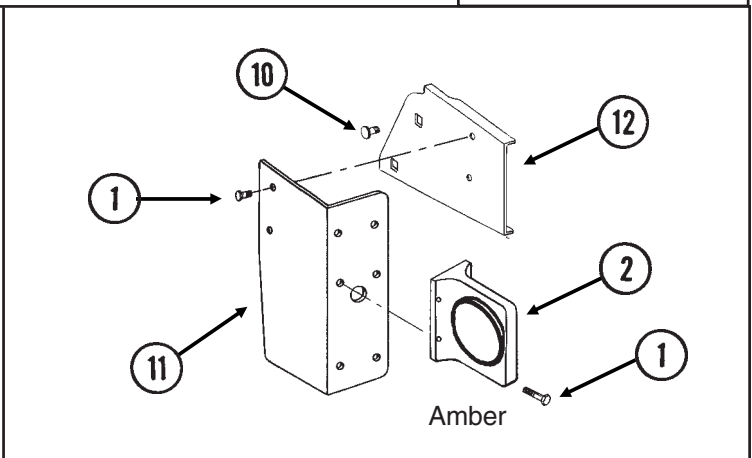
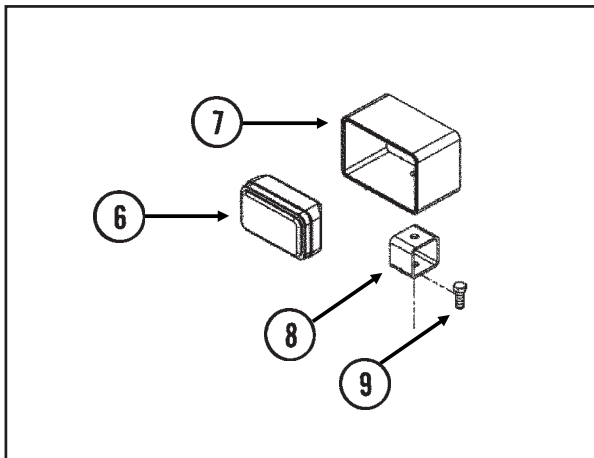
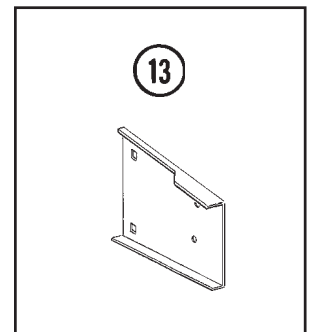
ITEM	PART NO.	QTY.	DESCRIPTION
1.	G1K321	-	2-Pin Female Connector Kit (Black), Includes: (3) 2-Pin Female Housings, (6) Pin Contacts, (6) Seals
2.	G1K320	-	2-Pin Male Connector Kit (Black), Includes: (3) 2-Pin Male Housings, (6) Socket Contacts, (6) Seals
3.	G1K248	-	3-Pin Female Connector Kit (Black), Includes: (3) 3-Pin Female Housings, (9) Pin Contacts, (9) Seals
4.	G1K252	-	3-Pin Male Connector Kit (Black), Includes: (3) 3-Pin Male Housings, (9) Socket Contacts, (9) Seals
5.	GA8328	-	4-Pin Female Connector Kit, Includes: (1) 4-Pin Female Housing, (4) Pin Contacts, (4) Seals
6.	GA8329	-	4-Pin Male Connector Kit, Includes: (1) 4-Pin Male Housing, (4) Socket Contacts, (4) Seals
7.	GD11089	-	Sealing Plug
8.	GA10315	1	Wiring Harness, 390", 24 Row 30"
	GA10323	1	Wiring Harness, 463", 32 Row 30"
	GA10334	1	Wiring Harness, 495", 36 Row 30"
9.	GA10318	1	Wiring Harness, 156", 24 Row 30"
	GA10326	1	Wiring Harness, 231", 32 Row 30"
	GA10338	1	Wiring Harness, 276", 36 Row 30"
10.	GA10317	1	Wiring Harness, 198", 24 Row 30"
	GA10325	1	Wiring Harness, 243", 32 Row 30"
	GA10336	1	Wiring Harness, 258", 36 Row 30"
11.	GA10316	1	Wiring Harness, 254", 24 Row 30"
	GA10324	1	Wiring Harness, 327", 32 Row 30"
	GA10335	1	Wiring Harness, 359", 36 Row 30"
12.	GA10319	1	Wiring Harness, 156", 24 Row 30"
	GA10327	1	Wiring Harness, 231", 32 Row 30"
	GA10337	1	Wiring Harness, 276", 36 Row 30"
13.	GA10452	2	Wiring Harness, 63", 32 Row 30" And 36 Row 30"
14.	GA11299	2	Wiring Harness, 63", All Sizes

LIGHT ASSEMBLIES AND BRACKETS

(FWD24a/FWD14/RU130b/RU131f)



Conventional Planters Only
See "Bulk Seed Hopper Assembly (SDS Planters)", Pages P26 And P27 For Light Brackets For SDS Planters



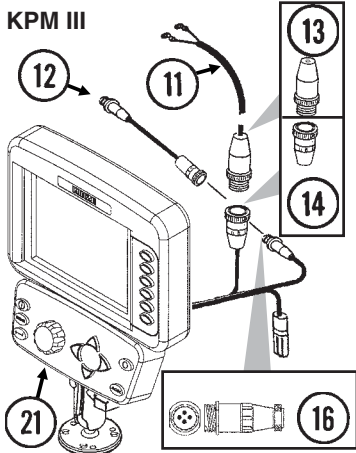
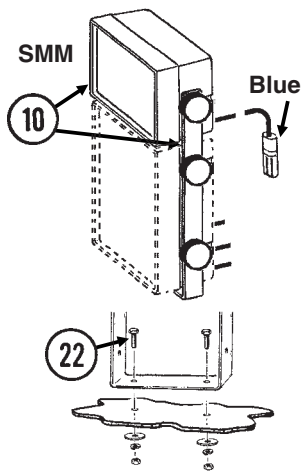
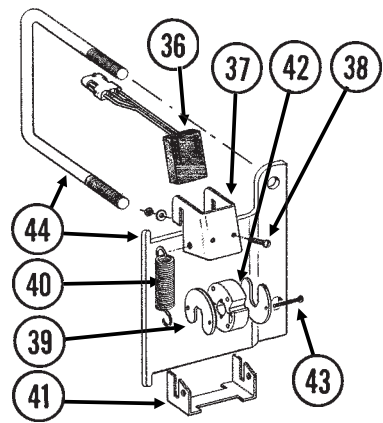
LIGHT ASSEMBLIES AND BRACKETS

ITEM	PART NO.	QTY.	DESCRIPTION
1.	G10064	-	Hex Head Cap Screw, 1/4"-20 x 1"
	G10227	-	Lock Washer, 1/4"
	G10103	-	Hex Nut, 1/4"-20
2.	GA10576	4	Single Amber Light Assembly
	GR1731	-	Amber Lens
	GR1208	-	Bulb
3.	GA10571	1	Double Light Assembly
	GA10572	-	Double Light Assembly (Shown)
	GR1733	-	Red Lens
	GR1731	-	Amber Lens
	GR1732	-	Cover
	GR1208	-	Bulb
4.	GA10291	2	Light Bracket (Conventional Planters)
5.	GD7145	2	U-Bolt, 7" x 7" x 1/2"-13
	G10228	4	Lock Washer, 1/2"
	G10102	4	Hex Nut, 1/2"-13
6.	GA10297	2	Work Light Assembly W/Halogen Lamp
	GR1707	-	Halogen Lamp, 3" x 5"
7.	GD15582	1	Light Protector
8.	GD14987	1	Light Bracket
9.	G10017	1	Hex Head Cap Screw, 1/2"-13 x 1 1/2"
	G10228	1	Lock Washer, 1/2"
	G10102	1	Hex Nut, 1/2"-13
10.	G10312	-	Carriage Bolt, 5/16"-18 x 3/4"
	G10620	-	Serrated Flange Nut, 5/16"-18
11.	GD12725	1	Bracket (Shown)
	GD12724	1	Bracket
12.	GD15968	1	Light Mount Extension
13.	GD12723	1	Light Mount Extension

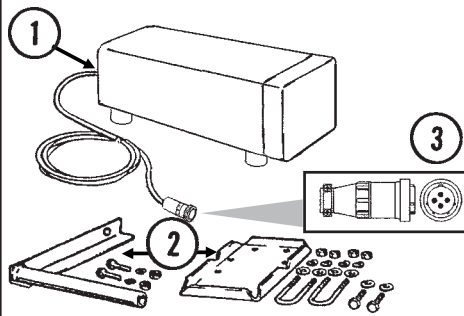
KPM II STACK-MODE/KPM III ELECTRONIC SEED MONITORS

(MTR43ji/A10901a)

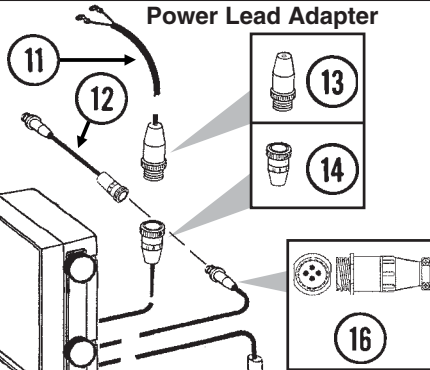
Shaft Rotation Sensor



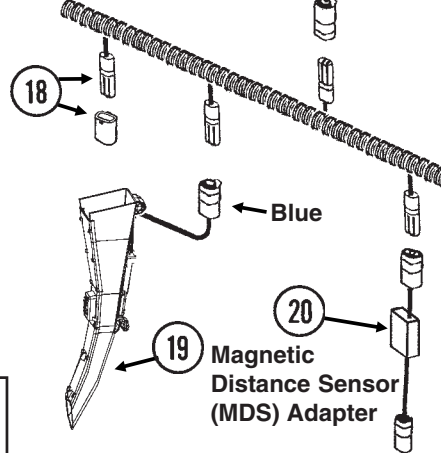
Radar Distance Sensor



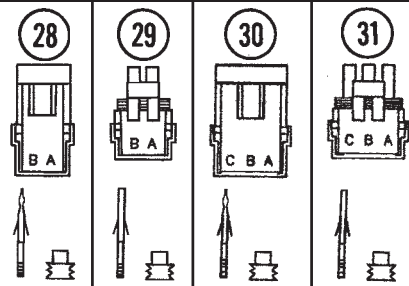
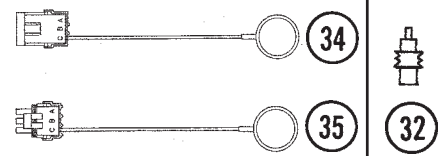
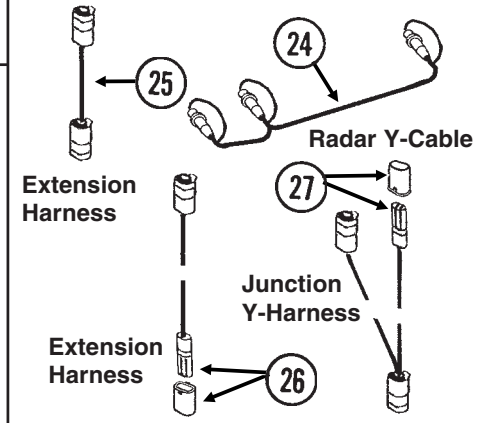
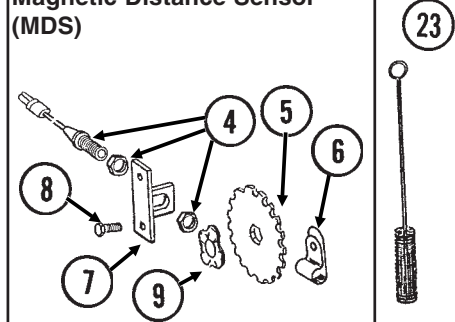
Power Lead Adapter



Planter Harness



Magnetic Distance Sensor (MDS)



ITEM	PART NO.	QTY.	DESCRIPTION
------	----------	------	-------------

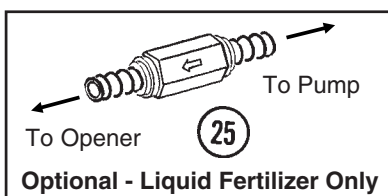
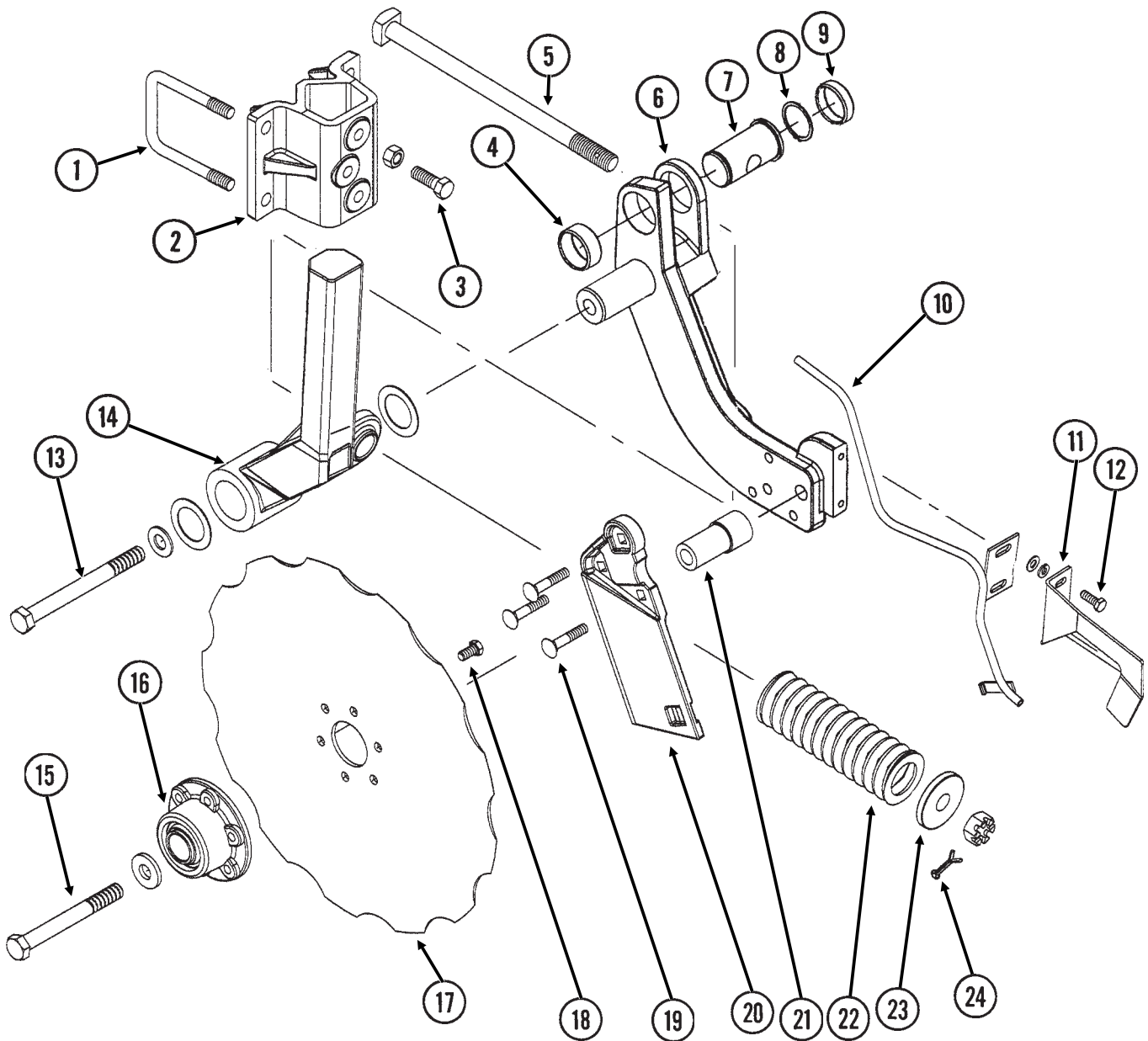
1.	GA7858	-	Radar Distance Sensor W/20' Cable
2.	GA8026	-	Radar Sensor Pipe/Mounting Bracket Package
3.	G1K323	-	4-Pin Connector Kit W/Female Housing, Includes: (4) Pins, (1) Cable Clamp
4.	GA5600	1	Magnetic Distance Sensor
5.	GD8751	-	Magnetic Distance Sensor Pulse Wheel
6.	GD6291	-	Insulated Clamp, 3/8"
7.	GD8770	1	Bracket
8.	G10001	2	Hex Head Cap Screw, 3/8"-16 x 1"
	G10229	2	Lock Washer, 3/8"
	G10101	2	Hex Nut, 3/8"-16
9.	GD8771	1	Spring Wave Washer
10.	GA9857	1	SMM Backlit Console W/Mounting Bracket And Dust Plug (Item 34)
	GR1631	-	Mounting Bracket, KPM II Stack-Mode And SMM Consoles
	GR1632	-	Console Mounting Bracket Hardware Package (Includes 2 Knobs And 1/4" Hardware)
11.	GA7856	1	Power Lead Adapter

KPM II STACK-MODE/KPM III ELECTRONIC SEED MONITORS

ITEM	PART NO.	QTY.	DESCRIPTION
12.	GA9144	-	Monitor/Radar Adapter Cable, 10"
13.	G1K267	-	Power Lead Adapter Connector Kit, Includes: (1) Cable Clamp, (1) 3-Pin Connector, (3) Male Terminal Pins
14.	G1K268	-	Console Cable Connector Kit, Includes: (1) Cable Clamp, (1) 3-Pin Connector, (1) Lock Ring, (3) Female Terminal Pins
15.	GA10575	-	KPM II Backlit Console W/Mounting Bracket, Fuse Holder And Fuse, Power Lead Adapter (Item 11), Brush (Item 23), Dust Plug (Item 34) And Monitor/Radar Adapter, 10" (Item 12)
	GR1391	-	Mounting Bracket, KPM II
	GR1393	-	Console Mounting Bracket Hardware Package (Includes 4 Knobs And 1/4" Hardware)
	GA10601	-	Fuse Holder
	GD7639	-	Fuse
16.	G1K322	-	4-Pin Connector Kit W/Male Housing Includes: (4) Female Socket Contacts And (1) Cable Clamp
17.		-	Included In Tractor/Planter Wiring Harnesses, See Pages P128 And P129
18.	GA8022	-	Planter Harness W/Dust Caps, 6 Row (9 Connectors)
	GA7851	-	Planter Harness W/Dust Caps, 12 Row (16 Connectors)
	GA7852	-	Planter Harness W/Dust Caps, 16 Row (20 Connectors)
	GD11993	-	Dust Cap
19.	GA10901	-	Seed Tube W/Computerized Sensor
	GR1629	-	Sensor Only
	GA10940	-	Seed Tube (With Holes For Sensor Installation)
20.	GA7859	1	Magnetic Distance Sensor Adapter (Analog To Digital)
21.	GA11039	1	KPM III Backlit Console W/Brush (Item 23), Dust Plug (Item 34), Mounting Bracket Assembly, Console Mounting Bracket Hardware And Power Harness Mounting Bracket Assembly, Includes: (2) Mounting Brackets, (2) Connector Halves, (1) Compression Spring, (1) Tension Knob, (1) 1/4"-20 x 1 3/4" Hex Head Cap Screw, (1) 1/4" Plastic Washer, (1) 1/4" Steel Washer
	GR1761	-	Console Mounting Bracket Hardware Package, Includes: (3) No. 10-32 x 5/8" Hex Socket Pan Head Screws, (3) 1/4" Lock Washers
	GR1762	-	Power Harness
22.	G10022	2	Hex Head Cap Screw, 1/4"-20 x 1/2"
	G10211	2	Washer, 1/4" SAE
	G10227	2	Lock Washer, 1/4"
	G10103	2	Hex Nut, 1/4"-20
23.	GR0594	-	Brush
24.	GR0586	1	Radar Y-Cable (Used To Connect Radar Distance Sensor For Multiple Functions)
25.	GA7849	-	Extension Harness, 15'
26.	GA7854	-	Extension Harness W/Dust Cap, 15'
	GA7855	-	Extension Harness W/Dust Cap, 30'
	GD11993	-	Dust Cap
27.	GA7853	-	Junction Y-Harness W/Dust Cap
	GD11993	-	Dust Cap
28.	G1K321	-	2-Pin Female Connector Kit (Black), Includes: (3) 2-Pin Female Housings, (6) Pin Contacts, (6) Seals
29.	G1K320	-	2-Pin Male Connector Kit (Black), Includes: (3) 2-Pin Male Housings, (6) Socket Contacts, (6) Seals
30.	G1K248	-	3-Pin Female Connector Kit (Black), Includes: (3) 3-Pin Female Housings, (9) Pin Contacts, (9) Seals
	G1K362	-	3-Pin Female Connector Kit (Blue), Includes: (3) 3-Pin Female Housings, (9) Pin Contacts, (9) Seals
31.	G1K252	-	3-Pin Male Connector Kit (Black), Includes: (3) 3-Pin Male Housings, (9) Socket Contacts, (9) Seals
	G1K363	-	3-Pin Male Connector Kit (Blue), Includes: (3) 3-Pin Male Housings, (9) Socket Contacts, (9) Seals
32.	GD11089	-	Sealing Plug
33.	G1K249	-	Acre Counter Switch Kit
34.	GA8046	-	Dust Plug (Black)
	GA9978	-	Dust Plug (Blue)
35.	GA8047	-	Dust Plug (Black)
	GA9979	-	Dust Plug (Blue)
36.	GR1415	1	Rotation Sensor
37.	GD11169	1	Mount
38.	G10757	2	Pan Head Screw, No. 10-32 x 1 1/4"
	G10243	2	Washer, No. 10 SAE
	G10758	2	Hex Nut, No. 10-32
39.	GD11474	2	Cover
40.	GD5857	2	Spring
41.	GD11170	1	Spring Mount
42.	GR1414	1	Actuator
43.	G10927	2	Pan Head Machine Screw, No. 8-32 x 1 1/4", Stainless Steel
	G10931	2	Lock Washer, No. 8, Internal/External, Stainless Steel
	G10928	2	Hex Nut, No. 8-32, Stainless Steel
44.	G1K364	-	Rotation Sensor Mount Kit, Includes: (2) Mounts, (2) GD11721 5" x 7" U-Bolts, (4) G10228 Lock Washers, (4) G10102 Hex Nuts, (1) Instruction
A.	GA6147	-	Magnetic Distance Sensor And Mounting Package (Items 4-9)

NOTCHED SINGLE DISC FERTILIZER OPENER

(A10216aa)

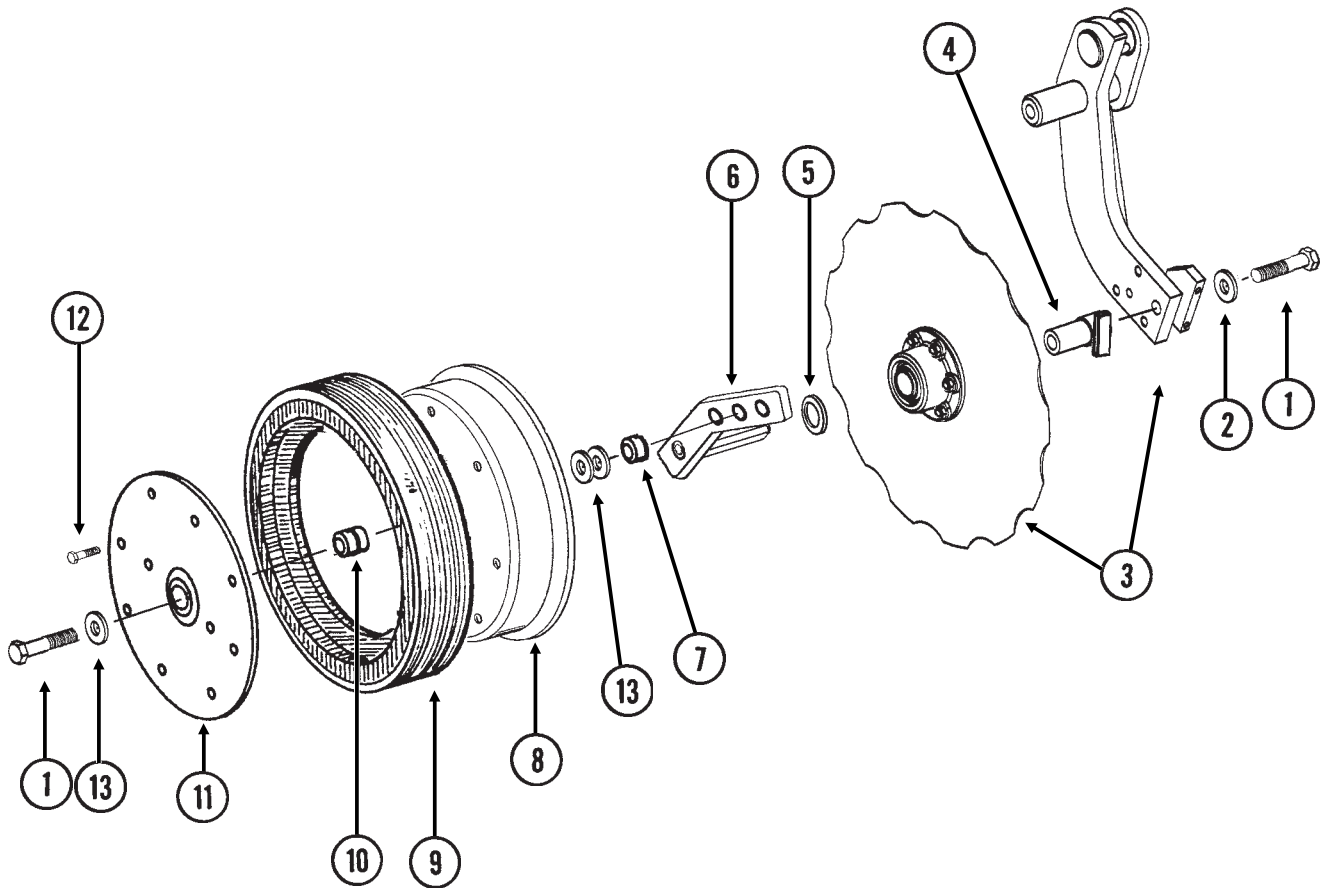


NOTCHED SINGLE DISC FERTILIZER OPENER

ITEM	PART NO.	QTY.	DESCRIPTION
(Per Assy.)			
1.	GD17006	2	U-Bolt, 3" x 3" x 1/2"-13
	G10228	4	Lock Washer, 1/2"
	G10102	4	Hex Nut, 1/2"-13
2.	GB0343	1	Mount
3.	G10017	3	Hex Head Cap Screw, 1/2"-13 x 1 1/2"
	G10102	3	Hex Nut, 1/2"-13
4.	GD14672	1	Spring Bushing, 3/4"
5.	GD15226	1	Special Bolt, 3/4"-10 x 12"
	G11116	1	Slotted Hex Nut, 3/4"-10
6.	GA10704	1	Pivot Arm W/Shaft, R.H. (Shown)
	GA10705	-	Pivot Arm W/Shaft, L.H.
	GD14651	-	Shaft
7.	GD14649	-	Pin
8.	G10283	1	External Retaining Ring, 1 1/2"
9.	GD14673	1	Spring Bushing, 1/2"
10.	GA11760	1	Drop Tube, R.H., Liquid Fertilizer (Shown)
	GA11759	-	Drop Tube, L.H., Liquid Fertilizer
11.	GD11558	-	Scraper, R.H. (Shown)
	GD11557	1	Scraper, L.H.
12.	G10991	2	Hex Head Cap Screw, 5/16"-18 x 7/8"
	G10232	2	Lock Washer, 5/16"
	G10219	2	Washer, 5/16" USS
13.	G10012	1	Hex Head Cap Screw, 5/8"-11 x 6 1/2"
	G10450	2	Machine Bushing, 1 1/2", 18 Gauge
	G10217	1	Washer, 5/8" USS
	G10107	1	Lock Nut, 5/8"-11
14.	GA10646	1	Arm Mount W/Grease Fitting, Bushing And Seal, R.H. (Shown)
	GA10647	-	Arm Mount W/Grease Fitting, Bushing And Seal, L.H.
	G10640	-	Grease Fitting, 1/4"-28
	GD15600	-	Bushing
	GD15568	-	Seal
15.	G10011	1	Hex Head Cap Screw, 5/8"-11 x 5 1/2"
	GD12677	1	Washer, 1 1/2" O.D., 7 Gauge, Hardened
	G10107	1	Lock Nut, 5/8"-11
16.	GA9437	1	Hub W/Bearing
	GA8603	-	Bearing, Double Row
17.	GD12676	1	Disc Blade, Notched, 16 3/4"
18.	G10002	6	Hex Head Cap Screw, 3/8"-16 x 3/4"
19.	G10306	3	Carriage Bolt, 3/8"-16 x 2"
	G10108	3	Lock Nut, 3/8"-16
20.	GB0322	-	Knife, R.H. (Shown)
	GB0323	1	Knife, L.H.
21.	GD12679	1	Stepped Spacer, 3" Long
22.	GD12817	1	Compression Spring
23.	GB0213	1	Spring Seat
24.	G10462	1	Cotter Pin, 3/16" x 2"
25.	GA8983	-	Check Valve, Low Rate

DEPTH/GAUGE WHEEL ATTACHMENT FOR NOTCHED SINGLE DISC FERTILIZER OPENER

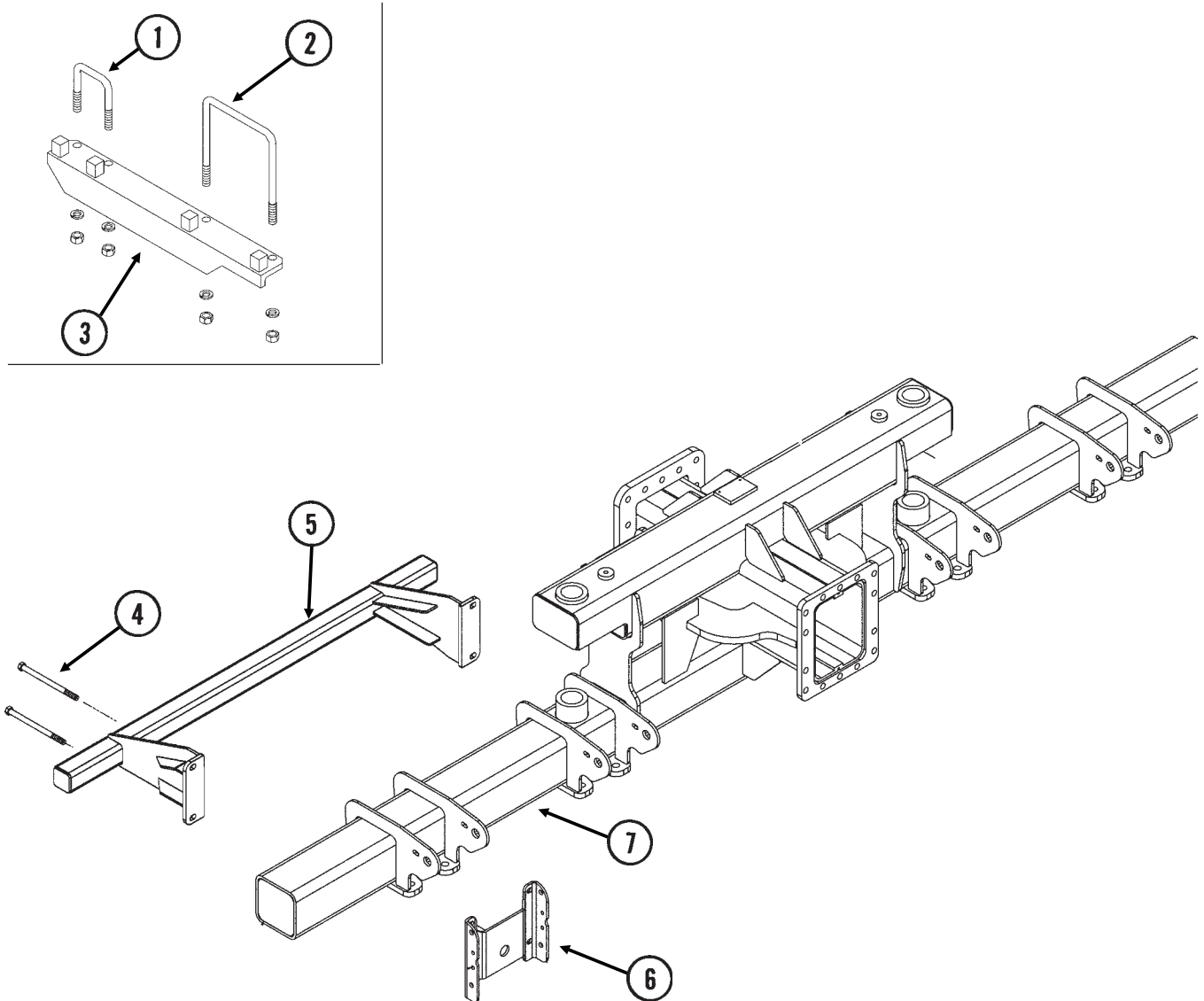
(FRTZ257)



ITEM	PART NO.	QTY.	DESCRIPTION
		(Per Assy.)	
1.	G10010	2	Hex Head Cap Screw, $\frac{5}{8}$ "-11 x 3"
2.	GD7805	1	Special Washer, $\frac{5}{8}$ ", Hardened
3.		-	See "Notched Single Disc Fertilizer Opener", Pages P138 And P139
4.	GA9472	1	Blade Mount
5.	G10233	1	Machine Bushing, 1", 10 Gauge
6.	GA10037	1	Wheel Mount, L.H. (Shown)
	GA10036	1	Wheel Mount, R.H.
7.	GD13309	1	Spacer
8.	GD11423	1	Half Wheel
9.	GD11953	1	Offset Tire
10.	GA6171	1	Bearing
11.	GD11954	1	Half Wheel Cover, Nylon
12.	G10961	11	Flanged Whiz-Lock Screw, $\frac{5}{16}$ "-18 x $\frac{3}{4}$ ", No Serration
	G10620	11	Serrated Flange Nut, $\frac{5}{16}$ "-18
13.	G10204	-	Special Machine Bushing, $\frac{5}{8}$ " x 1" O.D. (As Required)
A.	GA8877	-	Gauge Wheel Complete (Items 8-12)

FERTILIZER OPENER MOUNTS

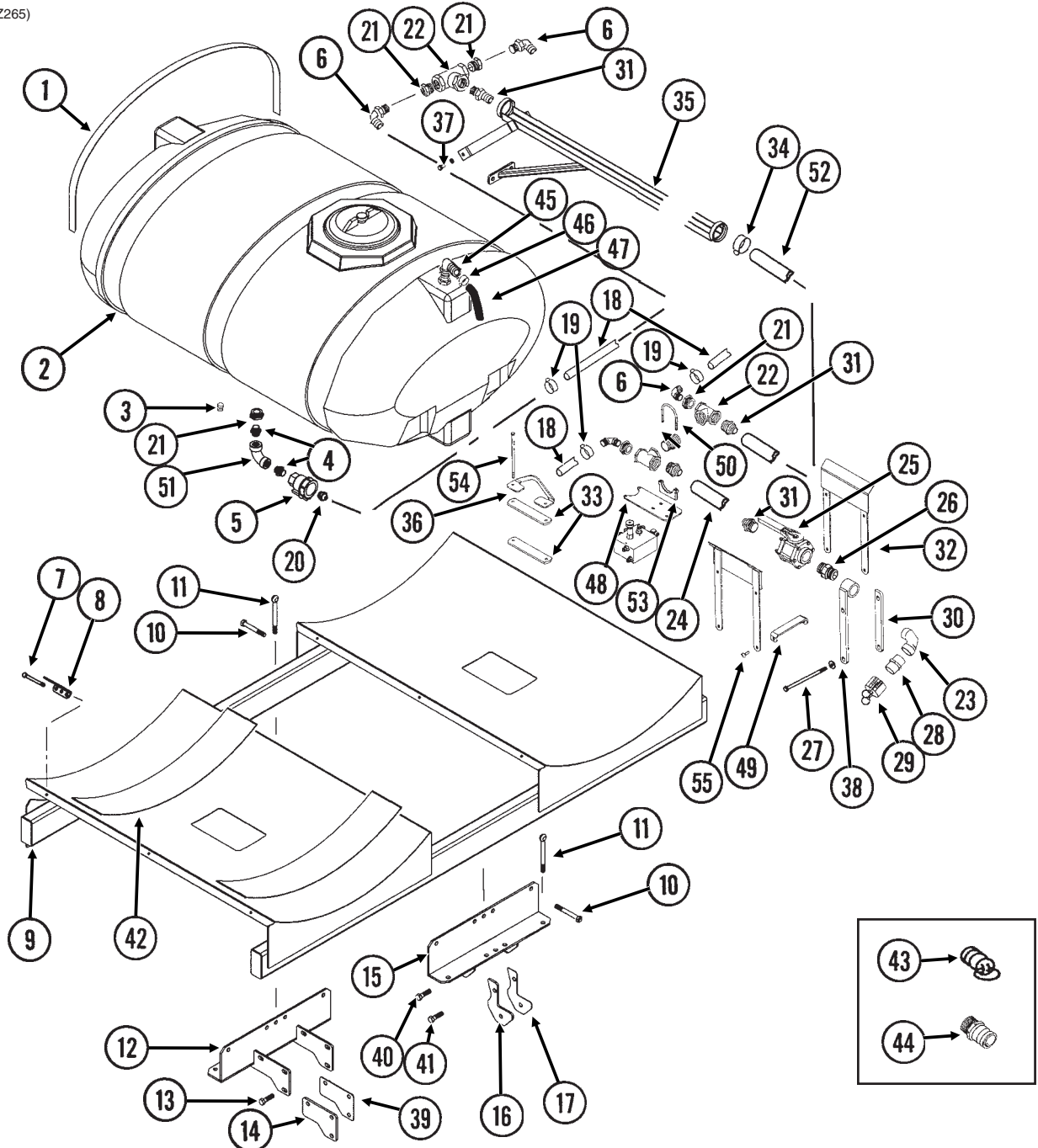
(FWD28/FWD29a)



ITEM	PART NO.	QTY.	DESCRIPTION
1.	GD14671	-	U-Bolt, 3" x 3" x 5/8"-11
	G10230	-	Lock Washer, 5/8"
	G10104	-	Hex Nut, 5/8"-11
2.	GD17039	-	U-Bolt, 7" x 7" x 5/8"-11
	G10230	-	Lock Washer, 5/8"
	G10104	-	Hex Nut, 5/8"-11
3.	GB0365	-	Brace, L.H. (Shown)
	GB0370	-	Brace, R.H.
4.	G10177	-	Hex Head Cap Screw, 5/8"-11 x 9 1/2"
	G10230	-	Lock Washer, 5/8"
	G10104	-	Hex Nut, 5/8"-11
5.	GA10923	2	Mount
6.	-	-	See "Parallel Arms, Mounting Support Plate And Quick Adjustable Down Force Springs", Page P4
7.	-	-	See "Center Toolbar/Rear H-Frame Assembly", Pages P50 And P51

LIQUID FERTILIZER TANKS, SADDLES, SADDLE MOUNTS AND HOSES (Conventional Planters)

(FWD78a/FRTZ265)



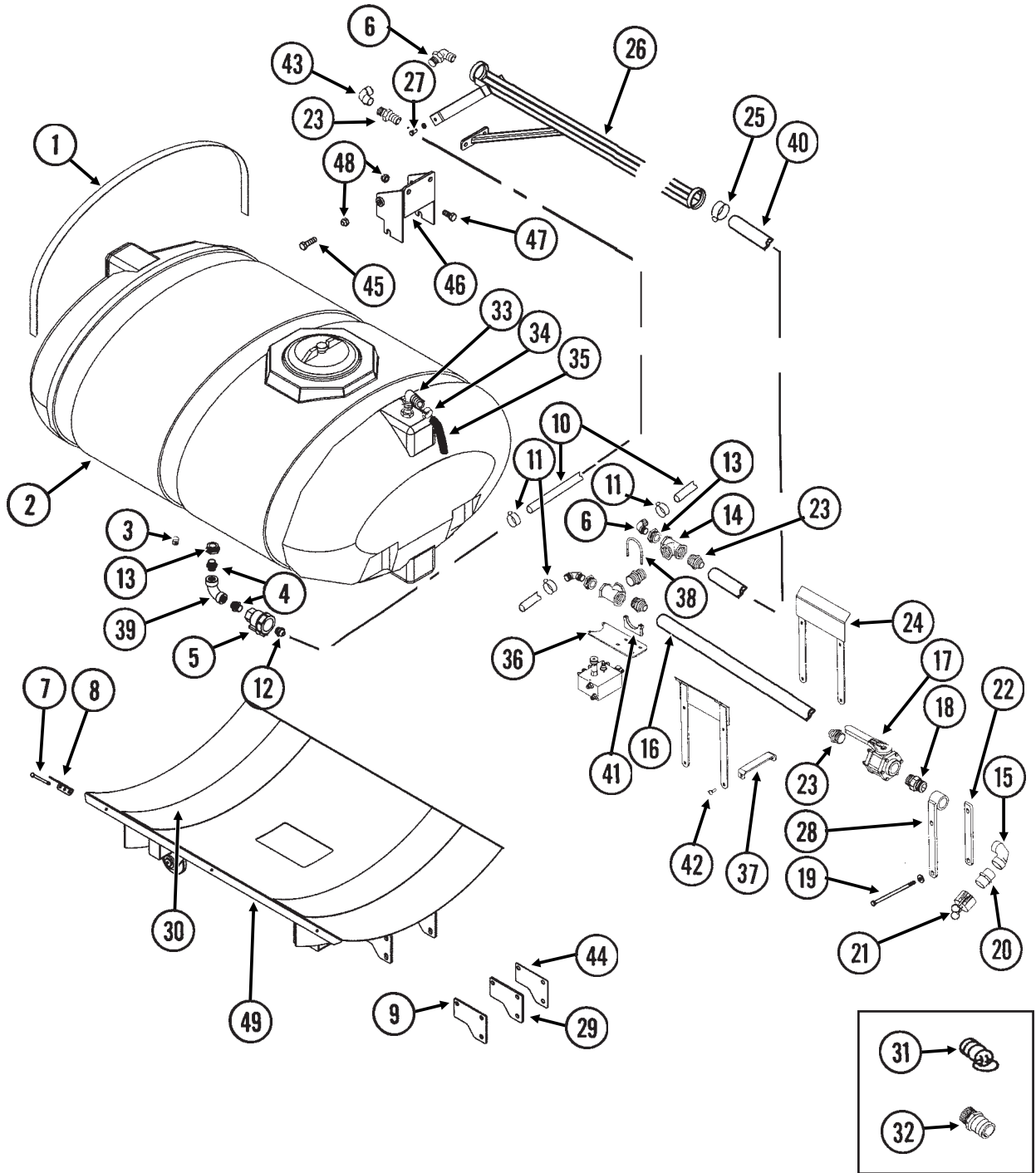
ITEM	PART NO.	QTY.	DESCRIPTION
1.	GD15605	3	Band (3 Per Tank)
2.	GA10201	2	Tank W/Lid And Fittings, 500 Gallon
	GR1702	-	Lid/Fillwell, 8" (Top Of Tank)
	GR1708	-	3/4" Bulkhead Fitting Assembly (Overflow Fitting, Nut, Bushing And O-Ring) (Top And Bottom Of Tank)
	GR1739	-	2" Bulkhead Fitting Assembly (Nut, Bushing And O-Ring) (Bottom Of Tank)
	GR1686	-	Lanyard, 12 1/2" (Top Of Tank)
3.	G10096	2	Plug, 3/4" NPT
4.	G10619	4	Close Nipple, 1 1/4" NPT
5.	GA4976	2	Shutoff Valve, 1 1/4" NPT
	GR1015	-	Body O-Ring
	GR1016	-	Stem O-Ring
	GR1017	-	Teflon Seat
	GR1018	-	Ball
	GR1019	-	Handle

LIQUID FERTILIZER TANKS, SADDLES, SADDLE MOUNTS AND HOSES (Conventional Planters)

ITEM	PART NO.	QTY.	DESCRIPTION
6.	G10629	4	Elbow, 90°, 1 1/4" NPT To Barb
7.	G10485	6	Hex Head Tap Bolt, 3/8"-16 x 5" (6 Per Tank)
	G10901	6	Lock Nut, 3/8"-16 (6 Per Tank)
8.	GD11123	6	Anchor (Sub GA8114)
9.	GA10356	1	Tank Mount
10.	G10058	7	Hex Head Cap Screw, 3/4"-10 x 5 1/2"
	G10112	7	Lock Nut, 3/4"-10
11.	GD14645	8	Eye Bolt, 3/4"-10 x 8"
	G10112	8	Lock Nut, 3/4"-10
12.	GA10358	1	Tank Mount
13.	G10044	6	Hex Head Cap Screw, 3/4"-10 x 4"
	G10112	6	Lock Nut, 3/4"-10
14.	GD15472	3	Shim, 3/8"
15.	GA10357	1	Tank Mount
16.	GD15474	2	Shim, 3/8"
17.	GD15475	2	Shim, 12 Gauge
18.	G4200-05	2	Hose, 1 1/4" x 50'
19.	G10674	48	Hose Clamp, No. 24
20.	G10626	2	Adapter, 1 1/4" NPT To Barb
21.	G10616	6	Reducing Bushing, 2" Male NPT To 1 1/4" Female
22.	G10888	3	Tee, 2" Female NPT
23.	G10287	1	Elbow, 90°, 2" Male NPT To Female
24.	G4201-02	1	Hose, 2" x 12'
25.	GA2660	1	Shutoff Valve, 2" NPT
26.	G10623	3	Close Nipple, 2" NPT
27.	G10148	2	Hex Head Cap Screw, 1/2"-13 x 9 1/2"
	G10216	2	Washer, 1/2" USS
	G10228	2	Lock Washer, 1/2"
	G10102	2	Hex Nut, 1/2"-13
28.	GD3622	1	Adapter, 2" Female NPT To Cam Lock
29.	GD3951	1	Dust Cap, 2" Cam Lock
30.	GD15703	1	Bracket, 1 1/2" x 12 1/2", 24 Row 30"
	GD15706	-	Bracket, 1 1/2" x 18 1/2", 32 Row 30" And 36 Row 30"
31.	G10628	4	Adapter, 2" NPT To Barb
32.	GA11064	2	Hose Support, 24 Row 30"
	GA11063	-	Hose Support, 32 Row 30" And 36 Row 30"
33.	GD16478	4	Bracket
34.	G10676	4	Hose Clamp, No. 36
35.	GA10663	1	Hose Support
36.	GD16479	4	Mount
37.	G10014	2	Hex Head Cap Screw, 1/2"-13 x 1"
	G10228	2	Lock Washer, 1/2"
38.	GA10509	1	Straight Mount, Quick Fill 14 19/32", 24 Row 30"
	GA10510	-	Straight Mount, Quick Fill 20 19/32", 32 Row 30" And 36 Row 30"
39.	GD15473	2-3	Shim, 12 Gauge
40.	G10028	2	Hex Head Cap Screw, 3/4"-10 x 3"
	G10112	2	Lock Nut, 3/4"-10
41.	G10056	2	Hex Head Cap Screw, 3/4"-10 x 3 1/2"
	G10112	2	Lock Nut, 3/4"-10
42.	GD1862	2	Pad, 8" x 14"
43.	GD10777	2	Dust Plug, 2" Male Cam Lock
44.	GD3623	1	Adapter, 2" Male NPT To Cam Lock
45.	G10917	2	Elbow, 90°, 3/4" NPT To Barb
46.	G10278	10	Hose Clamp, No. 16
47.	G4205-10	1	Hose, 3/4" x 200" (100" Per Tank)
48.	GD16210	1	Bracket
49.	GD16189	4	Tie Bracket
50.	G11165	2	T-Bolt Clamp, 2 1/2", Stainless Steel
51.	G10897	2	Elbow, 90°, 1 1/4" Female NPT
52.	G4206-01	1	Hose, 2" x 18'
53.	GA8768	2	Clamp, 3"
54.	G11193	8	Hex Head Cap Screw, 3/8"-16 x 9 1/2", 24 Row 30"
	G10753	-	Hex Head Cap Screw, 3/8"-16 x 4 1/2", 32 Row 30" And 36 Row 30"
	G10108	8	Lock Nut, 3/8"-16
55.	G10599	8	Carriage Bolt, 3/8"-16 x 1 1/4"
	G10203	8	Washer, 3/8" SAE
	G10108	8	Lock Nut, 3/8"-16

LIQUID FERTILIZER TANKS, SADDLES, SADDLE MOUNTS AND HOSES (SDS Planters, 24 Row 30")

(FWD110)

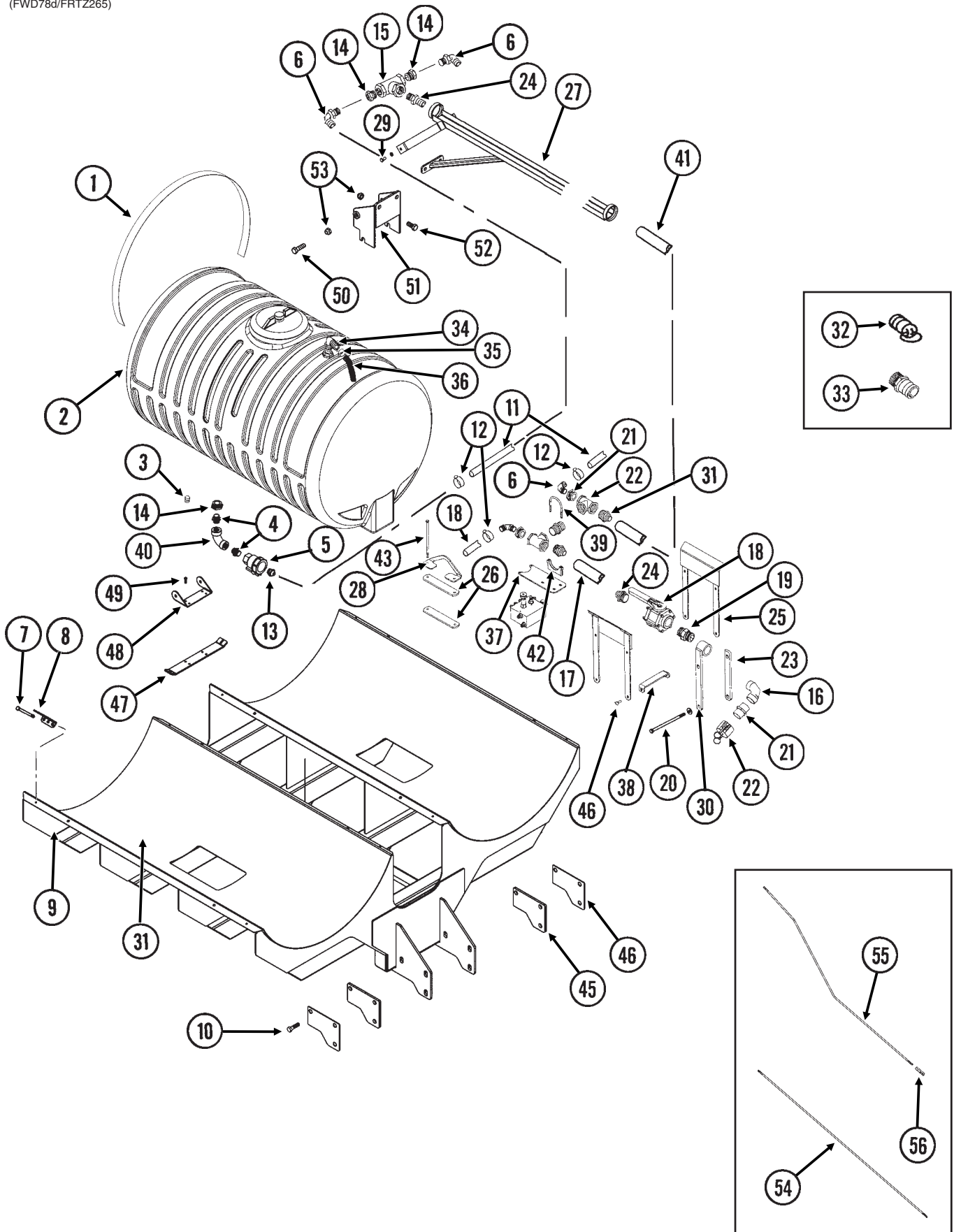


LIQUID FERTILIZER TANKS, SADDLES, SADDLE MOUNTS AND HOSES (SDS Planters, 24 Row 30")

ITEM	PART NO.	QTY.	DESCRIPTION
1.	GD15605	3	Band
2.	GA10201	1	Tank W/Lid And Fittings, 500 Gallon
	GR1702	-	Lid/Fillwell, 8" (Top Of Tank)
	GR1708	-	3/4" Bulkhead Fitting Assembly (Overflow Fitting, Nut, Bushing And O-Ring) (Top And Bottom Of Tank)
	GR1739	-	2" Bulkhead Fitting Assembly (Nut, Bushing And O-Ring) (Bottom Of Tank)
	GR1686	-	Lanyard, 12 1/2" (Top Of Tank)
3.	G10096	2	Plug, 3/4" NPT
4.	G10619	2	Close Nipple, 1 1/4" NPT
5.	GA11399	2	Shutoff Valve, 2" NPT
	GR1769	-	Handle
	GR1768	-	Ball
	GR1017	-	Teflon Seat
	GR1767	-	Stem O-Ring
	GR1766	-	Body O-Ring
6.	G10629	1	Elbow, 90°, 1 1/4" NPT To Barb
7.	G10485	6	Hex Head Tap Bolt, 3/8"-16 x 5" (6 Per Tank)
	G10901	6	Lock Nut, 3/8"-16 (6 Per Tank)
8.	GD11123	6	Anchor (Sub GA8114)
9.	GD16733	3	Shim, 3/8"
10.	G4200-05	2	Hose, 1 1/4" x 50'
11.	G10674	48	Hose Clamp, No. 24
12.	GD3623	2	Adapter, 2" Male NPT To Cam Lock
13.	G10616	2	Reducing Bushing, 2" Male NPT To 1 1/4" Female
14.	G10888	2	Tee, 2" Female NPT
15.	G10287	1	Elbow, 90°, 2" Male NPT To Female
16.	G4201-03	1	Hose, 2" x 18'
17.	GA2660	1	Shutoff Valve, 2" NPT
18.	G10623	3	Close Nipple, 2" NPT
19.	G10148	2	Hex Head Cap Screw, 1/2"-13 x 9 1/2"
	G10216	2	Washer, 1/2" USS
	G10228	2	Lock Washer, 1/2"
	G10102	2	Hex Nut, 1/2"-13
20.	GD3622	1	Adapter, 2" Female NPT To Cam Lock
21.	GD3951	1	Dust Cap, 2" Cam Lock
22.	GD15703	1	Bracket, 1 1/2" x 12 1/2", 24 Row 30"
23.	G10628	4	Adapter, 2" NPT To Barb
24.	GA11064	2	Hose Support, 24 Row 30"
25.	G10676	4	Hose Clamp, No. 36
26.	GA10663	1	Hose Support
27.	G10014	2	Hex Head Cap Screw, 1/2"-13 x 1"
	G10228	2	Lock Washer, 1/2"
28.	GA10509	1	Straight Mount, Quick Fill, 14 19/32", 24 Row 30"
29.	GD16731	2-4	Shim, 12 Gauge
30.	GD1862	2	Pad, 8" x 14'
31.	GD10777	2	Dust Plug, 2" Male Cam Lock
32.	GD3623	1	Adapter, 2" Male NPT To Cam Lock
33.	G10917	2	Elbow, 90°, 3/4" NPT To Barb
34.	G10278	10	Hose Clamp, No. 16
35.	G4205-10	1	Hose, 3/4" x 200" (100" Per Tank)
36.	GD16210	1	Bracket
37.	GD16189	4	Tie Bracket
38.	G11165	2	T-Bolt Clamp, 2 1/2", Stainless Steel
39.	G10629	2	Elbow, 90°, 1 1/4" NPT To Barb
40.	G4206-01	1	Hose, 2" x 18'
41.	GA8768	2	Clamp, 3"
42.	G10599	8	Carriage Bolt, 3/8"-16 x 1 1/4"
	G10203	8	Washer, 3/8" SAE
	G10108	8	Lock Nut, 3/8"-16
43.	GA11185	2	Elbow, 2" Female NPT
44.	GD16732	2	Shim, 1/4"
45.	G10027	2	Hex Head Cap Screw, 3/4"-10 x 2 1/2"
46.	GA11608	-	Hose Support Mount
47.	G11042	2	Hex Head Cap Screw, 3/4"-10 x 1 3/4"
48.	G10112	12	Lock Nut, 3/4"-10
49.	GA11599	1	Tank Mount

LIQUID FERTILIZER TANKS, SADDLES, SADDLE MOUNTS AND HOSES (SDS Planters, 32 Row 30" And 36 Row 30")

(FWD78d/FRTZ265)

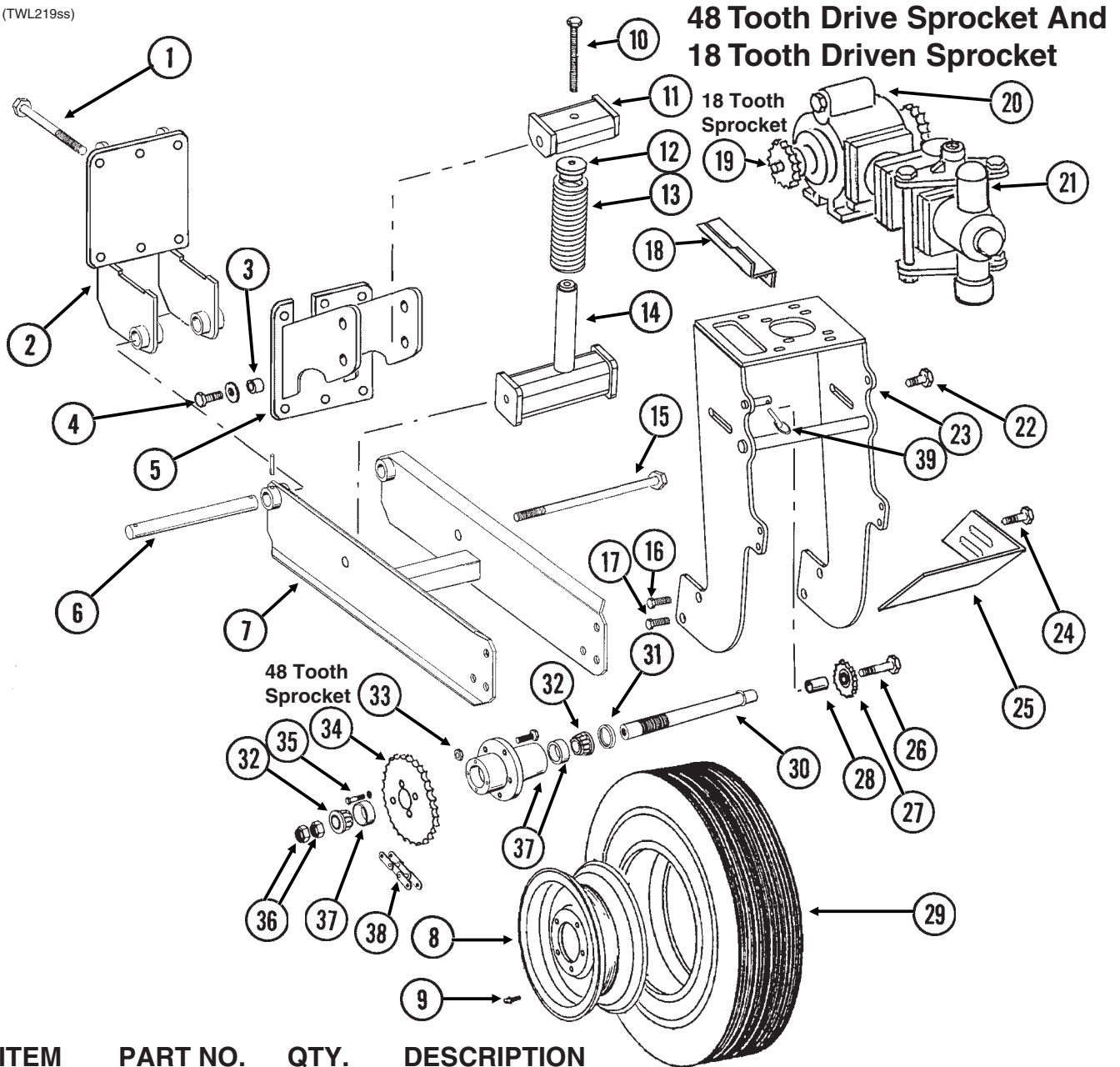


LIQUID FERTILIZER TANKS, SADDLES, SADDLE MOUNTS AND HOSES (SDS Planters, 32 Row 30" And 36 Row 30")

ITEM	PART NO.	QTY.	DESCRIPTION
1.	GD15605	3	Band (3 Per Tank)
2.	GA11743	2	Tank W/Lid And Fittings, 300 Gallon
	GR1006	-	Lid W/Removable Vent, 10" (Top Of Tank)
	GR1005	-	Fillwell, 10" (Top Of Tank)
	GR0508	-	1 1/4" Polypropylene Fitting Assembly (Nut, Bushing, And O-Ring) (Bottom Of Tank)
	GR1435	-	1 1/4" Anti-Vortex Fitting Assembly (Nut, Bushing And O-Ring)
	GR0513	-	3/4" Polypropylene Fitting Assembly (Overflow Fitting, Nut, Bushing And O-Ring)
	GR1571	-	Strap W/Cap Rivet
3.	G10739	2	Plug, 1 1/4" NPT
4.	G10619	4	Close Nipple, 1 1/4" NPT
5.	GA4976	2	Shutoff Valve, 1 1/4" NPT
	GR1015	-	Body O-Ring
	GR1016	-	Stem O-Ring
	GR1017	-	Teflon Seat
	GR1018	-	Ball
	GR1019	-	Handle
6.	G10629	4	Elbow, 90°, 1 1/4" NPT To Barb
7.	G10485	6	Hex Head Tap Bolt, 3/8"-16 x 5" (6 Per Tank)
	G10901	6	Lock Nut, 3/8"-16 (6 Per Tank)
8.	GD11123	6	Anchor (Sub GA8114)
9.	GA11607	1	Tank Mount
10.	G10044	6	Hex Head Cap Screw, 3/4"-10 x 4"
	G10112	6	Lock Nut, 3/4"-10
11.	G4200-13	2	Hose, 1 1/4" x 50'
12.	G10674	48	Hose Clamp, No. 24
13.	G10626	2	Adapter, 1 1/4" NPT To Barb
14.	G10616	6	Reducing Bushing, 2" Male NPT To 1 1/4" Female
15.	G10888	3	Tee, 2" Female NPT
16.	G10287	1	Elbow, 90°, 2" Male NPT To Female
17.	G4201-02	1	Hose, 2" x 12'
18.	GA2660	1	Shutoff Valve, 2" NPT
19.	G10623	3	Close Nipple, 2" NPT
20.	G10148	2	Hex Head Cap Screw, 1/2"-13 x 9 1/2"
	G10216	2	Washer, 1/2" USS
	G10228	2	Lock Washer, 1/2"
	G10102	2	Hex Nut, 1/2"-13
21.	GD3622	2	Adapter, 2" Female NPT To Cam Lock
22.	GD3951	1	Dust Cap, 2" Cam Lock
23.	GD15706	-	Bracket, 1 1/2" x 18 1/2", 32 Row 30" And 36 Row 30"
24.	G10628	4	Adapter, 2" NPT To Barb
25.	GA11063	-	Hose Support, 32 Row 30" And 36 Row 30"
26.	GD16478	4	Bracket
27.	GA10663	1	Hose Support
28.	GD16479	4	Mount
29.	G10014	2	Hex Head Cap Screw, 1/2"-13 x 1"
	G10228	2	Lock Washer, 1/2"
30.	GA10510	-	Straight Mount, Quick Fill, 20 19/32", 32 Row 30" And 36 Row 30"
31.	GD1862	2	Pad, 8" x 14"
32.	GD10777	2	Dust Plug, 2" Male Cam Lock
33.	GD3623	1	Adapter, 2" Male NPT To Cam Lock
34.	G10917	2	Elbow, 90°, 3/4" NPT To Barb
35.	G10278	10	Hose Clamp, No. 16
36.	G4205-10	1	Hose, 3/4" x 200" (100" Per Tank)
37.	GD16210	1	Bracket
38.	GD16189	4	Tie Bracket
39.	G11165	2	T-Bolt Clamp, 2 1/2", Stainless Steel
40.	G10897	2	Elbow, 90°, 1 1/4" Female NPT
41.	G4206-01	1	Hose, 2" x 18'
42.	GA8768	2	Clamp, 3"
43.	G10753	-	Hex Head Cap Screw, 3/8"-16 x 4 1/2", 32 Row 30" And 36 Row 30"
	G10108	8	Lock Nut, 3/8"-16
44.	G10599	8	Carriage Bolt, 3/8"-16 x 1 1/4"
	G10203	8	Washer, 3/8" SAE
	G10108	8	Lock Nut, 3/8"-16
45.	GD16733	2	Shim, 3/8"
46.	GD16731	4	Shim, 12 Gauge
47.	GD16943	1	Mounting Plate
	G10599	-	Carriage Bolt, 3/8"-16 x 1 1/4"
	G10227	-	Lock Washer, 1/4"
	G10103	-	Hex Nut, 1/4"-20
48.	GD16942	1	Flapper
49.	G10064	6	Hex Head Cap Screw, 1/4"-20 x 1"
50.	G10027	2	Hex Head Cap Screw, 3/4"-10 x 2 1/2"
51.	GA11608	-	Hose Support Mount
52.	G11042	2	Hex Head Cap Screw, 3/4"-10 x 1 3/4"
53.	G10112	12	Lock Nut, 3/4"-10
54.	GD16751	1	Extension Rod
55.	GD16944	1	Flapper Rod
56.	GD16572	1	Flapper Pivot Mount

LIQUID FERTILIZER PISTON PUMP MOUNT AND GROUND DRIVE WHEEL

(TWL219ss)



ITEM	PART NO.	QTY.	DESCRIPTION
1.	G10152	6	Hex Head Cap Screw, $\frac{5}{8}$ "-11 x 9"
	G10230	6	Lock Washer, $\frac{5}{8}$ "
	G10104	6	Hex Nut, $\frac{5}{8}$ "-11
2.	GA10355	1	Wheel Arm Mount
3.	GB0218	2	Bushing, $\frac{21}{32}$ " I.D. x $\frac{7}{8}$ " O.D. x $\frac{19}{32}$ " Long
4.	G10005	2	Hex Head Cap Screw, $\frac{5}{8}$ "-11 x $1\frac{3}{4}$ "
	GD7805	2	Special Washer, $\frac{5}{8}$ ", Hardened
	G10107	2	Lock Nut, $\frac{5}{8}$ "-11
5.	GA9712	1	Spring Mount
6.	GD2681	1	Pin, $1\frac{1}{4}$ " x $13\frac{1}{2}$ "
	G10460	2	Cotter Pin, $\frac{1}{4}$ " x 2"
7.	GA10621	1	Arm W/Grease Fittings
	G10641	2	Grease Fitting, $\frac{1}{8}$ " NPT
8.	GA0241	1	Wheel, 5" x 15"
9.	GD1166	1	Valve Stem

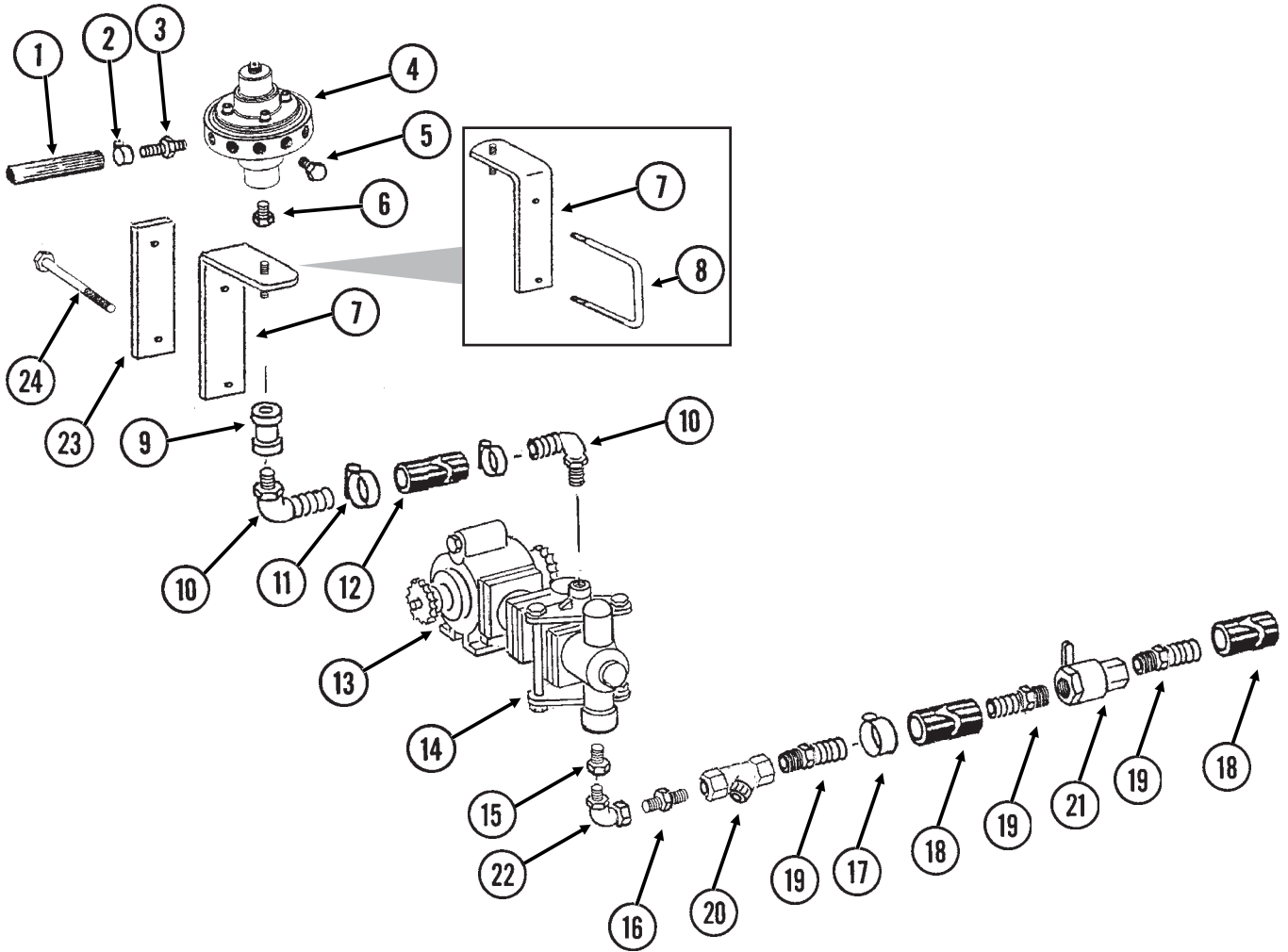
LIQUID FERTILIZER PISTON PUMP MOUNT AND GROUND DRIVE WHEEL

ITEM	PART NO.	QTY.	DESCRIPTION
10.	G10012	1	Hex Head Cap Screw, $\frac{5}{8}$ "-11 x 6 $\frac{1}{2}$ "
	GD7805	1	Special Washer, $\frac{5}{8}$ ", Hardened
11.	GA10908	1	Spring Mount
12.	GB0196	1	Washer
13.	GD7831	1	Compression Spring
14.	GA10907	1	Spring Guide
15.	G11122	1	Hex Head Cap Screw, $\frac{5}{8}$ "-11 x 12"
	G10107	1	Lock Nut, $\frac{5}{8}$ "-11
16.	G10026	2	Hex Head Cap Screw, $\frac{3}{4}$ "-10 x 2"
	G10231	2	Lock Washer, $\frac{3}{4}$ "
17.	G11042	2	Hex Head Cap Screw, $\frac{3}{4}$ "-10 x 1 $\frac{3}{4}$ "
	G10231	2	Lock Washer, $\frac{3}{4}$ "
	G10105	2	Hex Nut, $\frac{3}{4}$ "-10
18.	GD13744	1	Hose Holder
19.	GR1146	1	Sprocket, 18 Tooth
20.		-	See "Liquid Fertilizer Piston Pump (Crankcase Assembly)", Pages P152 And P153
	GR0200	1	Offset Link, No. 2050
21.		-	See "Liquid Fertilizer Piston Pump (Cylinder Assembly)", Pages P154 And P155
22.	G10007	2	Hex Head Cap Screw, $\frac{5}{8}$ "-11 x 1 $\frac{1}{2}$ "
	G10217	2	Washer, $\frac{5}{8}$ " USS
	G10230	2	Lock Washer, $\frac{5}{8}$ "
	G10104	2	Hex Nut, $\frac{5}{8}$ "-11
23.	GA10894	1	Pump Mount
24.	G10017	2	Hex Head Cap Screw, $\frac{1}{2}$ "-13 x 1 $\frac{1}{2}$ "
	G10216	2	Washer, $\frac{1}{2}$ " USS
	G10228	2	Lock Washer, $\frac{1}{2}$ "
	G10102	2	Hex Nut, $\frac{1}{2}$ "-13
25.	GD13328	1	Scraper
26.	G10013	1	Hex Head Cap Screw, $\frac{5}{8}$ "-11 x 3 $\frac{1}{2}$ "
	G10205	1	Washer, $\frac{5}{8}$ " SAE
	G10230	1	Lock Washer, $\frac{5}{8}$ "
	G10104	1	Hex Nut, $\frac{5}{8}$ "-11
27.	GA0262	1	Idler Sprocket W/Bearing, 15 Tooth
28.	GD7817-05	1	Spacer, $\frac{11}{16}$ " I.D. x 1 $\frac{1}{4}$ " Long
29.	GD0844	1	Tire, 7.60" x 15", 8 Ply (Specify Brand*)
30.	GA2559	1	Spindle
31.	GA0252	2	Seal
32.	GA0251	2	Bearing
33.	GR0267	5	Lug Nut, $\frac{1}{2}$ "-20
34.	G2500-84	1	Sprocket, 48 Tooth
35.	G10019	4	Hex Head Cap Screw, $\frac{5}{16}$ "-18 x 1"
	G10232	4	Lock Washer, $\frac{5}{16}$ "
36.	GD0831	2	Shoulder Nut, 1 $\frac{1}{4}$ "-12 UNF-2A
37.	GA0547	1	Hub W/Cups And Studs, 5 Bolt
	GR0190	2	Cup
	GR0204	5	Stud
38.	G3200-62	1	Chain, No. 2050, 62 Pitch Including Connector Link And Offset Link
	GR0195	1	Connector Link, No. 2050
39.	GD2558	1	Lynch Pin, $\frac{1}{4}$ "

* Specific brand requests will be supplied only as available from current KINZE® Repair Parts stock. If a specific brand requested is not in stock, the brand available will be supplied. Different brand tires may have different diameters. Change in tire brand may affect rates. Field checks are recommended after any change in tires.

LIQUID FERTILIZER FLOW DIVIDER MOUNT AND HOSES

(FRTZ215)



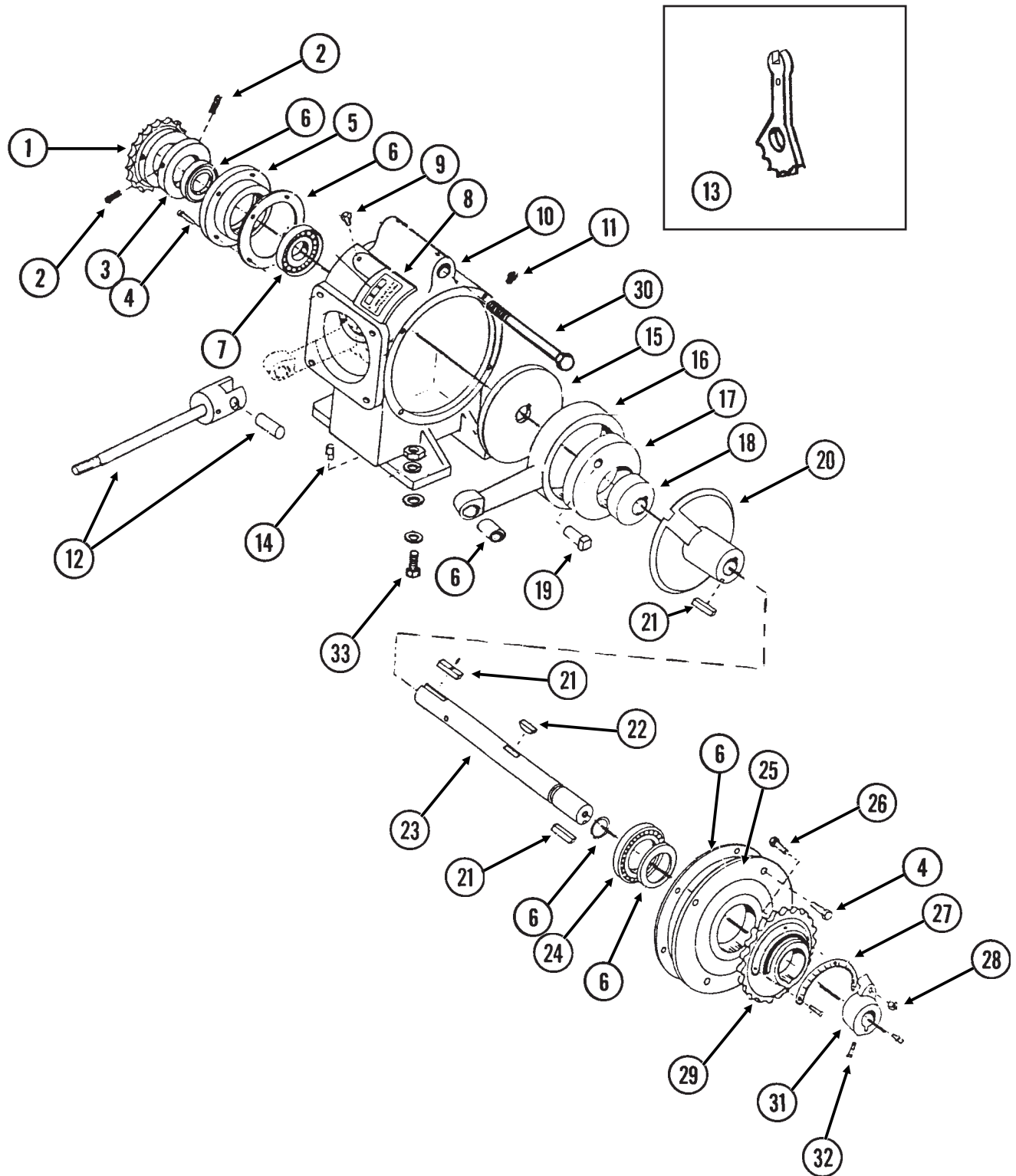
LIQUID FERTILIZER FLOW DIVIDER MOUNT AND HOSES

ITEM	PART NO.	QTY. (Per Assy.)	DESCRIPTION
1.	G4301-02	-	Hose, 3/8" x 50'
	G4301-04	-	Hose, 3/8" x 100'
	G4301-08	-	Hose, 3/8" x 250'
2.	G10681	24-32	Hose Clamp, No. 6
3.	GD11700	12-16	Adapter, 1/4" NPT To 3/8" Barb
4.		-	See "Liquid Fertilizer Piston Pump Flow Divider", Pages P156 And P157
5.	G10292	-	Plug, 1/4" NPT
6.	G10995	1	Reducing Bushing, 1" Male NPT To 3/4" Female, Stainless Steel, 32 Row 30" And 36 Row 30"
7.	GA6527	1	Mount, 3/4" NPT
8.	GD1114	1	U-Bolt, 7" x 7" x 5/8"-11
	G10230	2	Lock Washer, 5/8"
	G10104	2	Hex Nut, 5/8"-11
9.	G11083	1	Coupler, 3/4" Female NPT
10.	G10917	2	Elbow, 90°, 3/4" NPT To Barb
11.	G10278	2	Hose Clamp, No. 16
12.	G4205-10	-	Hose, 3/4" x 200"
13.		-	See "Liquid Fertilizer Piston Pump (Crankcase Assembly)", Pages P152 And P153
14.		-	See "Liquid Fertilizer Piston Pump (Cylinder Assembly)", Pages P154 And P155
15.	G10615	1	Reducing Bushing, 1 1/2" Male NPT To 1 1/4" Female
16.	G10619	1	Close Nipple, 1 1/4" NPT
17.	G10674	2	Hose Clamp, No. 24
18.		-	Hose, 1 1/4", See "Liquid Fertilizer Tanks, Saddles, Saddle Mounts And Hoses", Pages P142 And P143
19.	G10626	3	Adapter, 1 1/4" NPT To Barb
20.	GA3893	1	Strainer Complete
	GR0880	-	Screen, No. 40 Mesh
	GR0881	-	Gasket
	GR0882	-	Y-Body
	GR0883	-	End Cap
21.	GA4976	-	Shutoff Valve, 1 1/4" NPT
	GR1015	-	Body O-Ring
	GR1016	-	Stem O-Ring
	GR1017	-	Teflon Seat
	GR1018	-	Ball
	GR1019	-	Handle
22.	G10887	2	Elbow, 90°, 1 1/4" Male NPT To Female
23.	GD15483	1	Mount, 32 Row 30" And 36 Row 30"
24.	G10046	2	Hex Head Cap Screw, 5/8"-11 x 5"
	G10230	2	Lock Washer, 5/8"
	G10104	2	Hex Nut, 5/8"-11

LIQUID FERTILIZER PISTON PUMP (Crankcase Assembly)

(PT38a/GR1100)

John Blue® Model L-4405



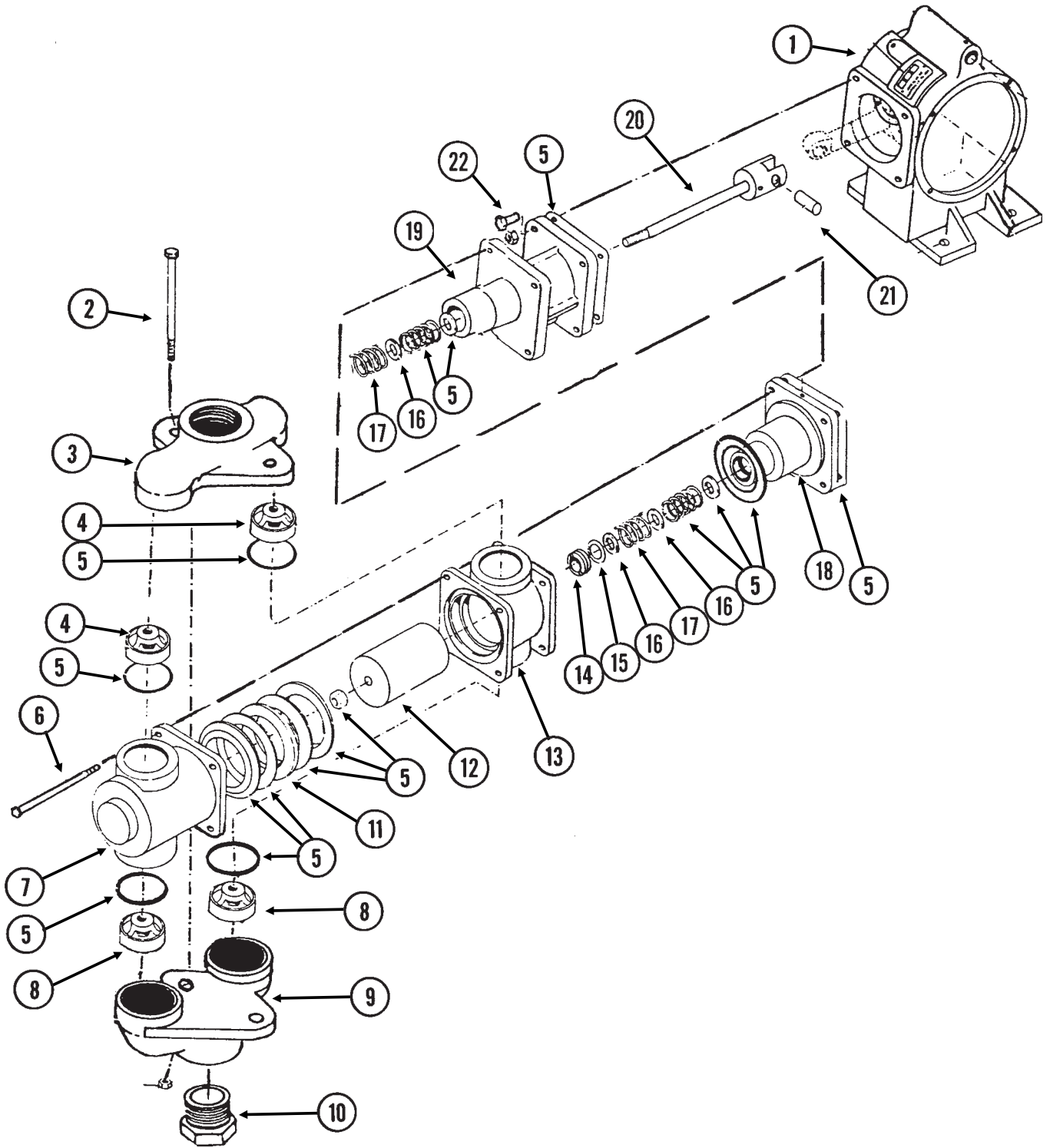
LIQUID FERTILIZER PISTON PUMP (Crankcase Assembly)

ITEM	PART NO.	QTY.	DESCRIPTION
1.		-	See "Liquid Fertilizer Piston Pump Mount And Ground Drive Wheel", Pages P148 And P149
2.	G10688	2	Square Head Set Screw, $\frac{3}{8}$ "-16 x $\frac{5}{8}$ "
3.	GR1147	1	Spacer
4.	G10019	4	Hex Head Cap Screw, $\frac{5}{16}$ "-18 x 1"
5.	GR1102	1	Housing
6.	GR1173	-	Repair Kit, Includes Item 5 On "Liquid Fertilizer Piston Pump (Cylinder Assembly)", Pages P154 And P155
7.	GR1104	1	Bearing
8.	GR1105	1	Name Plate
9.	G10054	2	Hex Head Cap Screw, $\frac{5}{16}$ "-18 x $\frac{1}{2}$ "
10.	GR1106	1	Crankcase
11.	GR1107	1	Vent Plug
12.		-	See "Liquid Fertilizer Piston Pump (Cylinder Assembly)", Pages P154 And P155
13.	GR1100	1	Adjustment Wrench
14.	GR1123	3	Plug
15.	GR1108	1	Disc
16.	GR1109	1	Connecting Rod
17.	GR1110	1	Large Eccentric
18.	GR1111	1	Small Eccentric
19.	GR1120	1	Eccentric Pin
20.	GR1119	1	Sleeve
21.	GR1118	3	Setting Arm Key
22.	GR1112	1	Woodruff Key
23.	GR1148	1	Crankshaft
24.	GR1116	1	Bearing
25.	GR1166	1	Cover Plate
26.	GR1167	1	Square Head Cap Screw, $\frac{3}{8}$ "-16 x 1 $\frac{3}{4}$ "
27.	GR1168	1	Scale
28.	G10108	1	Lock Nut, $\frac{3}{8}$ "-16
29.	GR1114	1	Flange
30.	G10318	1	Hex Head Cap Screw, $\frac{5}{8}$ "-11 x 4 $\frac{1}{2}$ "
	G10104	1	Hex Nut, $\frac{5}{8}$ "-11
31.	GR1165	1	Arm
32.	G10693	4	Hex Socket Head Set Screw, $\frac{5}{16}$ "-18 x $\frac{3}{8}$ "
33.	G10003	4	Hex Head Cap Screw, $\frac{3}{8}$ "-16 x 1 $\frac{1}{2}$ "
	GR1122	4	Mounting Pad
	G10210	8	Washer, $\frac{3}{8}$ " USS
	G10229	4	Lock Washer, $\frac{3}{8}$ "
	G10101	4	Hex Nut, $\frac{3}{8}$ "-16
A.	GA6154	1	Piston Pump Complete Less Sprocket (L-4405), Includes Crankcase (Items 2-33 On This Page) And Cylinder (Items 1-22 On Pages P154 And P155) Assemblies

LIQUID FERTILIZER PISTON PUMP (Cylinder Assembly)

(PT39a)

John Blue® Model L-4405

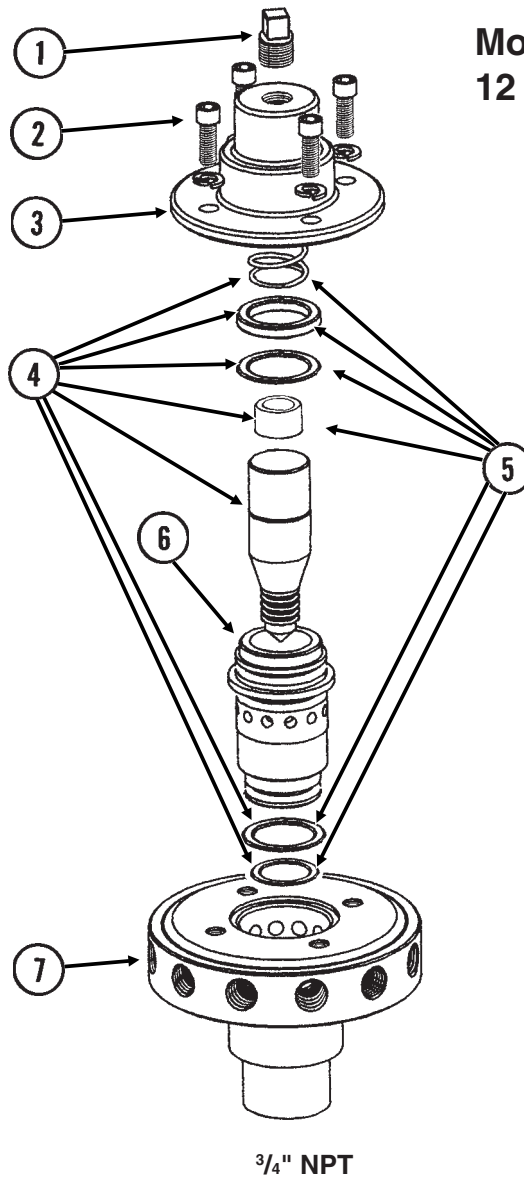


LIQUID FERTILIZER PISTON PUMP (Cylinder Assembly)

ITEM	PART NO.	QTY.	DESCRIPTION
1.		-	See "Liquid Fertilizer Piston Pump (Crankcase Assembly)", Pages P152 And P153
2.	G10686	2	Hex Head Cap Screw, $\frac{3}{8}$ "-16 x 8"
	G10101	2	Hex Nut, $\frac{3}{8}$ "-16
3.	GR1145	1	Discharge Manifold
4.	GR1144	2	Discharge Valve
5.	GR1173	-	Repair Kit, Includes Item 6 On "Liquid Fertilizer Piston Pump (Crankcase Assembly)", Pages P152 And P153
6.	G10687	4	Hex Head Cap Screw, $\frac{3}{8}$ "-16 x 5 $\frac{1}{2}$ "
	G10101	4	Hex Nut, $\frac{3}{8}$ "-16
7.	GR1143	1	Outboard Cylinder
8.	GR1142	2	Suction Valve
9.	GR1140	1	Suction Manifold
10.		-	See "Liquid Fertilizer Piston Pump Mount And Ground Drive Wheel", Pages P148 And P149
11.	GR1137	1	Flange Packing Washer
12.	GR1136	1	Plunger
13.	GR1135	1	Inboard Cylinder
14.	GR1134	1	Stuffing Box Insert
15.	GR1133	1	Retaining Ring
16.	GR1129	3	Washer
17.	GR1130	2	Packing Spring
18.	GR1132	1	Outboard Stuffing Box
19.	GR1127	1	Crosshead Guide
20.	GR1125	1	Piston Rod
21.	GR1124	1	Pin
22.	G10019	4	Hex Head Cap Screw, $\frac{5}{16}$ "-18 x 1"

LIQUID FERTILIZER PISTON PUMP FLOW DIVIDER, 24 ROW 30"

(FRTZ202c)

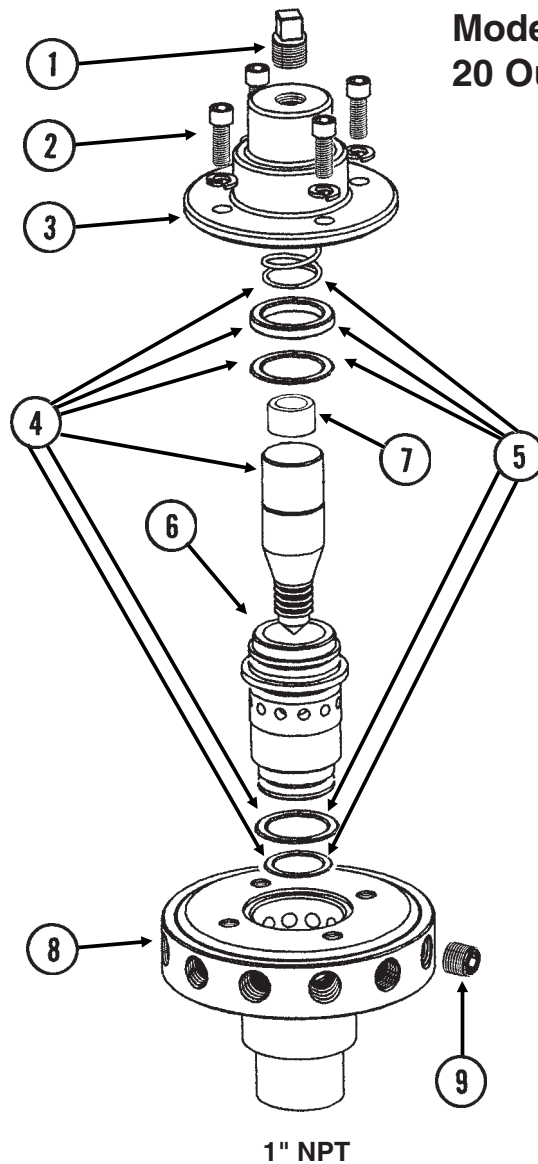


**Model FD-1200 Flow Divider,
12 Outlet**

ITEM	PART NO.	QTY.	DESCRIPTION
1.	GR1543	1	Plug
2.	GR1542	4	Hex Socket Head Screw, 1/4"-20 x 3/4", Stainless Steel
	GR1541	4	Lock Washer, 1/4", Stainless Steel
3.	GR1540	1	Cap
4.	GR1544	1	Needle Assembly W/Seal Kit (Item 5)
5.	GR1545	1	Seal Kit, Includes: (3) O-Rings, (1) Seal, (1) Spring, (1) Stainless Steel Sleeve
6.	GR1535	1	Sleeve
7.	GR1533	1	Body (12 Outlets)
A.	GA8931	1	Liquid Fertilizer Piston Pump Flow Divider Complete, 12 Outlet (Model FD-1200)

LIQUID FERTILIZER PISTON PUMP FLOW DIVIDER, 32 ROW 30" AND 36 ROW 30"

(FRTZ202d)

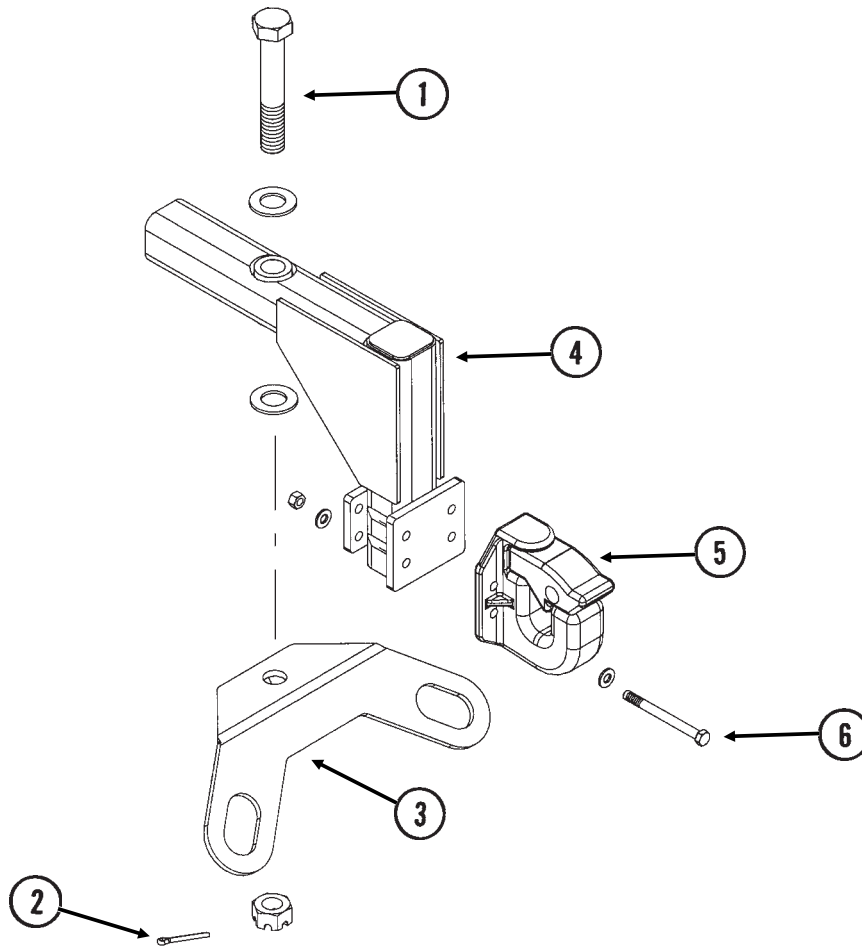


**Model FD-2000 Flow Divider,
20 Outlet**

ITEM	PART NO.	QTY.	DESCRIPTION
1.	GR1543	1	Plug
2.	GR1542	4	Hex Socket Head Screw, 1/4"-20 x 3/4", Stainless Steel
	GR1541	4	Lock Washer, 1/4", Stainless Steel
3.	GR1566	1	Cap
4.	GR1567	1	Needle Assembly W/Seal Kit (Item 5)
5.	GR1568	1	Seal Kit, Includes: (3) O-Rings, (1) Seal, (1) Spring
6.	GR1561	1	Sleeve
7.	GR1574	1	Sleeve, 1" O.D. x 1/2" Long, Stainless Steel
8.	GR1559	1	Body (20 Outlets)
9.	G10350	4	Hex Socket Head Plug, 1/4" NPT, Stainless Steel
A.	GA9407	1	Liquid Fertilizer Piston Pump Flow Divider Complete, 20 Outlet (Model FD-2000)

REAR TRAILER HITCH

(FWD53)



ITEM	PART NO.	QTY.	DESCRIPTION
1.	GD15939	1	Hex Head Cap Screw, 1 1/4"-7 x 7 1/2"
	G10226	2	Washer, 1 1/4" SAE
	G10506	1	Slotted Nut, 1 1/4"-7
2.	G10460	1	Cotter Pin, 1/4" x 2"
3.	GD15929	1	Safety Chain Mount
4.	GA10858	1	Hitch Mount
5.	GA10859	1	Pintle Hitch
6.	G11153	4	Hex Head Cap Screw, 1/2"-20 x 5 1/2", Grade 8
	GD14674	8	Special Washer, 1/2", Hardened
	G11154	4	Lock Nut, 1/2"-20, Grade 8

DECALS, PAINT AND MISCELLANEOUS

⚠ WARNING

TO AVOID INJURY -- STAND CLEAR--KEEP OTHERS AWAY WHEN RAISING OR LOWERING MARKERS. BEFORE TRANSPORTING PLANTER FULLY EXTEND HYDRAULIC CYLINDERS AND INSTALL LOCKING PINS WHERE PROVIDED.

7100-42

1

⚠ WARNING

1. Read and understand the Operator's Manual.
2. Stop the tractor engine before leaving the operator's platform.
3. Keep riders off the machine.
4. Make certain everyone is clear of the machine before starting the tractor engine and operating.
5. Keep all shields in place.
6. Never lubricate, adjust, unclog or service the machine with tractor engine running.
7. Wait for all movement to stop before servicing.
8. Keep hands, feet and clothing away from moving parts.
9. Use flashing warning lights when operating on highways except when prohibited by law.

7100-46

2

⚠ WARNING

TOW ONLY WITH FARM TRACTOR

7100-56

3

⚠ DANGER

THIS PLANTER IS DESIGNED TO BE DRIVEN BY GROUND TIRES ONLY. THE USE OF HYDRAULIC, ELECTRIC OR PTO DRIVES MAY CREATE SERIOUS SAFETY HAZARDS TO YOU AND THE PEOPLE NEARBY. IF YOU INSTALL SUCH DRIVES YOU MUST FOLLOW ALL APPROPRIATE SAFETY STANDARDS AND PRACTICES TO PROTECT YOU AND OTHERS NEAR THIS PLANTER FROM INJURY.

7100-89

5

⚠ WARNING

NEVER WALK UNDER OR WORK ON PLANTER WHEN IT IS RAISED WITHOUT SUPPORTING THE FRAMES WITH ADDITIONAL SUPPORTS.

7100-68

4

⚠ WARNING

THIS MACHINE HAS BEEN DESIGNED AND BUILT WITH YOUR SAFETY IN MIND. DO NOT MAKE ANY ALTERATIONS OR CHANGES TO THIS MACHINE. ANY ALTERATION TO THE DESIGN OR CONSTRUCTION MAY CREATE SAFETY HAZARDS.

7100-90

6

 WEEKLY

7

 DAILY

8

⚠ WARNING

AGRICULTURAL CHEMICALS CAN BE DANGEROUS. IMPROPER SELECTION OR USE CAN SERIOUSLY INJURE PERSONS, ANIMALS, PLANTS, SOIL OR OTHER PROPERTY. BE SAFE. SELECT THE RIGHT CHEMICAL FOR THE JOB. HANDLE WITH CARE. FOLLOW THE INSTRUCTIONS ON THE CONTAINER LABEL AND OF THE EQUIPMENT MANUFACTURER.

7100-115

9

 DAILY

7100-116

10

⚠ DANGER

SERIOUS INJURY OR DEATH CAN RESULT FROM CONTACT WITH ELECTRICAL LINES. USE CARE TO AVOID CONTACT WITH ELECTRIC LINES WHEN MOVING OR OPERATING THIS MACHINE.

7100-117


11

USE 1 TABLESPOON POWDERED GRAPHITE WITH EACH HOPPER FILL OF SEED. SEED TREATMENT, FOREIGN MATERIAL, DIRT, OR SEED CHAFF MAY CAUSE GRADUAL REDUCTION OF SEED POPULATION. REFER TO MANUAL FOR MAINTENANCE AND CARE.

7100-153

12

ROTATION



7100-192

13

NOTE

It is the responsibility of the user to read and understand the Operator's Manual in regards to safety, operation, lubrication and maintenance before operation of this equipment.

AN OPERATOR & PARTS MANUAL IS AVAILABLE FOR THIS MACHINE.

To obtain a manual, furnish model number and serial number and contact your KINZE Dealer or KINZE Manufacturing, Inc., P.O. Box 806 Williamsburg, IA 52361-0806 USA

14

⚠ WARNING

MAXIMUM INFLATION PRESSURE

75 PSI

7100-219

15


TORQUE 5/8" SPINDLE BOLTS TO 120 FT/LBS. CHECK PERIODICALLY AND RE-TORQUE AS NEEDED.

7100-224

16



17



18

⚠ CAUTION

SET DOWN PRESSURE SPRINGS TO MINIMUM. LOWER PLANTER TO GROUND AND EMPTY SEED HOPPERS. REQUIRES 90 LB MIN TO LIFT.

7100-249

19



20



21

 ANNUALLY

22

DECALS, PAINT AND MISCELLANEOUS

ROTATE KNURLED COLLAR
ON WRAP SPRING TIGHTENER
TO RELEASE SPRING
TENSION

7100-295

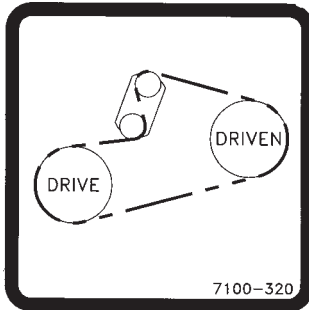
KINZE

3800

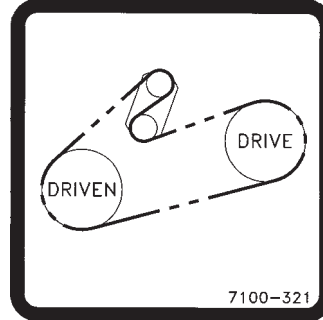
24

A A

25



26



27



28

DANGER

DANGER: THE TRANSPORT WHEELS ARE MOUNTED TO THE INSIDE FOR SHIPPING. MOUNT WHEELS TO THE OUTSIDE IMMEDIATELY AFTER UNLOADING. DO NOT UNFOLD PLANTER UNTIL TRANSPORT WHEELS ARE MOUNTED TO THE OUTSIDE. TIPPING MAY OCCUR DUE TO THE NARROWED WHEEL BASE.

7100-323

29


TRANSPORT

7100-327

30

KINZE

31



32



33



34



35



36

WARNING

DISCONNECT HYDRAULIC LINES FROM TRACTOR BEFORE REMOVING COVER.

SEE OPERATOR'S MANUAL FOR SERVICE INSTRUCTIONS.

7100-172

37

DANGER

ELECTRO-HYDRAULIC AUGER OPERATION. AUGER MAY AUTOMATICALLY START ANYTIME. DISCONNECT HYDRAULIC LINES FROM TRACTOR OR SHUTOFF TRACTOR ENGINE BEFORE SERVICING.

7100-319

38

DANGER

DO NOT RIDE ON EQUIPMENT

7100-265

39

DECALS, PAINT AND MISCELLANEOUS

ITEM	PART NO.	QTY.	DESCRIPTION
1.	G7100-42	4	Decal, Warning
2.	G7100-46	1	Decal, Warning
3.	G7100-56	1	Decal, Warning
4.	G7100-68	3	Decal, Warning
5.	G7100-89	2	Decal, Danger
6.	G7100-90	1	Decal, Warning
7.	G7100-110	-	Decal, Grease Weekly
8.	G7100-111	-	Decal, Oil Daily
9.	G7100-115	-	Decal, Warning (1 Per Granular Chemical Hopper)
10.	G7100-116	-	Decal, Grease Daily
11.	G7100-117	1	Decal, Danger
12.	G7100-153	-	Decal, Information (1 Per Brush-Type Seed Meter)
13.	G7100-192	-	Decal, Point Row Clutch Rotation
14.	G7100-217	-	Decal, Note
15.	G7100-219	-	Decal, Warning
16.	G7100-234	-	Decal, Bolt Torque
17.	G7100-247	-	Decal, Logo, 4 ³ / ₈ " x 4 ¹ / ₂ " (2 Per Row Unit)
	G7100-252	-	Decal, Logo, 3 ¹ / ₂ " x 3 ⁵ / ₈ " (Hopper Panel Extension)
18.	GD2199	1	SMV Sign
19.	G7100-249	-	Decal, Caution
20.	G7100-258	-	Reflective Decal, Red, 1 ¹ / ₂ " x 9", Rectangular (If Applicable)
	G7100-259	-	Reflective Decal, Amber, 1 ¹ / ₂ " x 9", Rectangular (If Applicable)
	G7100-260	-	Reflective Decal, Orange, 1 ¹ / ₂ " x 9", Rectangular (If Applicable)
21.	G7100-261	-	Reflective Decal, Red, 1 ³ / ₄ " x 9", Die-Cut (If Applicable)
	G7100-262	-	Reflective Decal, Amber, 1 ³ / ₄ " x 9", Die-Cut (If Applicable)
	G7100-263	-	Reflective Decal, Orange, 1 ³ / ₄ " x 9", Die-Cut (If Applicable)
22.	G7100-277	-	Decal, Grease Annually
23.	G7100-295	-	Decal, Spring Tension Release
24.	G7100-300	2	Decal, KINZE® 3800
25.	GD10057-01	-	Hose Identification Sleeve, Red AA
	GD10057-02	-	Hose Identification Sleeve, Red BB
	GD10057-03	-	Hose Identification Sleeve, Blue AA
	GD10057-04	-	Hose Identification Sleeve, Blue BB
	GD10057-05	-	Hose Identification Sleeve, Black AA
	GD10057-06	-	Hose Identification Sleeve, Black BB
26.	G7100-320	-	Decal, Transmission, R.H.
27.	G7100-321	-	Decal, Transmission, L.H.
28.	G7100-322	-	Reflective Decal, Orange-Red, 1 ¹ / ₂ " x 4"
29.	G7100-323	-	Decal, Danger, 24 Row 30"
30.	G7100-317	-	Decal, Transport
31.	G7100-310	-	Decal, KINZE®, 6 ¹¹ / ₁₆ " x 28 ⁵ / ₁₆ "
32.	GD1512	-	Tie Strap, 7 ¹ / ₂ "
	GD2117	-	Tie Strap, 14 ¹ / ₂ "
	GD1162	-	Tie Strap, 28"
	GD2984	-	Tie Strap, 34"
33.	GM0197	-	Operator & Parts Manual, Model 3800 (Mechanical Seed Metering)
34.	GR0146MPP	-	Powdered Graphite, Twenty-Four 1 Pound Containers
35.	GR0155MPP	-	Blue Paint, Twelve Aerosol Cans
36.	GR1570MPP	-	Talc Lubricant, Four 8 Pound Containers
37.	G7100-172	-	Decal, Warning
38.	G7100-319	-	Decal, Danger
39.	G7100-266	-	Decal, Danger

NUMERICAL INDEX

Part No.	Page	Part No.	Page	Part No.	Page
*A1018	P123	*A7612	P122, P124	G10008	P21, P25, P51, P69, P87, P91
*A1020	P120, P122, P124	*A7613	P121	G10009	P69
*A1022	P125	*A7614	P121, P123, P125	G10010	P7, P43, P45, P140
*A1029	P123	*A7615	P122, P124	G10011	P45, P139
*A1031	P123	*A8202	P125	G10012	P139, P149
*A1033	P123	*A8225	P123	G10013	P10, P149
*A1039	P123, P125	*A8226	P123, P125	G10014	P7, P20, P45, P49, P55, P67, P143, P145, P147
*A1055	P123, P125	*A8227	P122	G10015	P9
*A1057	P123, P125	*A8229	P123	G10016	P59, P61, P63, P65, P75, P78, P81
*A1079	P120	*A8230	P121, P123, P125	G10017	P39, P47, P51, P55, P59, P81, P89, P93, P135, P139, P149
*A1082	P123, P125	*A8231	P121, P123, P125, P127	G10018	P7, P9, P16
*A1086	P120	*A8234	P125	G10019	P17, P19, P23, P85, P149, P153, P155
*A1089	P125	*A8237	P120	G10020	P27, P30, P49
*A1090	P120	*A8242	P122, P124	G10021	P16, P30
*A1098	P123, P125	*A8243	P122, P124	G10022	P30, P137
*A1102	P121	*A8244	P124	G10023	P33, P83
*A1132	P121, P122, P124	*A8244	P124	G10025	P55, P69
*A11400	P127	*A8254	P120	G10026	P49, P65, P69, P149
*A11401	P127	*A8256	P124	G10027	P49, P55, P145, P147
*A11402	P127	*A8258	P124	G10028	P143
*A11415	P127	*A8260	P122	G10033	P41
*A11416	P127	*A8275	P127	G10036	P37
*A1192	P121, P122, P124	*A8276	P127	G10037	P49, P59, P73, P87, P91, P93
*A3111	P125	*A8277	P120, P122, P124	G10039	P39, P45, P67
*A3136	P120	*A8278	P120	G10040	P29
*A3139	P120, P125	*A8288	P127	G10042	P49
*A3149	P120	*A8289	P127	G10043	P20, P24, P49
*A3153	P123, P125	*A8290	P122	G10044	P143, P147
*A3154	P120, P123	*A8291	P124	G10045	P41
*A3158	P120, P122	A10250	P103	G10046	P24, P45, P47, P151
*A3159	P127	A10255	P106	G10047	P27, P71, P75, P78, P87, P91
*A3161	P120	A10361	P98	G10049	P21, P25, P55, P72, P83
*A3163	P123	A10365	P99	G10053	P75, P77, P81
*A3199	P123	A10369	P100	G10054	P57, P153
*A3206	P120	A10372	P102	G10055	P20, P24
*A3220	P120	A10759	P33	G10056	P143
*A3223	P123, P125	A11020	P107	G10058	P143
*A3224	P123	A11368	P98	G10061	P13
*A3225	P123, P125	A11372	P101	G10062	P75, P78
*A3228	P123, P125	A8775	P107	G10063	P73, P113, P114, P115
*A3236	P121, P123, P125	A8827	P99	G10064	P10, P16, P20, P25, P27, P135, P147
*A3242	P125	D13169	P105	G10069	P73, P117
*A3247	P120	D16973	P25	G10082	P25
*A3248	P121	G10001	P4, P9, P10, P16, P17, P19, P23, P29, P74, P75, P77, P136	G10096	P142, P145
*A3249	P120	G10002	P17, P33, P109, P111, P127, P139	G10100	P87
*A3257	P121	G10003	P3, P27, P35, P55, P75, P78, P153		
*A3258	P122, P124	G10004	P25, P55, P61, P63, P65, P71		
*A3259	P123, P125	G10005	P21, P45, P47, P148		
*A3260	P123	G10006	P9, P41		
*A3265	P125	G10007	P4, P5, P11, P45, P75, P78, P149		
*A3268	P120				
*A3269	P120				
*A3270	P124				
*A3271	P122				
*A3272	P124				
*A3273	P122				

NUMERICAL INDEX

Part No.	Page	Part No.	Page	Part No.	Page
G10101	P4, P10, P11, P35, P55, P61, P63, P65, P71, P72, P75, P78, P83, P97, P102, P136, P153, P155	G10152	P4, P9, P63, P148	G10230	P4, P7, P10, P11, P19, P20, P24, P47, P51, P69, P72, P75, P77, P78, P87, P91, P97, P141, P148, P149, P151
G10102	P9, P20, P29, P41, P45, P53, P67, P69, P81, P85, P89, P93, P94, P97, P135, P139, P143, P145, P147, P149	G10157	P55	G10231	P49, P51, P53, P55, P65, P69, P149
G10103	P35, P49, P55, P83, P135, P137, P147	G10159	P69, P95	G10232	P9, P16, P20, P24, P49, P70, P72, P139, P149
G10104	P4, P11, P19, P24, P51, P69, P72, P75, P77, P78, P97, P141, P148, P149, P151, P153	G10168	P85	G10233	P17, P70, P73, P74, P77, P81, P93, P95, P140
G10105	P49, P51, P53, P61, P63, P65, P69, P149	G10171	P9, P29	G10235	P71, P73
G10106	P9, P39, P70, P72	G10177	P141	G10237	P87
G10107	P9, P10, P21, P29, P37, P39, P45, P47, P63, P71, P87, P91, P139, P148, P149	G10183	P19, P23	G10239	P49, P59
G10108	P3, P13, P17, P27, P29, P33, P47, P49, P55, P67, P71, P73, P74, P75, P77, P78, P87, P91, P107, P109, P111, P113, P114, P115, P139, P143, P145, P147, P153	G10189	P49	G10243	P19, P23, P137
G10109	P7, P9, P10, P16, P29, P41, P43, P45, P55, P73, P85, P87, P91, P117	G10191	P61, P63, P65	G10253	P83
G10110	P16, P17, P19, P20, P23, P24, P25, P27, P29, P35, P81	G10194	P53	G10257	P34, P83
G10111	P10, P17, P25, P37, P39, P41, P45, P51, P55, P61, P63, P65, P67, P69, P73, P75, P77, P78, P81, P87, P89, P95	G10198	P57	G10278	P143, P145, P147, P151
G10112	P29, P45, P55, P57, P87, P91, P143, P145, P147	G10199	P87, P91, P95	G10283	P139
G10113	P91, P95	G10201	P3, P33	G10287	P143, P145, P147
G10130	P17, P70, P74, P77, P81	G10203	P27, P49, P55, P71, P83, P109, P111, P113, P114, P115, P143, P145, P147	G10292	P151
G10133	P10, P41, P43, P45	G10204	P5, P7, P140	G10301	P27, P29, P55, P67
G10139	P69	G10205	P21, P29, P45, P149	G10303	P9, P21, P25, P29, P70, P72
G10148	P143, P145, P147	G10206	P43, P49, P73, P75, P78, P81, P89, P93	G10304	P3
		G10207	P3	G10305	P17, P19, P23, P36
		G10209	P34, P35	G10306	P35, P139
		G10210	P3, P9, P10, P11, P13, P17, P33, P47, P67, P71, P153	G10308	P10, P36
		G10211	P27, P55, P129, P131, P137	G10309	P13, P19, P23
		G10213	P5, P43, P45	G10310	P35
		G10216	P7, P17, P25, P39, P53, P55, P59, P69, P87, P91, P143, P145, P147, P149	G10312	P3, P17, P33, P135
		G10217	P4, P51, P63, P139, P149	G10315	P9, P10, P35
		G10218	P29	G10318	P39, P153
		G10219	P9, P29, P139	G10323	P30
		G10221	P16, P87, P91, P117	G10325	P5, P33
		G10226	P51, P55, P59, P158	G10326	P3
		G10227	P35, P49, P83, P112, P116, P135, P137, P147	G10328	P5, P103, P104
		G10228	P7, P20, P29, P41, P47, P49, P53, P55, P59, P61, P63, P65, P67, P69, P81, P85, P87, P89, P91, P93, P94, P95, P97, P135, P139, P143, P145, P147, P149	G10330	P53
		G10229	P4, P10, P11, P17, P21, P25, P33, P35, P55, P61, P63, P65, P71, P75, P77, P78, P83, P97, P103, P104, P127, P136, P153	G10338	P7, P13
				G10348	P25, P41
				G10350	P157
				G10356	P87, P91
				G10362	P87, P91
				G10371	P41
				G10373	P57
				G10374	P83
				G10397	P87, P89, P95
				G10400	P45, P57
				G10401	P30
				G10403	P16, P17, P19, P20, P23, P24, P25, P29
				G10412	P4, P13
				G10418	P51

NUMERICAL INDEX

Part No.	Page	Part No.	Page	Part No.	Page
G10427	P5, P9	G10620	P3, P7, P13, P17, P19, P21, P23, P25, P33, P135, P140	G10809	P47, P55
G10430	P17, P70	G10621	P13, P19, P23, P30, P33, P36	G10844	P85
G10438	P3	G10622	P5, P16, P17, P19, P23, P25, P27, P29, P36, P109, P111	G10857	P55
G10448	P53	G10623	P143, P145, P147	G10859	P83
G10450	P139	G10625	P57	G10860	P71
G10452	P35	G10626	P143, P147, P151	G10864	P35
G10456	P75	G10628	P143, P145, P147	G10871	P55
G10457	P47, P55	G10629	P143, P145, P147	G10880	P17, P19, P20, P23, P24, P81
G10460	P47, P51, P55, P59, P69, P87, P91, P93, P95, P148, P158	G10634	P31	G10887	P151
G10462	P139	G10636	P53, P69	G10888	P143, P145, P147
G10463	P9	G10640	P7, P47, P49, P51, P53, P55, P57, P59, P61, P63, P65, P67, P69, P72, P87, P89, P91, P93, P94, P95, P98, P99, P100, P101, P107, P139	G10890	P71
G10464	P17, P70	G10641	P148	G10897	P143, P147
G10470	P30, P55	G10643	P45	G10900	P83
G10471	P57	G10644	P87, P91, P95	G10901	P143, P145, P147
G10477	P87, P91	G10660	P34	G10909	P25
G10485	P143, P145, P147	G10669	P3	G10912	P5
G10496	P73, P83	G10670	P33	G10913	P53
G10497	P83	G10674	P143, P145, P147, P151	G10917	P143, P145, P147, P151
G10500	P30	G10676	P143, P145	G10921	P34
G10501	P41, P71	G10681	P151	G10923	P17, P70, P74, P77, P81
G10503	P39, P43, P45	G10686	P155	G10924	P7
G10506	P158	G10687	P155	G10927	P137
G10523	P35	G10688	P78, P153	G10928	P109, P111, P137
G10527	P73, P75, P78, P81	G10690	P30	G10931	P137
G10529	P36	G10693	P153	G10932	P106
G10531	P31	G10722	P85, P89, P93, P95	G10939	P71, P102, P107
G10536	P39	G10722	P89, P93, P95	G10940	P7
G10541	P29	G10724	P85, P89, P93, P95	G10943	P112
G10543	P61, P63, P65	G10725	P85, P89, P93, P95	G10953	P51, P71
G10544	P85, P89, P93, P95	G10726	P57	G10958	P98, P99, P100, P101
G10546	P13, P34	G10732	P4	G10961	P140
G10551	P3	G10739	P147	G10967	P107
G10560	P75, P78	G10751	P13	G10972	P102, P103, P104, P106
G10567	P13, P33, P34	G10752	P13	G10974	P43, P45
G10570	P34	G10753	P143, P147	G10983	P107
G10572	P39	G10756	P49	G10984	P107
G10574	P37, P41, P45	G10757	P35, P137	G10991	P139
G10581	P17, P69, P73	G10758	P35, P137	G10995	P151
G10585	P39, P67, P81, P89, P95	G10764	P87, P91	G10996	P83, P116, P118, P119, P129
G10597	P39	G10765	P43, P45, P83	G10999	P15
G10599	P10, P11, P29, P143, P145, P147	G10770	P105	G11000	P24
G10602	P13, P17, P19, P23, P30, P31, P33, P34, P71	G10779	P47	G11007	P3
G10603	P30, P31	G10801	P9, P10	G11008	P3
G10604	P30	G10802	P51, P55	G11009	P30, P31
G10606	P127	G10804	P83	G11010	P45
G10610	P69			G11015	P3
G10615	P151			G11016	P105
G10616	P143, P145, P147			G11033	P15
G10619	P142, P145, P147, P151			G11034	P95
				G11035	P25
				G11042	P145, P147, P149

NUMERICAL INDEX

Part No.	Page	Part No.	Page	Part No.	Page
G11048	P47	G1K323	P136	G6400-L-08	P113
G11067	P109, P111, P113, P114, P115	G1K324	P71	G6400-L-10	P109, P111, P116
G11071	P53	G1K345	P10	G6402-10	P109, P111
G11073	P34, P81	G1K362	P137	G6408-08	P106, P109, P111, P112, P113, P116
G11075	P73	G1K363	P137	G6408-10	P109, P111
G11078	P73	G1K364	P137	G6408-H06-0	P109, P111, P112, P116
G11081	P69	G1K385	P35	G6500-08	P109, P111, P113, P116, P123, P125, P127
G11083	P151	G1K395	P129	G6500-10	P109, P111, P115, P116
G11095	P51	G1K396	P129	G6502-06	P121, P123, P125
G11097	P47	G2100-03	P17, P20, P24, P70, P73	G6502-08	P121, P123, P125
G11098	P43	G2500-84	P149	G6600-10	P109, P111
G11099	P47, P51, P107	G2603-08	P120, P123, P125	G6602-08	P123, P125
G11103	P73	G2603-10	P122, P124	G6801-06-08	P109, P111
G11105	P59	G2700-06-06	P121, P122, P124	G6801-08	P109, P111, P112, P113, P114, P115, P116, P120, P122, P124
G11108	P29, P87, P91	G2700-10	P109, P111	G6801-08-06	P122, P124
G11109	P89	G2701-08	P103, P104	G6801-L-08	P113, P114, P115
G11110	P87, P91	G2704-06	P121, P123, P125	G6801-LL-08	P109, P111
G11112	P131	G306-06	P121	G6802-08	P115
G11116	P139	G306-08	P103, P104, P121	G6803-08	P121, P122, P124
G11118	P71	G3200-62	P149	G6804-08	P122, P124
G11119	P71	G3303-114	P3, P34	G7100-110	P161
G11122	P29, P149	G3303-16	P3	G7100-111	P161
G11130	P55	G3303-98	P3	G7100-115	P161
G11132	P47	G3305-01	P36	G7100-116	P161
G11133	P97	G3310-108	P75, P77, P81	G7100-117	P161
G11134	P97	G3310-112	P17	G7100-153	P161
G11151	P31	G3310-168	P71	G7100-172	P161
G11153	P158	G3316-80	P73	G7100-192	P161
G11154	P158	G3317-16	P127	G7100-217	P161
G11165	P143, P145, P147	G3400-01	P17, P20, P24, P70, P73	G7100-219	P161
G11167	P21, P25, P87, P91	G4200-05	P143, P145	G7100-234	P161
G11174	P57	G4200-13	P147	G7100-247	P161
G11179	P55	G4201-02	P143, P147	G7100-249	P161
G11180	P19, P23	G4201-03	P145	G7100-252	P161
G11182	P16, P19, P23	G4205-10	P143, P145, P147, P151	G7100-258	P161
G11182	P16, P19, P23	G4206-01	P143, P145, P147	G7100-259	P161
G11192	P16	G4301-02	P151	G7100-260	P161
G11193	P143	G4301-04	P151	G7100-261	P161
G11197	P19, P23	G4301-08	P151	G7100-262	P161
G11203	P116	G6326X	P4	G7100-263	P161
G11205	P19, P23	G6400-06-08	P112, P121, P122, P124	G7100-266	P161
G11206	P19, P23	G6400-08	P106, P106, P111, P112, P113, P114, P115, P116, P117, P120, P122, P124	G7100-277	P161
G11207	P25	G6400-08-04	P103, P104	G7100-295	P161
G11209	P35	G6400-08-06	P122, P124	G7100-300	P161
G11226	P27	G6400-08-10	P127	G7100-310	P161
G1K248	P129, P133, P137	G6400-10	P109, P111	G7100-317	P161
G1K249	P137	G6400-10-08	P109, P111, P113, P114, P115	G7100-319	P161
G1K252	P129, P133, P137			G7100-320	P161
G1K267	P129, P137				
G1K268	P129, P137				
G1K274	P118, P119				
G1K275	P118				
G1K276	P119				
G1K320	P133, P137				
G1K321	P133, P137				
G1K322	P137				

NUMERICAL INDEX

Part No.	Page	Part No.	Page	Part No.	Page
G7100-321	P161	GA10279	P55	GA10395	P87, P91
G7100-322	P161	GA10280	P47	GA10396	P89, P93
G7100-323	P161	GA10281	P49	GA10397	P89, P93
G7100-42	P161	GA10282	P49, P55	GA10398	P95
G7100-46	P161	GA10287	P59	GA10399	P95
G7100-56	P161	GA10291	P135	GA10400	P87
G7100-68	P161	GA10297	P135	GA10401	P91
G7100-89	P161	GA10307	P129	GA10404	P61
G7100-90	P161	GA10308	P129	GA10409	P89, P93, P95
G7566X	P11	GA10309	P129	GA10410	P107
G7848X	P129	GA10310	P129	GA10413	P65
GA0167	P85, P89, P93, P95	GA10315	P133	GA10414	P65
GA0241	P148	GA10316	P133	GA10420	P47
GA0243	P85, P89, P93, P95	GA10317	P133	GA10421	P49
GA0245	P85, P89, P93, P95	GA10318	P133	GA10426	P95
GA0251	P149	GA10319	P133	GA10436	P89
GA0252	P149	GA10320	P129	GA10445	P89
GA0257	P85, P89, P93, P95	GA10321	P129	GA10452	P133
GA0262	P149	GA10323	P133	GA10455	P55
GA0378	P17, P70	GA10324	P133	GA10456	P59
GA0530	P57	GA10325	P133	GA10457	P89, P93, P95
GA0531	P57	GA10326	P133	GA10458	P89, P93, P95
GA0532	P57	GA10327	P133	GA10466	P55
GA0547	P149	GA10328	P129	GA10468	P97
GA0895	P69	GA10329	P129	GA10483	P49
GA0899	P85, P89, P93, P95	GA10334	P133	GA10493	P87, P91
GA10036	P140	GA10335	P133	GA10494	P89
GA10037	P140	GA10336	P133	GA10496	P95
GA10054	P83	GA10337	P133	GA10503	P55
GA10137	P13	GA10338	P133	GA10504	P55
GA10139	P53	GA10343	P51	GA10507	P94
GA10151	P13	GA10346	P47	GA10509	P143, P145
GA10155	P13	GA10352	P65	GA10510	P143, P147
GA10157	P3	GA10353	P65	GA10553	P53
GA10173	P70	GA10355	P148	GA10571	P135
GA10192	P131	GA10356	P143	GA10572	P135
GA10194	P129	GA10357	P143	GA10575	P137
GA10195	P131	GA10358	P143	GA10576	P135
GA10201	P142, P145	GA10359	P98, P101	GA10584	P55
GA10206	P129	GA10362	P98	GA10595	P55
GA10210	P47	GA10363	P99	GA10601	P137
GA10221	P49	GA10366	P99	GA10621	P148
GA10242	P103, P104	GA10367	P100	GA10623	P106
GA10243	P104	GA10370	P98, P100	GA10632	P112
GA10245	P104	GA10373	P102	GA10645	P117
GA10246	P104	GA10375	P94	GA10646	P139
GA10248	P103	GA10376	P95	GA10647	P139
GA10251	P103	GA10378	P63	GA10663	P143, P145, P147
GA10253	P106	GA10382	P95	GA10682	P129
GA10256	P106	GA10383	P93	GA10683	P129
GA10269	P49	GA10384	P93	GA10684	P129
GA10271	P47	GA10385	P93	GA10685	P129
GA10275	P67	GA10386	P93	GA10686	P129
GA10276	P67	GA10391	P89	GA10704	P139
GA10277	P67	GA10392	P93	GA10705	P139
GA10278	P67	GA10394	P87, P91	GA10714	P106

NUMERICAL INDEX

Part No.	Page	Part No.	Page	Part No.	Page
GA10720	P93	GA11255	P4	GA11506	P131
GA10743	P65	GA11256	P75, P77	GA11507	P131
GA10858	P158	GA11257	P75, P77	GA11513	P17
GA10859	P158	GA11258	P75, P77	GA11515	P17
GA10894	P149	GA11262	P55	GA11517	P20
GA10901	P137	GA11263	P55	GA11518	P20
GA10902	P89	GA11264	P55	GA11531	P19
GA10907	P149	GA11265	P57	GA11532	P23
GA10908	P149	GA11266	P57	GA11536	P29
GA10923	P141	GA11267	P83	GA11537	P29
GA10940	P137	GA11268	P83	GA11538	P19, P23
GA10987	P116	GA11276	P69	GA11539	P19, P23
GA11015	P67	GA11277	P57	GA11540	P19, P23
GA11016	P67	GA11278	P57	GA11541	P19, P23
GA11021	P107	GA11279	P70	GA11548	P19, P23
GA11025	P67	GA11280	P70	GA11549	P20
GA11026	P67	GA11281	P70	GA11550	P20
GA11027	P67	GA11285	P71	GA11551	P20
GA11028	P67	GA11287	P71	GA11552	P20
GA11039	P137	GA11297	P72	GA11555	P19, P23
GA11063	P143, P147	GA11299	P133	GA11556	P19, P23
GA11064	P143, P145	GA11307	P63	GA11562	P19, P23
GA11066	P87, P91, P131	GA11308	P63	GA11563	P19, P23
GA11078	P47	GA11311	P73	GA11575	P20, P24
GA11079	P47	GA11312	P73	GA11579	P27
GA11082	P47	GA11323	P63	GA11580	P19, P23
GA11083	P47	GA11324	P63	GA11581	P19, P23
GA11112	P57	GA11348	P131	GA11582	P20
GA11169	P81	GA11353	P55	GA11583	P20
GA11174	P53	GA11355	P29	GA11584	P16
GA11185	P145	GA11356	P29	GA11585	P17
GA11186	P80	GA11360	P116	GA11587	P27
GA11187	P80	GA11361	P83	GA11599	P145
GA11199	P57	GA11362	P83	GA11607	P147
GA11206	P55	GA11363	P83	GA11608	P145, P147
GA11207	P55	GA11364	P83	GA11613	P15
GA11210	P51	GA11365	P116	GA11615	P27
GA11215	P51	GA11367	P98	GA11616	P27
GA11219	P59	GA11371	P101	GA11617	P27
GA11220	P59	GA11374	P98	GA11619	P83
GA11225	P61	GA11375	P17	GA11620	P83
GA11226	P61	GA11376	P131	GA11623	P16
GA11227	P53	GA11377	P131	GA11624	P16
GA11235	P73	GA11378	P131	GA11625	P16
GA11236	P73	GA11381	P27	GA11626	P17
GA11237	P73	GA11385	P51	GA11627	P17
GA11238	P73	GA11387	P131	GA11628	P19, P23
GA11239	P73	GA11389	P16	GA11629	P19, P23
GA11240	P73	GA11390	P16	GA11630	P20
GA11241	P73	GA11391	P16	GA11631	P20
GA11242	P73	GA11393	P17	GA11632	P20
GA11243	P73	GA11394	P73	GA11633	P20
GA11244	P73	GA11395	P16	GA11634	P55
GA11245	P73	GA11396	P16	GA11635	P27
GA11249	P59	GA11399	P145	GA11636	P29
GA11250	P59	GA11502	P131	GA11637	P29

NUMERICAL INDEX

Part No.	Page	Part No.	Page	Part No.	Page
GA11638	P29	GA2014	P5, P9, P39, P41, P43, P45	GA6109	P128
GA11639	P29			GA6147	P137
GA11640	P29	GA2018	P30	GA6154	P153
GA11667	P67	GA2019	P30	GA6168	P31
GA11670	P67	GA2020	P30	GA6171	P7, P9, P10, P140
GA11684	P21, P25	GA2054	P9	GA6182	P31
GA11705	P20, P24	GA2068	P71	GA6184	P31
GA11706	P20, P24	GA2075	P35	GA6187	P31
GA11708	P24	GA2094	P36	GA6434	P10
GA11709	P24	GA2142	P69	GA6478	P31
GA11710	P24	GA2147	P69	GA6527	P151
GA11711	P24	GA2148	P69	GA6597	P10
GA11712	P24	GA2180	P4	GA6618	P9
GA11713	P24	GA2528	P129	GA6619	P9
GA11714	P24	GA2558	P69	GA6620	P9
GA11715	P24	GA2559	P149	GA6633	P31
GA11716	P25	GA2612	P129, P131	GA6733	P9
GA11717	P25	GA2660	P143, P145, P147	GA6741	P35
GA11718	P25	GA3407	P112, P117	GA6801	P9
GA11719	P25	GA3413	P109, P111	GA6832	P41
GA11720	P25	GA3552	P71	GA6833	P41
GA11721	P24	GA3553	P71	GA6834	P41
GA11722	P24	GA3584	P109, P111, P128	GA6838	P41
GA11723	P24	GA3893	P151	GA6907	P35
GA11724	P24	GA4444	P33	GA6975	P129, P131
GA11725	P25	GA4722	P53	GA6977	P129, P131
GA11726	P25	GA4723	P53	GA6978	P129, P131
GA11727	P25	GA4729	P53	GA7051	P78
GA11728	P25	GA4976	P142, P147, P151	GA7052	P78
GA11729	P24	GA5106	P17, P74, P77, P81	GA7137	P83
GA11730	P25	GA5108	P17	GA7154	P17, P75, P78, P81
GA11731	P25	GA5116	P73, P75, P77, P80	GA7255	P31
GA11732	P25	GA5121	P51, P69	GA7271	P43
GA11733	P25	GA5122	P69	GA7372	P71
GA11743	P147	GA5164	P17	GA7376	P69
GA11759	P139	GA5165	P17	GA7399	P129
GA11760	P139	GA5202	P75, P77, P81	GA7409	P69
GA11763	P17	GA5531	P122, P124	GA7412	P43
GA11774	P127	GA5600	P136	GA7434	P53, P57, P69
GA11775	P29	GA5625	P37	GA7445	P43, P45
GA11778	P20, P25	GA5651	P4	GA7446	P41, P43, P45
GA11906	P131	GA5654	P39, P41, P43, P45	GA7572	P70
GA11964	P75, P78	GA5698	P31	GA7849	P137
GA12114	P81	GA5699	P31	GA7851	P137
GA12127	P65	GA5715	P39	GA7852	P137
GA12128	P65	GA5718	P39	GA7853	P137
GA12171	P131	GA5719	P39	GA7854	P137
GA12173	P131	GA5794	P31	GA7855	P137
GA1676	P85	GA5795	P31	GA7856	P129, P131, P136
GA1677	P85	GA5796	P31	GA7858	P136
GA1678	P85	GA5834	P31	GA7859	P137
GA1679	P85	GA5853	P85	GA7862	P128
GA1720	P4	GA5982	P31	GA7863	P128
GA2007	P13	GA6027	P31	GA7949	P7
GA2012L	P5	GA6038	P31	GA7975	P7
GA2012R	P5	GA6108	P129	GA7976	P7

NUMERICAL INDEX

Part No.	Page	Part No.	Page	Part No.	Page
GA8001	P81	GA9978	P137	GD0914-21	P74, P77
GA8022	P137	GA9979	P137	GD0914-218	P78
GA8026	P136	GB0110	P30	GD0914-228	P78
GA8046	P137	GB0111	P30	GD0914-30	P74
GA8047	P129, P137	GB0115	P34	GD0914-36	P77
GA8130	P102	GB0116	P34	GD0914-46	P74
GA8322	P10	GB0120	P30	GD0914-48	P77
GA8324	P5	GB0186	P4	GD0914-60	P77
GA8326	P34	GB0196	P149	GD0914-68	P75, P81
GA8328	P133	GB0212	P47	GD0914-76	P77
GA8329	P133	GB0213	P139	GD0914-78	P81
GA8343	P30	GB0218	P4, P13, P20, P24, P45, P71, P87, P91, P148	GD10036	P4
GA8364	P34			GD10057-01	P161
GA8371	P33			GD10057-02	P161
GA8393	P83	GB0230	P55	GD10057-03	P161
GA8603	P37, P45, P139	GB0234	P55	GD10057-04	P161
GA8641	P37, P45	GB0239	P9, P10	GD10057-05	P161
GA8731	P129	GB0254	P10	GD10057-06	P161
GA8760	P43	GB0265	P3	GD10063	P51
GA8768	P143, P145, P147	GB0266	P3	GD10102	P83
GA8828	P99	GB0267	P3	GD10103	P83
GA8831	P99	GB0268	P9, P10	GD10104	P83
GA8877	P140	GB0274	P3	GD10123	P83
GA8931	P156	GB0276	P7	GD10126	P75, P77
GA8983	P139	GB0278	P13, P34	GD10226	P30
GA9068	P83	GB0282	P10	GD10243	P129
GA9088	P89, P93	GB0283	P17, P20, P24	GD1026	P3, P33, P71
GA9097	P109, P111, P131	GB0285	P3	GD10283	P85
GA9098	P131	GB0301	P5	GD1033	P3
GA9131	P45	GB0312	P15	GD10356	P75, P77, P78, P81
GA9144	P137	GB0314	P13	GD1039	P30
GA9145	P87, P91	GB0322	P139	GD1041	P30
GA9205	P105	GB0323	P139	GD1042	P30
GA9306	P57	GB0331	P13	GD10473	P5, P9
GA9315	P57	GB0332	P51	GD10510	P83
GA9407	P157	GB0343	P139	GD10519	P43, P45
GA9437	P139	GB0355	P51	GD10526	P43
GA9472	P140	GB0356	P51	GD10552	P41, P43, P45
GA9481	P129	GB0357	P51	GD1059L	P33
GA9510	P113, P114, P115	GB0365	P141	GD1059R	P33
GA9544	P53	GB0366	P4	GD1060	P33
GA9547	P15	GB0370	P141	GD1061	P34
GA9712	P148	GD0453-07	P89, P94	GD1063	P34
GA9714	P14	GD0740	P67, P81	GD1065	P3
GA9843	P17	GD0746	P85	GD10705	P13
GA9844	P45	GD0752-53	P55	GD10733	P30
GA9845	P45	GD0831	P149	GD10777	P143, P145, P147
GA9846	P71	GD0840	P85, P89, P93, P95	GD1083	P30
GA9857	P136	GD0844	P149	GD1085	P10
GA9861	P45	GD0914-10.5	P77	GD1086	P7
GA9862	P45	GD0914-108.5	P75	GD10867	P3
GA9864	P45	GD0914-13.5	P74, P77	GD10963	P35
GA9865	P45	GD0914-132	P77	GD10984	P35
GA9877	P69	GD0914-156	P75, P77, P78	GD10991	P7
GA9954	P131	GD0914-166	P78	GD10993	P3
GA9965	P131	GD0914-20	P77	GD11001	P3

NUMERICAL INDEX

Part No.	Page	Part No.	Page	Part No.	Page
GD11017	P5	GD11950	P107	GD14170	P45
GD11045	P17, P70, P74, P77, P81	GD11953	P140	GD14217	P4
GD11089	P129, P133, P137	GD11954	P140	GD14233	P107
GD1109	P9, P10	GD11962	P3, P33	GD14257	P17
GD11120	P83	GD11963-03	P27	GD14413	P73
GD11122	P31	GD11993	P137	GD14414	P73
GD11123	P143, P145, P147	GD12132	P15	GD14429	P73
GD1114	P4, P75, P77, P97, P151	GD12239	P106	GD14430	P73
GD1115L	P35	GD12507	P100	GD14431	P73
GD1115R	P35	GD12510	P107	GD14432	P73
GD1116	P35	GD12511	P107	GD14512	P83
GD11169	P137	GD12522	P98, P102, P106	GD14513	P83
GD11170	P137	GD12534	P41	GD14528	P117
GD1118	P35	GD12539	P107	GD14559	P20
GD11219	P33	GD12543	P53, P69	GD14562	P47, P63
GD11239	P13, P33, P34	GD1255	P17, P70	GD14562	P63
GD11240	P34	GD1256	P17, P70	GD14563	P59, P61, P63, P65
GD11259	P3, P5	GD12597	P103, P104	GD14564	P63
GD11279	P14	GD12613	P89, P95	GD14565	P59
GD11286	P30	GD12670	P103, P104	GD14640	P131
GD11297	P34	GD12672	P103, P104	GD14645	P143
GD11305	P33	GD12676	P139	GD14649	P139
GD11306	P5	GD12677	P139	GD14651	P139
GD11311	P30	GD12679	P139	GD14659	P35
GD11313	P11	GD12723	P135	GD14660	P131
GD1132	P39, P41, P43, P45	GD12724	P135	GD14671	P141
GD11394-23	P17	GD12725	P135	GD14672	P139
GD11395	P17, P20, P24	GD12726	P83, P128	GD14673	P139
GD11413	P13, P34	GD12790	P55	GD14674	P39, P43, P158
GD11422	P4	GD12797-01	P15	GD14812	P47
GD11423	P7, P140	GD12797-04	P15	GD14840	P47
GD11424	P33	GD12797-07	P15	GD14841	P49
GD1143	P36	GD12797-11	P15	GD14842	P49
GD1144	P36	GD12817	P45, P139	GD14843	P49
GD1145	P36	GD12826	P45	GD14897	P98, P101
GD11453	P7	GD12827	P45	GD14898	P98, P101
GD11474	P137	GD12829	P45	GD14901	P99
GD11490	P69	GD13110	P13	GD14902	P99
GD11508	P11	GD13170	P105	GD14907	P100
GD11509	P11	GD13171	P105	GD14908	P102
GD11528	P30	GD13172	P105	GD14910	P102
GD11557	P139	GD13173	P105	GD14915	P103, P104
GD11558	P139	GD13309	P140	GD14922	P109, P111
GD1162	P161	GD13328	P149	GD14923	P109, P111
GD11652	P37, P45	GD13361	P3	GD14925	P113, P114, P115
GD1166	P148	GD13400	P105	GD14926	P51
GD11677	P37	GD13401	P69	GD14941	P51
GD11695	P69	GD13412	P15	GD14987	P135
GD11700	P151	GD13524-01	P127	GD15041	P55
GD11747	P14	GD13530	P15	GD15042	P55
GD11751	P102	GD13575-05	P27	GD15045	P51
GD11787	P30	GD1359	P57	GD15046	P51
GD11845	P3, P5, P9	GD1360	P57	GD15047	P51
GD11926	P99	GD13740	P57	GD15048	P59
		GD13744	P149	GD15049	P59
		GD14089	P107	GD15051	P51

NUMERICAL INDEX

Part No.	Page	Part No.	Page	Part No.	Page
GD15064	P65	GD15605	P142, P145, P147	GD16393	P55
GD15065	P65	GD15623	P106	GD16394	P55
GD15066	P61, P63	GD15624	P49	GD16399-01	P15
GD15067	P59	GD15634	P109, P111	GD16400	P16, P17, P19, P20, P23, P24, P25
GD15068	P59	GD15649	P95	GD16401	P16, P17, P19, P20, P23, P24, P25
GD15069	P59	GD15664	P55	GD16405	P75
GD15070	P59	GD15668	P49	GD16417	P74, P77
GD15072	P59	GD15669	P49	GD16437	P71
GD15074	P61, P63, P65	GD15674	P49	GD16438	P71
GD15100	P47	GD15675	P49	GD16439	P73
GD15109	P63	GD15677	P55	GD16440	P73
GD15110	P61, P63, P65	GD15679	P55	GD16446	P73
GD15114	P75, P77	GD15698	P30	GD16447	P73
GD1512	P161	GD15699	P31	GD16448	P73
GD15131	P87, P89, P91, P93	GD15703	P143, P145	GD16449	P73
GD15140	P87, P91	GD15706	P143, P147	GD16450	P77
GD15169	P51	GD15719	P63	GD16451	P77
GD15170	P51	GD15720	P63	GD16466	P20, P75, P77
GD15172	P51	GD15725	P47	GD16467	P20, P75, P77
GD15187-01	P109, P111	GD15742	P87, P91	GD16478	P143, P147
GD15192	P87, P91	GD15747	P13	GD16479	P143, P147
GD15193	P87, P91	GD15774	P106	GD16489	P127
GD15194	P87, P91	GD15780	P49	GD16490	P127
GD15226	P139	GD15783	P55	GD16500	P116
GD15227	P87, P91	GD15784	P97	GD16530	P29
GD15228	P87, P91	GD15796	P49	GD16535	P17
GD15229	P89, P95	GD15929	P158	GD16537	P127
GD15230	P93	GD15939	P158	GD16538	P127
GD15231	P95	GD15968	P135	GD16539	P17
GD15232	P95	GD15970	P3	GD16540	P17
GD15233	P93	GD16058	P57	GD16542	P17
GD15234	P93	GD16060	P107	GD16547	P17
GD15235	P67, P89, P95	GD16130	P112	GD16550	P17
GD15282	P61, P63, P65	GD16146	P109, P111	GD16556	P20, P24
GD15283	P29, P87, P91	GD16147	P107	GD16572	P147
GD15285	P61, P63, P65	GD16175	P87, P91	GD16601	P21
GD15290	P89, P95	GD16184	P107	GD16602	P21
GD15369	P51	GD16189	P143, P145, P147	GD16620	P23
GD15406	P53	GD16210	P143, P145, P147	GD16631	P20
GD15450	P49	GD16226	P47	GD16634	P19, P23
GD15451	P49	GD16227	P47	GD16672	P19, P23
GD15472	P143	GD16245	P3	GD16674	P19, P23
GD15473	P143	GD16303	P47	GD16675	P19, P23
GD15474	P143	GD16320	P19	GD16680	P21, P25
GD15475	P143	GD16355-01	P81	GD16691	P27
GD15483	P151	GD16355-02	P81	GD16692	P27
GD15489	P89, P93, P95	GD16355-03	P81	GD16693	P27
GD15492	P55	GD16356	P29	GD16694	P27
GD15532	P71	GD16362	P75, P78	GD16701	P21, P25
GD15538	P71	GD16362	P81	GD16705	P17
GD15545	P97	GD16370	P73	GD16707	P17
GD15552	P97	GD16385-04	P20	GD16731	P145, P147
GD15560	P97	GD16385-07	P24	GD16732	P145
GD15568	P139	GD16385-08	P24	GD16733	P145, P147
GD15582	P135	GD16388	P55		
GD15600	P139	GD16392	P55		

NUMERICAL INDEX

Part No.	Page	Part No.	Page	Part No.	Page
GD16751	P147	GD3860	P129, P131	GD8751	P136
GD16766	P16	GD3951	P143, P145, P147	GD8770	P136
GD16778	P29	GD4086	P121, P123, P125,	GD8771	P136
GD16779	P29		P127	GD8778	P31
GD16786	P49	GD4700	P71	GD9093	P55
GD16787	P49	GD4701	P71	GD9120	P10
GD16788	P20, P24	GD4743	P89, P93, P97	GD9254	P37, P45
GD16887	P67	GD4887-10	P17	GD9290	P9
GD16913	P20, P24	GD5625	P61, P63, P65	GD9305	P9
GD16942	P147	GD5841	P51, P69	GD9529	P83, P118, P119, P128
GD16943	P147	GD5857	P41, P55, P71, P72,	GD9530	P83, P118, P119, P128
GD16944	P147		P75, P78, P137	GD9562	P9
GD16957	P25	GD5875	P87, P91	GD9667	P83
GD16972	P25	GD5892	P55	GD9671	P83
GD16979	P27	GD5900-19	P107	GD9672	P83
GD16982	P19, P23	GD5900-20	P93	GD9715	P41
GD16983	P19, P23	GD5900-21	P93	GD9720	P41
GD17002	P17	GD5956	P99	GD9724	P41, P43, P45
GD17006	P139	GD6291	P129, P136	GD9896	P129
GD17039	P51, P141	GD6501	P30	GM0197	P161
GD17051	P75, P78	GD6551	P75, P77, P80	GR0146MPP	P161
GD17094	P75, P78	GD6775	P71	GR0150	P85, P89, P93, P95
GD17095	P75, P78	GD7079	P53	GR0151	P85, P89, P93, P95
GD17100	P81	GD7089	P53	GR0155MPP	P161
GD17180	P65	GD7127	P73	GR0190	P149
GD17308	P27	GD7137	P47, P55	GR0191	P57
GD17309	P27	GD7145	P20, P135	GR0192	P57
GD1755	P31	GD7148	P34	GR0193	P91
GD1862	P143, P145, P147	GD7258	P34	GR0195	P149
GD18706	P17	GD7318	P3	GR0196	P3, P34
GD1908	P4	GD7426	P71	GR0200	P149
GD2117	P15, P161	GD7639	P137	GR0204	P149
GD2199	P49, P161	GD7803	P37, P45	GR0267	P149
GD2423	P35	GD7804	P37, P45	GR0270	P69
GD2460	P36	GD7805	P4, P10, P13, P20,	GR0367	P91
GD2548-104	P71		P24, P39, P57, P69,	GR0375	P91
GD2548-16	P81		P71, P72, P87, P91,	GR0434	P69
GD2548-93	P71		P140, P148, P149	GR0508	P147
GD2558	P47, P71, P73, P149	GD7817-01	P39	GR0513	P147
GD2597	P85, P89, P93, P95	GD7817-04	P39	GR0528	P53
GD2681	P148	GD7817-05	P149	GR0531	P53
GD2721	P89, P94	GD7823	P39	GR0586	P137
GD2829	P129, P131	GD7831	P149	GR0594	P137
GD2947	P35	GD7864	P53	GR0761	P118
GD2962	P17	GD7878	P31	GR0763	P118
GD2971-09	P47, P55	GD7889	P39	GR0764	P109, P111, P112,
GD2971-10	P33	GD7890	P39		P118, P119
GD2971-15	P55	GD8175	P72	GR0880	P151
GD2984	P161	GD8188	P67	GR0881	P151
GD3180-10	P47	GD8237	P31	GR0882	P151
GD3180-12	P9	GD8249	P4	GR0883	P151
GD3180-29	P21, P25	GD8307	P39	GR0912	P17, P71, P75,
GD3612	P3	GD8460	P10		P77, P81
GD3622	P143, P145, P147	GD8739	P129	GR1005	P147
GD3623	P143, P145, P147	GD8740	P129	GR1006	P147
GD3737	P47	GD8741	P129	GR1015	P142, P147, P151

NUMERICAL INDEX

Part No.	Page	Part No.	Page	Part No.	Page
GR1016	P142, P147, P151	GR1290	P129, P131	GR1630	P107
GR1017	P142, P145, P147, P151	GR1292	P129, P131	GR1631	P136
GR1018	P142, P147, P151	GR1293	P78	GR1632	P136
GR1019	P142, P147, P151	GR1294	P78, P81	GR1635	P109, P111, P113, P114, P115, P131
GR1037	P106, P109, P111, P112, P113, P114, P115, P116, P117, P120, P121, P122, P124	GR1295	P78, P81	GR1681	P57
GR1045	P109, P111, P112, P116, P122, P124	GR1296	P78	GR1686	P142, P145
GR1100	P153	GR1297	P78	GR1688	P98, P101
GR1102	P153	GR1298	P78	GR1689	P99
GR1104	P153	GR1300	P81	GR1690	P100
GR1105	P153	GR1301	P78, P81	GR1691	P102, P106
GR1106	P153	GR1303	P83	GR1702	P142, P145
GR1107	P153	GR1304	P83	GR1707	P135
GR1108	P153	GR1305	P83	GR1708	P142, P145
GR1109	P153	GR1306	P83	GR1731	P135
GR1110	P153	GR1321	P119	GR1732	P135
GR1111	P153	GR1322	P119	GR1733	P135
GR1112	P153	GR1327	P30	GR1739	P142, P145
GR1114	P153	GR1352	P81	GR1741	P81
GR1116	P153	GR1363	P129, P131	GR1743	P73
GR1118	P153	GR1364	P129, P131	GR1748	P116
GR1119	P153	GR1365	P81	GR1756	P116
GR1120	P153	GR1377	P81	GR1757	P98
GR1122	P153	GR1391	P137	GR1761	P137
GR1123	P153	GR1393	P137	GR1762	P137
GR1124	P155	GR1414	P137	GR1764	P137
GR1125	P155	GR1415	P137	GR1766	P145
GR1127	P155	GR1435	P147	GR1767	P145
GR1129	P155	GR1465	P103, P104	GR1768	P145
GR1130	P155	GR1466	P109, P111, P116, P127	GR1769	P145
GR1132	P155	GR1487	P30		
GR1133	P155	GR1515	P117		
GR1134	P155	GR1517	P106, P112		
GR1135	P155	GR1522	P99		
GR1136	P155	GR1529	P107		
GR1137	P155	GR1533	P156		
GR1140	P155	GR1535	P156		
GR1142	P155	GR1540	P156		
GR1143	P155	GR1541	P156, P157		
GR1144	P155	GR1542	P156, P157		
GR1145	P155	GR1543	P156, P157		
GR1146	P149	GR1544	P156		
GR1147	P153	GR1545	P156		
GR1148	P153	GR1552	P103, P104		
GR1165	P153	GR1557	P78		
GR1166	P153	GR1559	P157		
GR1167	P153	GR1561	P157		
GR1168	P153	GR1566	P157		
GR1169	P98	GR1567	P157		
GR1173	P153, P155	GR1568	P157		
GR1208	P135	GR1569	P30		
		GR1570MPP	P161		
		GR1571	P147		
		GR1574	P157		
		GR1598	P105		
		GR1629	P137		