

PARTS LIST INDEX

ROW UNIT

15" Seed Opener Disc Blade/Bearing Assembly And Scrapers	P5
Brush-Type Seed Meter	P15
Coulter Mounted Residue Wheels	P28
Covering Discs/Single Press Wheel	P8
Drag Closing Attachment	P11
Finger Pickup Seed Meter	P14
Frame Mounted Coulter W/Residue Wheels	P30
Gauge Wheels	P6
Granular Chemical Banding Options	P19
Granular Chemical Hopper And Hopper Panel Extension	P16
Granular Chemical Meter And Meter Drive	P18
Hopper Support And Meter Drive	P12
Interplant® Push Row Unit	P32
Parallel Arms, Mounting Support Plate And Quick Adjustable Down Force Springs	P4
Row Unit Mounted Bed Leveler	P22
Row Unit Mounted Disc Furrower	P24
Row Unit Mounted No Till Coulter	P21
Row Unit Mounted Residue Wheel	P26
Seed Hopper And Lid	P13
Shank Assembly, Seed Tube And Depth Adjustment	P2
Spring Tooth Incorporator	P20
"V" Closing Wheels	P10

BASE MACHINE

Contact Drive Wheel And Arm Assembly	P38
Cylinders	P50
Driveline	P40
Electrical Components And SMV Sign	P62
Hitch And Frame Assembly	P34
Hydraulic Systems	P56
Row Marker Assemblies	P44
Row Marker Sequencing/Flow Control Valve	P54
Row Marker Spindle/Hub/Blade	P48
Safety Chain	P34
Seed Rate Transmission Assembly	P42
Transport And Ground Drive Wheel Assembly	P36

ELECTRONIC SEED MONITOR

KPM I/KPM II Stack-Mode Electronic Seed Monitor	P64
---	-----

INTERPLANT® PACKAGE

Interplant® Push Row Unit	P34
Interplant® Push Row Unit Drive	P66
Interplant® Self-Leveling Hitch Extension	P68

FERTILIZER

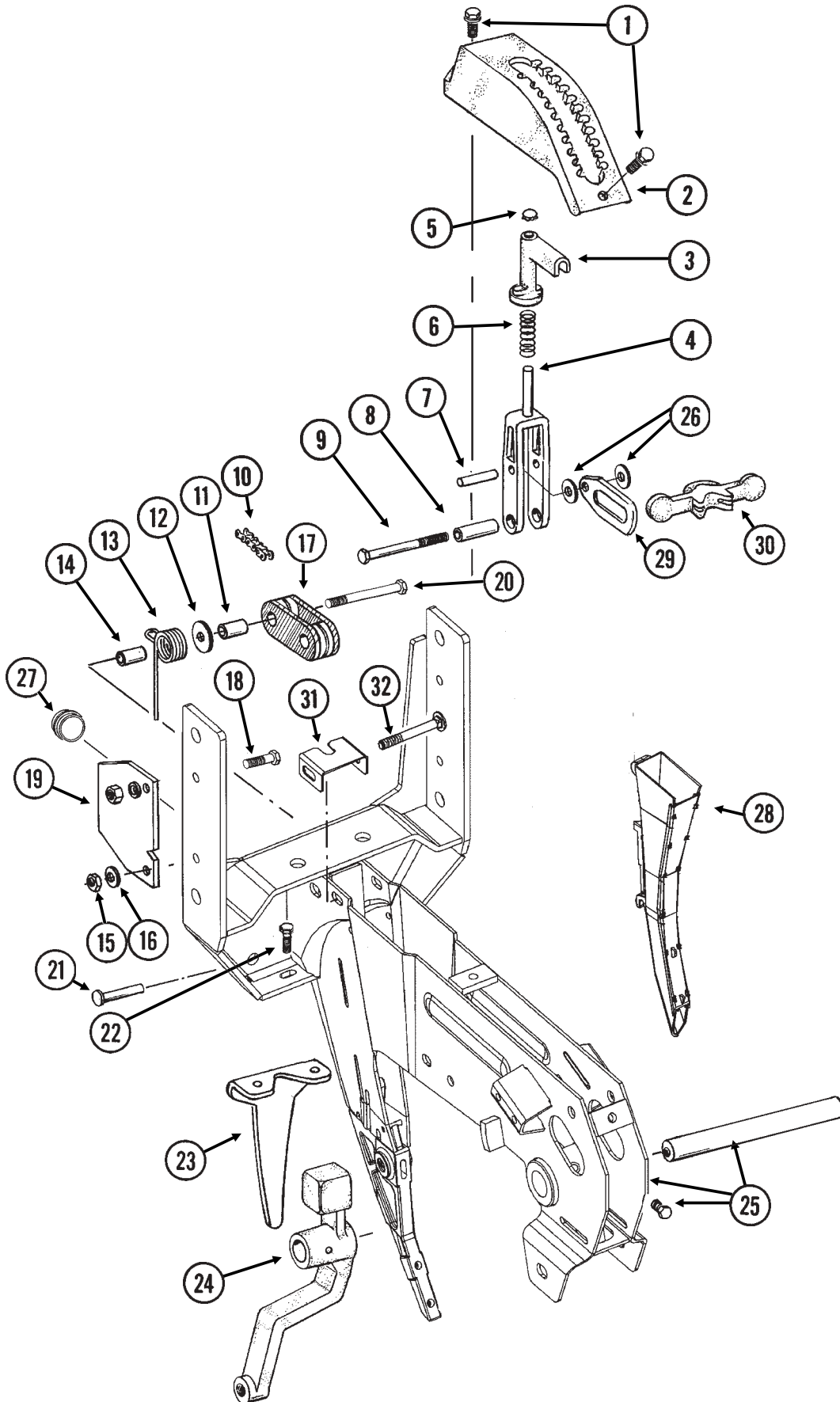
Dry Fertilizer	P82
Fertilizer Opener Mounting Bar (Double Disc And Notched Single Disc Fertilizer Openers)	P81
Fertilizer Openers And Attachments	P70
Liquid Fertilizer	P88

Decals, Paint And Miscellaneous	P103
---------------------------------------	------

Numerical Index	a
-----------------------	---

SHANK ASSEMBLY, SEED TUBE AND DEPTH ADJUSTMENT

(METR29c)

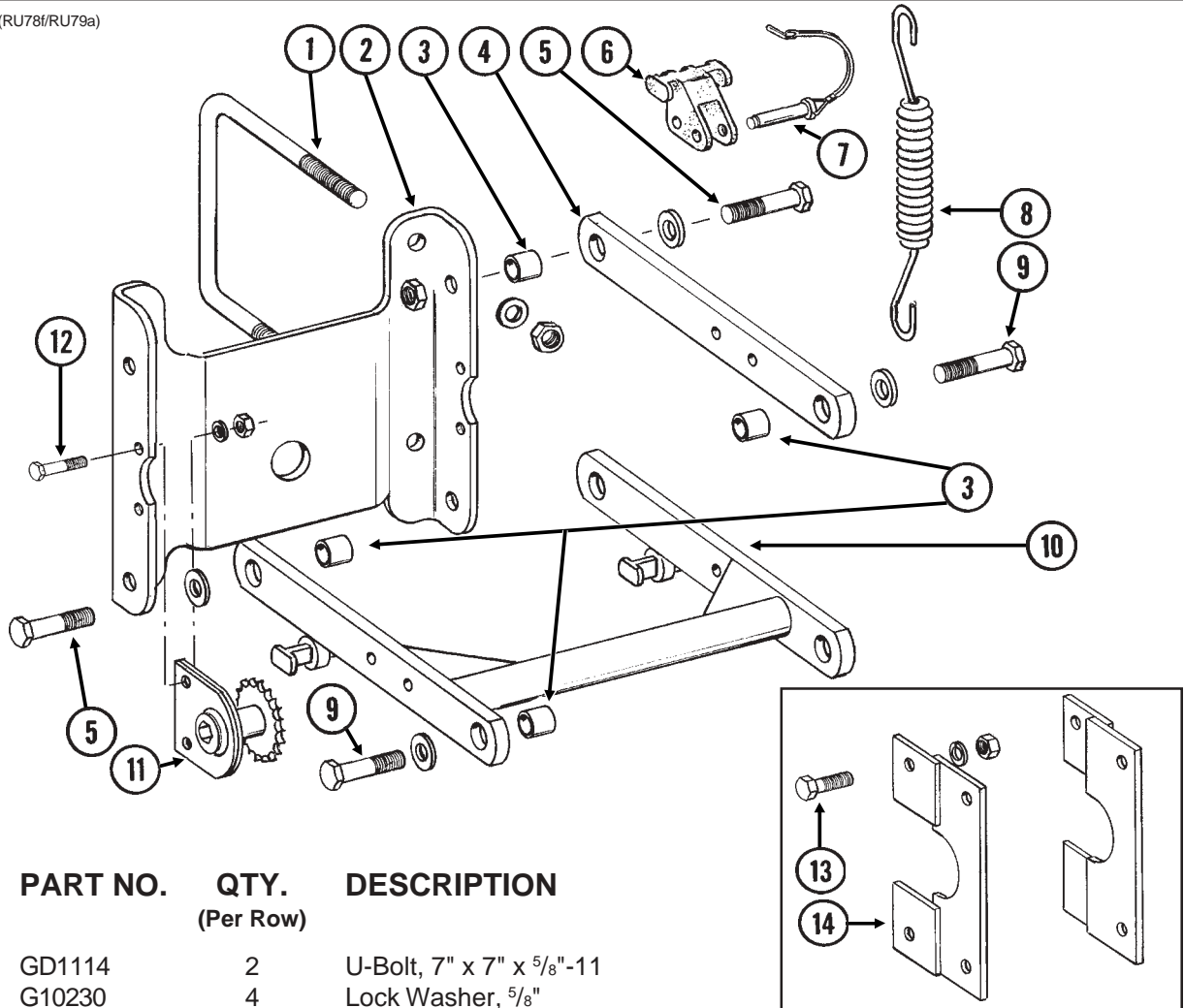


SHANK ASSEMBLY, SEED TUBE AND DEPTH ADJUSTMENT

ITEM	PART NO.	QTY. (Per Row)	DESCRIPTION
1.	G11015	2	Hex Washer Head Cap Screw, $\frac{3}{8}$ "-16 x 1 $\frac{1}{4}$ "
2.	GB0274	1	Cover, Depth Adjustment
3.	GB0266	1	Handle, Depth Adjustment
4.	GB0267	1	Lever, Depth Adjustment
5.	GD3612	1	Cap Plug
6.	GD10993	1	Spring
7.	GD13361	1	Pin, $\frac{3}{8}$ " x 1 $\frac{2}{3}$ "
8.	GD11259	1	Sleeve, $\frac{3}{8}$ " I.D. x $\frac{5}{8}$ " O.D. x 1 $\frac{25}{32}$ " Long
9.	G11008	1	Hex Head Cap Screw, $\frac{3}{8}$ "-24 x 2 $\frac{1}{2}$ ", Grade 8
	G11007	1	Lock Nut, $\frac{3}{8}$ "-24, Grade C
10.	G3303-98	1	Chain, No. 41, 98 Pitch Including Connector Link
	G3303-16	1	Chain, No. 41, 16 Pitch Including Connector Link (Used W/Row Unit Extension Brackets)
	GR0196	1	Connector Link, No. 41
11.	GD1026	1	Sleeve, 1 $\frac{3}{16}$ " Long
12.	G10201	1	Special Washer, $\frac{3}{8}$ " x 1 $\frac{1}{2}$ " O.D.
13.	GD1065	1	Idler Spring
14.	GD7318	1	Sleeve, 1" Long
15.	G10108	1	Lock Nut, $\frac{3}{8}$ "-16
16.	G10210	1	Washer, $\frac{3}{8}$ " USS
17.	GD11962	1	Idler
18.	G10003	3	Hex Head Cap Screw, $\frac{3}{8}$ "-16 x 1 $\frac{1}{2}$ "
	G10108	3	Lock Nut, $\frac{3}{8}$ "-16
19.	GD10867	2	Stop
20.	G10326	1	Hex Head Cap Screw, $\frac{3}{8}$ "-16 x 3 $\frac{3}{4}$ "
21.	G10551	1	Clevis Pin, $\frac{1}{4}$ " x 2 $\frac{1}{2}$ "
	G10669	1	Hair Pin Clip, No. 22
22.	G10312	2	Carriage Bolt, $\frac{5}{16}$ "-18 x $\frac{3}{4}$ "
	G10620	2	Serrated Flange Nut, $\frac{5}{16}$ "-18
23.	GD1033	1	Shield
24.		-	Wheel Arm, See "Gauge Wheels", Pages P6 And P7
25.	GA10157	1	Shank W/Gauge Wheel Pivot Spindle And Set Screw
	GD11001	-	Spindle
	G10438	-	Hex Head Cap Screw, $\frac{1}{2}$ "-13 x $\frac{3}{4}$ "
26.	G10207	2	Washer, $\frac{7}{8}$ " O.D. x $\frac{13}{32}$ " I.D. x .134" (If Applicable)
27.	GD11845	1	Dust Cap
28.			See "KPM I/KPM II Stack-Mode Electronic Seed Monitor", Pages P64 And P65
29.	GB0285	1	Collar, Depth Adjustment
30.	GB0265	1	Pivot Link, Depth Adjustment
31.	GD15970	1	Sun Shade
32.	G10304	1	Carriage Bolt, $\frac{3}{8}$ "-16 x 3"
	G10108	1	Lock Nut, $\frac{3}{8}$ "-16

PARALLEL ARMS, MOUNTING SUPPORT PLATE AND QUICK ADJUSTABLE DOWN FORCE SPRINGS

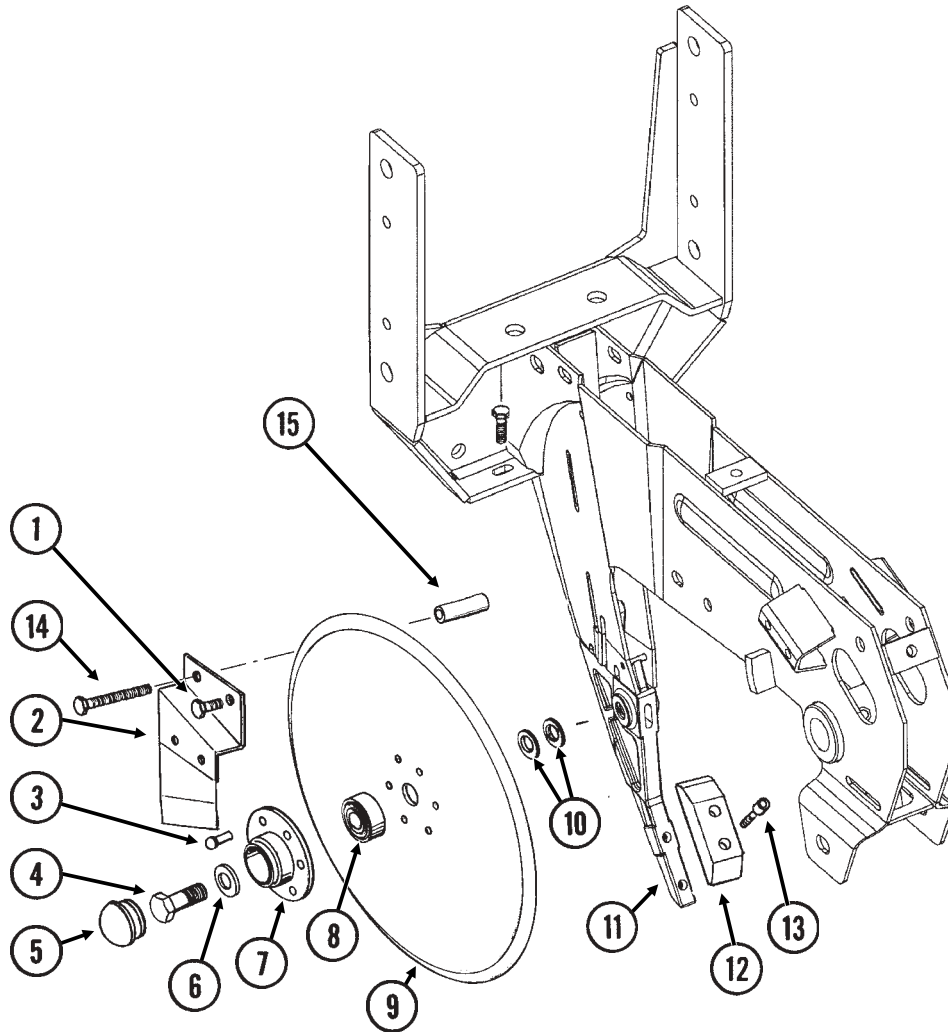
RUB021/RUB022(RU78/RU79a)



ITEM	PART NO.	QTY. (Per Row)	DESCRIPTION
1.	GD1114	2	U-Bolt, 7" x 7" x 5/8"-11
	G10230	4	Lock Washer, 5/8"
	G10104	4	Hex Nut, 5/8"-11
2.	GD10036	1	Mounting Support Plate
3.	GB0218	4	Bushing, 21/32" I.D. x 7/8" O.D. x 19/32" Long
4.	GD11422	2	Upper Parallel Arm
5.	G10732	4	Hex Head Cap Screw, 5/8"-18 x 2"
	GD7805	4	Special Washer, 5/8", Hardened
	G10412	4	Lock Nut, 5/8"-18
6.	GB0186	2	Spring Anchor
7.	GD14217	2	Tab Lock Pin, 7/16" x 1 1/2"
8.	GD8249	2-4	Spring
9.		-	See "Hopper Support And Meter Drive", Page P12
10.	GA5651	1	Lower Parallel Arm
11.	GA1720	1	Bearing/Sprocket, 7/8" Hex Bore
12.	G10004	2	Hex Head Cap Screw, 3/8"-16 x 1 1/4"
	G10229	2	Lock Washer, 3/8"
	G10101	2	Hex Nut, 3/8"-16
13.	G10007	4	Hex Head Cap Screw, 5/8"-11 x 1 1/2"
	G10230	4	Lock Washer, 5/8"
	G10104	4	Hex Nut, 5/8"-11
14.	GA7410	2	Extension Bracket
A.	G6326X	-	U-Bolt Package For 7" x 7" Toolbar, Includes: (2) GD1114, (4) G10230, (4) G10104

15" SEED OPENER DISC BLADE/BEARING ASSEMBLY AND SCRAPERS

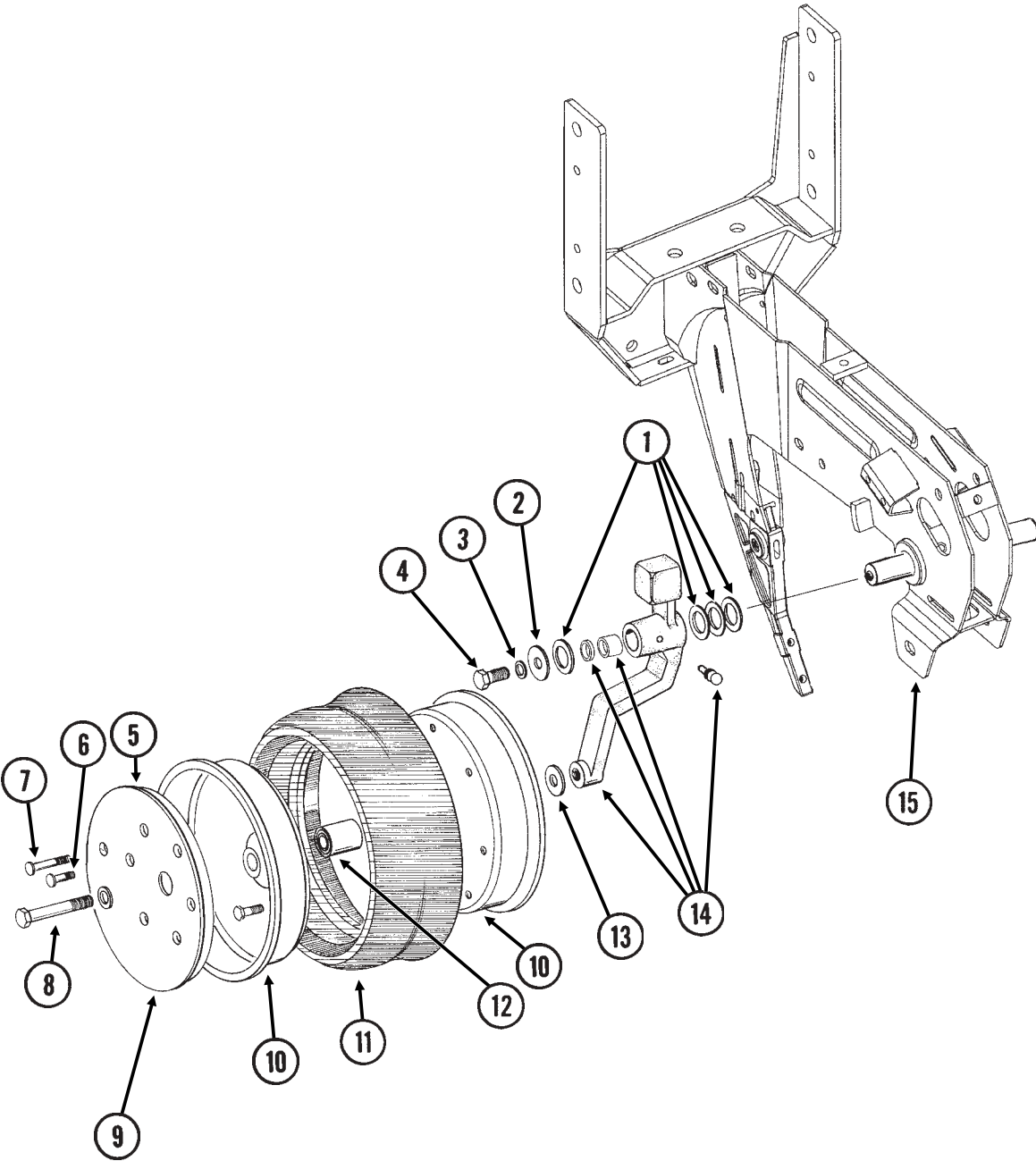
(RU139)



ITEM	PART NO.	QTY. (Per Row)	DESCRIPTION
1.	G10328	2	Hex Head Cap Screw, $\frac{3}{8}$ "-16 x $\frac{5}{8}$ "
	G10622	2	Serrated Flange Nut, $\frac{3}{8}$ "-16
2.	GA2012R	1	Disc Scraper, R.H.
	GA2012L	-	Disc Scraper, L.H. (Shown)
3.	G10427	12	Rivet, $\frac{1}{4}$ " x $\frac{1}{2}$ "
4.	GD11017	1	Special Hex Head Cap Screw, $\frac{5}{8}$ "-11 x $1\frac{1}{2}$ ", L.H. Threads
	G10007	1	Hex Head Cap Screw, $\frac{5}{8}$ "-11 x $1\frac{1}{2}$ "
5.	GD11845	2	Dust Cap
6.	G10204	2	Special Machine Bushing, $\frac{5}{8}$ " x 1" O.D.
7.	GD10473	2	Bearing Housing
8.	GA2014	2	Bearing
9.	GD11306	2	Disc Blade, 3.5 mm x 15"
10.	G10213	-	Machine Bushing, $\frac{5}{8}$ " (.030" Thick)(As Required)
11.		-	See "Shank Assembly", Pages P2 And P3
12.	GB0301	1	Seed Tube Guard/Inner Scraper
13.	G10912	2	Hex Socket Head Cap Screw, $\frac{5}{16}$ "-18 x 1", Grade 8
14.	G10325	1	Hex Head Cap Screw, $\frac{3}{8}$ "-16 x $2\frac{3}{4}$ "
	G10622	1	Serrated Flange Nut, $\frac{3}{8}$ "-16
15.	GD11259	1	Sleeve, $\frac{3}{8}$ " I.D. x $\frac{5}{8}$ " O.D. x $1\frac{25}{32}$ " Long
A.	GA8324	-	Disc Blade/Bearing Assembly, Less Dust Cap (Items 3 And 7-9)

GAUGE WHEELS

(RU140)

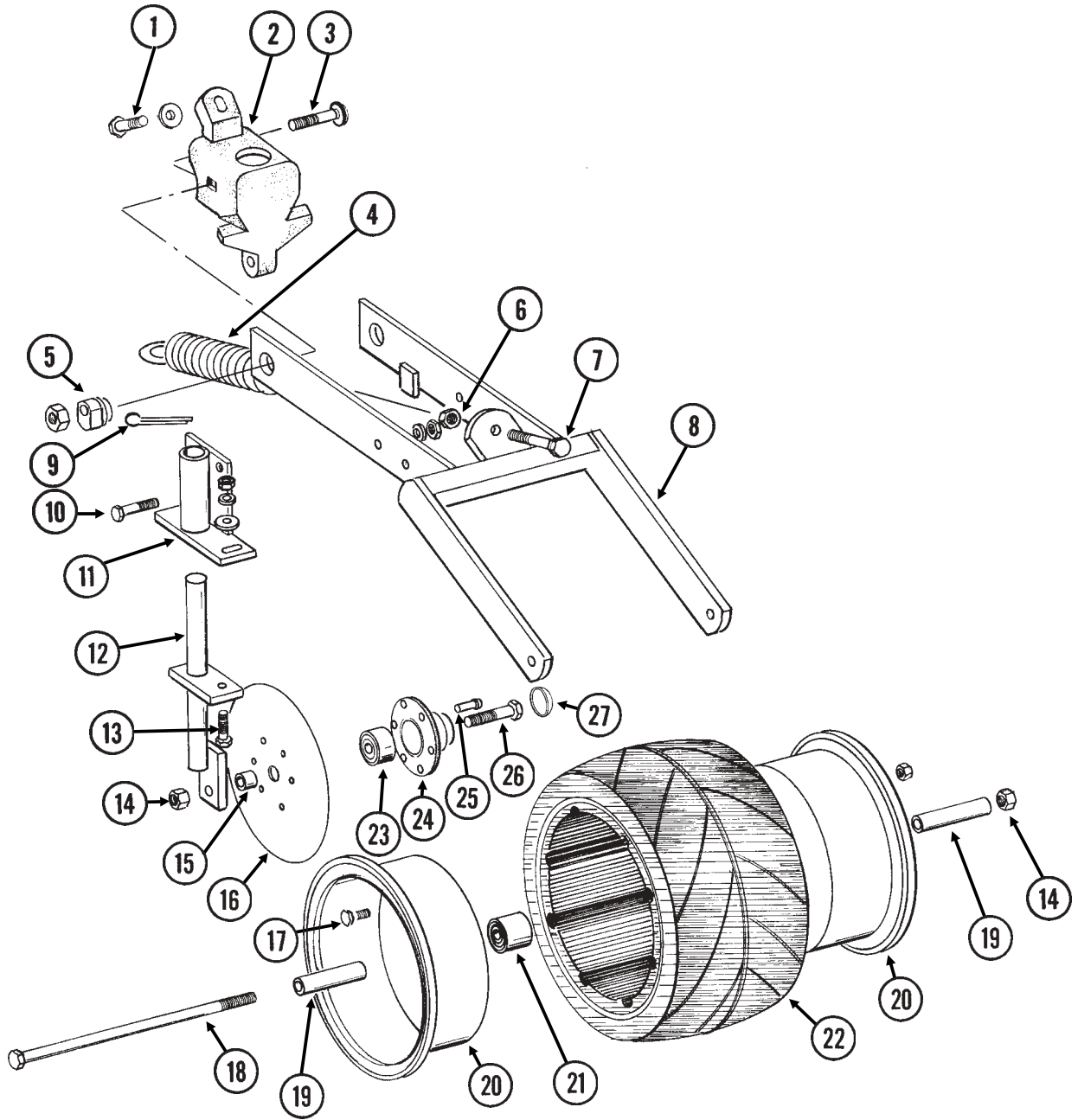


GAUGE WHEELS

ITEM	PART NO.	QTY. (Per Row)	DESCRIPTION
1.	G10940	-	Machine Bushing, 1" (.048" Thick)
2.	G10216	2	Washer, 1/2" USS
3.	G10228	2	Lock Washer, 1/2"
4.	G10014	1	Hex Head Cap Screw, 1/2"-13 x 1"
5.	GD11453	2	Cover
6.	G10338	12	Carriage Bolt, 5/16"-18 x 1 1/4"
	G10620	12	Serrated Flange Nut, 5/16"-18
7.	G10924	8	Carriage Bolt, 5/16"-18 x 1 3/4"
	G10620	8	Serrated Flange Nut, 5/16"-18
8.	G10010	2	Hex Head Cap Screw, 5/8"-11 x 3"
	G10230	2	Lock Washer, 5/8"
9.	G10018	14	Hex Head Cap Screw, 5/16"-18 x 5/8"
	G10109	14	Lock Nut, 5/16"-18, Grade 8
10.	GD11423	4	Half Wheel
11.	GD1086	2	Tire
12.	GA6171	2	Bearing
13.	G10204	2	Special Machine Bushing, 5/8" x 1" O.D.
14.	GA7975	1	Wheel Arm W/Grease Fitting, Bushings And Seals, L.H. (Shown)
	GA7976	1	Wheel Arm W/Grease Fitting, Bushings And Seals, R.H.
	G10640	1	Grease Fitting, 1/4"-28 (Per Arm)
	GB0276	2	Bushing, 1" I.D. x 1 1/4" O.D. x 1" Long (Per Arm)
	GD10991	2	Seal (Per Arm)
15.		-	See "Shank Assembly", Pages P2 And P3
A.	GA7949	-	Gauge Wheel Complete (Items 5-7 And 9-12)

COVERING DISCS/SINGLE PRESS WHEEL

RUA054/RUB026(RU94d)

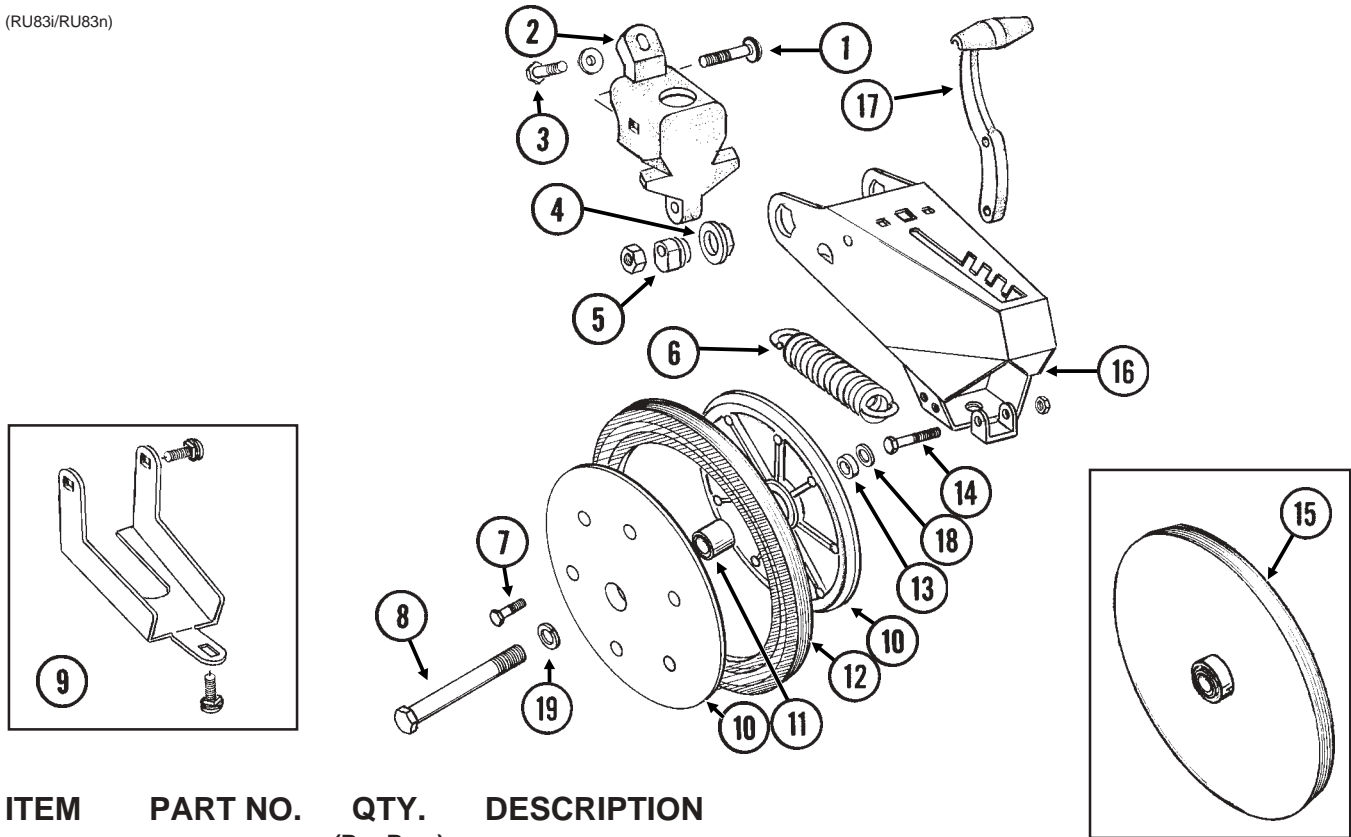


COVERING DISCS/SINGLE PRESS WHEEL

ITEM	PART NO.	QTY. (Per Row)	DESCRIPTION
1.	G10001	1	Hex Head Cap Screw, $\frac{3}{8}$ "-16 x 1"
	G10210	1	Washer, $\frac{3}{8}$ " USS
2.	GB0268	1	Wheel Arm Stop
3.	G10801	2	Carriage Bolt, $\frac{1}{2}$ "-13 x 2 $\frac{1}{4}$ "
	G10315	-	Carriage Bolt, $\frac{1}{2}$ "-13 x 2 $\frac{1}{2}$ " (Used W/Straight Drop In-Furrow Granular Chemical Bracket)
	G10102	2	Hex Nut, $\frac{1}{2}$ "-13
4.	GA2054	1	Spring
5.	GB0239	2	Eccentric Bushing
6.	G10102	1	Hex Nut, $\frac{1}{2}$ "-13
7.	G10015	1	Adjusting Bolt, $\frac{1}{2}$ "-13 x 5"
8.	GA6619	1	Mounting Arm
9.	G10463	2	Cotter Pin, $\frac{1}{4}$ " x 1 $\frac{1}{2}$ "
10.	G10171	4	Hex Head Cap Screw, $\frac{5}{16}$ "-18 x 1 $\frac{1}{4}$ "
	G10232	4	Lock Washer, $\frac{5}{16}$ "
	G10106	4	Hex Nut, $\frac{5}{16}$ "-18
11.	GA6620	2	Bracket
12.	GA6618	2	Mount
13.	G10303	2	Carriage Bolt, $\frac{5}{16}$ "-18 x 1"
	G10219	2	Washer, $\frac{5}{16}$ " USS
	G10232	2	Lock Washer, $\frac{5}{16}$ "
	G10106	2	Hex Nut, $\frac{5}{16}$ "-18
14.	G10107	3	Lock Nut, $\frac{5}{8}$ "-11
15.	GD1109	2	Bushing, $\frac{41}{64}$ " I.D. x $\frac{7}{8}$ " O.D. x $\frac{1}{4}$ " Long
16.	GD9290	2	Disc Blade, 8"
17.	G10018	7	Hex Head Cap Screw, $\frac{5}{16}$ "-18 x $\frac{5}{8}$ "
	G10109	7	Lock Nut, $\frac{5}{16}$ "-18, Grade 8
18.	G10152	1	Hex Head Cap Screw, $\frac{5}{8}$ "-11 x 9"
19.	GD3180-12	2	Sleeve, $\frac{5}{8}$ " I.D. x $\frac{7}{8}$ " O.D. x 2 $\frac{7}{8}$ " Long
20.	GD9562	2	Half Wheel
21.	GA6171	1	Bearing
22.	GD9305	1	Tire
23.	GA2014	2	Bearing
24.	GD10473	2	Bearing Housing
25.	G10427	12	Rivet, $\frac{1}{4}$ " x $\frac{1}{2}$ "
26.	G10006	2	Hex Head Cap Screw, $\frac{5}{8}$ "-11 x 2 $\frac{1}{4}$ "
27.	GD11845	2	Dust Cap
A.	GA6733	-	Single Press Wheel Complete W/Bearing (Items 17 And 20-22)
B.	GA6801	-	Covering Disc Blade Complete W/Bearing (Items 16 And 23-25)

"V" CLOSING WHEELS

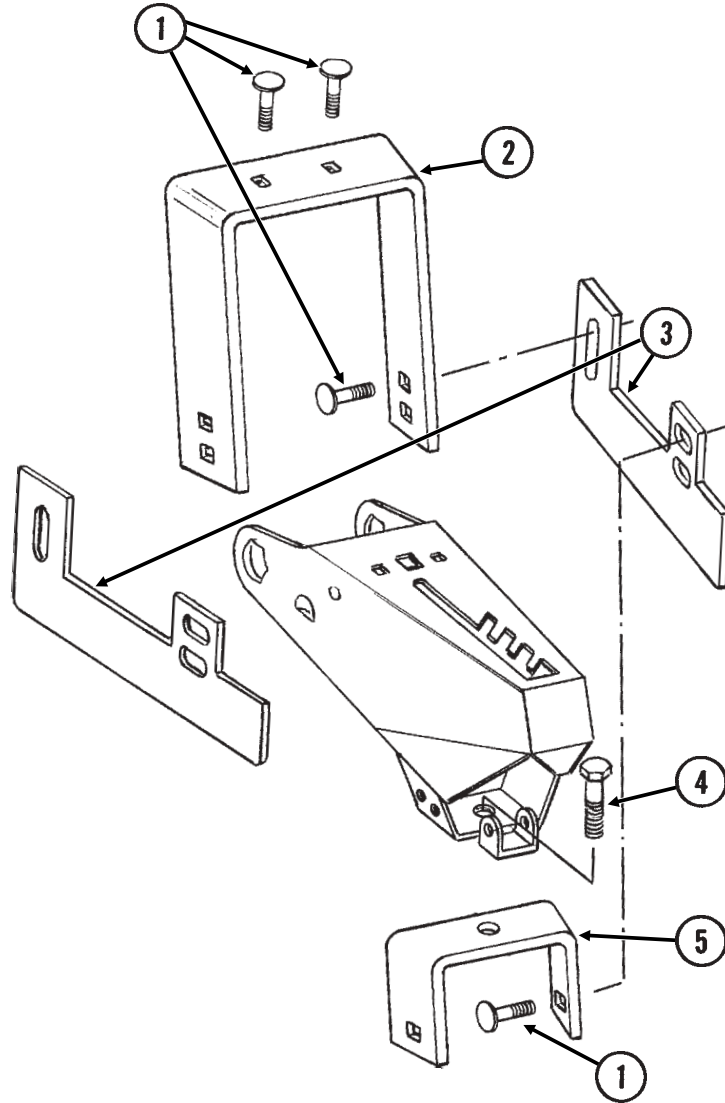
(RU83/RU83n)



ITEM	PART NO.	QTY. (Per Row)	DESCRIPTION
1.	G10801 G10315	2 -	Carriage Bolt, 1/2"-13 x 2 1/4" Carriage Bolt, 1/2"-13 x 2 1/2" (Used W/Straight Drop In-Furrow Granular Chemical Bracket)
	G10111	2	Lock Nut, 1/2"-13
2.	GB0268	1	Wheel Arm Stop
3.	G10001	1	Hex Head Cap Screw, 3/8"-16 x 1"
	G10210	1	Washer, 3/8" USS
4.	GB0282	2	Stepped Bushing
5.	GB0239	2	Eccentric Bushing
6.	GD8460	1	Spring
7.	G10064	6	Hex Head Cap Screw, 1/4"-20 x 1"
8.	G10013	2	Hex Head Cap Screw, 5/8"-11 x 3 1/2"
	G10107	2	Lock Nut, 5/8"-11
9.	G1K345	-	Closing Wheel Shield Kit W/Hardware And Instruction
	G10308	3	Carriage Bolt, 3/8"-16 x 3/4"
	G10210	1	Washer, 3/8" USS
	G10229	3	Lock Washer, 3/8"
	G10101	3	Hex Nut, 3/8"-16
10.	GD9120	4	Nylon Half Wheel
11.	GA6171	2	Bearing
12.	GD1085	2	Rubber Tire, 1" x 12"
13.	GD1109	2	Bushing, 41/64" I.D. x 7/8" O.D. x 1/4" Long
14.	G10133	1	Hex Head Cap Screw, 5/16"-18 x 1 1/2"
	G10109	1	Lock Nut, 5/16"-18, Grade 8
15.	GA6597	-	Cast Iron Closing Wheel W/Bearing
	GA6171	-	Bearing
16.	GA8322	1	Arm
17.	GB0254	1	Lever
18.	GD7805	2	Special Washer, 5/8", Hardened
19.	G10230	2	Lock Washer, 5/8"
A.	GA6434	-	Rubber Closing Wheel Complete W/Bearing (Items 7 And 10-12)

DRAG CLOSING ATTACHMENT

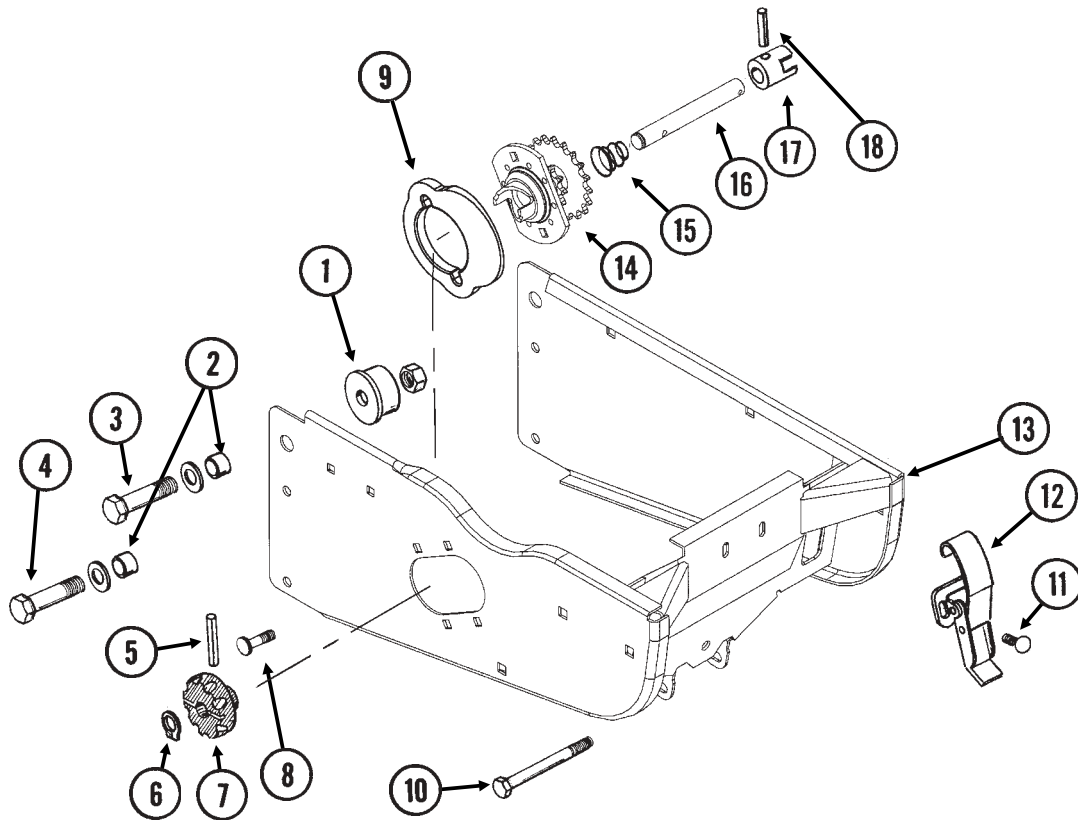
RUB050(RU90c)



ITEM	PART NO.	QTY.	DESCRIPTION
		(Per Row)	
1.	G10599	6	Carriage Bolt, 3/8"-16 x 1 1/4"
	G10210	6	Washer, 3/8" USS
	G10229	6	Lock Washer, 3/8"
	G10101	6	Hex Nut, 3/8"-16
2.	GD11508	1	Front Bracket
3.	GD11313	2	Blade
4.	G10007	1	Hex Head Cap Screw, 5/8"-11 x 1 1/2"
	G10230	1	Lock Washer, 5/8"
	G10104	1	Hex Nut, 5/8"-11
5.	GD11509	1	Rear Bracket
A.	G7566X	-	Drag Closing Attachment Complete (Items 1-5)

HOPPER SUPPORT AND METER DRIVE

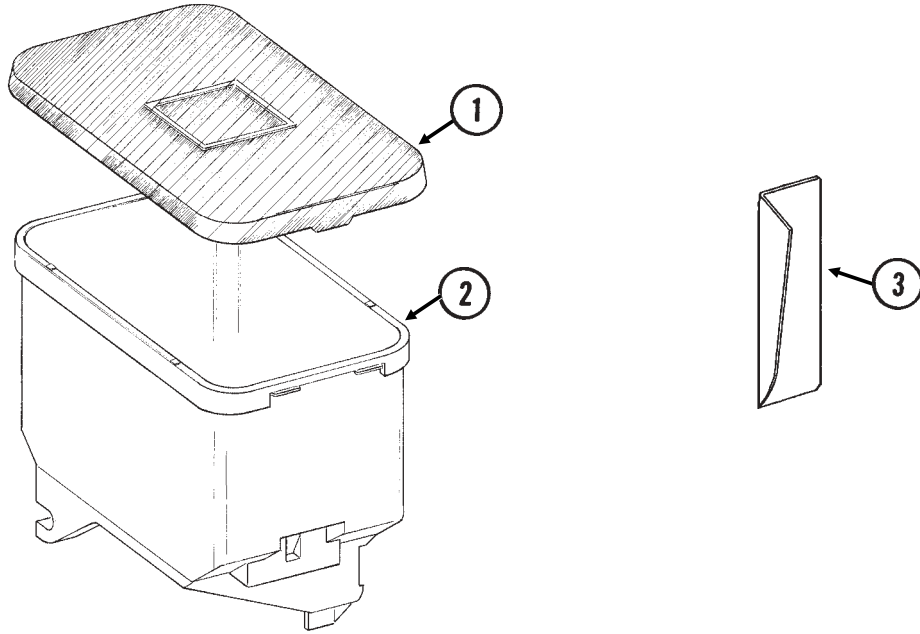
(METR2d)



ITEM	PART NO.	QTY. (Per Row)	DESCRIPTION
1.	GB0314	2	Hopper Mount
2.	GB0218	4	Bushing, $2\frac{1}{32}$ " I.D. x $7\frac{7}{8}$ " O.D. x $1\frac{19}{32}$ " Long
3.	G10752	2	Hex Head Cap Screw, $\frac{5}{8}$ "-18 x $2\frac{1}{4}$ "
	GD7805	2	Special Washer, $\frac{5}{8}$ ", Hardened
	G10412	2	Lock Nut, $\frac{5}{8}$ "-18
4.	G10751	2	Hex Head Cap Screw, $\frac{5}{8}$ "-18 x $1\frac{3}{4}$ "
	GD7805	2	Special Washer, $\frac{5}{8}$ ", Hardened
	G10412	2	Lock Nut, $\frac{5}{8}$ "-18
5.	G10602	1	Spring Pin, $\frac{1}{4}$ " x $1\frac{1}{2}$ "
6.	G10567	1	External Retaining Ring, $\frac{5}{8}$ "
7.	GD11239	1	Knob
8.	G10338	2	Carriage Bolt, $\frac{5}{16}$ "-18 x $1\frac{1}{4}$ "
	G10620	2	Serrated Flange Nut, $\frac{5}{16}$ "-18
9.	GB0331	1	Clutch Adapter Plate
10.	G10061	1	Hex Head Cap Screw, $\frac{3}{8}$ "-16 x $3\frac{1}{2}$ "
	G10210	2	Washer, $\frac{3}{8}$ " USS
	G10108	1	Lock Nut, $\frac{3}{8}$ "-16
11.	G10309	2	Carriage Bolt, $\frac{1}{4}$ "-20 x $\frac{5}{8}$ ", Grade 2
	G10621	2	Serrated Flange Nut, $\frac{1}{4}$ "-20
12.	GA2007	1	Hopper Hold Down Latch
13.	GA10155	1	Hopper Support
14.	GA10137	1	Double Sprocket And Bearing, Drive Clutch, 11/19 Tooth
15.	GD11413	1	Spring
16.	GD15747	1	Shaft
17.	GB0278	1	Coupler
18.	G10546	1	Spring Pin, $\frac{3}{16}$ " x $1\frac{1}{4}$ "
A.	GA10151	-	Meter Drive Assembly Complete (Items 5-7 And 14-18)

SEED HOPPER AND LID

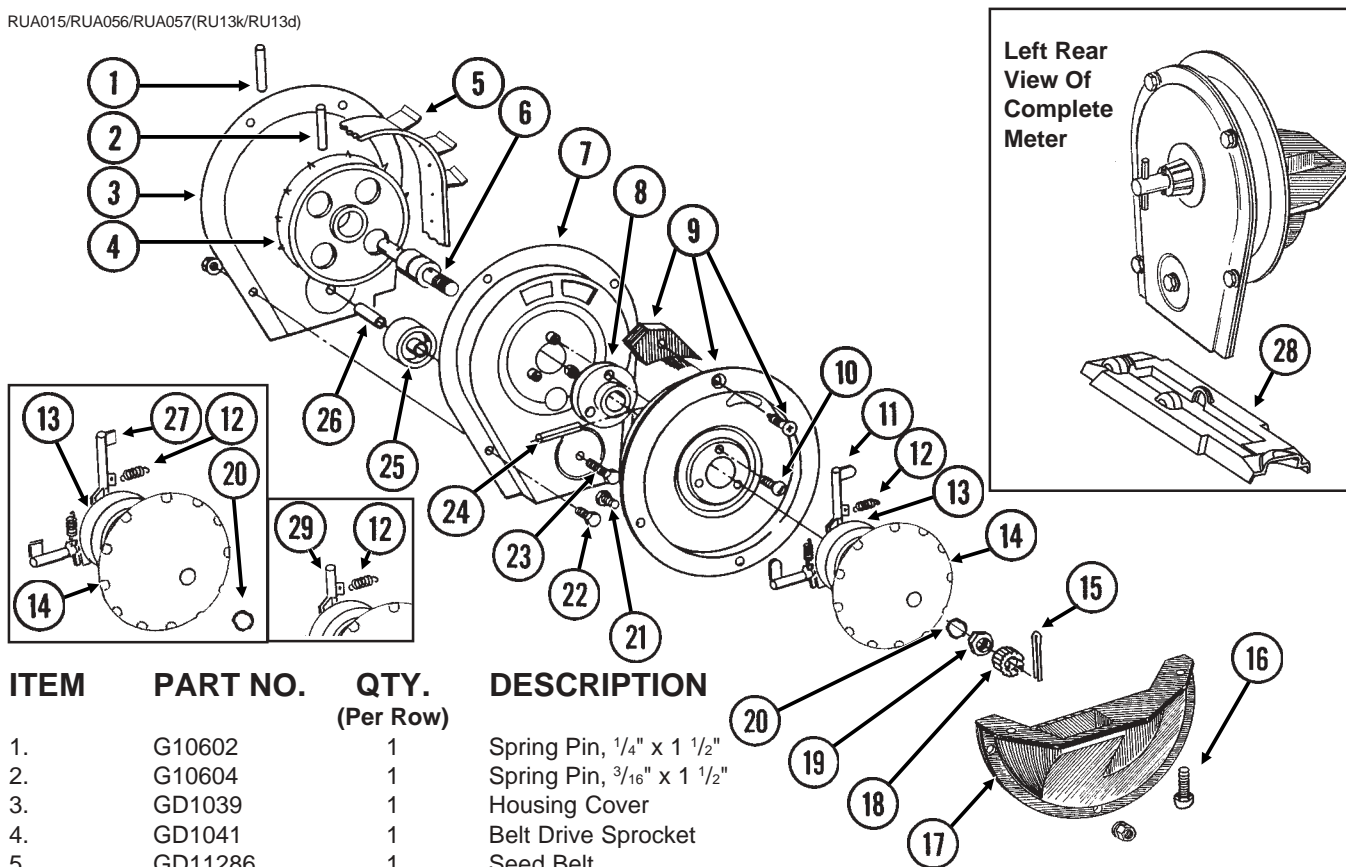
(RU87e/RU87a)



ITEM	PART NO.	QTY. (Per Row)	DESCRIPTION
1.	GD11279	1	Lid
2.	GA9714	1	Seed Hopper, Reinforced
3.	GD11747	1	Seed Reserve Baffle

FINGER PICKUP SEED METER

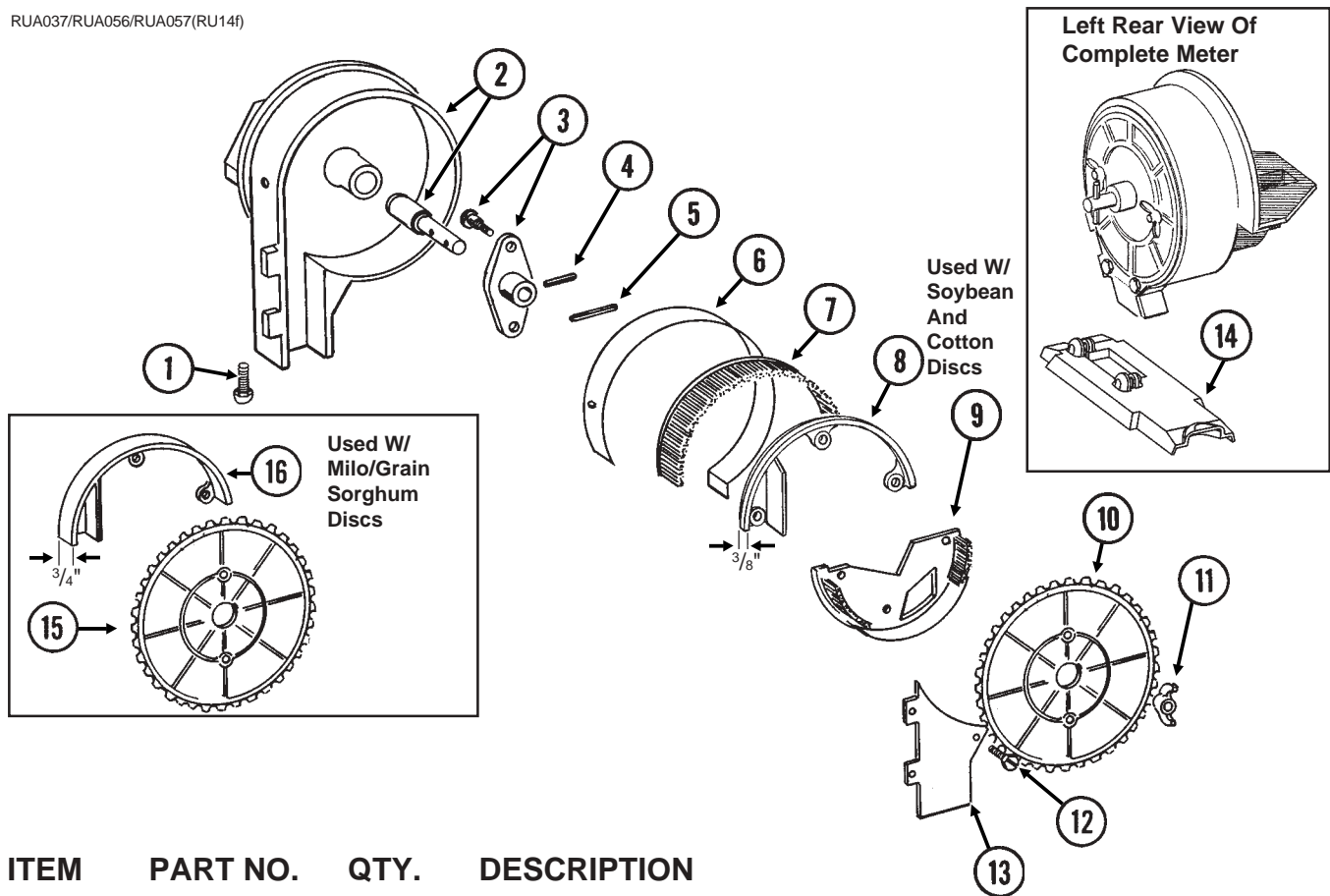
RUA015/RUA056/RUA057(RU13k/RU13d)



ITEM	PART NO.	QTY. (Per Row)	DESCRIPTION
1.	G10602	1	Spring Pin, 1/4" x 1 1/2"
2.	G10604	1	Spring Pin, 3/16" x 1 1/2"
3.	GD1039	1	Housing Cover
4.	GD1041	1	Belt Drive Sprocket
5.	GD11286	1	Seed Belt
6.	GA2019	1	Bearing
7.	GA2018	1	Conveyor Housing
8.	GB0110	1	Bearing Housing
9.	GR1569	1	Carrier Plate W/Brush And Screw
	GA2020	-	Brush
	G10690	-	Rolling Thread Screw, No. 10 x 3/4"
10.	G10401	3	Slotted Hex Washer Head Screw, No. 10-32 x 5/8"
11.	GD10733	12	Finger, Corn
12.	GD6501	12	Spring
13.	GB0111	1	Cam
14.	GD11528	1	Finger Holder
15.	G10470	1	Cotter Pin, 5/32" x 1"
16.	G11009	2	Locking Thumbscrew, 5/16"-18 x 3/4"
17.	GD11311	1	Seed Baffle
18.	GD1083	1	Cover Nut
19.	G10500	1	Jam Nut, 5/8"-18 UNF
20.	GA8343	1	Wave Washer, 5/8" (Triple Wave)
21.	G10020	3	Hex Head Cap Screw, 1/4"-20 x 5/8"
	G10323	3	Hex Flange Nut, 1/4"-20
22.	G10022	4	Hex Head Cap Screw, 1/4"-20 x 1/2"
	G10621	4	Serrated Flange Nut, 1/4"-20
23.	G10021	1	Hex Head Cap Screw, 1/4"-20 x 1 1/2"
	G10621	1	Serrated Flange Nut, 1/4"-20
24.	G10603	1	Spring Pin, 1/4" x 1 1/4"
25.	GD1042	1	Idler
26.	GB0120	1	Bushing, 17/64" I.D. x 1 1/32" Long
27.	GD10226	12	Finger, Oil Sunflower
28.	GD15698	1	Shank Cover, Finger Pickup Seed Meter
29.	GD11787	-	Half Rate Blank Finger
A.	GR1487	-	Finger Assembly, Corn (Items 11-14 And 20)
B.	GR1327	-	Finger Assembly, Oil Sunflower (Items 12-14, 20 And 27)

BRUSH-TYPE SEED METER

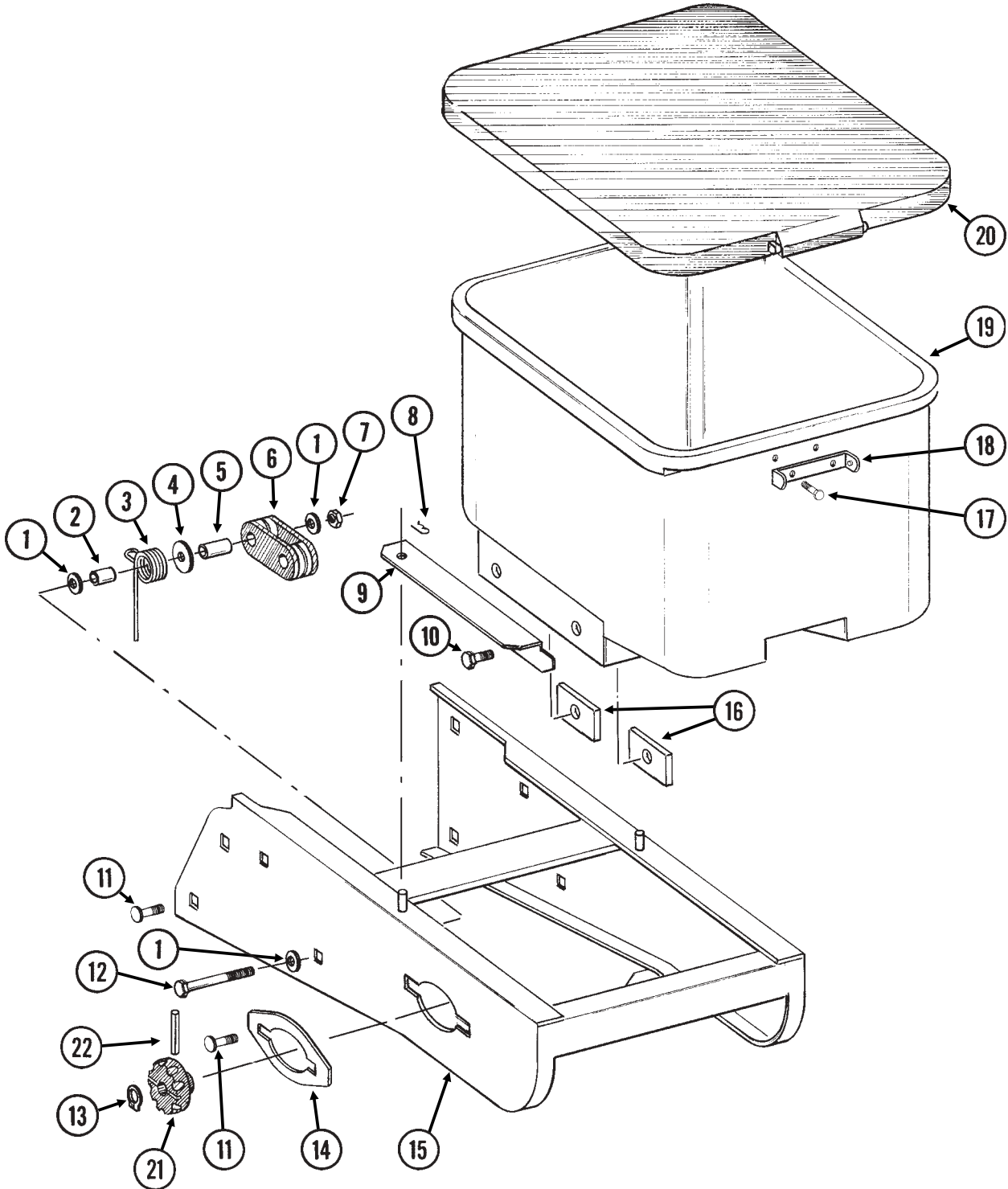
RUA037/RUA056/RUA057(RU14f)



ITEM	PART NO.	QTY. (Per Row)	DESCRIPTION
1.	G11009	2	Locking Thumbscrew, $\frac{5}{16}$ "-18 x $\frac{3}{4}$ "
2.	GA6027	1	Housing W/Bearing
	GA5698	-	Bearing
3.	GA6038	1	Hub W/Shoulder Bolts
	GD1755	-	Shoulder Bolt, $\frac{1}{4}$ "-20 (2 Used)
4.	G10603	1	Spring Pin, $\frac{1}{4}$ " x $1\frac{1}{4}$ "
5.	G10602	1	Spring Pin, $\frac{1}{4}$ " x $1\frac{1}{2}$ "
6.	GD8778	1	Wear Strip
7.	GA5699	1	Upper Brush
8.	GD11122	1	Upper Brush Retainer (Used W/Soybean And Cotton Discs)
9.	GA5834	1	Lower Brush
10.	GA5794	-	Seed Disc, Soybean, 60 Cell, Black Color-Coded
	GA6184	-	Seed Disc, Specialty Soybean, 48 Cell, Dark Blue Color-Coded
	GA5796	-	Seed Disc, Cotton, Acid-Delinted, 30 Cell, White Color-Coded
	GA6168	-	Seed Disc, Large Cotton, Acid-Delinted, 36 Cell, Tan Color-Coded
	GA6478	-	Seed Disc, High-Rate Cotton, Acid-Delinted, 48 Cell, Light Green Color-Coded
	GA6182	-	Seed Disc, Hill-Drop Cotton, Acid-Delinted, 12 Cell, Brown Color-Coded
	GA7255	-	Seed Disc, Small Hill-Drop Cotton, Acid-Delinted, 12 Cell, Dark Green Color-Coded
11.	G10531	2	Wing Nut W/Nylon Insert, $\frac{1}{4}$ "-20
12.	G11151	9	Hex Washer Head Screw, No. 10-24 x $\frac{1}{2}$ "
	G10634	-	Slotted Tap Screw, No. 10-24 x $\frac{5}{8}$ " (Use As Required)
13.	GD7878	1	Cover
14.	GD15699	1	Shank Cover, Brush-Type Seed Meter
15.	GA5982	-	Seed Disc, Small Milo/Grain Sorghum, 30 Cell, Red Color-Coded
	GA6187	-	Seed Disc, Large Milo/Grain Sorghum, 30 Cell, Light Blue Color-Coded
	GA5795	-	Seed Disc, High-Rate Small Milo/Grain Sorghum, 60 Cell, Red Color-Coded
	GA6633	-	Seed Disc, High-Rate Large Milo/Grain Sorghum, 60 Cell, Yellow Color-Coded
16.	GD8237	-	Upper Brush Retainer (Used W/Milo/Grain Sorghum Discs)

GRANULAR CHEMICAL HOPPER AND HOPPER PANEL EXTENSION

(METR14d)

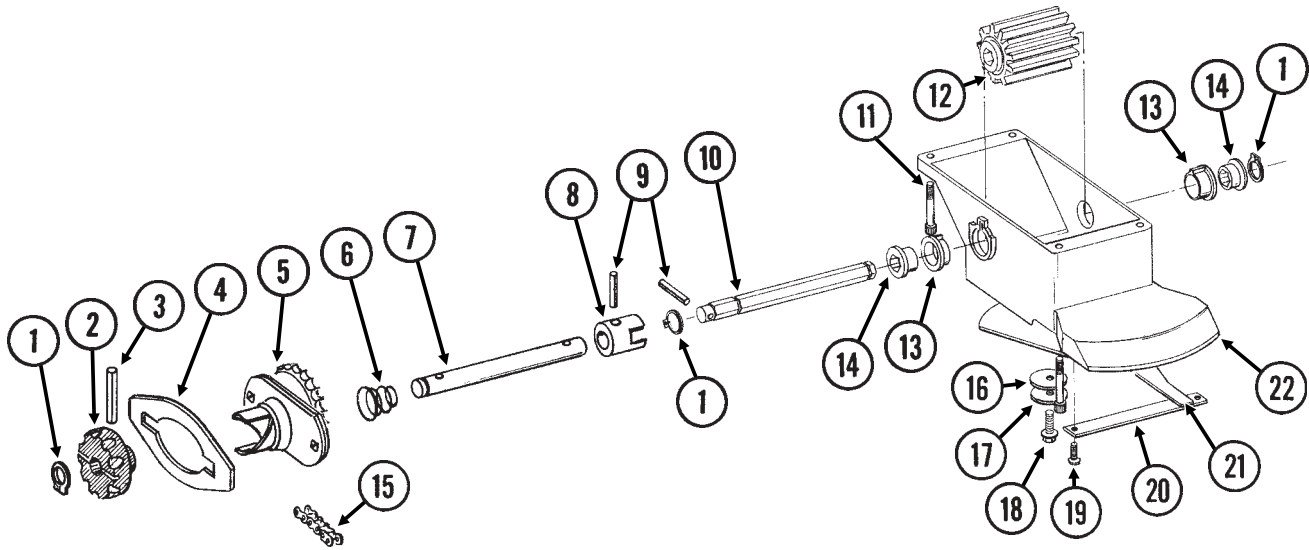


GRANULAR CHEMICAL HOPPER AND HOPPER PANEL EXTENSION

ITEM	PART NO.	QTY. (Per Row)	DESCRIPTION
1.	G10210	3	Washer, 3/8" USS
2.	GD2971-10	1	Sleeve, 9/16" Long
3.	GD11219	1	Spring
4.	G10201	1	Special Washer, 3/8" x 1 1/2" O.D.
5.	GD1026	1	Sleeve, 1 3/16" Long
6.	GD11962	1	Idler
7.	G10108	1	Lock Nut, 3/8"-16
8.	G10670	2	Hair Pin Clip, No. 3
9.	GD1059L	1	Support, L.H. (Shown)
	GD1059R	1	Support, R.H.
10.	G10002	4	Hex Head Cap Screw, 3/8"-16 x 3/4"
	G10229	4	Lock Washer, 3/8"
11.	G10312	8	Carriage Bolt, 5/16"-18 x 3/4"
	G10620	8	Serrated Flange Nut, 5/16"-18
12.	G10325	1	Hex Head Cap Screw, 3/8"-16 x 2 3/4"
13.	G10567	3	External Retaining Ring, 5/8"
14.	GD11305	1	Plate
15.	A10759	1	Hopper Panel Extension (Non-Stock Item) (Sub Wholegoods Order Code 700-01099)
16.	GD11424	4	Block
17.	G10023	2	Hex Head Cap Screw, 1/4"-20 x 3/4"
	G10621	2	Serrated Flange Nut, 1/4"-20
18.	GD1060	1	Hinge
19.	GA8371	1	Hopper
20.	GA4444	1	Lid
21.	GD11239	1	Knob
22.	G10602	1	Spring Pin, 1/4" x 1 1/2"

GRANULAR CHEMICAL METER AND METER DRIVE

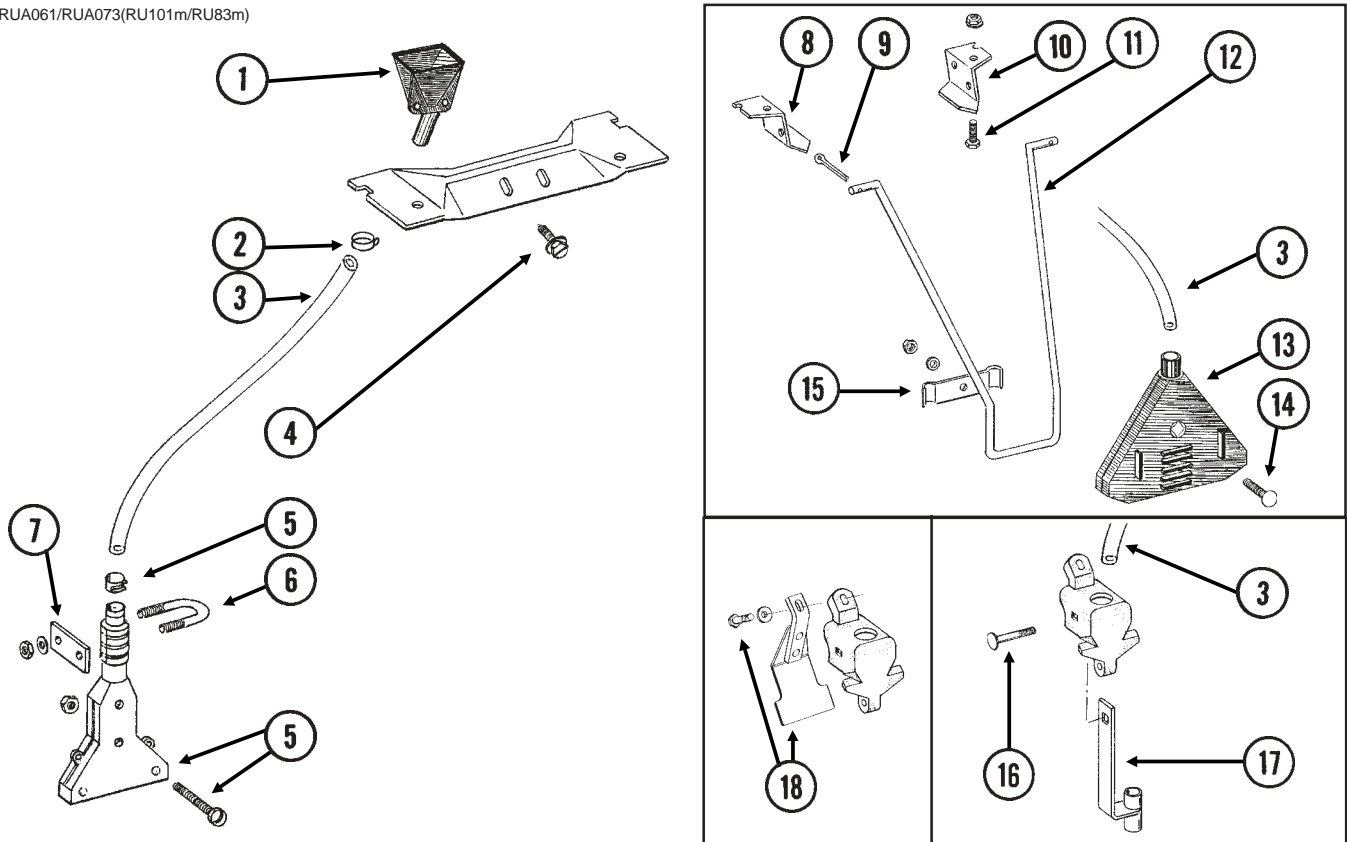
RUA051/RUB028(RU91a)



ITEM	PART NO.	QTY. (Per Row)	DESCRIPTION
1.	G10567	3	External Retaining Ring, 5/8"
2.	GD11239	1	Knob
3.	G10602	1	Spring Pin, 1/4" x 1 1/2"
4.		-	See "Granular Chemical Hopper And Hopper Panel Extension", Pages P16 And P17
5.	GA8364	1	Sprocket And Bearing, Drive Clutch, 24 Tooth
6.	GD11413	1	Spring
7.	GD11240	1	Shaft
8.	GB0278	1	Coupler
9.	G10546	2	Spring Pin, 3/16" x 1 1/4"
10.	GD11297	1	Shaft
11.	G10921	4	Hex Socket Head Cap Screw, No. 10-24 x 7/8"
	G10257	4	Lock Washer, No. 10
12.	GD7148	1	Feed Roller, Hex Bore
13.	GB0115	2	Bearing
14.	GD7258	2	Hex Bushing
15.	G3303-114	1	Chain, No. 41, 114 Pitch Including Connector Link
	GR0196	1	Connector Link, No. 41
16.	G10660	1	Wave Washer, 1/2"
17.	G10209	1	Washer, 1/4" USS
18.	G10570	1	Slotted Hex Self-Tapping Screw, 1/4"-20 x 3/4"
19.	G11073	2	Slotted Hex Self-Tapping Screw, No. 10 x 3/8"
20.	GD1061	1	Support Strap
21.	GD1063	1	Metering Gate
22.	GB0116	1	Granular Housing
A.	GA8326	-	Granular Chemical Meter Complete (Items 1, 9, 10, 12-14 And 16-22)

GRANULAR CHEMICAL BANDING OPTIONS

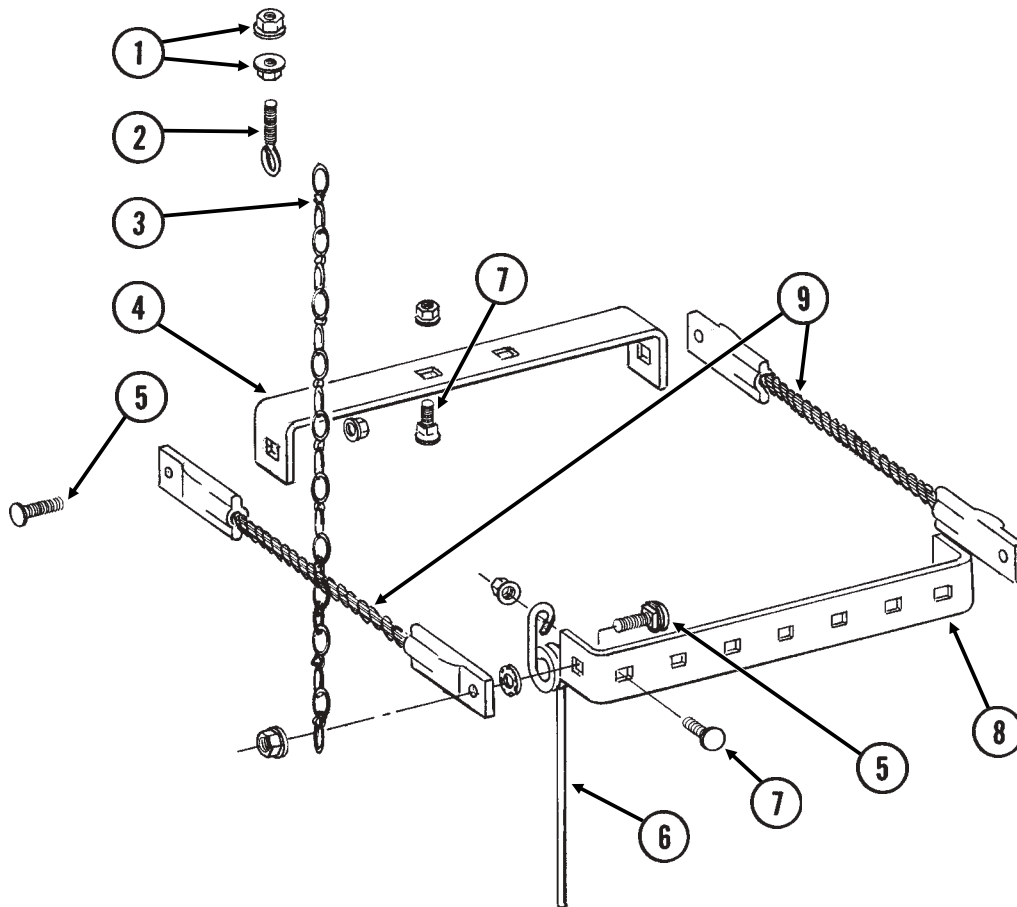
RUA061/RUA073(RU101m/RU83m)



ITEM	PART NO.	QTY.	DESCRIPTION
1.	GD2423	1	Funnel
2.	G10673	1	Hose Clamp, No. 8
3.	GD2947	1	Hose, 7/16" x 28"
4.	G10523	2	Slotted Pan Head Self-Tapping Screw, No. 10 x 1/2"
5.	GA6907	1	Slope-Compensating Bander W/Hardware (4 1/2" Band Width)
	G10864	1	Uni-Clamp
	G10757	2	Pan Head Screw, No. 10-32 x 1 1/4"
	G10758	2	Hex Nut, No. 10-32
6.	GD10963	1	U-Bolt, 1 1/2" x 1 5/16" x 1/4"-20
	G10209	2	Washer, 1/4" USS
	G10110	2	Lock Nut, 1/4"-20, Grade B
7.	GD10984	1	Spacer
8.	GD1115L	-	Hanger Bracket, L.H.
9.	G10452	-	Cotter Pin, 1/8" x 1/2"
10.	GD1115R	-	Hanger Bracket, R.H.
11.	G10310	-	Carriage Bolt, 1/4"-20 x 3/4", Grade 2
	G10227	-	Lock Washer, 1/4"
	G10103	-	Hex Nut, 1/4"-20
12.	GD1116	-	Hanger
13.	GA2075	-	Diffuser, 14" Band
14.	G10306	-	Carriage Bolt, 3/8"-16 x 2"
	G10229	-	Lock Washer, 3/8"
	G10101	-	Hex Nut, 3/8"-16
15.	GD1118	-	Clamp
16.	G10315	1	Carriage Bolt, 1/2"-13 x 2 1/2" (Replaces Existing 1/2" x 2 1/4" Hardware)
17.	GA6741	1	Bracket (Straight Drop In-Furrow)
18.	G1K385	-	Bander Shield Kit W/Hardware And Instruction
	G10003	1	Hex Head Cap Screw, 3/8"-16 x 1 1/2"
	GD14659	1	Special Washer, 3/8", Hardened

SPRING TOOTH INCORPORATOR

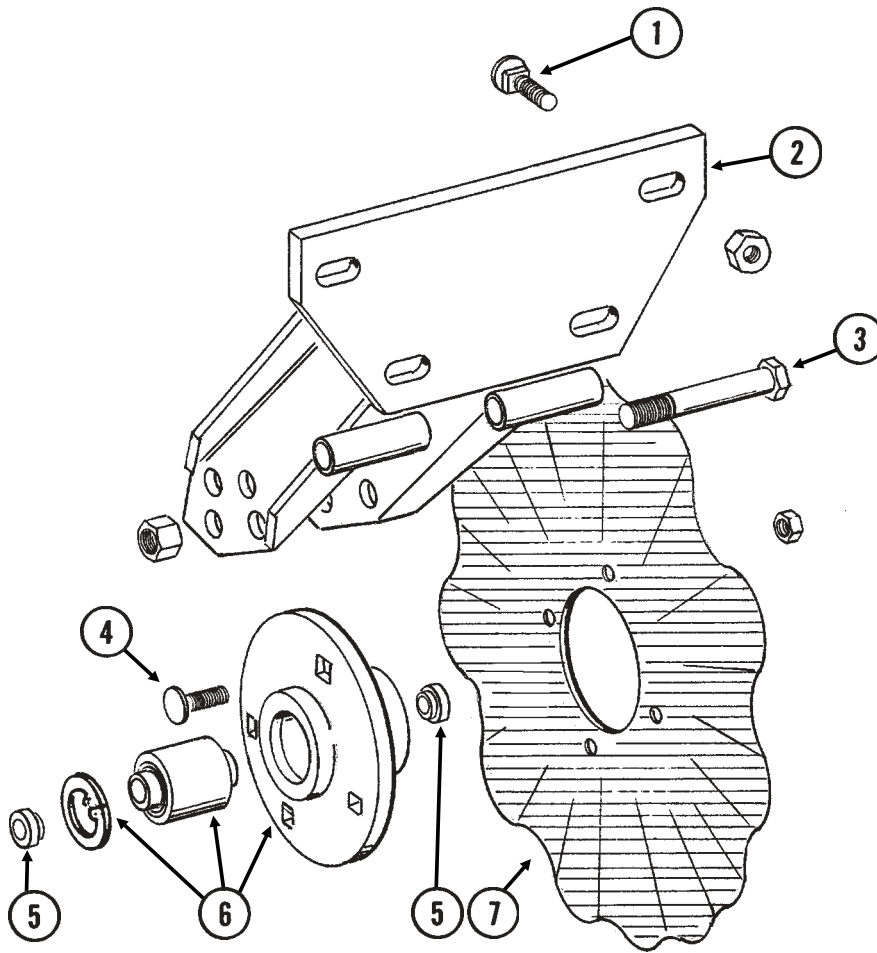
RUA055(RU95)



ITEM	PART NO.	QTY. (Per Row)	DESCRIPTION
1.	G10621	4	Serrated Flange Nut, 1/4"-20
2.	GD2460	2	Eyebolt, 1/4"-20
3.	G3305-01	4	Twin Loop Chain, 9 Links
4.	GD1143	1	Front Bracket
5.	G10305	4	Carriage Bolt, 3/8"-16 x 1"
	G10529	4	External Tooth Lock Washer, 3/8"
	G10622	4	Serrated Flange Nut, 3/8"-16
6.	GD1145	7	Spring Tooth
7.	G10308	9	Carriage Bolt, 3/8"-16 x 3/4"
	G10622	9	Serrated Flange Nut, 3/8"-16
8.	GD1144	1	Rear Bracket
9.	GA2094	2	Cable Assembly

ROW UNIT MOUNTED NO TILL COULTER

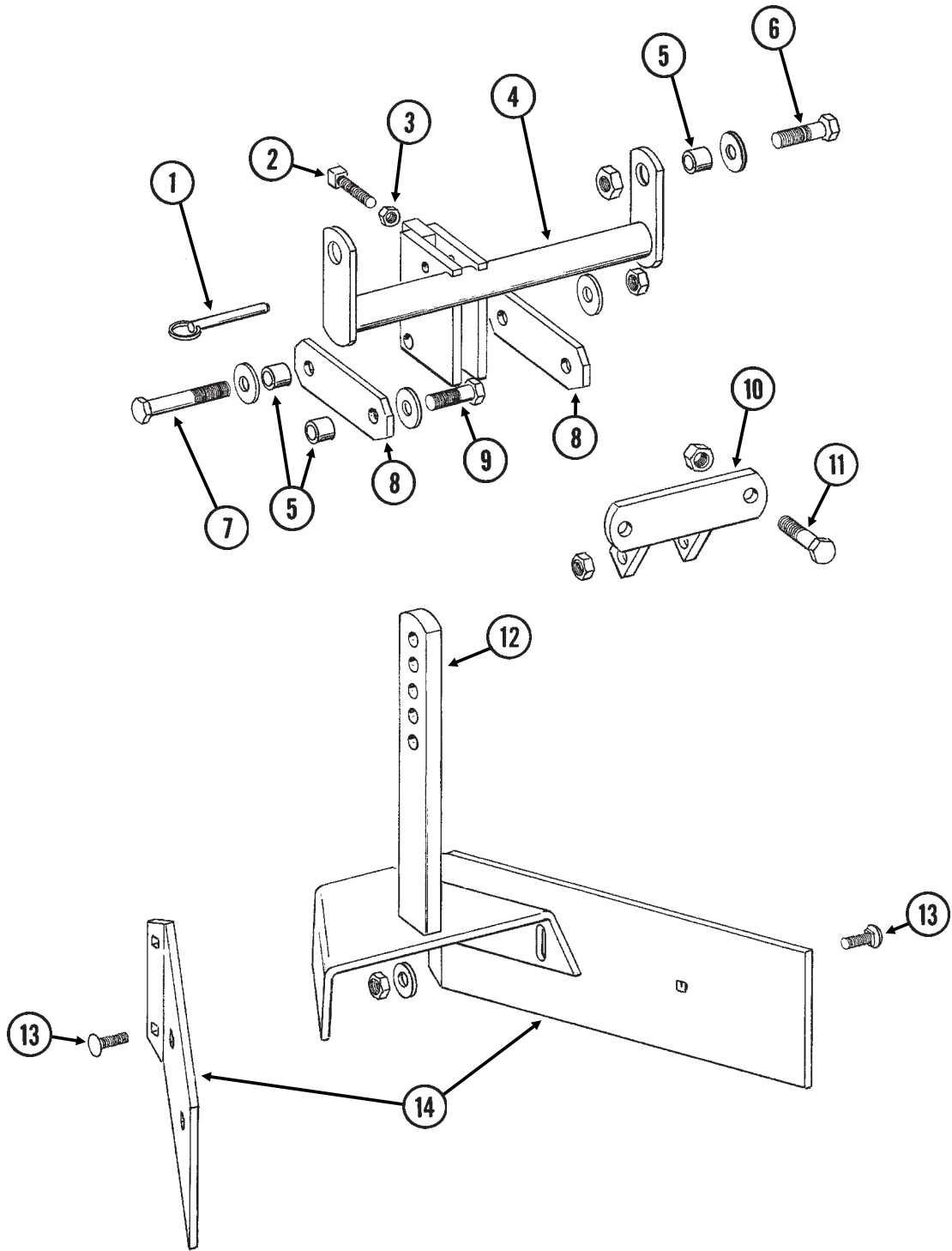
RUA061(RU102/RU102c)



ITEM	PART NO.	QTY.	DESCRIPTION
		(Per Row)	
1.	G10574	4	Carriage Bolt, 1/2"-13 x 1 1/4"
	G10111	4	Lock Nut, 1/2"-13
2.	GA5625	1	Arm
3.	G10036	1	Hex Head Cap Screw, 5/8"-11 x 4"
	G10107	1	Lock Nut, 5/8"-11
4.	G10574	4	Carriage Bolt, 1/2"-13 x 1 1/4"
	G10111	4	Lock Nut, 1/2"-13
5.	GD11677	2	Adapter
6.	GA8641	1	Hub W/Bearing And Retaining Ring
	GA8603	-	Double Row Bearing
	GD11652	-	Retaining Ring, 2 7/16"
7.	GD7803	-	Disc Blade, Fluted, 1", 8 Flutes (Shown)
	GD7804	-	Disc Blade, Bubbled, 1"
	GD9254	-	Disc Blade, Fluted, 3/4", 13 Flutes

ROW UNIT MOUNTED BED LEVELER

RUA059/RUA060(RU99/RU100)

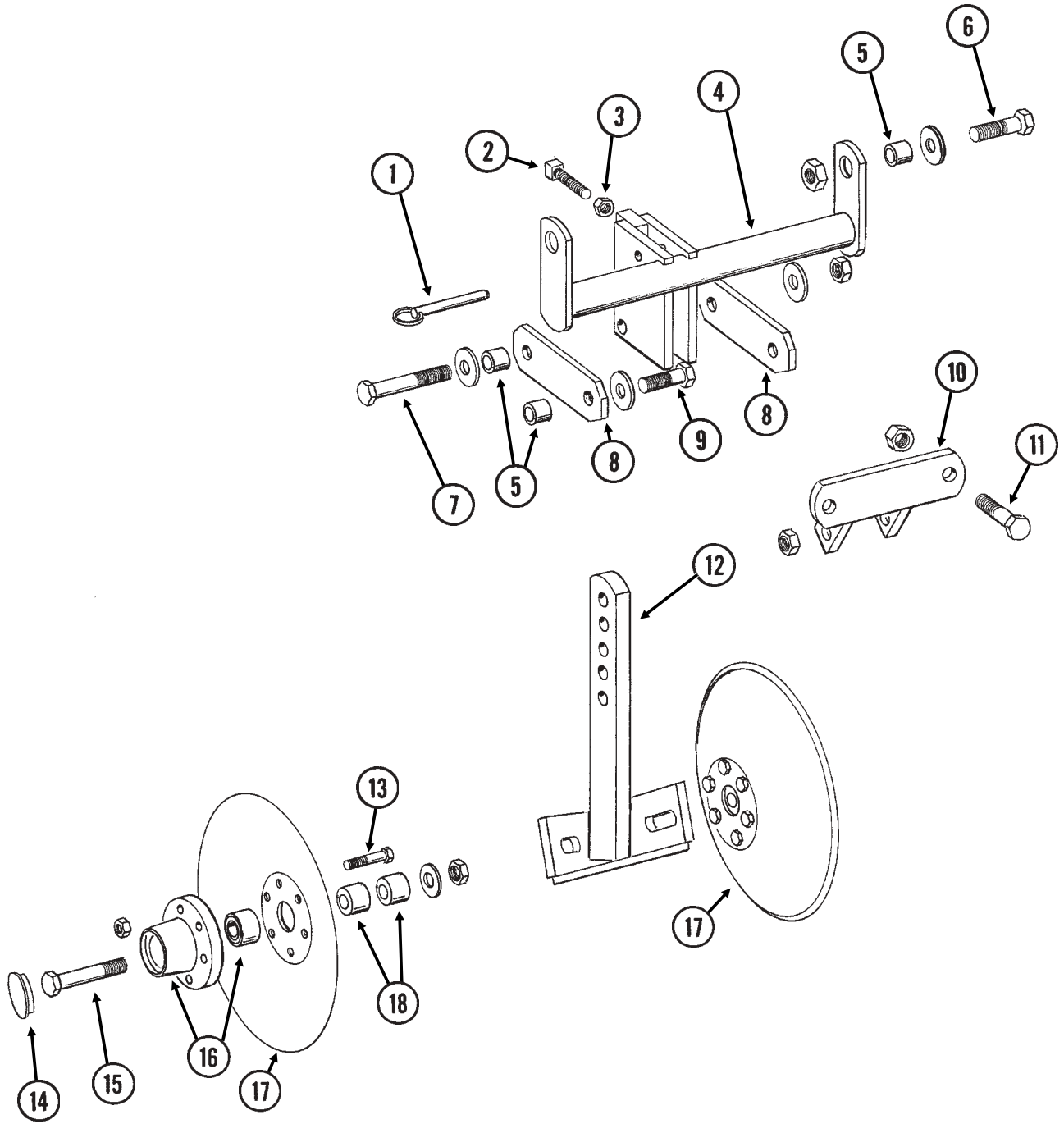


ROW UNIT MOUNTED BED LEVELER

ITEM	PART NO.	QTY. (Per Row)	DESCRIPTION
1.	G10536	1	Detent Pin, 1/2" x 2 1/2" Grip
2.	G10597	1	Square Head Set Screw, 5/8"-11 x 2 1/4"
3.	G10503	1	Hex Jam Nut, 5/8"-11, Grade 2
4.	GA5719	1	Mounting Bracket
5.	GD7889	6	Bushing, 1" O.D. x 9/16" I.D. x 7/16" Long
6.	G10039	2	Hex Head Cap Screw, 1/2"-13 x 1 3/4"
	G10216	2	Washer, 1/2" USS
	G10111	2	Lock Nut, 1/2"-13
7.	G10585	1	Hex Head Cap Screw, 1/2"-13 x 3 1/4"
	G10216	2	Washer, 1/2" USS
	G10111	1	Lock Nut, 1/2"-13
8.	GD7890	2	Link
9.	G10017	2	Hex Head Cap Screw, 1/2"-13 x 1 1/2"
	G10216	2	Washer, 1/2" USS
	G10111	2	Lock Nut, 1/2"-13
10.	GA5715	1	Anchor
11.	G10017	2	Hex Head Cap Screw, 1/2"-13 x 1 1/2"
	G10111	2	Lock Nut, 1/2"-13
12.	GA5892	1	Leveler
13.	G10303	6	Carriage Bolt, 5/16"-18 x 1"
	G10219	4	Washer, 5/16" USS
	G10109	6	Lock Nut, 5/16"-18
14.	GD8266	2	Blade

ROW UNIT MOUNTED DISC FURROWER

RUA059/RUA058(RU99/RU98g)

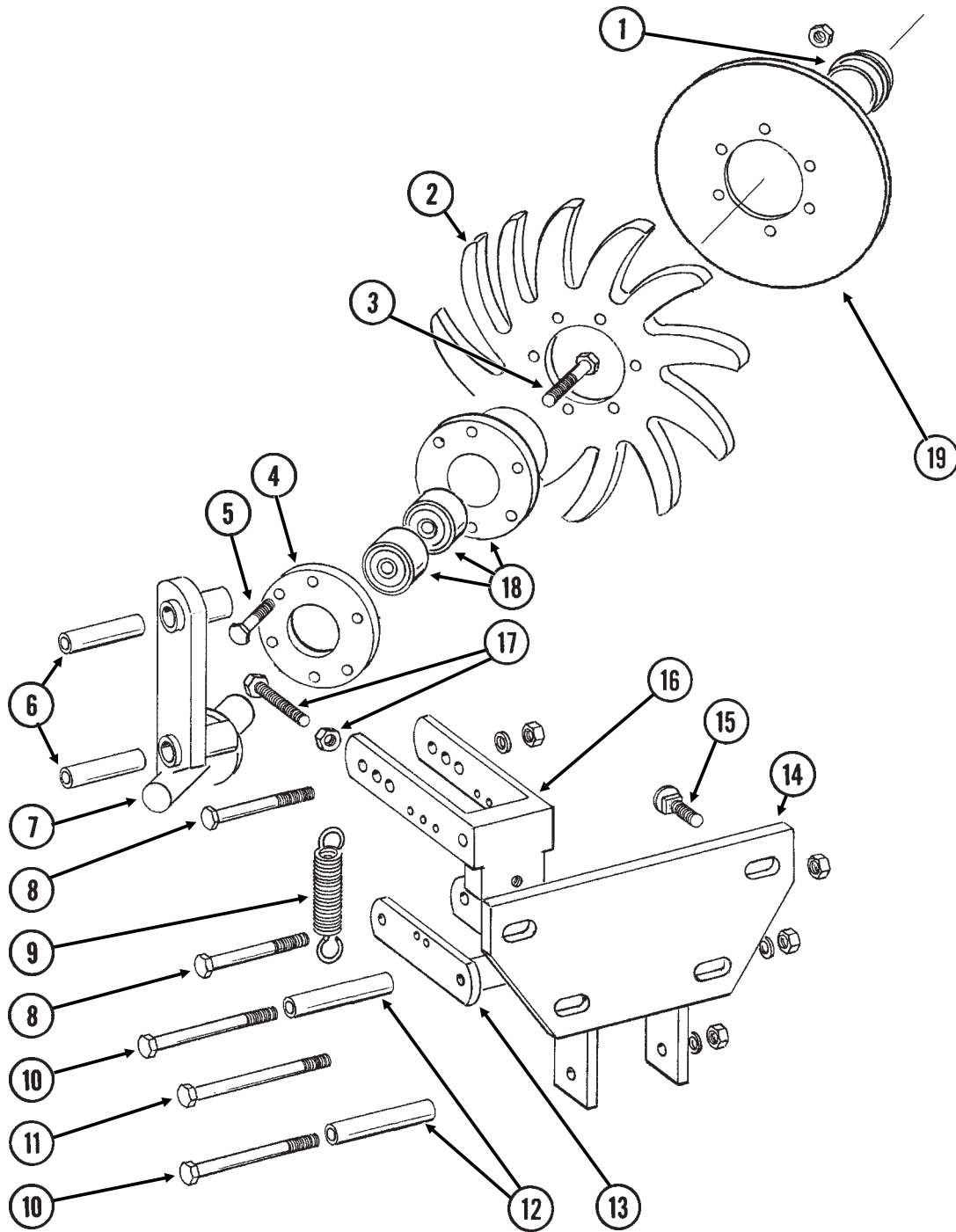


ROW UNIT MOUNTED DISC FURROWER

ITEM	PART NO.	QTY. (Per Row)	DESCRIPTION
1.	G10536	1	Detent Pin, 1/2" x 2 1/2" Grip
2.	G10597	1	Square Head Set Screw, 5/8"-11 x 2 1/4"
3.	G10503	1	Hex Jam Nut, 5/8"-11, Grade 2
4.	GA5719	1	Mounting Bracket
5.	GD7889	6	Bushing, 1" O.D. x 9/16" I.D. x 7/16" Long
6.	G10039	2	Hex Head Cap Screw, 1/2"-13 x 1 3/4"
	G10216	2	Washer, 1/2" USS
	G10111	2	Lock Nut, 1/2"-13
7.	G10585	1	Hex Head Cap Screw, 1/2"-13 x 3 1/4"
	G10216	2	Washer, 1/2" USS
	G10111	1	Lock Nut, 1/2"-13
8.	GD7890	2	Link
9.	G10017	2	Hex Head Cap Screw, 1/2"-13 x 1 1/2"
	G10216	2	Washer, 1/2" USS
	G10111	2	Lock Nut, 1/2"-13
10.	GA5715	1	Anchor
11.	G10017	2	Hex Head Cap Screw, 1/2"-13 x 1 1/2"
	G10111	2	Lock Nut, 1/2"-13
12.	GA5718	1	Support Arm
13.	G10572	6	Truss Head Slotted Machine Screw, 5/16"-18 x 7/8"
	G10106	6	Hex Nut, 5/16"-18
14.	GD1132	2	Dust Cap
15.	G10318	2	Hex Head Cap Screw, 5/8"-11 x 4 1/2"
	GD7805	2	Special Washer, 5/8", Hardened
	G10107	2	Lock Nut, 5/8"-11
16.	GA5654	2	Hub W/Bearings
	GA2014	-	Bearing
17.	GD7823	-	Disc Blade, Solid, 12" (Shown)
	GD8307	-	Disc Blade, Notched, 12"
18.	GD7817-01	2	Spacer, 1 1/16" I.D. x 3/4" Long
	GD7817-04	2	Spacer, 1 1/16" I.D. x 1/2" Long

ROW UNIT MOUNTED RESIDUE WHEEL

(RU103d)

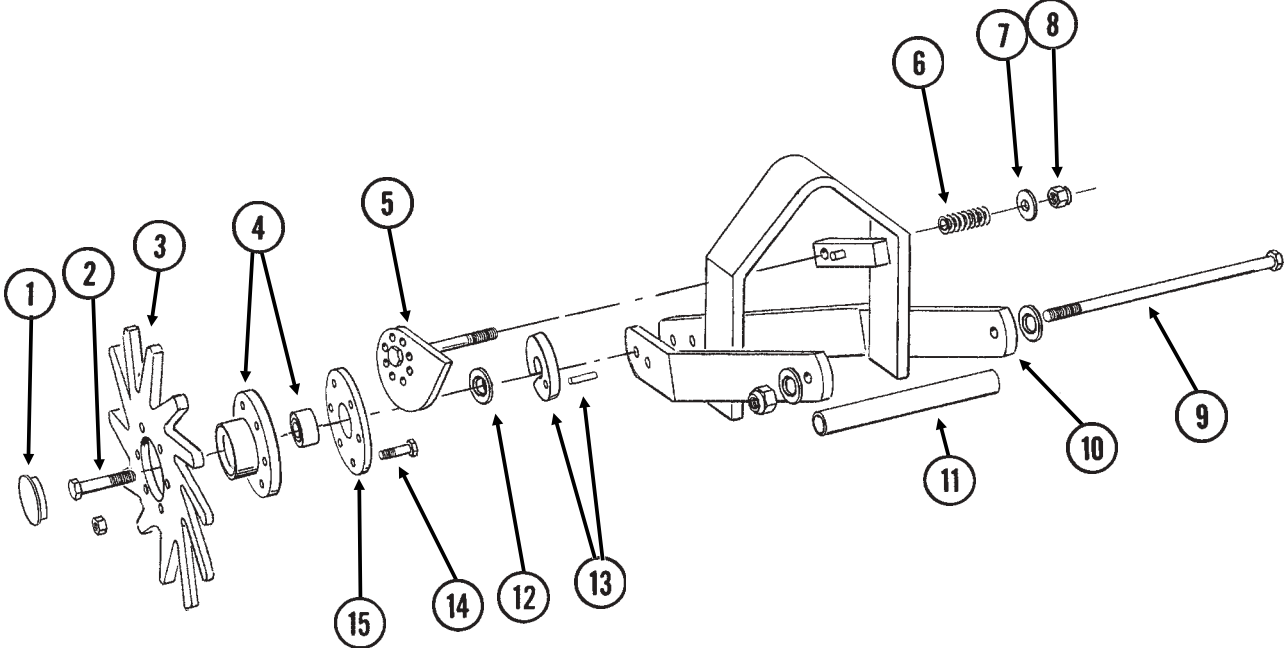


ROW UNIT MOUNTED RESIDUE WHEEL

ITEM	PART NO.	QTY. (Per Row)	DESCRIPTION
1.	GD1132	1	Dust Cap
2.	GD10552	1	Wheel, 12 Tine, $\frac{3}{8}$ " x 12"
3.	G10006	1	Hex Head Cap Screw, $\frac{5}{8}$ "-11 x 2 $\frac{1}{4}$ "
4.	GD9724	1	Backing Plate
5.	G10133	6	Hex Head Cap Screw, $\frac{5}{16}$ "-18 x 1 $\frac{1}{2}$ "
	G10109	6	Lock Nut, $\frac{5}{16}$ "-18, Grade 8
6.	GD9720	2	Spacer, $\frac{1}{2}$ " x 2 $\frac{3}{16}$ " Long
7.	GA6838	1	Wheel Mount
8.	G10033	2	Hex Head Cap Screw, $\frac{1}{2}$ "-13 x 3 $\frac{1}{2}$ "
	G10228	2	Lock Washer, $\frac{1}{2}$ "
	G10102	2	Hex Nut, $\frac{1}{2}$ "-13
9.	GD5857	2	Spring
10.	G10045	2	Hex Head Cap Screw, $\frac{1}{2}$ "-13 x 4 $\frac{1}{2}$ "
	G10228	2	Lock Washer, $\frac{1}{2}$ "
	G10102	2	Hex Nut, $\frac{1}{2}$ "-13
11.	G10348	1	Hex Head Cap Screw, $\frac{1}{2}$ "-13 x 5" (Lockup Bolt)
	G10111	1	Lock Nut, $\frac{1}{2}$ "-13
12.	GD9715	2	Spacer, $\frac{1}{2}$ " x 3" Long
13.	GA6834	1	Lower Link
14.	GA6832	1	Mount
15.	G10574	4	Carriage Bolt, $\frac{1}{2}$ "-13 x 1 $\frac{1}{4}$ "
	G10111	4	Lock Nut, $\frac{1}{2}$ "-13
16.	GA6833	1	Upper Link
17.	G10371	1	Hex Head Cap Screw, $\frac{1}{2}$ "-13 x 3", Full Thread
	G10501	1	Hex Jam Nut, $\frac{1}{2}$ "-13, Grade 2
18.	GA5654	1	Hub W/Bearings
	GA2014	-	Bearing
19.	GD12534	-	Cover
A.	GA7446	-	Wheel Assembly, 12 Tine (Items 2, 4, 5 And 18)

COULTER MOUNTED RESIDUE WHEELS

RUA063(RU104u)

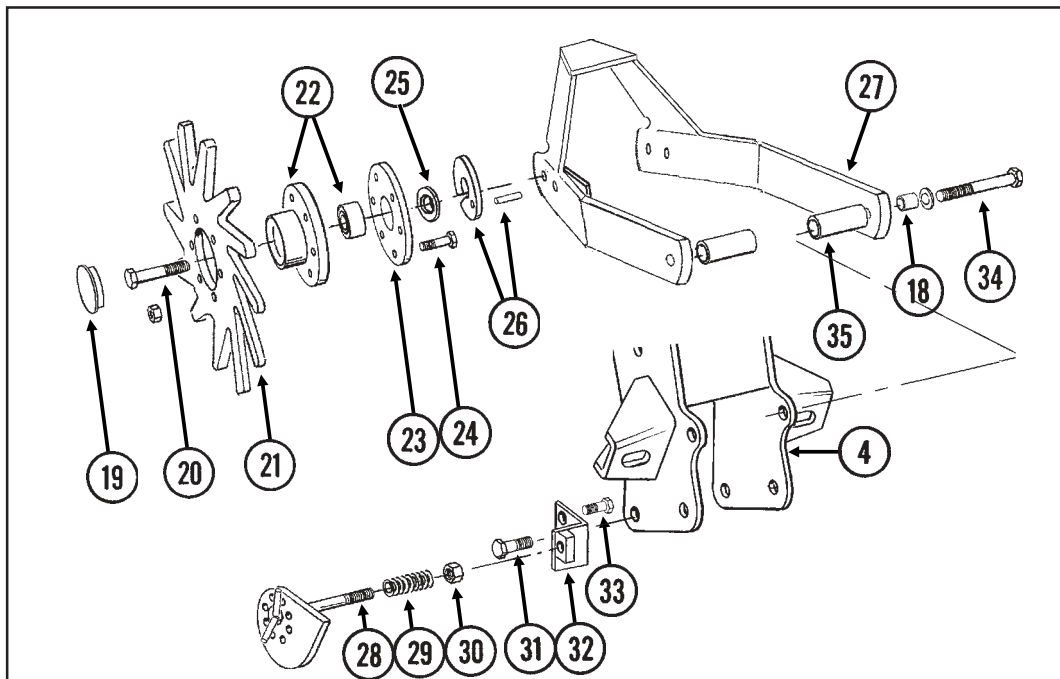
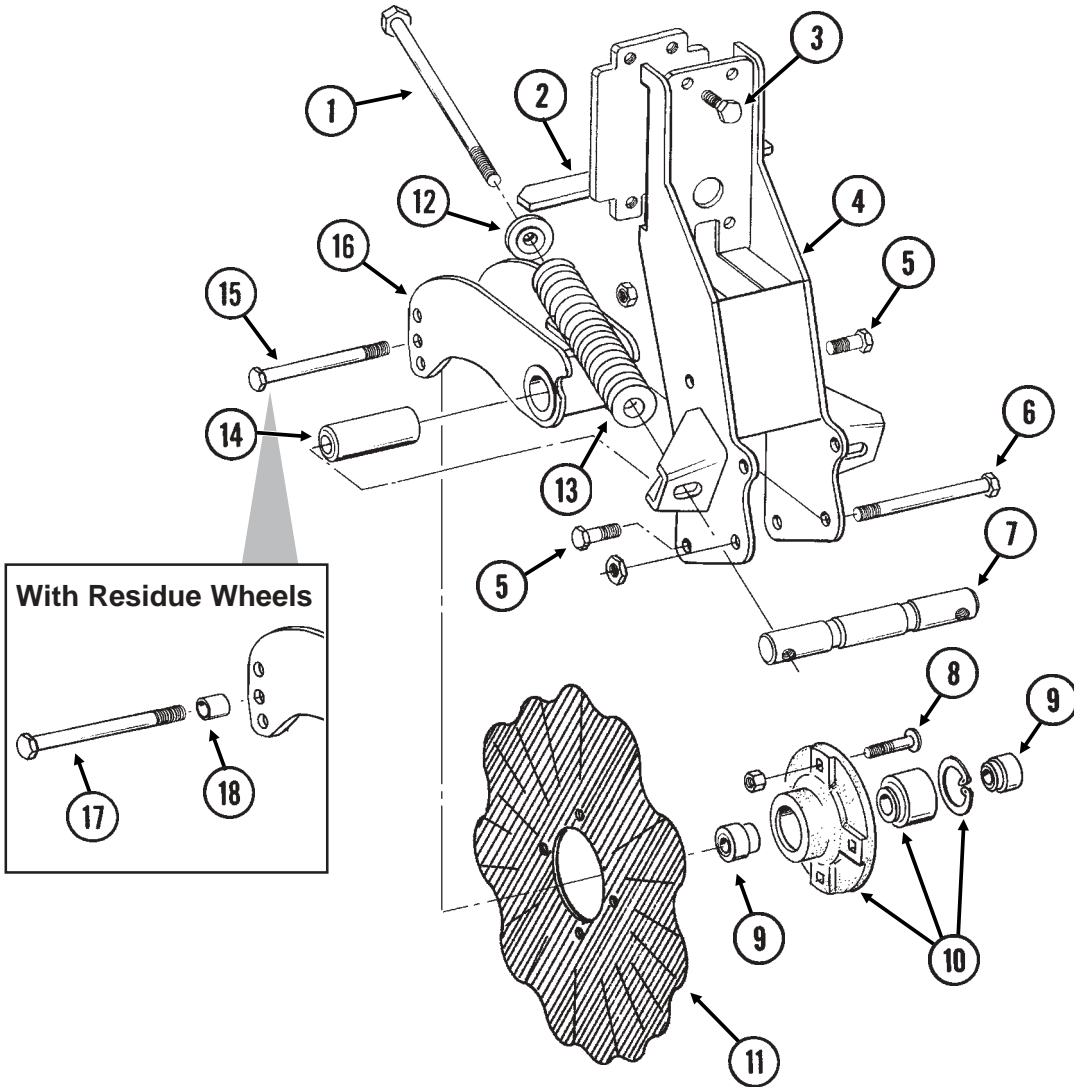


COULTER MOUNTED RESIDUE WHEELS

ITEM	PART NO.	QTY. (Per Row)	DESCRIPTION
1.	GD1132	2	Dust Cap
2.	G10010	2	Hex Head Cap Screw, $\frac{5}{8}$ "-11 x 3"
	G10503	2	Hex Jam Nut, $\frac{5}{8}$ "-11, Grade 2
3.	GD10552	2	Wheel, 12 Tine, $\frac{3}{8}$ " x 12"
4.	GA5654	2	Hub W/Bearings
	GA2014	-	Bearing
5.	GA7412	1	Cam
6.	GD10519	1	Spring
7.	G10206	1	Washer, $\frac{1}{2}$ " SAE
8.	G10974	1	Lock Nut W/Nylon Insert, $\frac{1}{2}$ "-13
9.	G11098	1	Hex Head Cap Screw, $\frac{1}{2}$ "-13 x 9 $\frac{1}{2}$ ", Grade 8
	GD14674	2	Special Washer, $\frac{1}{2}$ ", Hardened
	G10974	1	Lock Nut W/Nylon Insert, $\frac{1}{2}$ "-13
10.	GA7271	1	Mount
11.	GD10526	1	Sleeve, 7 $\frac{1}{2}$ "
12.	G10213	2	Machine Bushing, $\frac{5}{8}$ " (.030" Thick)
13.	GA8760	2	Weed Guard W/Spring Pin
	G10765	-	Spring Pin, $\frac{1}{4}$ " x 1"
14.	G10133	12	Hex Head Cap Screw, $\frac{5}{16}$ "-18 x 1 $\frac{1}{2}$ "
	G10109	12	Lock Nut, $\frac{5}{16}$ "-18, Grade 8
15.	GD9724	2	Backing Plate
A.	GA7446	-	Wheel Assembly, 12 Tine, R.H. (Items 3, 4, 14 And 15) (Shown)
	GA7445	-	Wheel Assembly, 12 Tine, L.H. (Items 3, 4, 14 And 15)

FRAME MOUNTED COULTER W/RESIDUE WHEELS

(RU135c/RU135g/RU135hh)



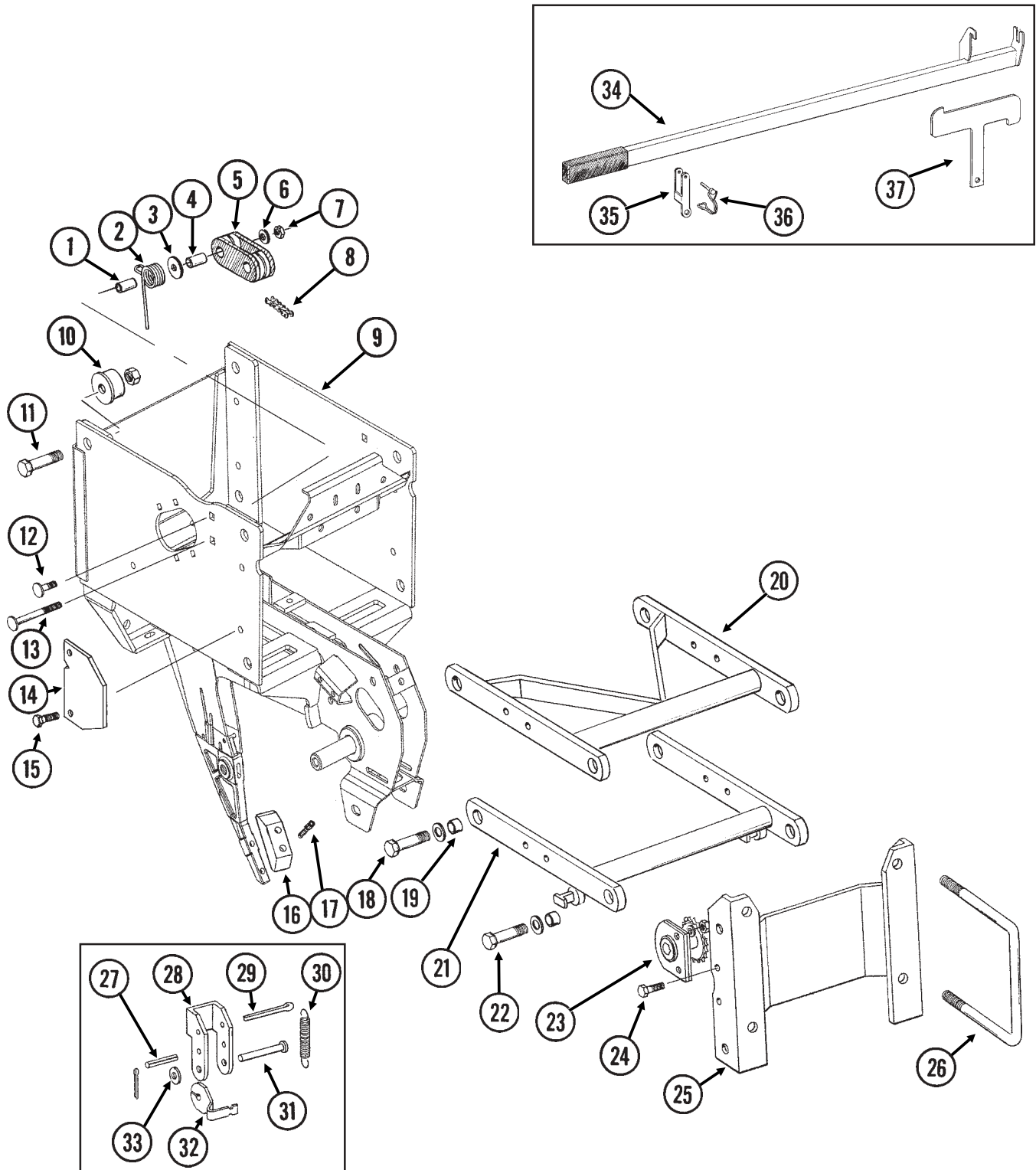
FRAME MOUNTED COULTER W/RESIDUE WHEELS

ITEM	PART NO.	QTY. (Per Row)	DESCRIPTION
1.	G11010	2	Hex Head Cap Screw, 3/4"-10 x 12"
2.	GA9844	1	Plate W/Angle
3.	G10039	4	Hex Head Cap Screw, 1/2"-13 x 1 3/4"
4.	GA9131	1	Coulter Frame
5.	G10007	4	Hex Head Cap Screw, 5/8"-11 x 1 1/2"
	G10107	4	Lock Nut, 5/8"-11
6.	G10400	1	Hex Head Cap Screw, 3/4"-10 x 6 1/2"
	G10112	1	Lock Nut, 3/4"-10
7.	GD12826	1	Spring Anchor Bar
8.	G10574	4	Carriage Bolt, 1/2"-13 x 1 1/4"
	G10111	4	Lock Nut, 1/2"-13
9.	GD12827	2	Adapter
10.	GA8641	1	Hub W/Bearing And Retaining Ring
	GA8603	1	Double Row Bearing
	GD11652	1	Retaining Ring, 2 7/16"
11.	GD7803	1	Disc Blade, Fluted, 1", 8 Flutes (Shown)
	GD7804	-	Disc Blade, Bubbled, 1"
	GD9254	-	Disc Blade, Fluted, 3/4", 13 Flutes
12.	GB0213	2	Spring Seat
13.	GD12817	2	Compression Spring
14.	GD12829	1	Sleeve
15.	G10046	1	Hex Head Cap Screw, 5/8"-11 x 5"
	G10107	1	Lock Nut, 5/8"-11
16.	GA9845	1	Coulter Arm W/Grease Fitting
	G10643	-	Grease Fitting, 45°, 1/4"-28
17.	G10011	1	Hex Head Cap Screw, 5/8"-11 x 5 1/2"
	G10107	1	Lock Nut, 5/8"-11
18.	GB0218	3	Bushing, 21/32" I.D. x 7/8" O.D. x 19/32" Long
19.	GD1132	2	Dust Cap
20.	G10010	2	Hex Head Cap Screw, 5/8"-11 x 3"
	G10503	2	Hex Jam Nut, 5/8"-11, Grade 2
21.	GD10552	2	Wheel, 12 Tine, 3/8" x 12"
22.	GA5654	2	Hub W/Bearings
	GA2014	-	Bearing
23.	GD9724	2	Backing Plate
24.	G10133	12	Hex Head Cap Screw, 5/16"-18 x 1 1/2"
	G10109	12	Lock Nut, 5/16"-18, Grade 8
25.	G10213	2	Machine Bushing, 5/8" (.030" Thick)
26.	GA9862	2	Weed Guard W/Spring Pin
	G10765	-	Spring Pin, 1/4" x 1"
27.	GA9865	1	Mount
28.	GA9861	1	Cam
29.	GD10519	1	Spring
30.	G10974	1	Lock Nut W/Nylon Insert, 1/2"-13
31.	G10005	1	Hex Head Cap Screw, 5/8"-11 x 1 3/4"
	G10107	4	Lock Nut, 5/8"-11
32.	GA9864	1	Support
33.	G10014	1	Hex Head Cap Screw, 1/2"-13 x 1"
	G10102	1	Hex Nut, 1/2"-13
34.	G10011	2	Hex Head Cap Screw, 5/8"-11 x 5 1/2"
	G10205	2	Washer, 5/8" SAE
	G10730	2	Lock Nut W/Nylon Insert, 5/8"-11
35.	GD14170	2	Sleeve, 3"
A.	GA7446	-	Wheel Assembly, 12 Tine, R.H. (Items 21-24) (Shown)
	GA7445	-	Wheel Assembly, 12 Tine, L.H. (Items 21-24)

INTERPLANT® PUSH ROW UNIT

(RU121/RU141a)

NOTE: Push row units use the same seed tube, row unit depth adjustment components, quick adjustable down force springs, 15" opener disc blades, gauge wheels, closing wheels, meter drive and seed hopper as the pull row unit. See those pages for common parts.

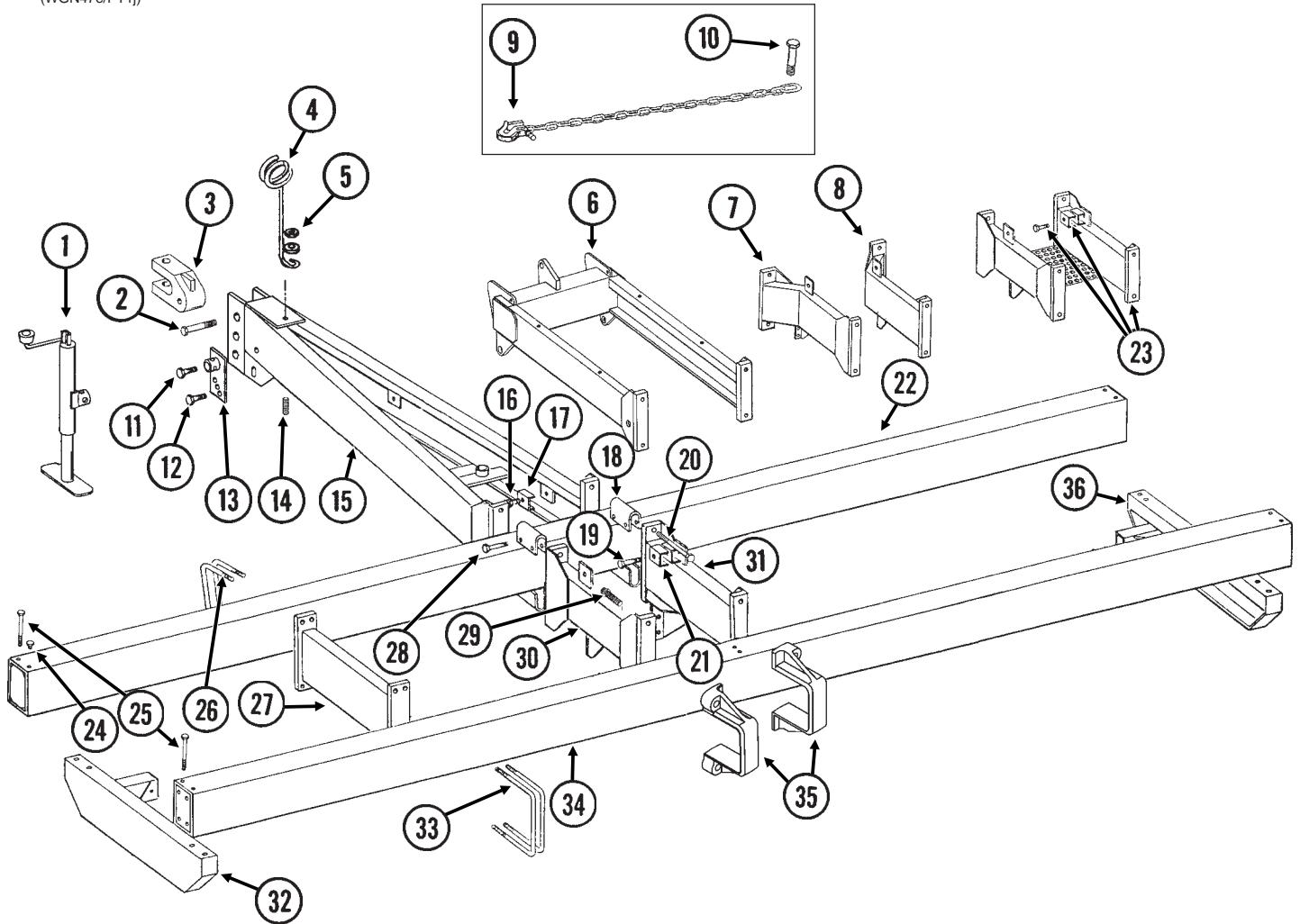


INTERPLANT® PUSH ROW UNIT

ITEM	PART NO.	QTY. (Per Row)	DESCRIPTION
1.	GD1026	1	Sleeve, 1 3/16" Long
2.	GD11218	1	Spring
3.	G10201	1	Special Washer, 3/8" x 1 1/2" O.D.
4.	GD8893-01	1	Sleeve, 1 3/8" Long
5.	GD11962	1	Idler
6.	G10210	1	Washer, 3/8" USS
7.	G10108	1	Lock Nut, 3/8"-16
8.	G3303-96	1	Chain, No. 41, 96 Pitch Including Connector Link
	GR0196	1	Connector Link, No. 41
9.	GA10161	-	Push Row Unit Shank
10.	GB0314	2	Hopper Mount
11.	G10751	2	Hex Head Cap Screw, 5/8"-18 x 1 3/4"
	G10412	2	Lock Nut, 5/8"-18
12.	G10599	1	Carriage Bolt, 3/8"-16 x 1 1/4"
	G10101	1	Hex Nut, 3/8"-16
	G10108	1	Lock Nut, 3/8"-16
13.	G10307	1	Carriage Bolt, 3/8"-16 x 3 1/2"
14.	GD10867	2	Stop
15.	G10004	4	Hex Head Cap Screw, 3/8"-16 x 1 1/4"
	G10108	4	Lock Nut, 3/8"-16
16.	GB0301	1	Seed Tube Guard/Inner Scraper
17.	G10912	2	Hex Socket Head Cap Screw, 5/16"-18 x 1", Grade 8
18.	G10751	4	Hex Head Cap Screw, 5/8"-18 x 1 3/4"
	GD7805	4	Special Washer, 5/8", Hardened
	G10412	4	Lock Nut, 5/8"-18
19.	GB0218	8	Bushing, 21/32" I.D. x 7/8" O.D. x 19/32" Long
20.	GA8930	-	Upper Arm
21.	GA5787	1	Lower Arm
22.	G10732	4	Hex Head Cap Screw, 5/8"-18 x 2"
	GD7805	4	Special Washer, 5/8", Hardened
	G10412	4	Lock Nut, 5/8"-18
23.	GA1720	1	Bearing/Sprocket, 7/8" Hex Bore
24.	G10004	2	Hex Head Cap Screw, 3/8"-16 x 1 1/4"
	G10229	2	Lock Washer, 3/8"
	G10101	2	Hex Nut, 3/8"-16
25.	GA5786	1	Mounting Plate
26.	GD1114	2	U-Bolt, 7" x 7" x 5/8"-11
	GD1113	-	U-Bolt, 5" x 7" x 5/8"-11
	G10230	4	Lock Washer, 5/8"
	G10104	4	Hex Nut, 5/8"-11
27.	G10718	2	Spring Pin, 5/16" x 1 1/8"
28.	GD11264	2	Lockup
29.	G10463	2	Cotter Pin, 1/4" x 1 1/2"
30.	GD11447	2	Spring
31.	G10284	2	Clevis Pin, 1/2" x 1 1/2"
	G10456	2	Cotter Pin, 1/8" x 3/4"
32.	GD11263	2	Spring Tab
33.	G10216	2	Washer, 1/2" USS
34.	GA8651	1	Lift Lever W/Boot
	GD11649	-	Boot
35.	GD11659	1	Bracket
36.	GD9695	1	Wire Lock Pin, 1/4" x 1 3/4"
37.	GD11752	1	Mount

HITCH AND FRAME ASSEMBLY/SAFETY CHAIN

(WGN47e/PT1j)



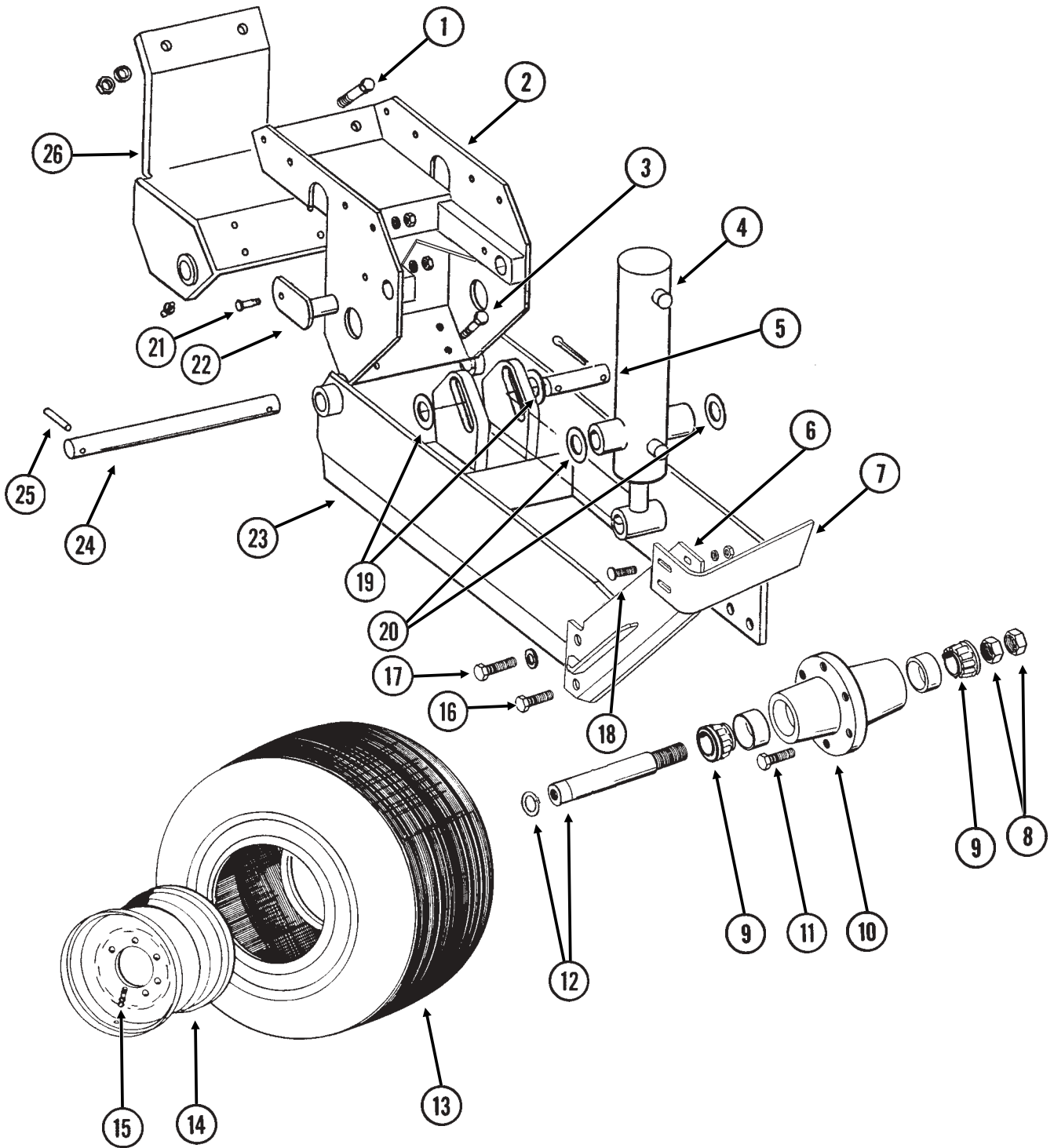
ITEM	PART NO.	QTY.	DESCRIPTION
1.	G4100-02	1	Jack Assembly
	GR0255	-	Repair Kit (Chain And Pin)
2.	G10169	1	Hex Head Cap Screw, 1 1/4"-7 x 6"
	G10157	1	Lock Nut, 1 1/4"-7
3.	GB0156	1	Clevis
4.	GD7140	1	Hose Holder
5.	G10348	1	Hex Head Cap Screw, 1/2"-13 x 5"
	G10216	1	Washer, 1/2" USS
	G10228	1	Lock Washer, 1/2"
	G10102	1	Hex Nut, 1/2"-13
6.		-	See "Interplant® Self-Leveling Hitch Extension", Pages P68 And P69
7.	GA9428	-	Center Extension, L.H., Offset, 24"
8.	GA9429	-	Center Extension, R.H., Offset, 24"
9.	GA4774	1	Safety Chain, 3/8"

HITCH AND FRAME ASSEMBLY/SAFETY CHAIN

ITEM	PART NO.	QTY.	DESCRIPTION
10.	G11058	1	Hex Head Cap Screw, 1 1/4"-7 x 3"
	G10206	1	Washer, 1 1/2" SAE
	GD10646	1	Special Washer
	G10157	1	Lock Nut, 1 1/4"-7
11.	G10007	1	Hex Head Cap Screw, 5/8"-11 x 1 1/2"
	G10107	1	Lock Nut, 5/8"-11
12.	G10017	1	Hex Head Cap Screw, 1/2"-13 x 1 1/2"
	G10216	1	Washer, 1/2" USS
	G10111	1	Lock Nut, 1/2"-13
13.	GA7909	1	Jack Adjustment Bracket
14.	GD5888	1	Spring
15.	GA8670	1	Hitch
16.	G10047	2	Hex Head Cap Screw, 3/8"-16 x 1 3/4"
	G10108	2	Lock Nut, 3/8"-16
17.	GD5875	2	Hose Clamp, 9/16" x 2 1/2" x 2"
18.	GA5197	-	Spacer
19.	G10048	-	Hex Head Cap Screw, 3/8"-16 x 2"
	G10108	-	Lock Nut, 3/8"-16
20.	G10993	4	Hex Head Cap Screw, 1"-8 x 8 1/2", Grade 8
	G10647	4	Hex Nut, 1"-8, Grade 8
21.	GD6027	-	Hose Clamp, 3/4" x 2 1/2" x 2 1/2"
22.	A8011	1	Double Frame® Toolbar, 7" x 5" x 120", 4 Row 30" (Non-Stock Item)
	A8012	-	Double Frame® Toolbar, 7" x 5" x 144", 4 Row 36"/38" (Non-Stock Item)
	A8013	-	Double Frame® Toolbar, 7" x 5" x 180", 6 Row 30" (Non-Stock Item)
	A8014	-	Double Frame® Toolbar, 7" x 5" x 220", 6 Row 36"/38" (Non-Stock Item)
	A8015	-	Double Frame® Toolbar, 7" x 5" x 240", 8 Row 30" (Non-Stock Item)
23.	GA9007	-	Hitch Extension W/Hose Clamps And Hardware
	GD6027	-	Hose Clamp, 3/4" x 2 1/2" x 2 1/2"
	G10048	-	Hex Head Cap Screw, 3/8"-16 x 2"
	G10108	-	Lock Nut, 3/8"-16
24.	G10903	-	Cap Plug
25.	G10895	8	Hex Head Cap Screw, 3/4"-10 x 8 1/2"
	G10112	8	Lock Nut, 3/4"-10
26.	GD1113	-	U-Bolt, 5" x 7" x 5/8"-11
	G10230	-	Lock Washer, 5/8"
	G10104	-	Hex Nut, 5/8"-11
27.	GA4265	-	Straight Extension
28.	G10061	4	Hex Head Cap Screw, 3/8"-16 x 3 1/2"
	G10210	4	Washer, 3/8" USS
	G10108	4	Lock Nut, 3/8"-16
29.	G11085	4	Flanged Cap Screw, 12 Point, 1"-14 x 3"
30.	GA9427	-	Hitch/Center Extension, L.H., Straight, 24"
31.	GA9426	-	Hitch/Center Extension, R.H., Straight, 24"
32.	GA9439	-	End Extension, L.H.
33.	GD1114	-	U-Bolt, 7" x 7" x 5/8"-11
	G10230	-	Lock Washer, 5/8"
	G10104	-	Hex Nut, 5/8"-11
34.	A8016	1	Toolbar, 7" x 7" x 120", 4 Row 30" (Non-Stock Item)
	A8017	-	Toolbar, 7" x 7" x 144", 4 Row 36"/38" (Non-Stock Item)
	A8018	-	Toolbar, 7" x 7" x 180", 6 Row 30" (Non-Stock Item)
	A8019	-	Toolbar, 7" x 7" x 220", 6 Row 36"/38" (Non-Stock Item)
	A8020	-	Toolbar, 7" x 7" x 240", 8 Row 30" (Non-Stock Item)
35.	GB0329	2	Hitch Clamp
36.	GA9438	-	End Extension, R.H.

TRANSPORT AND GROUND DRIVE WHEEL ASSEMBLY

(PT2))



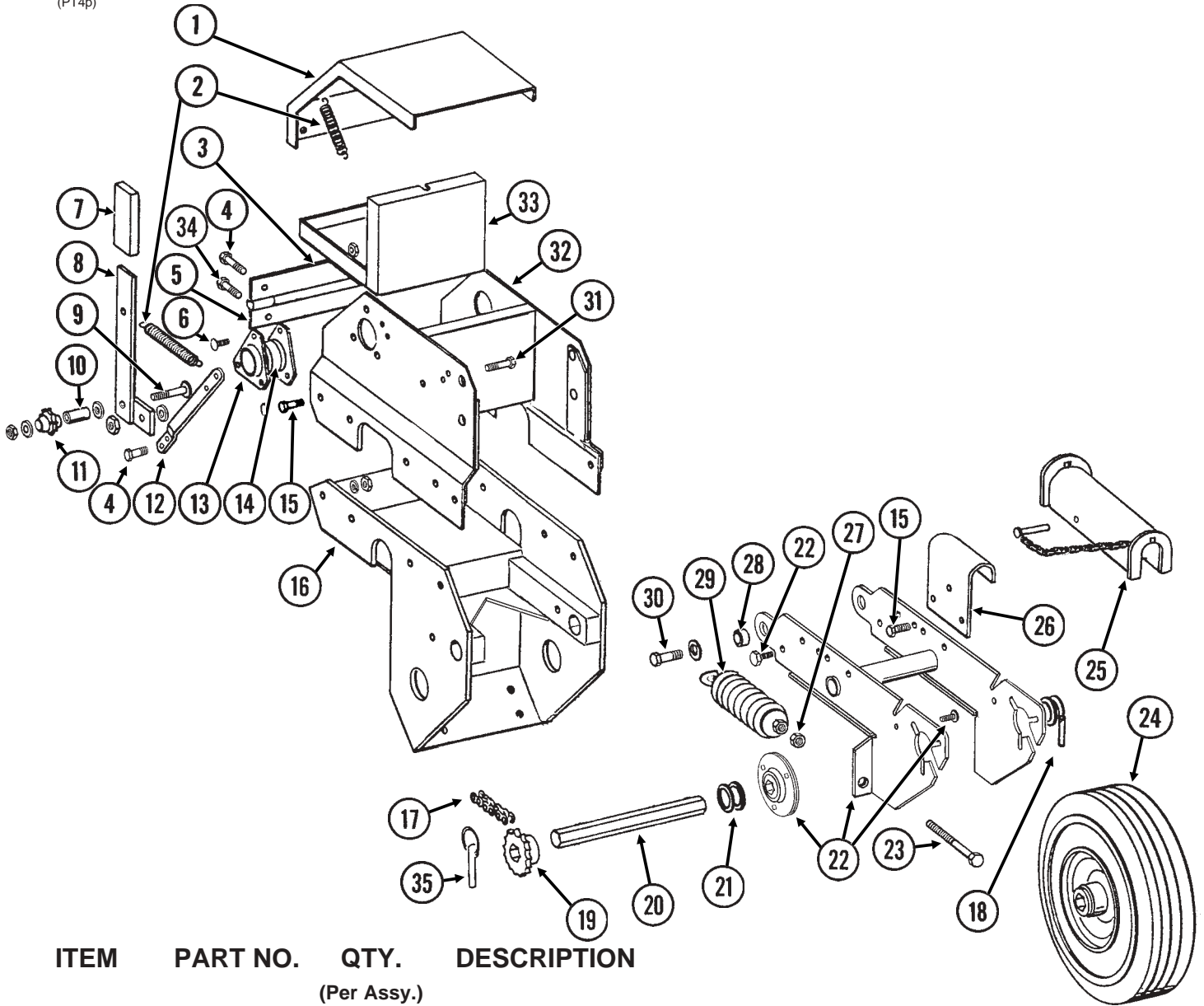
TRANSPORT AND GROUND DRIVE WHEEL ASSEMBLY

ITEM	PART NO.	QTY.	DESCRIPTION
		(Per Assy.)	
1.	G10009	2	Hex Head Cap Screw, 5/8"-11 x 2 1/2"
	G10230	2	Lock Washer, 5/8"
	G10104	2	Hex Nut, 5/8"-11
2.	GA5122	1	Wheel Tower Clamp
3.	G10008	4	Hex Head Cap Screw, 5/8"-11 x 2"
	GD7805	4	Special Washer, 5/8", Hardened
	G10230	4	Lock Washer, 5/8"
	G10104	4	Hex Nut, 5/8"-11
4.		-	See "Master/Slave/Lift Assist Cylinders", Pages P50 And P51
5.	GD5841	1	Pin, 1 1/4" x 5 5/8"
	G10460	2	Cotter Pin, 1/4" x 2"
6.	GA7376	1	Scraper Mount
7.	GD10010	1	Scraper
8.	G11081	2	Hex Jam Nut, 1 1/2"-12, Grade 2
9.	GA0895	2	Bearing
10.	GA2148	1	Hub W/Cups, 6 Bolt
	GR0434	-	Cup
11.	GR0270	6	Lug Bolt, 9/16"-18
12.	GA2558	1	Spindle W/Round External Retaining Ring, 9 1/2"
	GD11490	-	Round External Retaining Ring
13.	GD13401	-	Tire, 7.50" x 20", 8 Ply, Tubeless W/O Center Rib (Specify Brand*)
14.	GA2142	1	Rim, 5.50" x 20"
15.	GA7434	1	Valve Stem
16.	G10025	2	Hex Head Cap Screw, 3/4"-10 x 1 1/2"
	G10231	2	Lock Washer, 3/4"
	G10105	2	Hex Nut, 3/4"-10
17.	G10026	2	Hex Head Cap Screw, 3/4"-10 x 2"
	G10231	2	Lock Washer, 3/4"
18.	G10636	4	Carriage Bolt, 1/2"-13 x 1 1/2"
	G10228	4	Lock Washer, 1/2"
	G10216	4	Washer, 1/2" USS
	G10102	4	Hex Nut, 1/2"-13
19.	G10139	2	Washer, 1 1/4" USS
20.	G10159	-	Machine Bushing, 1 1/4", 10 Gauge (As Required)
21.	G10581	2	Hex Head Cap Screw, 1/2"-13 x 2 1/4"
	G10111	2	Lock Nut, 1/2"-13
22.	GA5121	2	Pin, 2 1/8"
23.	GA8839	1	Arm
24.	GD11695	1	Pin, 1 1/4" x 13 1/4"
25.	G10610	2	Spring Pin, 3/8" x 2"
26.	GA9877	1	Clamp W/Grease Fittings
	G10640	2	Grease Fitting, 1/4"-28
A.	GA2147	-	Hub And Spindle Assembly (Items 8-10 And 12)
B.	GA7409	-	Scraper Assembly (Items 6, 7, 16 And 18)

* Specific brand requests will be supplied only as available from current KINZE® Repair Parts stock. If a specific brand requested is not in stock, the brand available will be supplied.

CONTACT DRIVE WHEEL AND ARM ASSEMBLY

(PT4p)



ITEM	PART NO.	QTY.	DESCRIPTION
		(Per Assy.)	
1.	GA5182	1	Cover
2.	GD5857	2	Spring
3.	GD5790	1	Hinge W/Pins, Male
4.	G10023	4	Hex Head Cap Screw, 1/4"-20 x 3/4"
	G10227	4	Lock Washer, 1/4"
	G10103	4	Hex Nut, 1/4"-20
5.	GD5789	1	Hinge, Female
6.	G10303	-	Carriage Bolt, 5/16"-18 x 1"
	G10232	-	Lock Washer, 5/16"
	G10219	-	Washer, 5/16" USS (As Required)
	G10106	-	Hex Nut, 5/16"-18
7.	GD5827	1	Cover
8.	GA5157	1	Idler Arm, L.H.
	GA5158	-	Idler Arm, R.H.
9.	G10306	1	Carriage Bolt, 3/8"-16 x 2"
	G10203	-	Washer, 3/8" SAE (As Required)
	G10210	-	Washer, 3/8" USS (As Required)
	G10108	1	Lock Nut, 3/8"-16

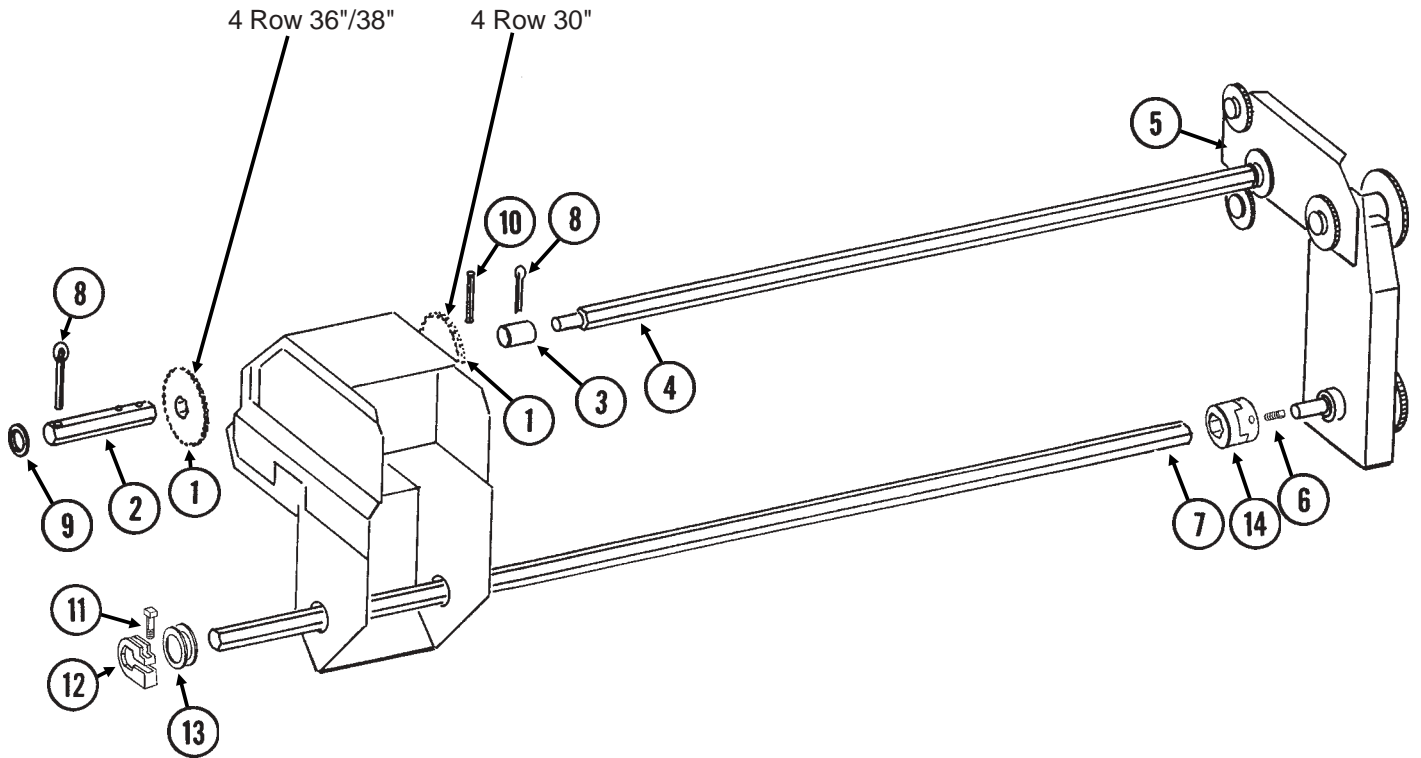
CONTACT DRIVE WHEEL AND ARM ASSEMBLY

ITEM	PART NO.	QTY.	DESCRIPTION
		(Per Assy.)	
10.	GD1026	1	Sleeve, 1 ³ / ₁₆ " Long
11.	GD7426	1	Sprocket, 12 Tooth
12.	GD5860	1	Bar
13.	G3400-01	-	Flangette
14.	G2100-03	-	Bearing, ⁷ / ₈ " Hex Bore, Spherical
15.	G10001	6	Hex Head Cap Screw, ³ / ₈ "-16 x 1"
	G10229	6	Lock Washer, ³ / ₈ "
	G10101	6	Hex Nut, ³ / ₈ "-16
16.		-	See "Transport And Ground Drive Wheel Assembly", Pages P36 And P37
17.	G3310-132	1	Chain, No. 40, 132 Pitch Including Connector Link
	GR0912	-	Connector Link, No. 40
18.	G10602	1	Spring Pin, ¹ / ₄ " x 1 ¹ / ₂ "
19.	GA5105	1	Sprocket, 15 Tooth
20.	GD6825-10.375	1	Hex Shaft, ⁷ / ₈ " x 10 ³ / ₈ " (2 Holes)
21.	G10233	6	Machine Bushing, 1", 10 Gauge
22.	A7370	1	Arm W/Flanged Bearings And Hardware (Non-Stock Item) (Sub G1K253)
	G10303	6	Carriage Bolt, ⁵ / ₁₆ "-18 x 1"
	G10232	6	Lock Washer, ⁵ / ₁₆ "
	G10106	6	Hex Nut, ⁵ / ₁₆ "-18
	GA9846	2	Flanged Bearing, ⁷ / ₈ " Hex Bore
	G10055	2	Hex Head Cap Screw, ⁵ / ₈ "-11 x 1 ¹ / ₄ " (Stop Bolt)
	G10107	2	Lock Nut, ⁵ / ₈ "-11
23.	G10890	2	Hex Head Adjusting Bolt, ¹ / ₂ "-13 x 4", Grade 2
24.	GA5090	1	Tire And Rim Assembly (Specify Brand*)
	GD5753	-	Tire, 4.10" x 6" (Specify Brand*)
	GD5752	-	Tube
25.	GA9870	-	Lockup W/Pin (Used W/Item 23, Pages P38 And P39)
26.	GD7944	1	Mount
27.	G10501	2	Hex Jam Nut, ¹ / ₂ "-13, Grade 2
28.	GB0218	2	Bushing, ²¹ / ₃₂ " I.D. x ⁷ / ₈ " O.D. x ¹⁹ / ₃₂ " Long
29.	GA2068	2	Spring W/Plug
30.	G10751	2	Hex Head Cap Screw, ⁵ / ₈ "-18 x 1 ³ / ₄ "
	G10235	6	Machine Bushing, ⁷ / ₈ ", 14 Gauge
	GD7805	2	Special Washer, ⁵ / ₈ ", Hardened
	G10412	2	Lock Nut, ⁵ / ₈ "-18
31.	G10001	1	Hex Head Cap Screw, ³ / ₈ "-16 x 1"
	G10229	1	Lock Washer, ³ / ₈ "
	G10370	1-2	Machine Bushing, ³ / ₈ ", 22 Gauge
	GD5756	1	Special Nut, ³ / ₈ "-16
32.	GA5118	1	Mount
33.	GA7235	1	Tool Box Insert
34.	G10064	2	Hex Head Cap Screw, ¹ / ₄ "-20 x 1"
	G10209	2	Washer, ¹ / ₄ " USS
	G10227	2	Lock Washer, ¹ / ₄ "
	G10103	2	Hex Nut, ¹ / ₄ "-20
35.	GD2558	1	Lynch Pin, ¹ / ₄ "
A.	G1K253	-	Contact Wheel Arm Replacement Kit, (Items 18, 20, 22, 23 And 27)

* Specific brand requests will be supplied only as available from current KINZE® Repair Parts stock. If a specific brand requested is not in stock, the brand available will be supplied. Different brand tires may have different diameters. Change in tire brand may affect rates. Field checks are recommended after any change in contact tires.

DRIVELINE, 4 ROW 30"/36"/38"

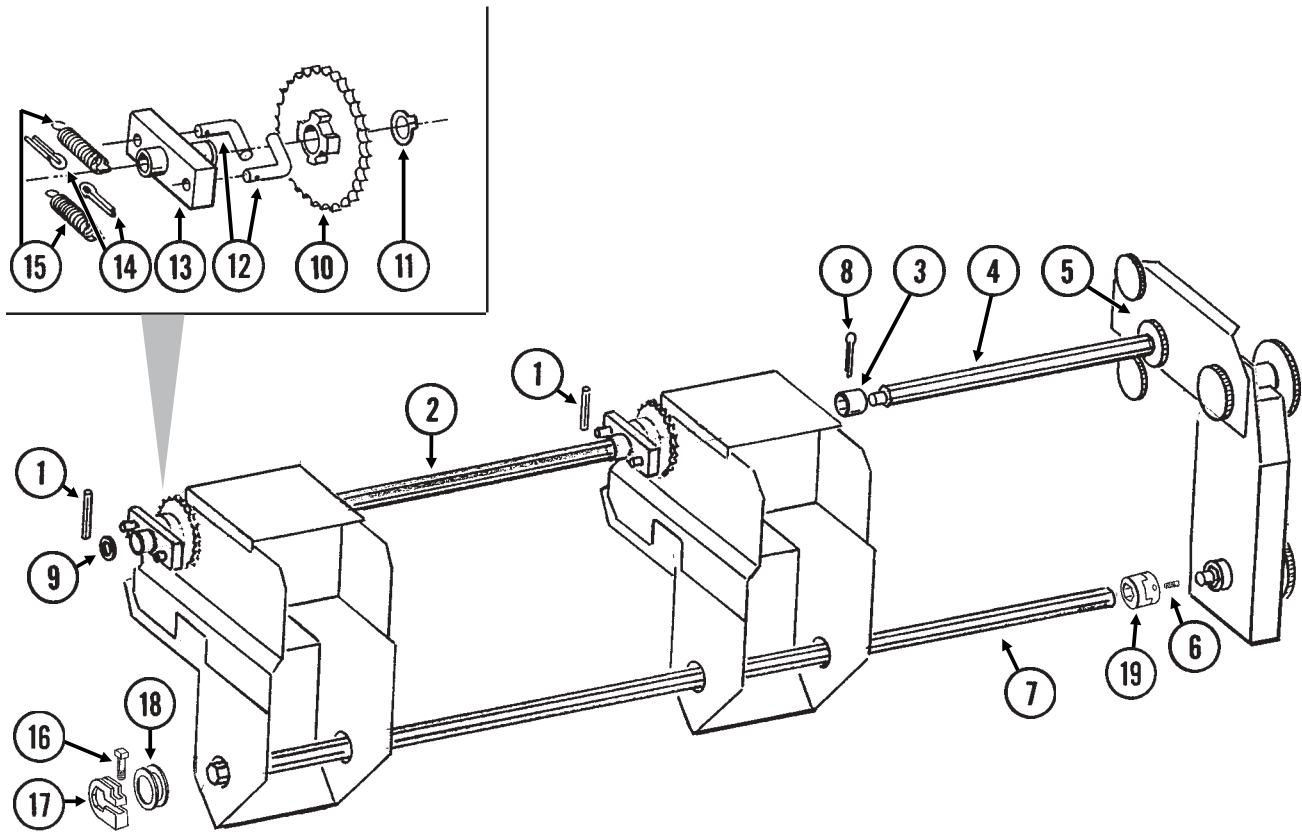
PTD033(PT5b)



ITEM	PART NO.	QTY.	DESCRIPTION
1.	GA5114	1	Sprocket, 30 Tooth
2.	GD7819	1	Hex Shaft, $\frac{7}{8}$ " x 15 $\frac{1}{4}$ " (3 Holes), 4 Row 30"
	GD5958	-	Hex Shaft, $\frac{7}{8}$ " x 16" (4 Holes), 4 Row 36"/38"
3.	GD5961	1	Coupler, 2 $\frac{1}{4}$ "
4.	GD5885-02	1	Hex Shaft, $\frac{7}{8}$ " x 19" (6 Holes), 4 Row 30"
	GD5885-03	-	Hex Shaft, $\frac{7}{8}$ " x 24" (6 Holes), 4 Row 36"/38"
5.		-	See "Seed Rate Transmission Assembly", Pages P42 And P43
6.	G10131	4	Square Head Set Screw, $\frac{5}{16}$ "-18 x $\frac{3}{4}$ "
7.	GD0914-109	1	Hex Shaft, $\frac{7}{8}$ " x 109" (No Holes), 4 Row 30"
	GD0914-134	-	Hex Shaft, $\frac{7}{8}$ " x 134" (No Holes), 4 Row 36"/38"
8.	G10460	2	Cotter Pin, $\frac{1}{4}$ " x 2"
9.	G10233	-	Machine Bushing, 1", 10 Gauge (As Required)
10.	G10602	1	Spring Pin, $\frac{1}{4}$ " x 1 $\frac{1}{2}$ "
11.	G10130	1	Square Head Machine Bolt, $\frac{5}{16}$ "-18 x 1 $\frac{3}{4}$ "
	G10923	1	Flange Nut, $\frac{5}{16}$ "-18, No Serration
12.	GD11045	1	Lock Clamp
13.	G10233	2	Machine Bushing, 1", 10 Gauge
14.	GB0287	2	Coupler
A.	G1K269	-	Lock Clamp Kit (Items 11 And 12)

DRIVELINE, 6 ROW 30"/36"/38" AND 8 ROW 30"

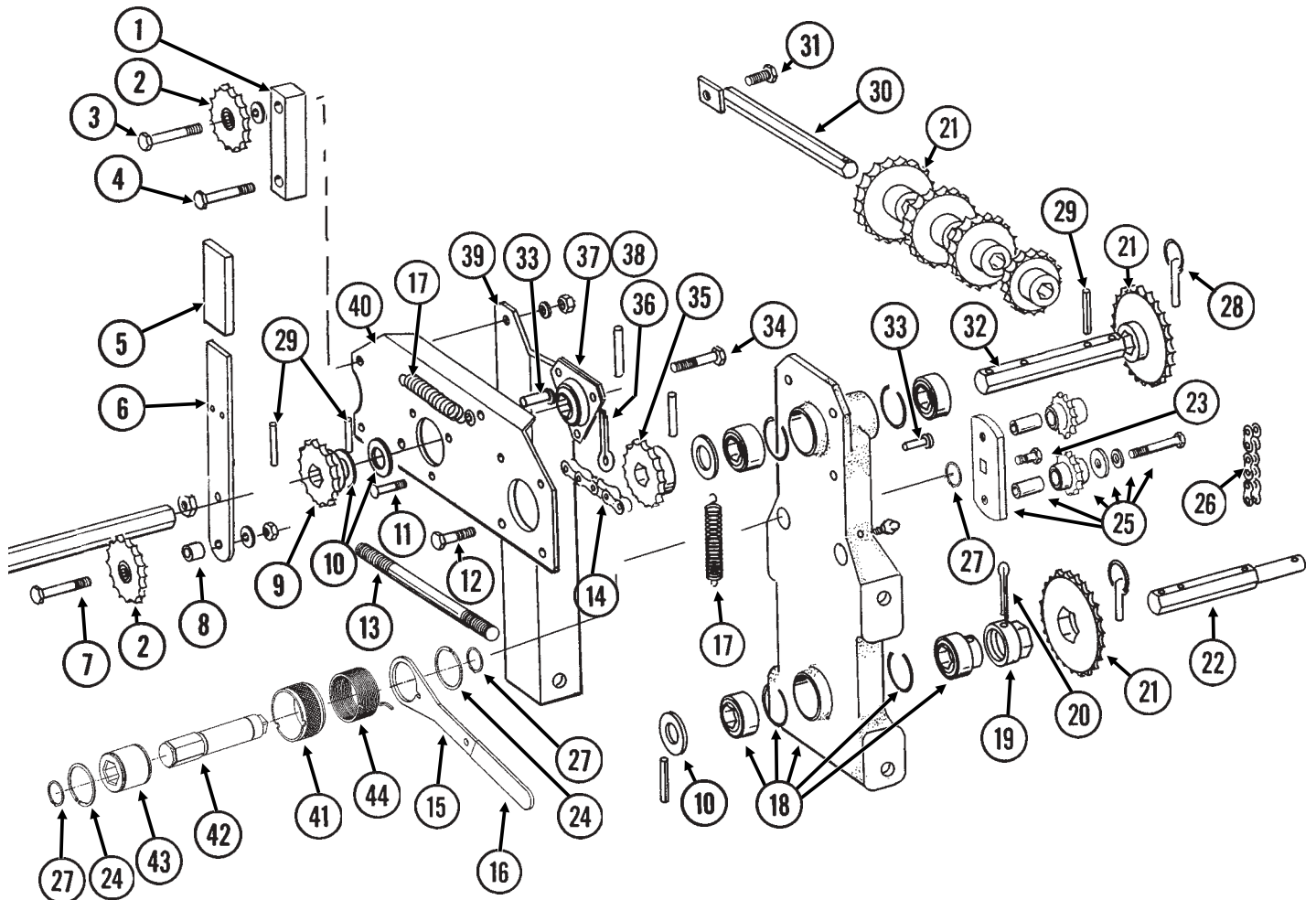
PTD016/PTD034(PT6/PT7c)



ITEM	PART NO.	QTY.	DESCRIPTION
1.	G10602	2	Spring Pin, 1/4" x 1 1/2"
2.	GD5884-01	1	Hex Shaft, 7/8" x 36" (3 Holes), 6 Row 30" And 8 Row 30"
	GD5960	-	Hex Shaft, 7/8" x 50" (6 Holes), 6 Row 36"/38"
3.	GD5961	1	Coupler, 2 1/4"
4.	GD5885-01	1	Hex Shaft, 7/8" x 30" (6 Holes), 6 Row 30"/36"/38" And 8 Row 30"
5.		-	See "Seed Rate Transmission Assembly", Pages P42 And P43
6.	G10131	4	Square Head Set Screw, 5/16"-18 x 3/4"
7.	GD0914-170	1	Hex Shaft, 7/8" x 170" (No Holes), 6 Row 30"
	GD0914-210	-	Hex Shaft, 7/8" x 210" (No Holes), 6 Row 36"/38"
	GD0914-230	-	Hex Shaft, 7/8" x 230" (No Holes), 8 Row 30"
8.	G10460	2	Cotter Pin, 1/4" x 2"
9.	G10233	-	Machine Bushing, 1", 10 Gauge (As Required)
10.	GA5165	1	Sprocket, 30 Tooth
11.	G10430	1	External Retaining Ring, 1 1/4"
12.	GD1255	2	L-Pin
13.	GA0378	1	Block And Hub Assembly
14.	G10464	2	Cotter Pin, 3/16" x 1"
15.	GD1256	2	Spring
16.	G10130	1	Square Head Machine Bolt, 5/16"-18 x 1 3/4"
	G10923	1	Flange Nut, 5/16"-18, No Serration
17.	GD11045	1	Lock Clamp
18.	G10233	2	Machine Bushing, 1", 10 Gauge
19.	GB0287	2	Coupler
A.	GA5164	-	Ratchet/Sprocket Assembly, Includes: (2) GD1256, (2) G10464, (1) GA0378, (2) GD1255, (1) GA5165, (1) G10430
B.	G1K269	-	Lock Clamp Kit (Items 16 And 17)

SEED RATE TRANSMISSION ASSEMBLY

(PT8k)



ITEM	PART NO.	QTY.	DESCRIPTION
1.	GD12571	-	Spacer, 1" x 4"
2.	GA7154	1	Sprocket W/Bearing, 18 Tooth
3.	G10033	1	Hex Head Cap Screw, 1/2"-13 x 3 1/2"
	G10128	-	Machine Bushing, 1/2", 14 Gauge (As Required)
	G10228	1	Lock Washer, 1/2"
	G10102	1	Hex Nut, 1/2"-13
4.	G10053	1	Hex Head Cap Screw, 1/2"-13 x 2 1/2"
	G10228	1	Lock Washer, 1/2"
	G10102	1	Hex Nut, 1/2"-13
5.	GD5827	1	Cover
6.	GD5829	1	Arm
7.	G10053	1	Hex Head Cap Screw, 1/2"-13 x 2 1/2"
	G10128	-	Machine Bushing, 1/2", 14 Gauge (As Required)
	G10228	1	Lock Washer, 1/2"
	G10102	1	Hex Nut, 1/2"-13
8.	GD4887-01	1	Sleeve, 1/2" I.D. x 5/8" Long
9.	GA5105	1	Sprocket, 15 Tooth
10.	G10233	-	Machine Bushing, 1", 10 Gauge
11.	G10303	3	Carriage Bolt, 5/16"-18 x 1"
	G10232	3	Lock Washer, 5/16"
	G10106	3	Hex Nut, 5/16"-18
12.	G10037	3	Hex Head Cap Screw, 1/2"-13 x 1 1/4"
	G10228	3	Lock Washer, 1/2"
	G10102	3	Hex Nut, 1/2"-13
13.	GD6793	2	Stud, 5/8"-11 x 9 1/2" (Threaded Both Ends)
	G10230	4	Lock Washer, 5/8"
	G10107	4	Lock Nut, 5/8"-11

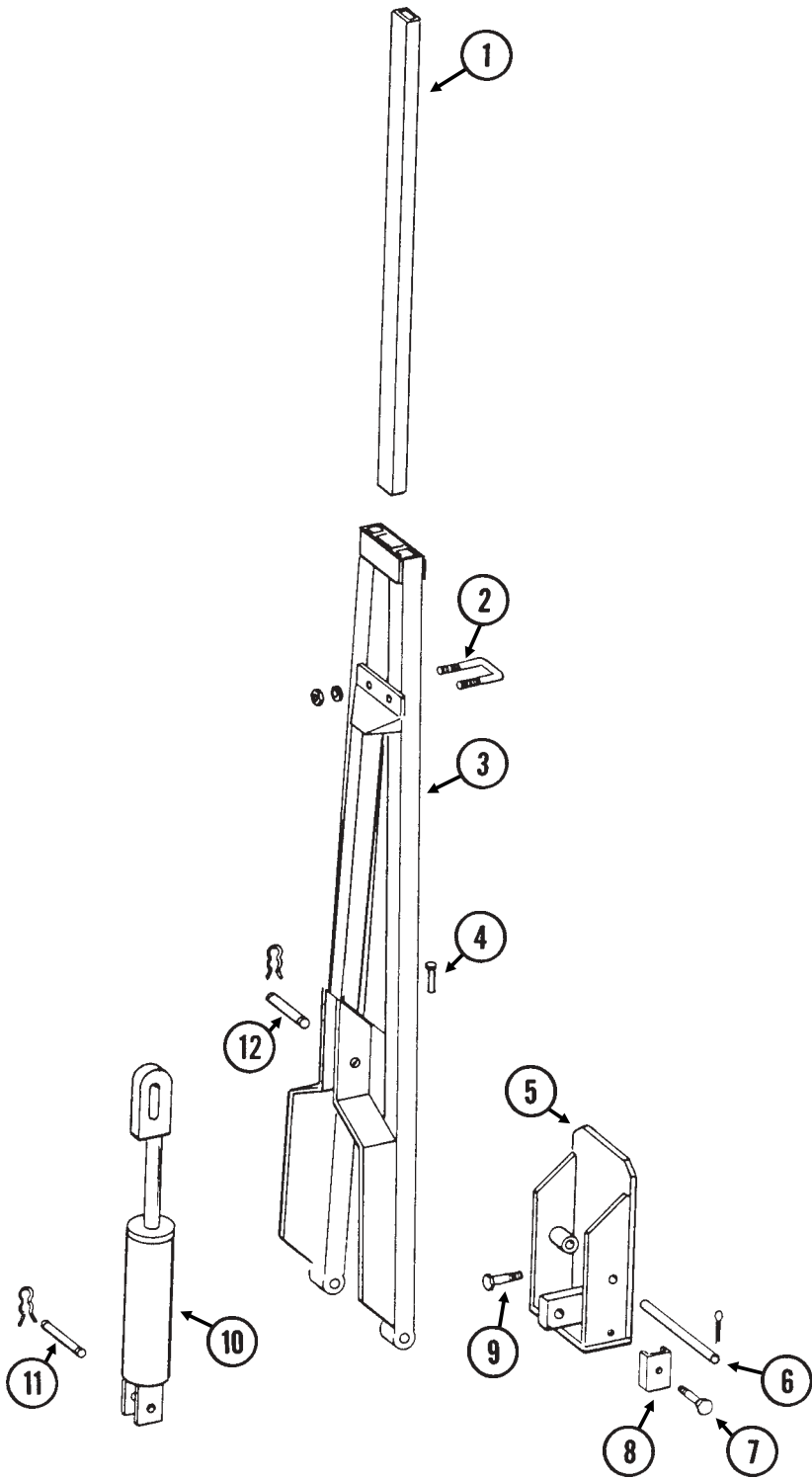
SEED RATE TRANSMISSION ASSEMBLY

ITEM	PART NO.	QTY.	DESCRIPTION
14.	G3310-92	1	Chain, No. 40, 92 Pitch Including Connector Link
	G3310-100	-	Chain, No. 40, 100 Pitch Including Connector Link, Used With Half Rate (2 To 1) Drive Reduction
	GR0912	-	Connector Link, No. 40
15.	GD14431	1	Handle
16.	G11078	1	Vinyl Cap
17.	GD5857	2	Spring
18.	GA5629	1	Transmission Plate W/Bearings, Grease Fittings And Retaining Rings
	GA5116	3	Bearing, 7/8" Hex Bore, Cylindrical
	GA5624	1	Special Bearing, 7/8" Hex Bore x 1.6"
	GD6551	4	Ring
	G10640	-	Grease Fitting, 1/4"-28
19.	GD7127	1	Shear Coupler
20.	G10462	1	Cotter Pin, 3/16" x 2"
21.	GA5106	1	Sprocket, 17 Tooth
	GA5107	1	Sprocket, 19 Tooth
	GA5108	2	Sprocket, 23 Tooth
	GA5109	1	Sprocket, 24 Tooth
	GA5110	1	Sprocket, 25 Tooth
	GA5111	1	Sprocket, 26 Tooth
	GA5112	1	Sprocket, 27 Tooth
	GA5113	1	Sprocket, 28 Tooth
22.	GD7822	1	Shaft, 7/8" x 7"
23.	G11100	1	Hex Socket button Head Screw, 1/4"-20 x 1/2", Grade 8
	G10227	1	Lock Washer, 1/4"
	G10209	1	Washer, 1/4" USS
24.	G10496	2	External Inverted Snap Ring, 1 1/2"
25.	GA7336	1	Idler W/Bolt-On Sprockets
	GD7426	-	Sprocket, 12 Tooth
	GD1026	-	Sleeve, 1 3/16" Long
	G10210	-	Washer, 3/8" USS
	G10229	-	Lock Washer, 3/8"
	G10047	-	Hex Head Cap Screw, 3/8"-16 x 1 3/4"
26.	G3310-80	1	Chain, No. 40, 80 Pitch Including Connector Link
	GR0912	-	Connector Link, No. 40
27.	G11075	3	Internal Inverted Snap Ring, 7/8"
28.	GD2558	3	Lynch Pin, 1/4"
29.	G10602	5	Spring Pin, 1/4" x 1 1/2"
30.	GA5146	1	Sprocket Storage Rod
31.	G10017	1	Hex Head Cap Screw, 1/2"-13 x 1 1/2"
	G10527	1	Lock Washer, 1/2" Internal/External
	G10111	1	Lock Nut, 1/2"-13
32.	GD5835	1	Shaft, 7/8" x 7"
33.	G10478	1	Clevis Pin, 5/16" x 1"
	G10409	1	Retaining Ring, 5/16"
34.	G10001	1	Hex Head Cap Screw, 3/8"-16 x 1"
	G10229	1	Lock Washer, 3/8"
	G10203	-	Washer, 3/8" SAE (As Required)
	G10210	-	Washer, 3/8" USS (As Required)
	GD5756	1	Special Nut, 3/8"-16
35.	GA5106	1	Sprocket, 17 Tooth, Standard Drive
	GA5202	-	Sprocket, 34 Tooth, Half Rate (2 To 1) Drive Reduction
36.	G10460	1	Cotter Pin, 1/4" x 2"
37.	G2100-03	1	Bearing, 7/8" Hex Bore, Spherical
38.	G3400-01	2	Flangette
39.	GD5830	1	Angle Support, R.H.
40.	GD5824	1	Plate, R.H.
41.	GD14430	1	Release Collar, Gold, R.H.
42.	GD14427	1	Tightener Shaft
43.	GD14432	1	Sleeve, 1 1/4"
44.	GD14413	1	Torsion Spring, L.H. (Used On R.H. Wrap Spring Wrench)
A.	G1K378	-	Wrap Spring Wrench Replacement Kit, Gold Collar, R.H. (Items 15, 16, 23, 24, 27 And 41-44)

ROW MARKER ASSEMBLY, CONVENTIONAL

4 ROW 30"/36"/38" AND 6 ROW 30"

MKR010(MKR1a)



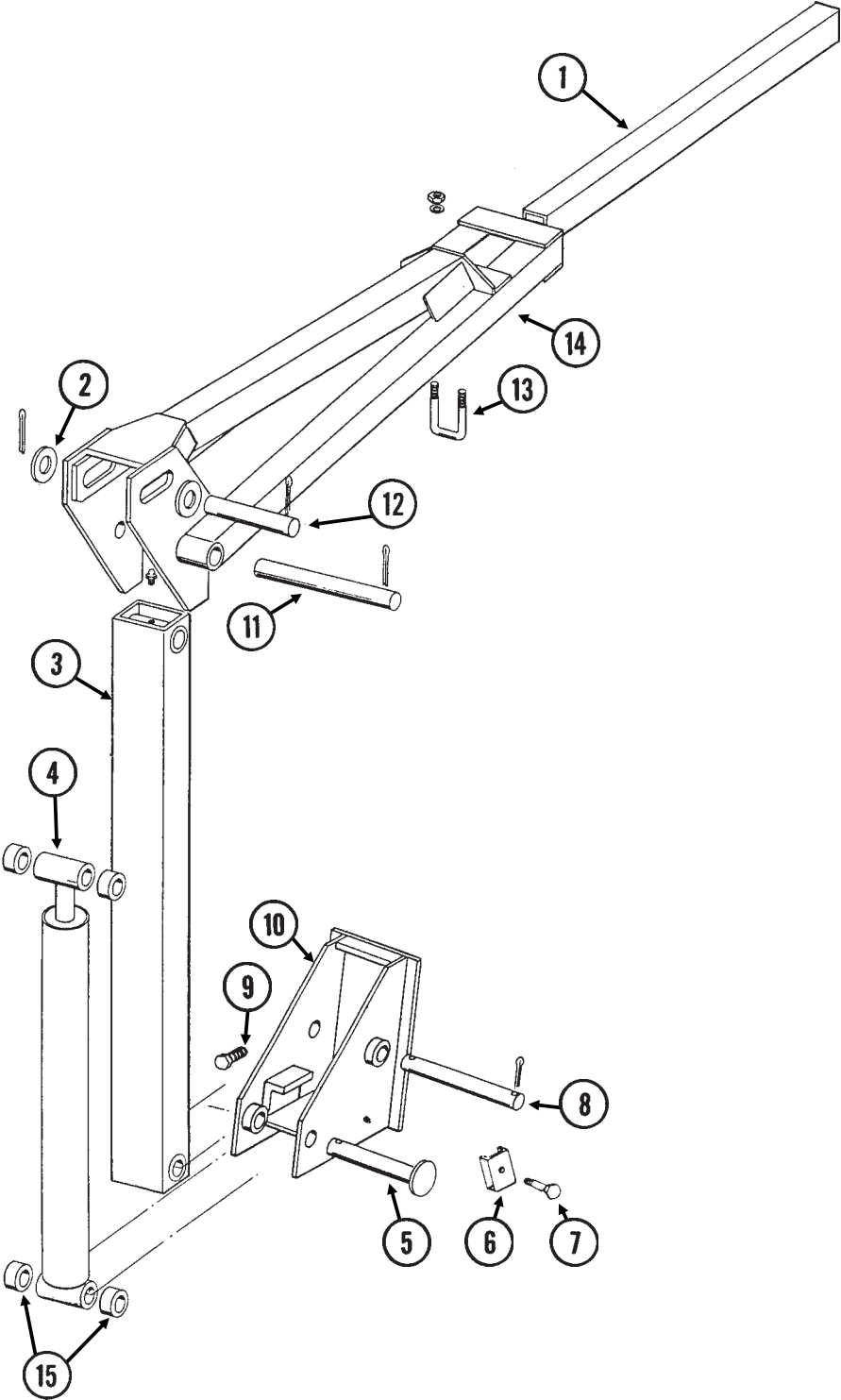
ROW MARKER ASSEMBLY, CONVENTIONAL

4 ROW 30"/36"/38" AND 6 ROW 30"

ITEM	PART NO.	QTY.	DESCRIPTION
		(Per Assy.)	
1.	GD0453-02	1	Extension Tube, 40", 4 Row 30"
	GD0453-07	-	Extension Tube, 45", 4 Row 36"/38" And 6 Row 30"
2.	GD2721	1	U-Bolt, 2" x 2" x 1/2"-13
	G10228	2	Lock Washer, 1/2"
	G10102	2	Hex Nut, 1/2"-13
3.	GA5175	1	Arm W/Grease Fittings, 31 1/2", 4 Row 30"
	GA5184	-	Arm W/Grease Fittings, 44 1/2", 4 Row 36"/38"
	GA5183	-	Arm W/Grease Fittings, 58 1/2", 6 Row 30"
	G10640	-	Grease Fitting, 1/4"-28
4.	GD0462	1	Safety Lockup Pin
	G10670	1	Hair Pin Clip, No. 3
	G10187	1	Spring Pin, 5/32" x 2"
5.	GA5177	1	Mount W/Grease Fittings, 4 Row 30"
	GA5178	-	Mount W/Grease Fittings, 4 Row 36"/38" And 6 Row 30"
	G10640	-	Grease Fitting, 1/4"-28
6.	GD0438	1	Pin, 13 1/2"
	G10460	2	Cotter Pin, 1/4" x 2"
7.	G10133	1	Hex Head Cap Screw, 5/16"-18 x 1 1/2"
	G10109	1	Lock Nut, 5/16"-18
8.	GD5892	1	Hose Clamp, 5/8" x 1 1/2" x 1 1/2"
9.	G10008	4	Hex Head Cap Screw, 5/8"-11 x 2"
	G10230	4	Lock Washer, 5/8"
10.		-	See "Row Marker Cylinder", Page P52
11.	GR0367	1	Pin, 1" x 2 7/8"
	GR0193	2	Hair Pin Clip
12.	GR0375	1	Pin, 1" x 3 1/2"
	GR0193	2	Hair Pin Clip

ROW MARKER ASSEMBLY, TWO-FOLD LOW PROFILE 6 ROW 36"/38" AND 8 ROW 30"

MKR006/MKR009(MKR2f)



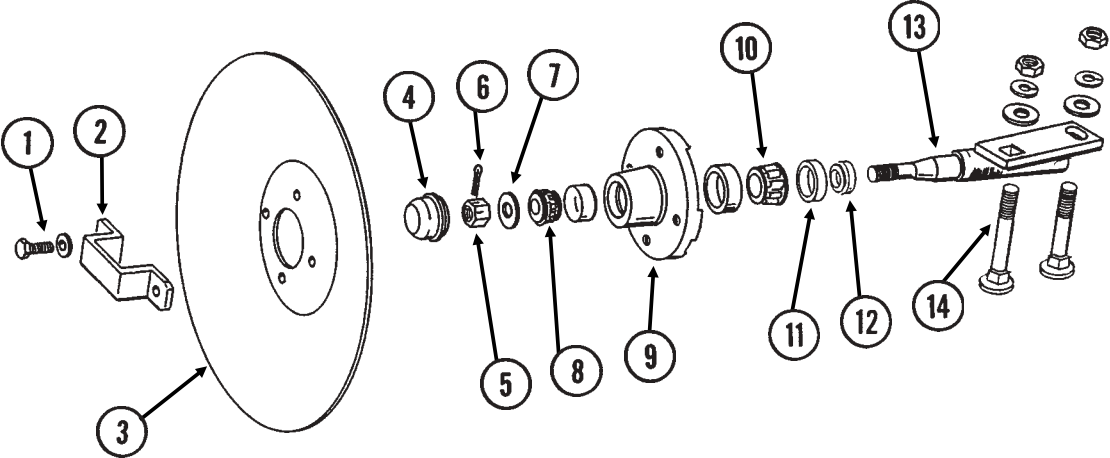
ROW MARKER ASSEMBLY, TWO-FOLD LOW PROFILE

6 ROW 36"/38" AND 8 ROW 30"

ITEM	PART NO.	QTY.	DESCRIPTION
		(Per Assy.)	
1.	GD0453-03	1	Extension Tube, 50", 6 Row 36"/38" And 8 Row 30"
2.	G10226	2	Washer, 1 1/4" SAE
3.	GA5173	1	Arm W/Grease Fittings, First Stage
	G10641	-	Grease Fitting, 1/8" NPT
4.		-	See "Row Marker Cylinder", Page P52
5.	GD15386	1	Pin, 1 1/4" x 7 5/8"
	G10460	1	Cotter Pin, 1/4" x 2"
6.	GD5875	1	Hose Clamp, 9/16" x 2 1/2" x 2"
7.	G10133	1	Hex Head Cap Screw, 5/16"-18 x 1 1/2"
	G10109	1	Lock Nut, 5/16"-18
8.	GD0652	1	Pin, 1 1/4" x 9 1/2"
	G10460	2	Cotter Pin, 1/4" x 2"
9.	G10879	4	Flanged 12 Point Bolt, 5/8"-11 x 2", Special Hardened
10.	GA5130	1	Mount
11.	GD3214	1	Pin, 1 1/4" x 12 1/4"
	G10460	2	Cotter Pin, 1/4" x 2"
12.	GD2161	1	Pin, 1 1/4" x 8 1/4"
	G10460	2	Cotter Pin, 1/4" x 2"
13.	GD2721	1	U-Bolt, 2" x 2" x 1/2"-13
	G10228	2	Lock Washer, 1/2"
	G10102	2	Hex Nut, 1/2"-13
14.	GA5190	1	Arm, Second Stage, 35", 6 Row 36"/38"
	GA5188	-	Arm, Second Stage, 46", 8 Row 30"
15.	GD0752-41	-	Sleeve, 1" (If Applicable)

ROW MARKER SPINDLE/HUB/BLADE

MKR020(MKR3a)

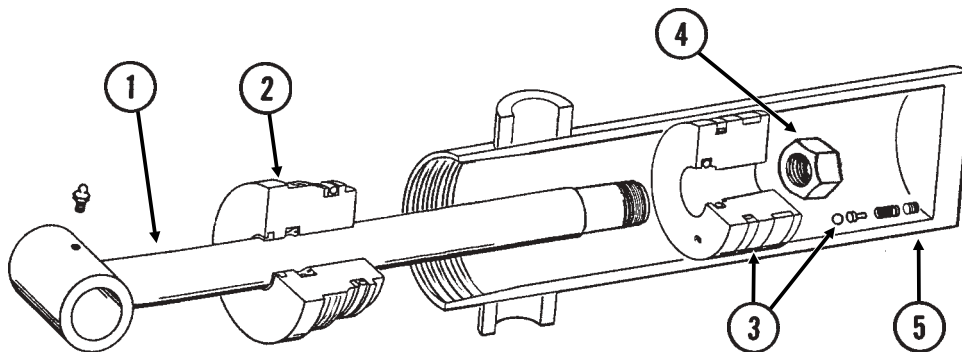


ROW MARKER SPINDLE/HUB/BLADE

ITEM	PART NO.	QTY.	DESCRIPTION
		(Per Assy.)	
1.	G10722	4	Hex Head Cap Screw, 1/2"-20 x 1"
	G10228	4	Lock Washer, 1/2"
2.	GD2597	1	Retainer
3.	GD0746	1	Disc Blade, Solid, 16" (Shown)
	GD10283	-	Disc Blade, Notched, 16" (Optional)
4.	GD0840	1	Dust Cap
5.	G10725	1	Slotted Hex Nut, 5/8"-18
6.	G10544	1	Cotter Pin, 5/32" x 1"
7.	G10724	1	Washer, 5/8" SAE
8.	GA0257	1	Bearing
9.	GA0167	1	Hub W/Cups
	GR0151	-	Outer Cup
	GR0150	-	Inner Cup
10.	GA0245	1	Bearing
11.	GA0243	1	Grease Seal
12.	GA0899	1	Rubber Seal
13.	GA1676	1	Spindle, R.H.
	GA1677	-	Spindle, L.H. (Shown)
14.	G10844	2	Carriage Bolt, 1/2"-13 x 3 1/2"
	G10168	2	Machine Bushing, 1/2", 7 Gauge
	G10228	2	Lock Washer, 1/2"
	G10102	2	Hex Nut, 1/2"-13
A.	GA1679	-	Hub And Spindle Assembly, L.H. (Items 1, 2 And 4-13)
	GA1678	-	Hub And Spindle Assembly, R.H. (Items 1, 2 And 4-13)

MASTER LIFT CYLINDER

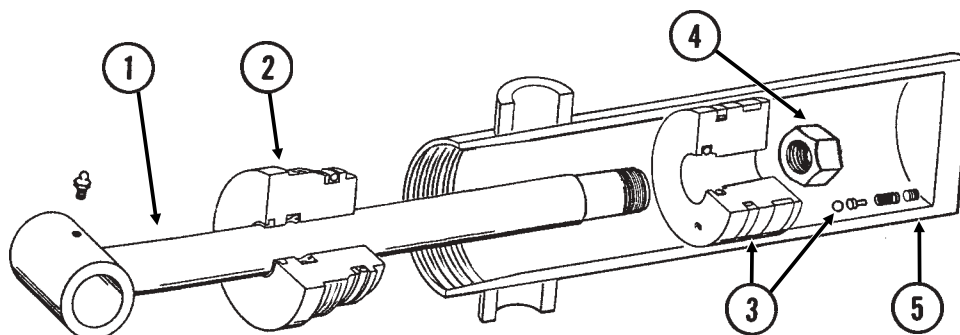
CYL038(CYL1a)



ITEM	PART NO.	QTY.	DESCRIPTION
1.	GA8912	1	Rod Assembly W/Grease Fitting
	G10449	-	Grease Fitting, $\frac{3}{16}$ ", Drive-In
2.	GD12507	1	Gland
3.	GA8916	1	Piston W/Rephasing Valve
	GR1169	1	Rephasing Valve Replacement Kit (Set Screw, Guide, 2 Springs And Ball)
4.	G10958	1	Lock Nut, 1"-14
5.	A4295	1	Barrel (Non-Stock Item)
A.	GA8917	-	Cylinder Complete, 3 $\frac{1}{2}$ " x 8" (<i>Part Number Stamped On Barrel</i>)
B.	GR1528	-	Seal Kit, Includes: (1) Wear Ring, (2) O-Rings, (1) BU Ring, (1) U-Cup, (1) Wiper, (1) T-Seal

SLAVE LIFT CYLINDER

CYL038(CYL1a)

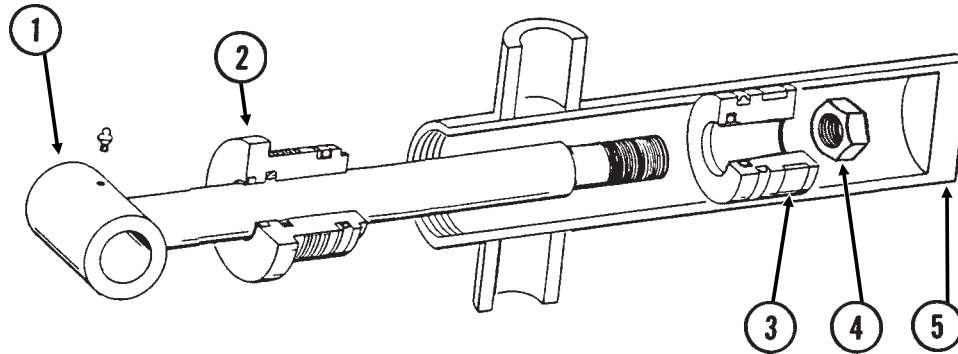


ITEM	PART NO.	QTY.	DESCRIPTION
1.	GA8912	1	Rod Assembly W/Grease Fitting
	G10449	-	Grease Fitting, $\frac{3}{16}$ ", Drive-In
2.	GD12505	1	Gland
3.	GA8914	1	Piston W/Rephasing Valve
	GR1169	1	Rephasing Valve Replacement Kit (Set Screw, Guide, 2 Springs And Ball)
4.	G10958	1	Lock Nut, 1"-14
5.	A7538	1	Barrel (Non-Stock Item)
A.	GA8915	-	Cylinder Complete, 3 $\frac{1}{4}$ " x 8" (<i>Part Number Stamped On Barrel</i>)
B.	GR1527	-	Seal Kit, Includes: (1) Wear Ring, (1) T-Seal, (2) O-Rings, (1) BU Ring, (1) U-Cup, (1) Wiper

LIFT ASSIST CYLINDER

6 ROW 30"/36"/38" AND 8 ROW 30"

CYL026(CYL4d)

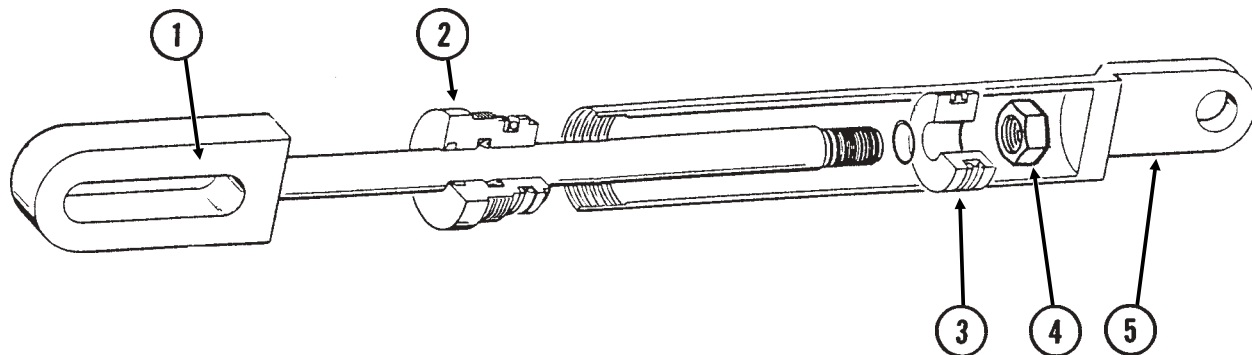


ITEM	PART NO.	QTY.	DESCRIPTION
1.	GA8831	1	Rod Assembly W/Grease Fitting
	G10640	-	Grease Fitting, 1/4"-28
2.	GD11926	1	Gland
3.	GD5956	1	Piston
4.	G10958	1	Lock Nut, 1"-14
5.	A8827	1	Barrel (Non-Stock Item)
A.	GA8828	-	Cylinder Complete, 2 1/2" x 8" <i>(Part Number Stamped On Barrel)</i>
B.	GR1522	-	Seal Kit, Includes: (1) T-Seal, (2) O-Rings, (1) BU Ring, (1) U-Cup, (1) Wiper

ROW MARKER CYLINDER

4 ROW 30"/36"/38" AND 6 ROW 30"

CYL030(CYL2c)



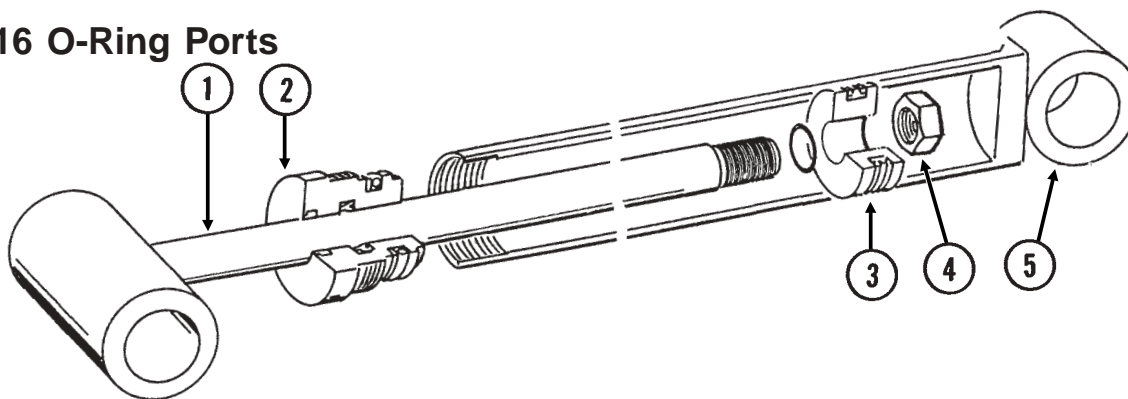
ITEM	PART NO.	QTY.	DESCRIPTION
1.	GA8918	1	Rod Assembly
2.	GD12510	1	Gland
3.	GD12511	1	Piston
4.	G10967	1	Lock Nut, $\frac{3}{4}$ "-16
5.	A8775	1	Barrel (Non-Stock Item)
A.	GA8919	-	Cylinder Complete, 2" x 8" (<i>Part Number Stamped On Barrel</i>)
B.	GR1529	-	Seal Kit, Includes: (1) T-Seal, (2) O-Rings, (1) BU Ring, (1) U-Cup, (1) Wiper

ROW MARKER CYLINDER

6 ROW 36"/38" AND 8 ROW 30"

CYL039(CYL3e)

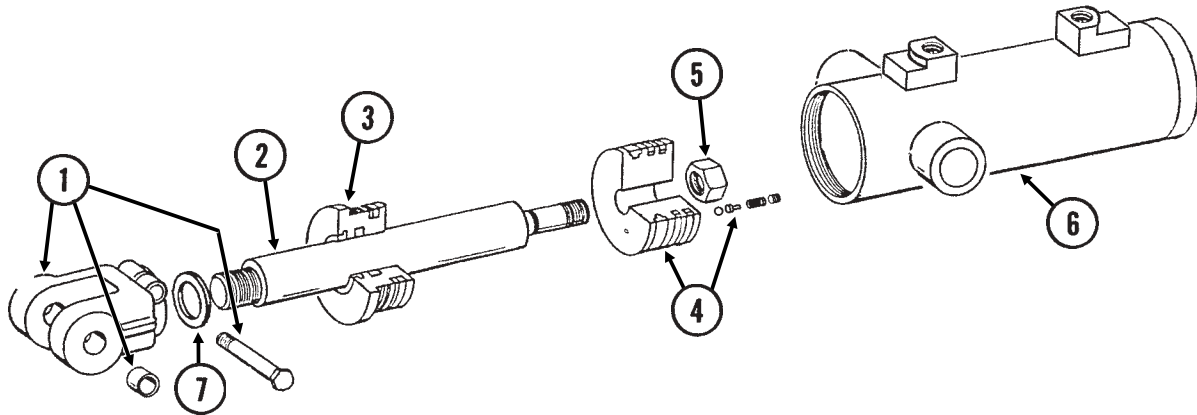
$\frac{3}{4}$ "-16 O-Ring Ports



ITEM	PART NO.	QTY.	DESCRIPTION
1.	GA9440	1	Rod Assembly
2.	GD12510	1	Gland
3.	GD12511	1	Piston
4.	G10967	1	Lock Nut, $\frac{3}{4}$ "-16
5.	A9442	1	Barrel (Non-Stock Item)
A.	GA9443	-	Cylinder Complete, 2" x 20 $\frac{1}{16}$ " (<i>Part Number Stamped On Barrel</i>)
B.	GR1529	-	Seal Kit, Includes: (1) T-Seal, (2) O-Rings, (1) BU Ring, (1) U-Cup, (1) Wiper

INTERPLANT® LIFT CYLINDER

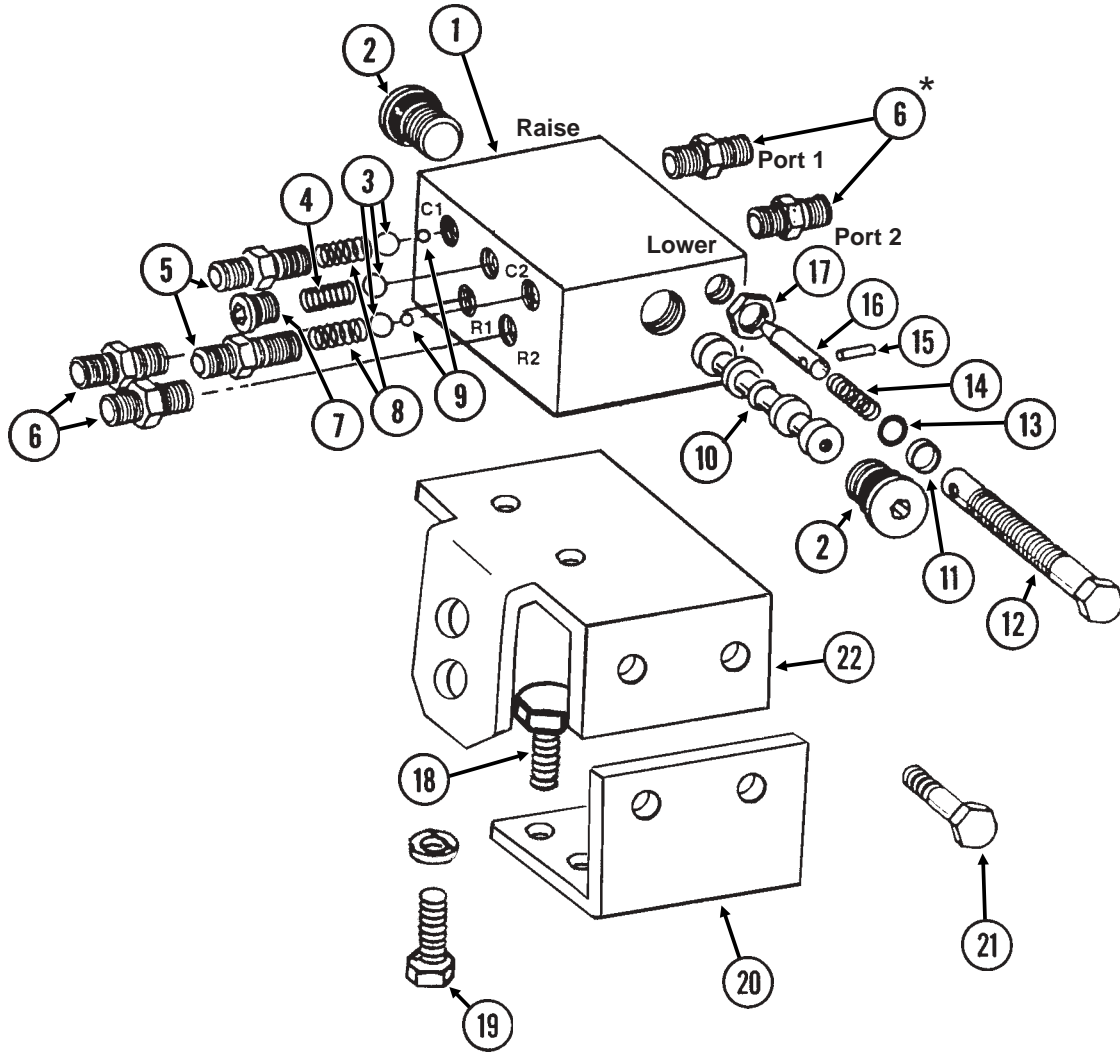
(CYL33c)



ITEM	PART NO.	QTY.	DESCRIPTION
1.	GA8130	1	Clevis W/Bushings, Hex Head Cap Screw And Hex Nut
	GR1401	2	Bushing
	G10939	1	Hex Head Cap Screw, 3/8"-16 x 2 1/4"
	G10101	1	Hex Nut, 3/8"-16
2.	GD12513	1	Rod
3.	GD11995	1	Gland
4.	GA8924	1	Piston W/Rephasing Valve
	GR1169	-	Rephasing Valve Replacement Kit (Set Screw, Guide, 2 Springs And Ball)
5.	G10958	1	Lock Nut, 1"-14
6.	A8923	1	Barrel (Non-Stock Item)
7.	G10957	4	Steel Shim
A.	GA8897	-	Cylinder Complete, 4 1/4" x 4" (<i>Part Number Stamped On Barrel</i>)
B.	GR1523	-	Seal Kit, Includes: (1) Wiper, (2) O-Rings, (1) BU Ring, (1) U-Cup, (1) Seal, (1) Expander, (2) Cast Iron Ring

ROW MARKER SEQUENCING/FLOW CONTROL VALVE

VVB025/PHS035(PT11a)



ROW MARKER SEQUENCING/FLOW CONTROL VALVE

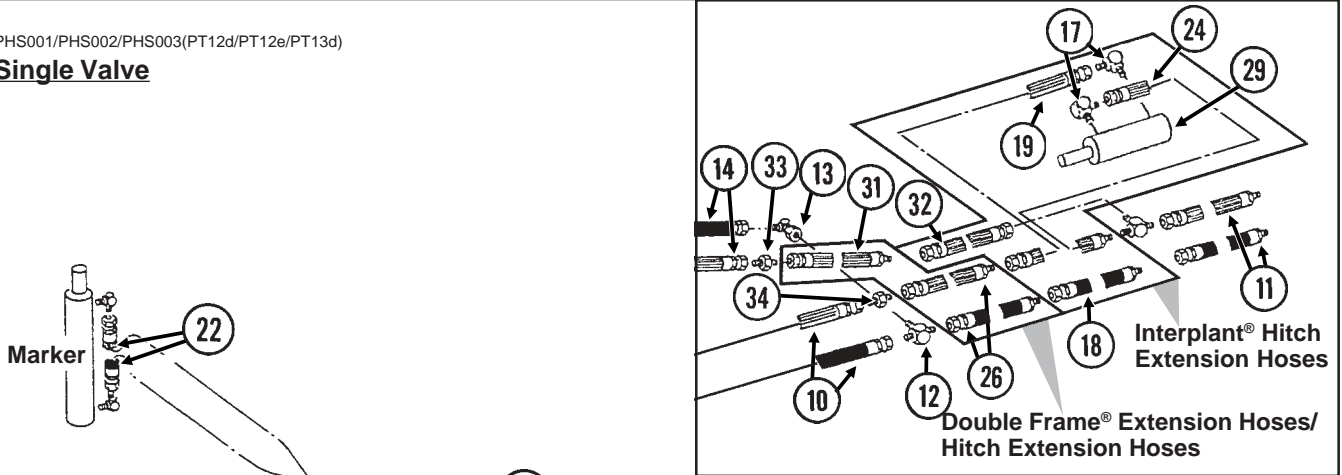
ITEM	PART NO.	QTY.	DESCRIPTION
1.		-	Valve Body (Non-Stock Item)
2.	GR1047	2	Hex Socket Plug W/O-Ring
	GR1037	-	O-Ring
3.	GR1044	3	$\frac{7}{16}$ " Check Ball
4.	GR1033	1	Detent Spring
5.	GR1032	2	Port Adapter W/O-Ring
	GR1045	-	O-Ring
6.	*G6400-06	4	Connector W/O-Ring, $\frac{9}{16}$ "-18 Male 37° JIC To $\frac{9}{16}$ "-18 O-Ring
	GR1045	-	O-Ring
7.	GR1034	1	Hex Socket Plug W/O-Ring
	GR1035	-	O-Ring
8.	GR1036	2	Spring
9.	GR1043	2	$\frac{1}{4}$ " Steel Ball
10.		-	Spool (Non-Stock Item)
11.	GR1041	2	Teflon BU Ring
12.	GR1042	2	Adjustment Screw
13.	GR1040	2	O-Ring
14.	GR1046	2	Compression Spring
15.	GR1039	2	Spring Pin
16.	GR1038	2	Needle
17.	GR1048	2	Hex Jam Nut, $\frac{1}{2}$ "-20
18.	G10001	2	Hex Head Cap Screw, $\frac{3}{8}$ "-16 x 1"
	G10203	2	Washer, $\frac{3}{8}$ " SAE
	G10229	2	Lock Washer, $\frac{3}{8}$ "
19.	G10001		Hex Head Cap Screw, $\frac{3}{8}$ "-16 x 1"
	G10229	2	Lock Washer, $\frac{3}{8}$ "
20.	GD10223	1	Mounting Angle
21.	G10001	2	Hex Head Cap Screw, $\frac{3}{8}$ "-16 x 1"
	G10203	2	Washer, $\frac{3}{8}$ " SAE
	G10229	2	Lock Washer, $\frac{3}{8}$ "
	G10101	2	Hex Nut, $\frac{3}{8}$ "-16
22.	GD10224	1	Valve Mounting Angle
A.	GA5552	-	Valve Assembly Complete (Items 1-17)
B.	GA5572	-	Flow Control Portion Only (Items 11-17)

*Not used on sizes with $\frac{3}{8}$ " hoses.

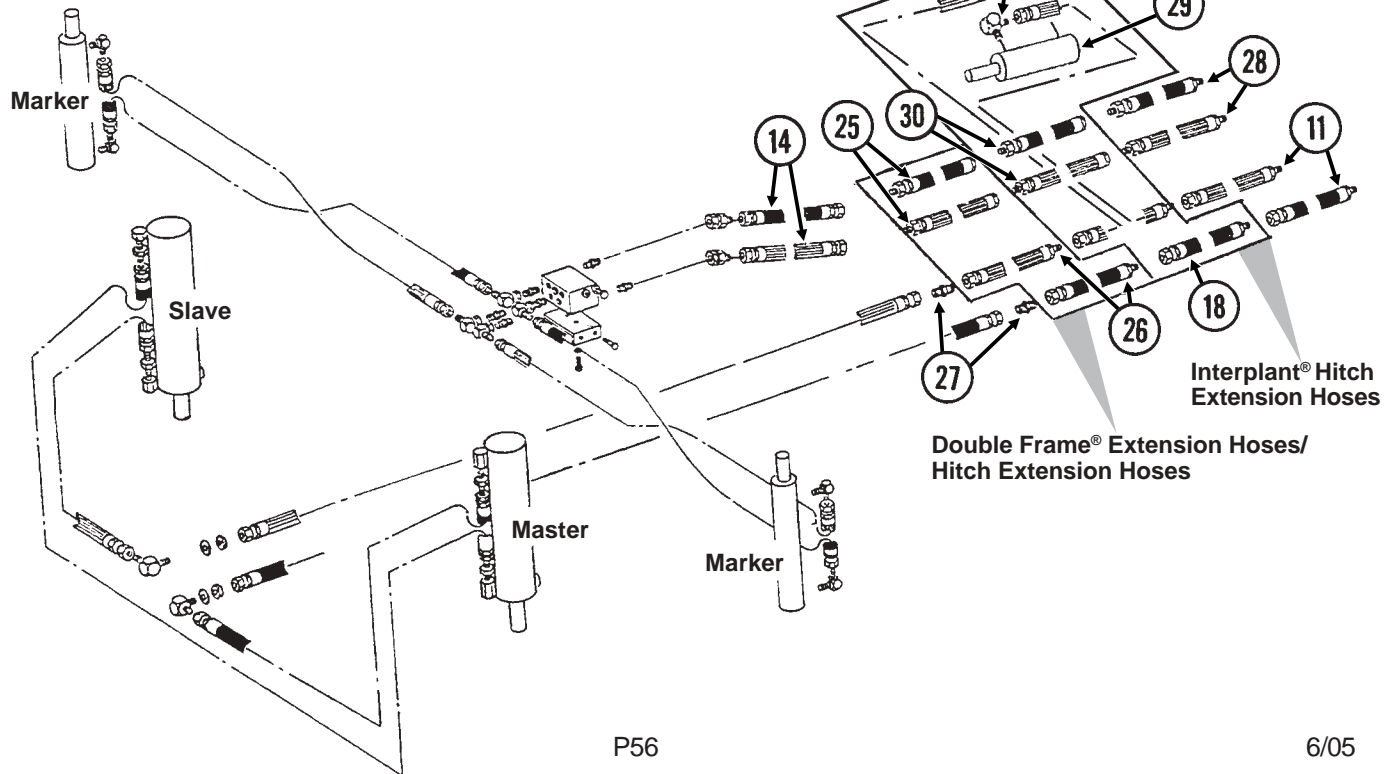
HYDRAULIC SYSTEM, 4 ROW 30"/36"/38" CONVENTIONAL ROW MARKER

PHS001/PHS002/PHS003(PT12d/PT12e/PT13d)

Single Valve



Dual Valve



HYDRAULIC SYSTEM, 4 ROW 30"/36"/38" CONVENTIONAL ROW MARKER

ITEM	PART NO.	QTY.	DESCRIPTION
1.		-	See "Master Lift Cylinder", Page P50
2.	G10215	2	Machine Bushing, $\frac{3}{4}$ ", 14 Gauge
3.	G6400-08	4	Connector W/O-Ring, $\frac{3}{4}$ "-16 Male JIC To O-Ring
	GR1037	-	O-Ring
4.	*A1018	1	Hose Assembly, $\frac{3}{8}$ " x 40", 4 Row 30"
	*A1020	-	Hose Assembly, $\frac{3}{8}$ " x 48", 4 Row 36"/38"
5.	*A3113	1	Hose Assembly, $\frac{3}{8}$ " x 84", 4 Row 30"
	*A3136	-	Hose Assembly, $\frac{3}{8}$ " x 100", 4 Row 36"/38"
6.	*A1020	1	Hose Assembly, $\frac{3}{8}$ " x 48", 4 Row 30"
	*A1021	-	Hose Assembly, $\frac{3}{8}$ " x 56", 4 Row 36"/38"
7.		-	See "Slave Lift Cylinder", Page P50
8.	G2701-08	2	Bulkhead Elbow, 90°, $\frac{3}{4}$ "-16 Male JIC
9.	G306-08	2	Lock Nut, $\frac{3}{4}$ "-16
10.	*A1076	2	Hose Assembly, $\frac{3}{8}$ " x 30"
11.	*A3135	2	Hose Assembly, $\frac{3}{8}$ " x 100"
12.	G2603-08-08-06	2	Tee, $\frac{3}{4}$ "-16 Male JIC To $\frac{9}{16}$ "-18 JIC
13.	G6500-06	-	Swivel Elbow, 90°, $\frac{9}{16}$ "-18 Male JIC To Female
14.	*A1138	2	Hose Assembly, $\frac{1}{4}$ " x 29"
15.	G6502-06	2	Swivel Elbow, 45°, $\frac{9}{16}$ "-18 Male JIC To Female
16.		-	See "Row Marker Sequencing/Flow Control Valve", Pages P54 And P55 (For Valve Mounts See "Marker Sequencing/Flow Control Valve")
17.	G6801-08	2	Elbow W/O-Ring, 90°, $\frac{3}{4}$ "-16 Male JIC To O-Ring
	GR1037	-	O-Ring
18.	*A3211	1	Hose Assembly, $\frac{3}{8}$ " x 66", W/Interplant® Package
19.	*A1020	1	Hose Assembly, $\frac{3}{8}$ " x 48", W/Interplant® Package
20.		-	See "Row Marker Cylinder", Page P52
21.	G6801-06-08	4	Elbow W/O-Ring, 90°, $\frac{9}{16}$ "-18 Male JIC To $\frac{3}{4}$ "-16 O-Ring
	GR1037	-	O-Ring
22.	*A1102	2	Hose Assembly, $\frac{1}{4}$ " x 95", 4 Row 30"
	*A1171	-	Hose Assembly, $\frac{1}{4}$ " x 108", 4 Row 36"/38"
23.	*A1170	2	Hose Assembly, $\frac{1}{4}$ " x 90", 4 Row 30"
	*A1150	-	Hose Assembly, $\frac{1}{4}$ " x 103", 4 Row 36"/38"
24.	*A1076	1	Hose Assembly, $\frac{3}{8}$ " x 30", W/Interplant® Package
25.	*A1182	-	Hose Assembly, $\frac{1}{4}$ " x 30", W/Double Frame® Package
	*A1177	-	Hose Assembly, $\frac{1}{4}$ " x 24", W/Hitch Extensions
26.	*A3142	-	Hose Assembly, $\frac{3}{8}$ " x 30", W/Double Frame® Package
	*A3147	-	Hose Assembly, $\frac{3}{8}$ " x 24", W/Hitch Extensions
27.	G2403-08	2	Union, $\frac{3}{4}$ "-16 Male JIC
28.	*A1173	2	Hose Assembly, $\frac{1}{4}$ " x 100"
29.		-	See "Interplant® Lift Cylinder", Page P53
30.	*A1179	2	Hose Assembly, $\frac{1}{4}$ " x 56", W/Interplant® Package
31.	*A1182	1	Hose Assembly, $\frac{1}{4}$ " x 30", W/Double Frame® Package
32.	*A1153	1	Hose Assembly, $\frac{1}{4}$ " x 56", W/Interplant® Package
33.	G2403-06	1	Union, $\frac{9}{16}$ "-18 Male JIC, W/Interplant® Package
34.	G2403-08	1	Union, $\frac{3}{4}$ "-16 Male JIC, W/Interplant® Package

* Hydraulic hose is not stocked by KINZE® Repair Parts, but can be made available on a special order basis. Call for quote.

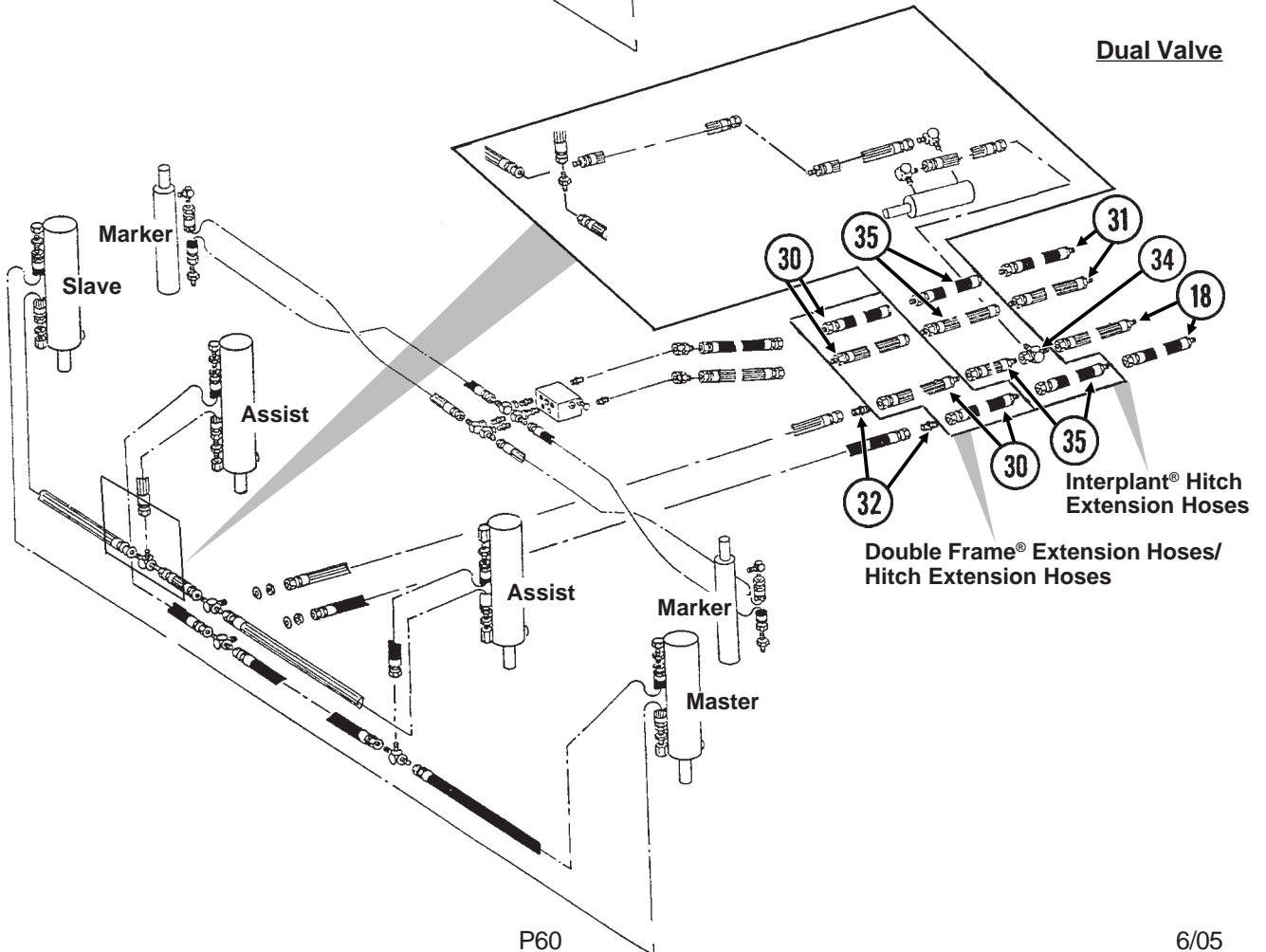
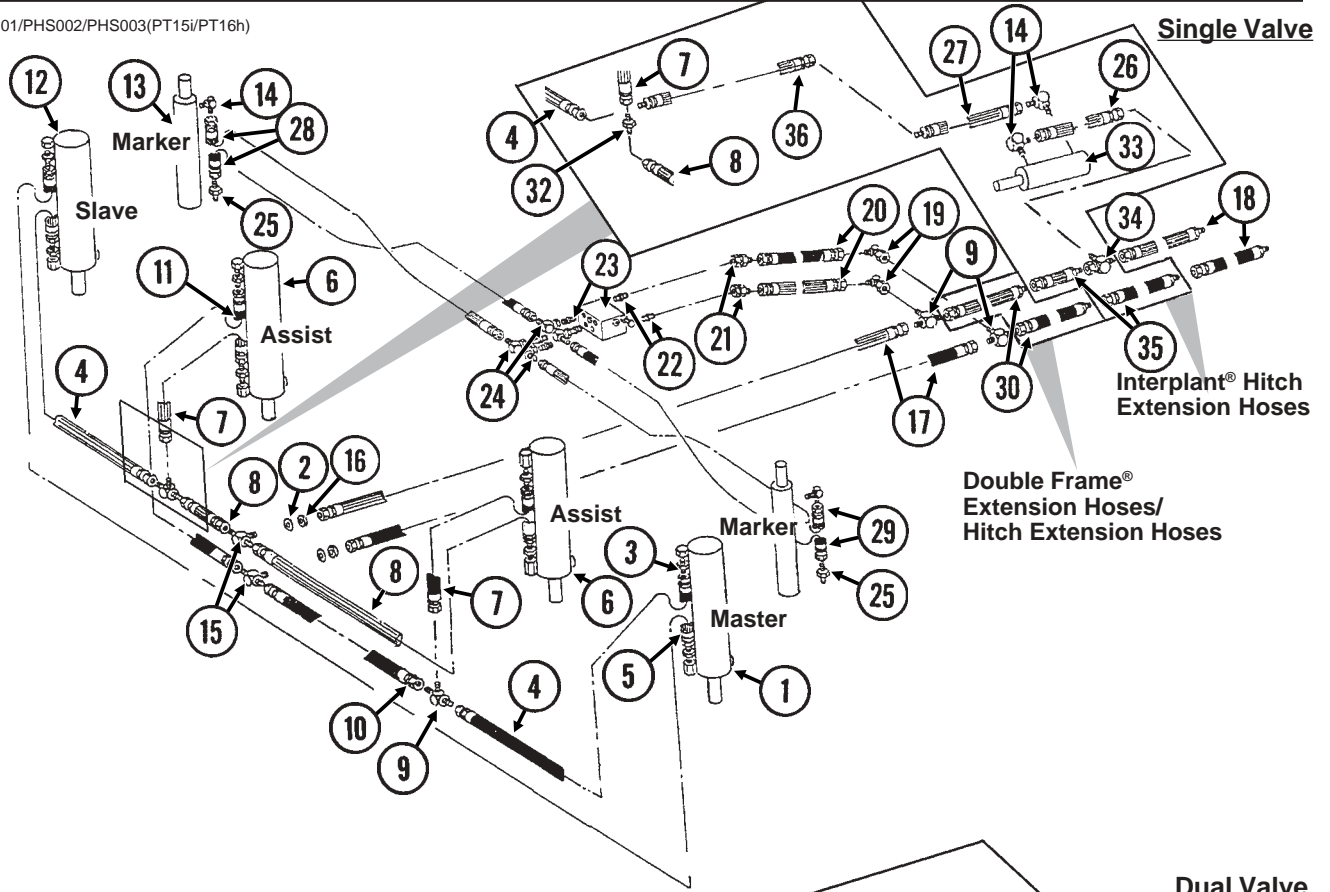
HYDRAULIC SYSTEM, 6 ROW 30" CONVENTIONAL ROW MARKER

ITEM	PART NO.	QTY.	DESCRIPTION
1.		-	See "Master Lift Cylinder", Page P50
2.	G10215	2	Machine Bushing, 3/4", 14 Gauge
3.	G6400-08	8	Connector W/O-Ring, 3/4"-16 Male JIC To O-Ring
	GR1037	-	O-Ring
4.	*A1018	2	Hose Assembly, 3/8" x 40"
5.	*A3115	1	Hose Assembly, 3/8" x 146"
6.		-	See "Lift Assist Cylinder", Page P51
7.	*A1000	2	Hose Assembly, 3/8" x 15"
8.	*A3119	1	Hose Assembly, 3/8" x 36"
9.	G2603-08	2	Tee, 3/4"-16 Male JIC
10.	*A1086	1	Hose Assembly, 3/8" x 28"
11.	*A1019	1	Hose Assembly, 3/8" x 44"
12.		-	See "Slave Lift Cylinder", Page P50
13.		-	See "Row Marker Cylinder", Page P52
14.	G6801-06-08	4	Elbow W/O-Ring, 90°, 9/16"-18 Male JIC To 3/4"-16 O-Ring
	GR1037	-	O-Ring
15.	G2703-08	2	Bulkhead Tee, 3/4"-16 Male JIC
16.	G306-08	2	Lock Nut, 3/4"-16
17.	*A1076	2	Hose Assembly, 3/8" x 30"
18.	*A3135	2	Hose Assembly, 3/8" x 100"
19.	G2603-08-08-06	2	Tee, 3/4"-16 Male JIC To 9/16"-18 JIC
20.	G6500-06	2	Swivel Elbow, 90°, 9/16"-18 Male JIC To Female
21.	*A1138	2	Hose Assembly, 1/4" x 29"
22.	G6502-06	2	Swivel Elbow, 45°, 9/16"-18 Male JIC To Female
23.		-	See "Row Marker Sequencing/Flow Control Valve", Pages P54 And P55 (For Valve Mounts See "Marker Sequencing/Flow Control Valve")
24.	G2403-08	1	Union, 3/4"-16 Male JIC
25.	G6602-08	1	Swivel Tee, 3/4"-16 JIC
26.	*A3208	1	Hose Assembly, 3/8" x 140", W/Interplant® Package
27.	*A1168	2	Hose Assembly, 1/4" x 120"
28.	*A1105	2	Hose Assembly, 1/4" x 125"
29.	*A1182	-	Hose Assembly, 1/4" x 30", W/Double Frame® Package
	*A1177	-	Hose Assembly, 1/4" x 24", W/Hitch Extensions
30.	*A3142	-	Hose Assembly, 3/8" x 30", W/Double Frame® Package
	*A3147	-	Hose Assembly, 3/8" x 24", W/Hitch Extensions
31.	*A1173	2	Hose Assembly, 1/4" x 100"
32.		-	See "Interplant® Lift Cylinder", Page P53
33.	G6801-08	2	Elbow W/O-Ring, 90°, 3/4"-16 Male JIC To O-Ring
	GR1037	-	O-Ring
34.	*A1076	1	Hose Assembly, 3/8" x 30", W/Interplant® Package
35.	*A3150	2	Hose Assembly, 3/8" x 56", W/Interplant® Package
36.	*A1179	2	Hose Assembly, 1/4" x 56", W/Interplant® Package
37.	*A3142	1	Hose Assembly, 3/8" x 30", W/Interplant® Package (Double Frame® Only)
38.	*A3175	1	Hose Assembly, 3/8" x 38"

* Hydraulic hose is not stocked by KINZE® Repair Parts, but can be made available on a special order basis. Call for quote.

HYDRAULIC SYSTEM, 6 ROW 36"/38" AND 8 ROW 30", TWO-FOLD LOW PROFILE ROW MARKER

PHS001/PHS002/PHS003(PT15/PT16h)



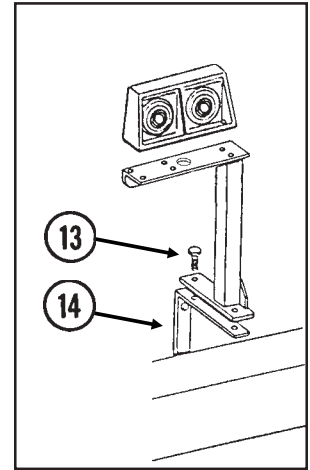
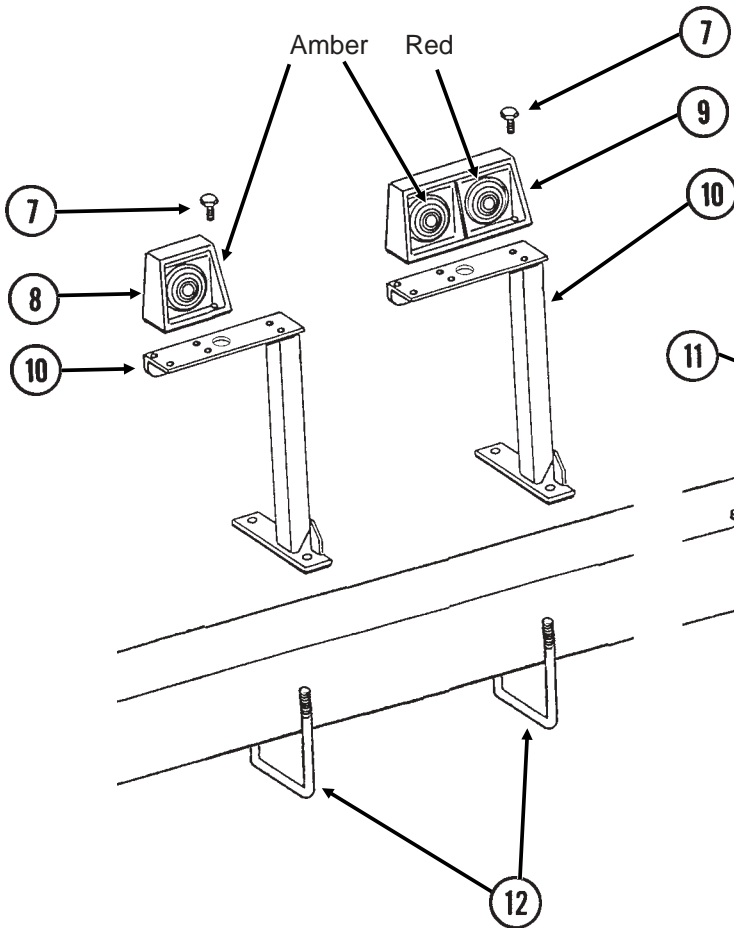
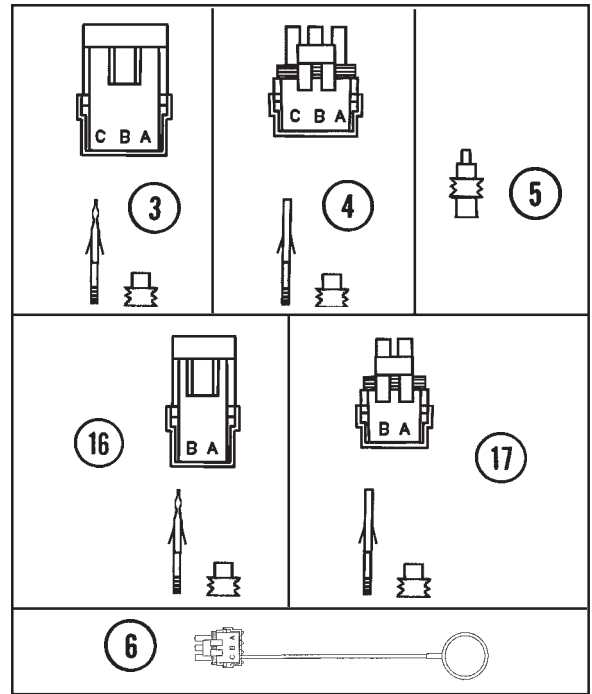
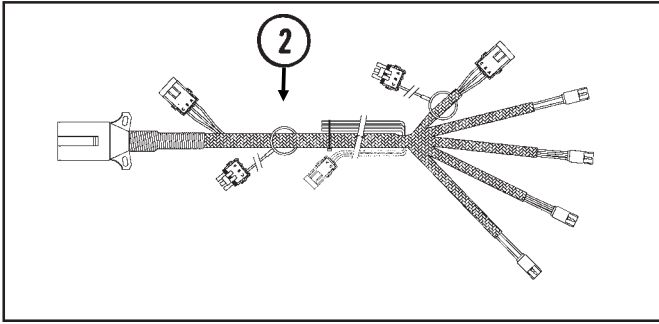
HYDRAULIC SYSTEM, 6 ROW 36"/38" AND 8 ROW 30", TWO-FOLD LOW PROFILE ROW MARKER

ITEM	PART NO.	QTY.	DESCRIPTION
1.		-	See "Master Lift Cylinder", Page P50
2.	G10215	2	Machine Bushing, 3/4", 14 Gauge
3.	G6400-08	8	Connector W/O-Ring, 3/4"-16 Male JIC To O-Ring
	GR1037	-	O-Ring
4.	*A1020	2	Hose Assembly, 3/8" x 48", 6 Row 36"/38"
	*A1018	-	Hose Assembly, 3/8" x 40", 8 Row 30"
5.	*A3132	1	Hose Assembly, 3/8" x 178", 6 Row 36"/38"
	*A1054	-	Hose Assembly, 3/8" x 204", 8 Row 30"
6.		-	See "Lift Assist Cylinder", Page P51
7.	*A1000	2	Hose Assembly, 3/8" x 15"
8.	*A1019	2	Hose Assembly, 3/8" x 44", 6 Row 36"/38"
	*A1055	-	Hose Assembly, 3/8" x 66", 8 Row 30"
9.	G2603-08	2	Tee, 3/4"-16 Male JIC
10.	*A1044	1	Hose Assembly, 3/8" x 34", 6 Row 36"/38"
	*A1021	-	Hose Assembly, 3/8" x 56", 8 Row 30"
11.	*A3128	1	Hose Assembly, 3/8" x 52", 6 Row 36"/38"
	*A1039	-	Hose Assembly, 3/8" x 76", 8 Row 30"
12.		-	See "Slave Lift Cylinder", Page P50
13.		-	See "Row Marker Cylinder", Page P52
14.	G6801-08	2	Elbow W/O-Ring, 90°, 3/4"-16 Male JIC To O-Ring
	GR1037	-	O-Ring
15.	G2703-08	2	Bulkhead Tee, 3/4"-16 Male JIC
16.	G306-08	2	Lock Nut, 3/4"-16
17.	*A1076	2	Hose Assembly, 3/8" x 30"
18.	*A3135	2	Hose Assembly, 3/8" x 100"
19.	G6500-08	2	Swivel Elbow, 90°, 3/4"-16 Male JIC To Female
20.	*A1079	2	Hose Assembly, 3/8" x 24"
21.	G6502-08	2	Swivel Elbow, 45°, 3/4"-16 Male JIC To Female
22.	G6400-08-06	2	Connector W/O-Ring, 3/4"-16 Male JIC To 9/16"-18 O-Ring
	GR1045	-	O-Ring
23.		-	See "Row Marker Sequencing/Flow Control Valve", Pages P54 And P55
24.	G6500-08-06	2	Swivel Elbow, 90°, 3/4"-16 Male JIC To 9/16"-18 Female
25.	G6400-08	2	Connector W/O-Ring, 3/4"-16 Male JIC To O-Ring
	GR1037	-	O-Ring
	G6400-08-04	-	Connector W/O-Ring, 3/4"-16 Male JIC To 7/16"-20 O-Ring
	GR1465	-	O-Ring
26.	*A1076	1	Hose Assembly, 3/8" x 30", W/Interplant® Package
27.	*A3208	1	Hose Assembly, 3/8" x 140", W/Interplant® Package, 6 Row 36"/38"
	*A3209	1	Hose Assembly, 3/8" x 170", W/Interplant® Package, 8 Row 30"
28.	*A1013	2	Hose Assembly, 3/8" x 150", 6 Row 36"/38"
	*A1090	-	Hose Assembly, 3/8" x 162", 8 Row 30"
29.	*A3137	2	Hose Assembly, 3/8" x 140", 6 Row 36"/38"
	*A3114	-	Hose Assembly, 3/8" x 156", 8 Row 30"
30.	*A3142	-	Hose Assembly, 3/8" x 30", W/Double Frame® Package
	*A3147	-	Hose Assembly, 3/8" x 24", W/Hitch Extensions
31.	*A3143	2	Hose Assembly, 3/8" x 100"
32.	G2403-08	-	Union, 3/4"-16 Male JIC
33.		-	See "Interplant® Lift Cylinder", Page P53
34.	G6602-08	1	Swivel Tee, 3/4"-16 JIC
35.	*A3150	2-4	Hose Assembly, 3/8" x 56", W/Interplant® Package
36.	*A3142	1	Hose Assembly, 3/8" x 30", W/Interplant® Package (Double Frame® Only)

* Hydraulic hose is not stocked by KINZE® Repair Parts, but can be made available on a special order basis. Call for quote.

ELECTRICAL COMPONENTS AND SMV SIGN

PFA052/PFA055(ELC9/A9206a/MTR27a/ELC8/PT49f)



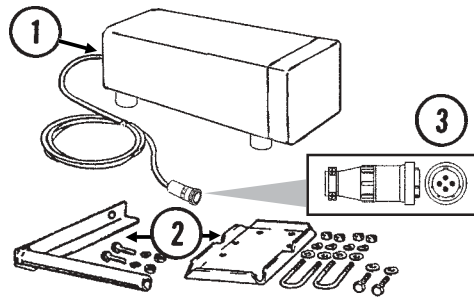
ELECTRICAL COMPONENTS AND SMV SIGN

ITEM	PART NO.	QTY.	DESCRIPTION
1.	G10023	2	Hex Head Cap Screw, 1/4"-20 x 3/4"
	G10110	2	Lock Nut, 1/4"-20
2.	GA9207	-	Wiring Harness W/7 Terminal Female Connector, 329", 4 Row 30"/36"/38" And 6 Row 30" (4 Light Connections)
	GA9206	-	Wiring Harness W/7 Terminal Female Connector, 396", 6 Row 36"/38" And 8 Row 30" (4 Light Connections)
	GA5385	-	7 Terminal Female Connector
3.	G1K248	-	3-Pin Female Connector Kit (Black), Includes: (3) 3-Pin Female Housings, (9) Pin Contacts, (9) Seals
4.	G1K252	-	3-Pin Male Connector Kit (Black), Includes: (3) 3-Pin Male Housings, (9) Socket Contacts, (9) Seals
5.	GD11089	-	Sealing Plug
6.	GA8047	-	Dust Plug (Black)
7.	G10064	8-16	Hex Head Cap Screw, 1/4"-20 x 1"
	G10209	8-16	Washer, 1/4" USS
	G10110	8-16	Lock Nut, 1/4"-20
8.	GA6701	1	Single Amber Light Assembly
	GR1204	-	Amber Lens
	GR1206	-	Rubber Grommet (2)
	GR1207	-	Lamp Unit
	GR1208	-	Bulb
9.	GA6699	1	Double Light Assembly
	GA6700	1	Double Light Assembly (Shown)
	GR1203	-	Red Lens
	GR1204	-	Amber Lens
	GR1205	-	Cover
	GR1206	-	Rubber Grommet (4)
	GR1207	-	Lamp Unit
	GR1208	-	Bulb
10.	GA6823	1	Bracket, L.H. (Shown)
	GA6824	1	Bracket, R.H.
11.	GD7152	1	Bracket
12.	GD7145	2-4	U-Bolt, 7" x 7" x 1/2"-13
	G10228	4-8	Lock Washer, 1/2"
	G10102	4-8	Hex Nut, 1/2"-13
13.	G10039	-	Hex Head Cap Screw, 1/2"-13 x 1 3/4"
	G10228	-	Lock Washer, 1/2"
	G10102	-	Hex Nut, 1/2"-13
14.	GD8304	-	Bracket (Used To Mount Light Bracket When HD Single Disc Fertilizer Openers Are Used)
15.	GD2199	1	SMV Sign
16.	G1K321	-	2-Pin Female Connector Kit (Black), Includes: (3) 2-Pin Female Housings, (6) Pin Contacts, (6) Seals
17.	G1K320	-	2-Pin Male Connector Kit (Black), Includes: (3) 2-Pin Male Housings, (6) Socket Contacts, (6) Seals

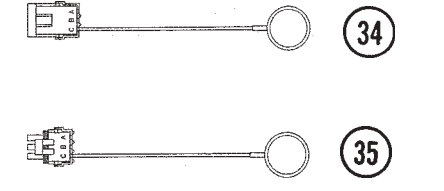
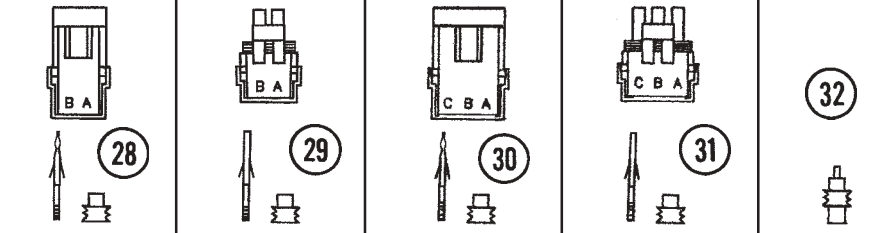
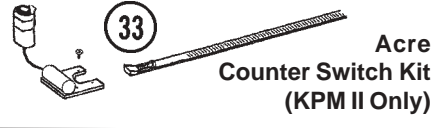
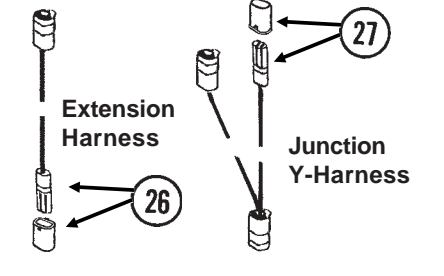
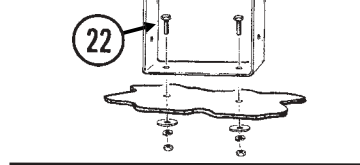
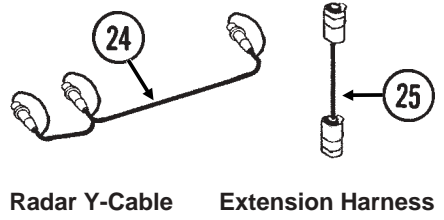
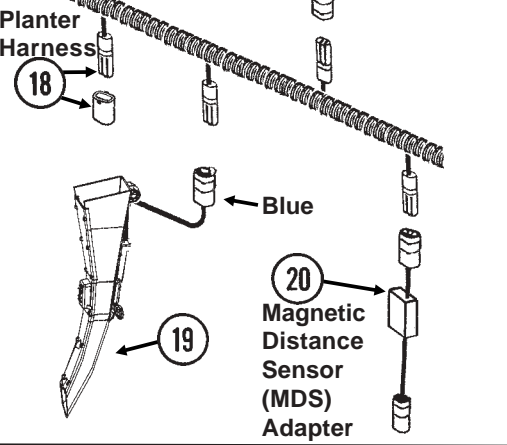
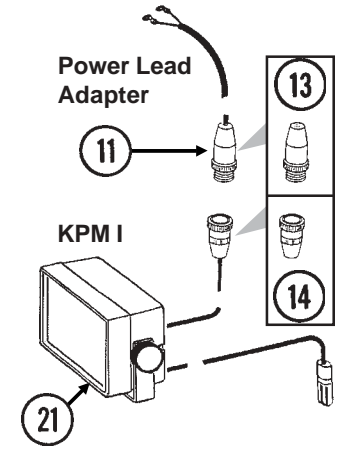
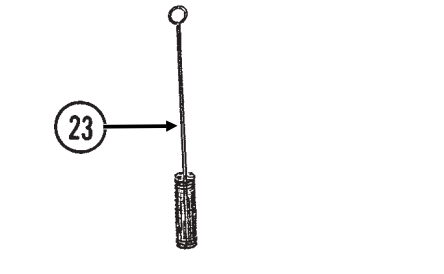
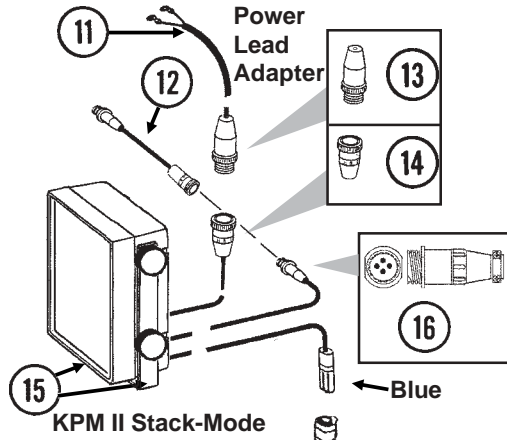
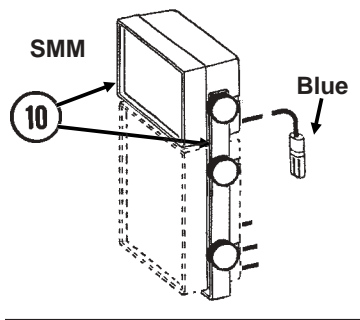
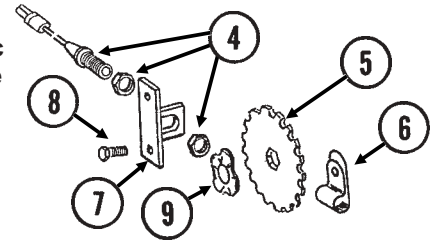
KPM I/KPM II STACK-MODE ELECTRONIC SEED MONITOR

(MTR46)

Radar Distance Sensor (KPM II Only)



Magnetic Distance Sensor (MDS) (KPM II Only)



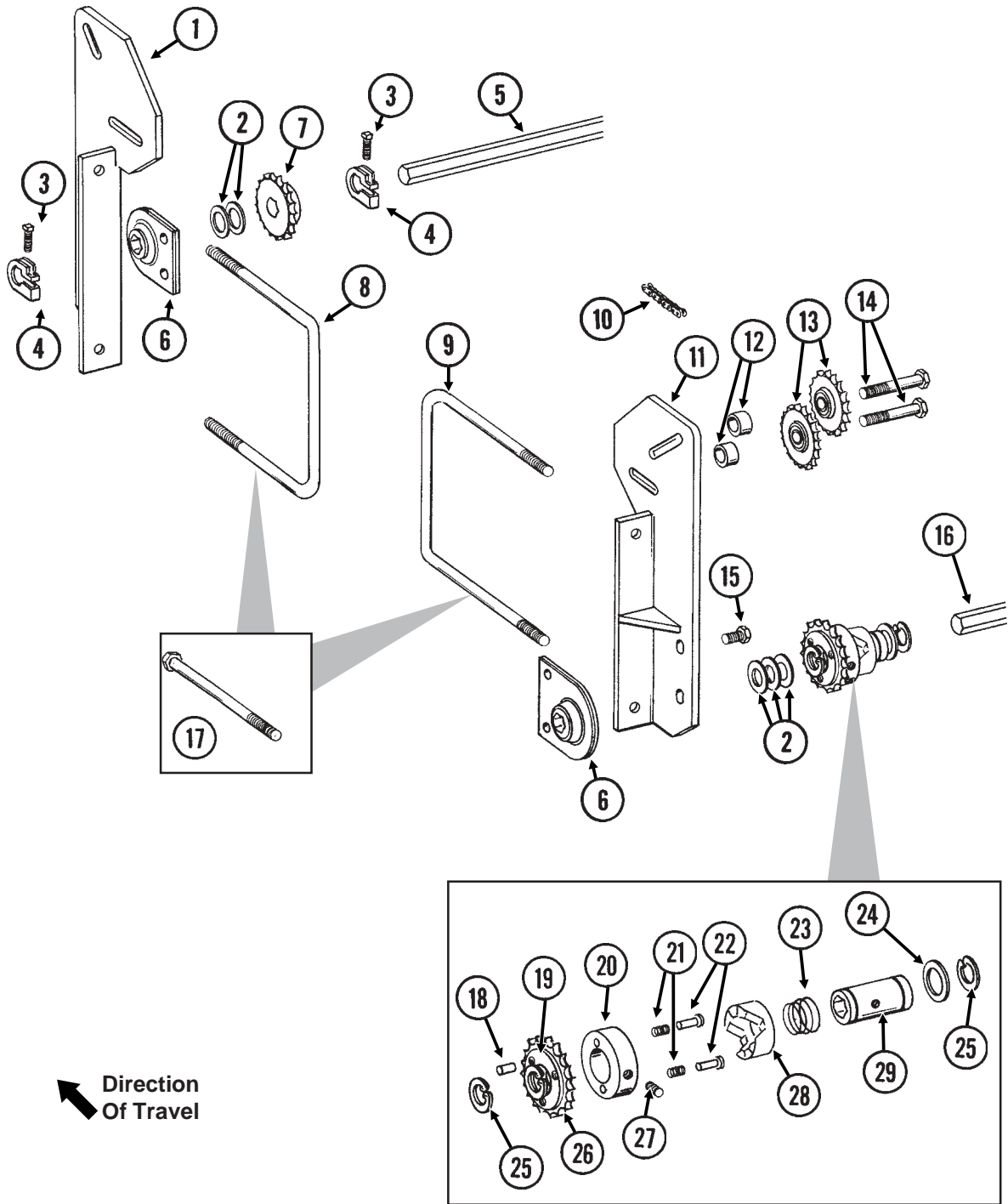
ITEM	PART NO.	QTY.	DESCRIPTION
1.	GA7858	-	Radar Distance Sensor W/20' Cable
2.	GA8026	-	Radar Sensor Pipe/Mounting Bracket Package
3.	G1K323	-	4-Pin Connector Kit W/Female Housing, 4 Pins And Cable Clamp
4.	GA5600	1	Magnetic Distance Sensor
5.	GD8751	-	Magnetic Distance Sensor Pulse Wheel
6.	GD6291	-	Insulated Clamp, 3/8"
7.	GD8770	1	Bracket
8.	G10001	2	Hex Head Cap Screw, 3/8"-16 x 1"
	G10229	2	Lock Washer, 3/8"
	G10101	2	Hex Nut, 3/8"-16
9.	GD8771	1	Spring Wave Washer

KPM I/KPM II STACK-MODE ELECTRONIC SEED MONITOR

ITEM	PART NO.	QTY.	DESCRIPTION
10.	GA9857	1	SMM Backlit Console W/Mounting Bracket And Dust Plug (Item 36)
	GR1631	-	Mounting Bracket, KPM II Stack-Mode And SMM Consoles
	GR1632	-	Console Mounting Bracket Hardware Package (Includes 2 Knobs And 1/4" Hardware)
11.	GA7856	1	Power Lead Adapter
12.	GA9144	-	Monitor/Radar Adapter, 10"
13.	G1K267	-	Power Lead Adapter Connector Kit, Includes: (1) Cable Clamp, (1) 3-Pin Connector, (3) Male Terminal Pins
14.	G1K268	-	Console Cable Connector Kit, Includes: (1) Cable Clamp, (1) 3-Pin Connector, (1) Lock Ring, (3) Female Terminal Pins
15.	GA10575	-	KPM II Backlit Console W/Mounting Bracket, Fuse Holder And Fuse, Power Lead Adapter (Item 11), Brush (Item 23), Dust Plug (Item 34) And Monitor/Radar Adapter, 10" (Item 12)
	GR1391	-	Mounting Bracket, KPM II
	GR1393	-	Console Mounting Bracket Hardware Package (Includes 4 Knobs And 1/4" Hardware)
	GA10601	-	Fuse Holder
	GD7639	-	Fuse
16.	G1K322	-	4-Pin Connector Kit W/Male Housing, 4 Female Socket Contacts And Cable Clamp
17.		-	Included In Planter Wiring Harness, See Item 2, Pages P62 And P63
18.	GA8021	-	Planter Harness W/Dust Caps, 4 Row (7 Connectors)
	GA8022	-	Planter Harness W/Dust Caps, 6 Row (9 Connectors)
	GA7850	-	Planter Harness W/Dust Caps, 8 Row (12 Connectors)
	GD11993	-	Dust Cap
19.	GA10901	-	Seed Tube W/Computerized Sensor (Shown)
	GR1629	-	Sensor Only
	GA10940	-	Seed Tube (With Holes For Sensor Installation)
	GA10142	-	Seed Tube W/Computerized Sensor (Optional For Large Seed)
	GR1737	-	Sensor Only
	GA10136	-	Seed Tube (With Holes For Sensor Installation)
20.	GA7859	1	Magnetic Distance Sensor Adapter (Analog To Digital)
21.	GA10570	1	KPM I Backlit Console W/Mounting Bracket, Fuse Holder And Fuse, Power Lead Adapter (Item 11), Brush (Item 23) And Dust Plug (Item 34)
	GR1390	-	Mounting Bracket, KPM I
	GR1392	-	Console Mounting Bracket Hardware Package (Includes 2 Knobs And 1/4" Hardware)
	GA10601	-	Fuse Holder
	GD7639	-	Fuse
22.	G10022	2	Hex Head Cap Screw, 1/4"-20 x 1/2"
	G10211	2	Washer, 1/4" SAE
	G10227	2	Lock Washer, 1/4"
	G10103	2	Hex Nut, 1/4"-20
23.	GR0594	-	Brush
24.	GR0586	1	Radar Y-Cable (Used To Connect Radar Distance Sensor For Multiple Functions)
25.	GA7857	-	Extension Harness, 1'
26.	GA7854	-	Extension Harness W/Dust Cap, 15'
	GA7855	-	Extension Harness W/Dust Cap, 30'
	GD11993	-	Dust Cap
27.	GA7853	-	Junction Y-Harness W/Dust Cap
	GD11993	-	Dust Cap
28.	G1K321	-	2-Pin Female Connector Kit (Black), Includes: (3) 2-Pin Female Housings, (6) Pin Contacts, (6) Seals
29.	G1K320	-	2-Pin Male Connector Kit (Black), Includes: (3) 2-Pin Male Housings, (6) Socket Contacts, (6) Seals
30.	G1K248	-	3-Pin Female Connector Kit (Black), Includes: (3) 3-Pin Female Housings, (9) Pin Contacts, (9) Seals
	G1K362	-	3-Pin Female Connector Kit (Blue), Includes: (3) 3-Pin Female Housings, (9) Pin Contacts, (9) Seals
31.	G1K252	-	3-Pin Male Connector Kit (Black), Includes: (3) 3-Pin Male Housings, (9) Socket Contacts, (9) Seals
	G1K363	-	3-Pin Male Connector Kit (Blue), Includes: (3) 3-Pin Male Housings, (9) Socket Contacts, (9) Seals
32.	GD11089	-	Sealing Plug
33.	G1K249	-	Acre Counter Switch Kit
34.	GA8046	-	Dust Plug (Black)
	GA9978	-	Dust Plug (Blue)
35.	GA8047	-	Dust Plug (Black)
	GA9979	-	Dust Plug (Blue)
A.	GA6147	-	Magnetic Distance Sensor And Mounting Package (Items 4-9)

INTERPLANT® PUSH ROW UNIT DRIVE

PTD093(PT75e)

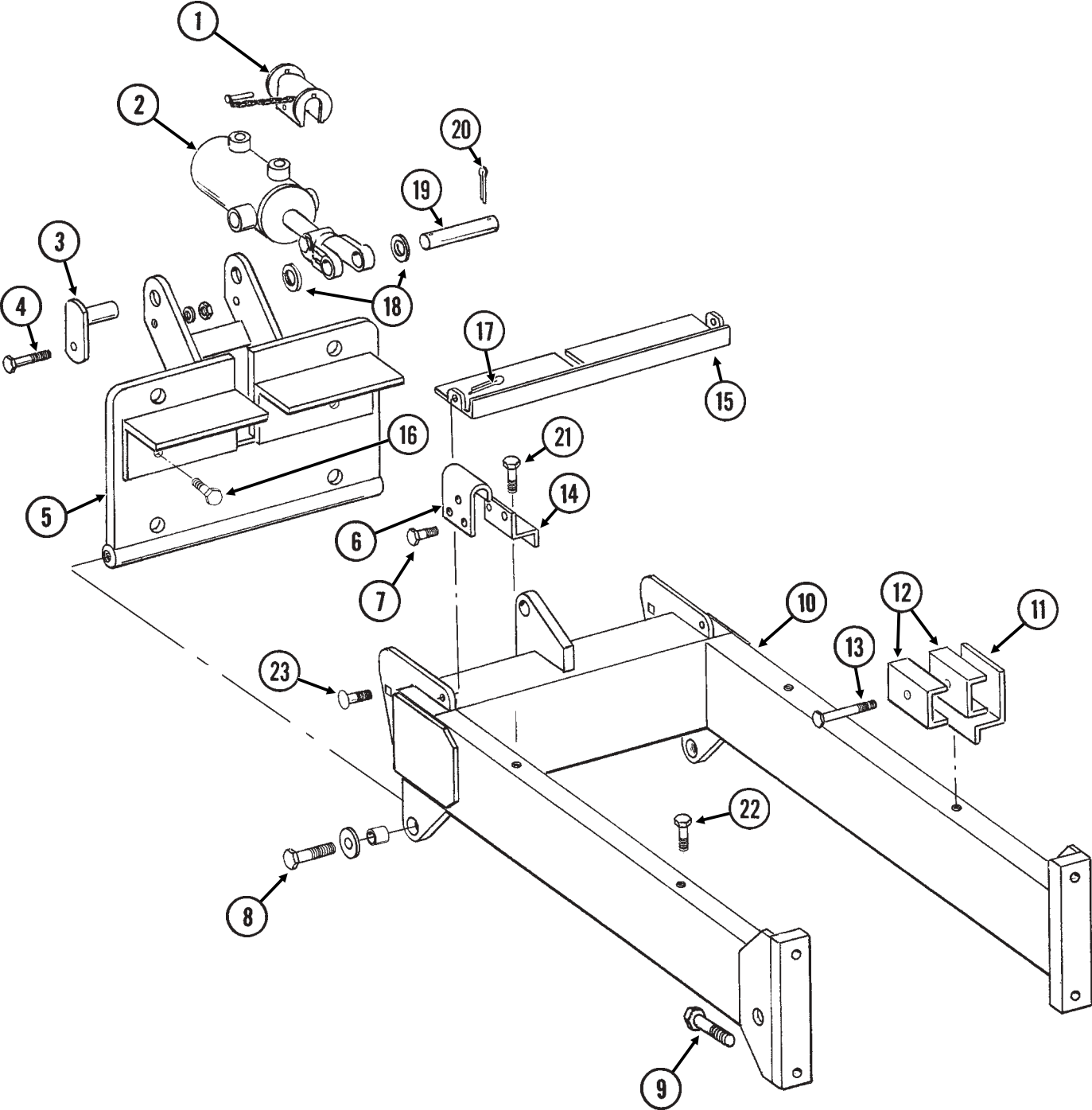


INTERPLANT® PUSH ROW UNIT DRIVE

ITEM	PART NO.	QTY.	DESCRIPTION
1.	GA8717	1	Front Mount
2.	G10233	5	Machine Bushing, 1", 10 Gauge
3.	G10130	2	Square Head Machine Bolt, $\frac{5}{16}$ "-18 x 1 $\frac{3}{4}$ "
	G10923	2	Flange Nut, $\frac{5}{16}$ "-18, No Serration
4.	GD11045	2	Lock Clamp
5.	GD0914-84	1	Hex Shaft, $\frac{7}{8}$ " x 84" (No Holes), 4 Row 30"
	GD0914-105	-	Hex Shaft, $\frac{7}{8}$ " x 105" (No Holes), 4 Row 36"/38"
	GD0914-144	-	Hex Shaft, $\frac{7}{8}$ " x 144" (No Holes), 6 Row 30"
	GD0914-180	-	Hex Shaft, $\frac{7}{8}$ " x 180" (No Holes), 6 Row 36"/38"
	GD0914-205	-	Hex Shaft, $\frac{7}{8}$ " x 205" (No Holes), 8 Row 30"
6.	GA2180	2	Hanger Bearing, $\frac{7}{8}$ " Hex Bore
7.	GA5107	1	Sprocket, 19 Tooth
8.	GD11721	1	U-Bolt, 5" x 7" x $\frac{1}{2}$ "-13 (Double Frame® Planters)
	G10228	2	Lock Washer, $\frac{1}{2}$ "
	G10102	2	Hex Nut, $\frac{1}{2}$ "-13
9.	GD7145	1	U-Bolt, 7" x 7" x $\frac{1}{2}$ "-13 (Double Frame® Planters)
	G10228	2	Lock Washer, $\frac{1}{2}$ "
	G10102	2	Hex Nut, $\frac{1}{2}$ "-13
10.	G3310-138	1	Chain, No. 40, 138 Pitch Including Connector Link (Single Frame Planters)
	G3310-252	-	Chain, No. 40, 252 Pitch Including Connector Link (Double Frame® Planters)
	GR0912	-	Connector Link, No. 40
11.	GA8716	1	Rear Mount
12.	GD9229	4	Spacer, 1 $\frac{1}{4}$ " O.D. x $\frac{1}{2}$ " Long
13.	GA7154	4	Sprocket W/Bearing, 18 Tooth
14.	G10581	4	Hex Head Cap Screw, $\frac{1}{2}$ "-13 x 2 $\frac{1}{4}$ "
	G10168	4	Machine Bushing, $\frac{1}{2}$ ", 7 Gauge
	G10228	4	Lock Washer, $\frac{1}{2}$ "
	G10102	4	Hex Nut, $\frac{1}{2}$ "-13
15.	G10001	-	Hex Head Cap Screw, $\frac{3}{8}$ "-16 x 1"
	G10229	-	Lock Washer, $\frac{3}{8}$ "
	G10101	-	Hex Nut, $\frac{3}{8}$ "-16
16.		-	See "Driveline", Pages P40 And P41
17.	G10909	2	Hex Head Cap Screw, $\frac{1}{2}$ "-13 x 9" (Single Frame Planters)
	G10228	2	Lock Washer, $\frac{1}{2}$ "
	G10102	2	Hex Nut, $\frac{1}{2}$ "-13
18.	G10968	1	Spring Pin, $\frac{5}{32}$ " x $\frac{7}{16}$ "
19.	GR1406	1	Bushing
20.	GR1405	1	Lock Collar
21.	GR1413	2	Spring
22.	GR1410	2	Pin
23.	GR1408	1	Compression Spring
24.	GR1411	1	Shim
25.	G10496	2	External Inverted Snap Ring, 1 $\frac{1}{2}$ "
26.	GR1412	1	Sprocket, 19 Tooth
27.	G10535	1	Hex Socket Set Screw, $\frac{3}{8}$ "-16 x $\frac{3}{4}$ "
28.	GR1409	1	Knurled Collar
29.	GR1407	1	Drive Shaft
A.	GA8092	-	Clutch Sprocket Assembly, 19 Tooth (Items 18-29)
B.	G1K269	-	Lock Clamp Kit (Items 3 And 4)
C.	G1K331	-	Clutch Sprocket Kit (Items 18, 19 And 26)

INTERPLANT® SELF-LEVELING HITCH EXTENSION

(PT73d)

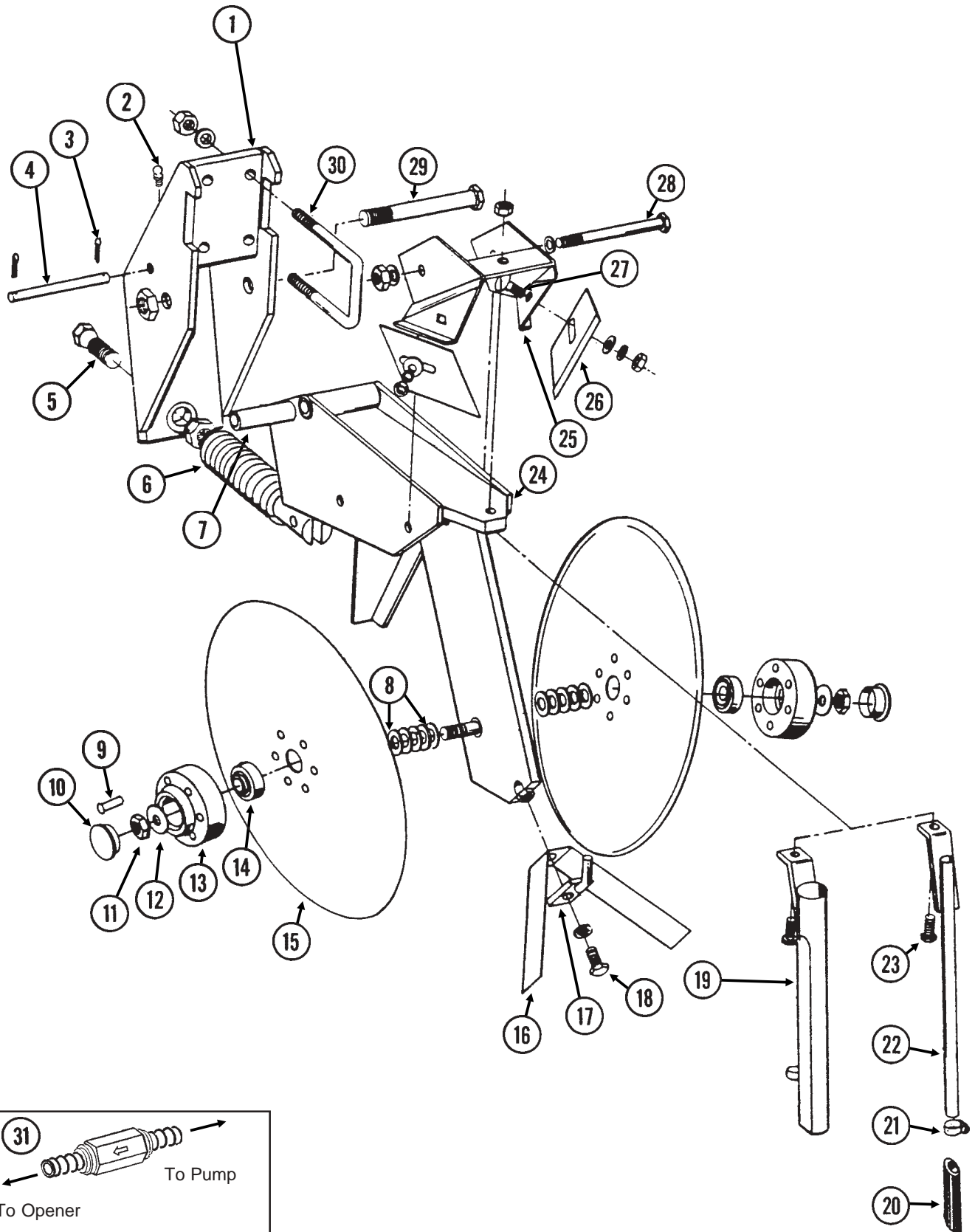


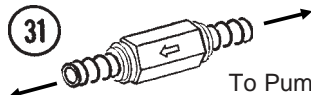
INTERPLANT® SELF-LEVELING HITCH EXTENSION

ITEM	PART NO.	QTY.	DESCRIPTION
1.	GA9872	1	Lockup W/Pin
2.		-	See "Interplant® Lift Cylinder", Page P53
3.	GA6761	2	Pin
4.	G10581	2	Hex Head Cap Screw, 1/2"-13 x 2 1/4"
	G10206	2	Washer, 1/2" SAE
	G10111	2	Lock Nut, 1/2"-13
5.	GA8487	1	Hinge
6.	GD7944	1	Mount
7.	G10001	2	Hex Head Cap Screw, 3/8"-16 x 1"
	G10229	2	Lock Washer, 3/8"
	G10101	2	Hex Nut, 3/8"-16
8.	G10645	2	Hex Head Cap Screw, 1"-8 x 3", Grade 8
	GD10231	2	Special Washer, 1 1/16" I.D. x 2" O.D.
	GD11535	2	Bushing, 1 1/2" O.D.
9.		-	See "Hitch And Frame Assembly/Safety Chain", Pages P34 And P35
10.	GA8488	1	Hitch Extension W/Grease Fittings, 4 Row 30", 6 Row 30" And 8 Row 30" (Shown)
	GA8656	-	Hitch Extension W/Grease Fittings, 4 Row 36"/38" And 6 Row 36"/38"
	G10640	-	Grease Fitting, 1/4"-28
11.	GD11657	2	Mount
12.	GD6027	4	Hose Clamp, 3/4" x 2 1/2" x 2 1/2"
13.	G10325	2	Hex Head Cap Screw, 3/8"-16 x 2 3/4"
	G10108	2	Lock Nut, 3/8"-16
14.	GD11662	1	Mounting Bracket
15.	GA8676	1	Shield
16.	G10428	2	Hex Head Cap Screw, 5/8"-11 x 3/4"
17.	G10451	2	Cotter Pin, 1/8" x 1"
18.	G10226	2	Washer, 1 1/4" SAE
19.	GD11559	1	Pin, 1 1/4" x 4 7/8"
20.	G10460	2	Cotter Pin, 1/4" x 2"
21.	G10001	3	Hex Head Cap Screw, 3/8"-16 x 1"
	G10229	3	Lock Washer, 3/8"
	G10210	3	Washer, 3/8" USS
22.	G10001	1	Hex Head Cap Screw, 3/8"-16 x 1"
23.	G10574	2	Carriage Bolt, 1/2"-13 x 1 1/4"
	G10206	2	Washer, 1/2" SAE
	G10111	2	Lock Nut, 1/2"-13

DOUBLE DISC FERTILIZER OPENER

FOC007(PT25e/FRTZ208)



31


 To Opener To Pump

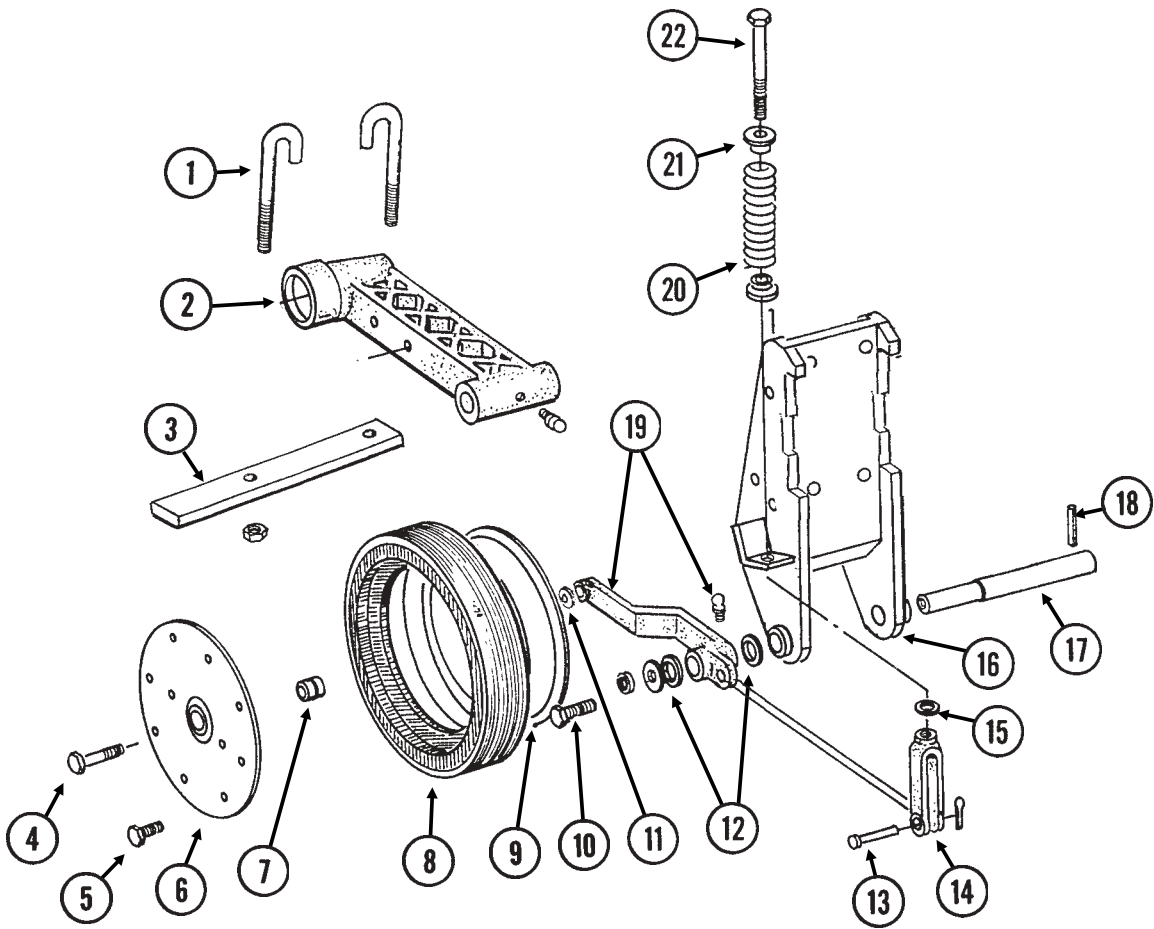
Optional - Liquid Fertilizer Only

DOUBLE DISC FERTILIZER OPENER

ITEM	PART NO.	QTY.	DESCRIPTION
(Per Assy.)			
1.	GA8483	1	Bracket
2.	G10938	1	Grease Fitting, 1/4"-28, Taper Thread
3.	G10451	2	Cotter Pin, 1/8" x 1"
4.	GD1657	1	Lockup Pin
5.	GD0962	1	Hex Head Adjusting Bolt, 5/8"-18 x 3 1/4"
	G10499	1	Hex Jam Nut, 5/8"-18, Grade 2
6.	GA0328	1	Spring
7.	GD0487	1	Bushing, 41/64" I.D. x 3 1/2" Long
8.	G10213	-	Machine Bushing, 5/8" (.030" Thick)
9.	G10542	12	Rivet, 1/4" x 1 5/16"
10.	GD1132	2	Dust Cap
11.	G10503	1	Hex Jam Nut, 5/8"-11, Grade 2
	G10504	1	Hex Jam Nut, 5/8"-11, L.H. Thread, Grade 2
12.	G10204	2	Special Machine Bushing, 5/8" x 1" O.D.
13.	GB0134	2	Hub
14.	GA2014	2	Bearing
15.	GD11306	2	Disc Blade, 3.5 mm x 15"
16.	GD2589	1	Inner Scraper
17.	GA0312	1	Mount
18.	G10019	1	Hex Head Cap Screw, 5/16"-18 x 1"
	G10232	1	Lock Washer, 5/16"
19.	GA1369	-	Drop Tube, Dry Fertilizer
20.	GD11705	-	Extension
21.	G10681	-	Hose Clamp, No. 6
22.	GA8685	-	Drop Tube, Liquid Fertilizer
23.	G10133	1	Hex Head Cap Screw, 5/16"-18 x 1 1/2"
	G10221	1	Washer, 5/16" SAE
	G10109	1	Lock Nut, 5/16"-18
24.	GA9195	1	Shank
25.	GA0810	1	Scraper Mount
26.	GD1673	2	Scraper
27.	G10305	2	Carriage Bolt, 3/8"-16 x 1"
	G10210	2	Washer, 3/8" USS
	G10229	2	Lock Washer, 3/8"
	G10101	2	Hex Nut, 3/8"-16
28.	G10045	1	Hex Head Cap Screw, 1/2"-13 x 4 1/2"
	G10111	1	Lock Nut, 1/2"-13
29.	G10046	1	Hex Head Cap Screw, 5/8"-11 x 5"
	G10107	1	Lock Nut, 5/8"-11
30.	GD1138	2	U-Bolt, 2 1/2" x 2 1/2" x 1/2"-13
	G10228	4	Lock Washer, 1/2"
	G10102	4	Hex Nut, 1/2"-13
31.	GA8983	-	Check Valve, Low Rate
A.	GA8845	-	Disc Blade And Bearing Assembly (Items 9 And 13-15)

HD SINGLE DISC FERTILIZER OPENER (Soil Press Wheel)

(TWL35d)

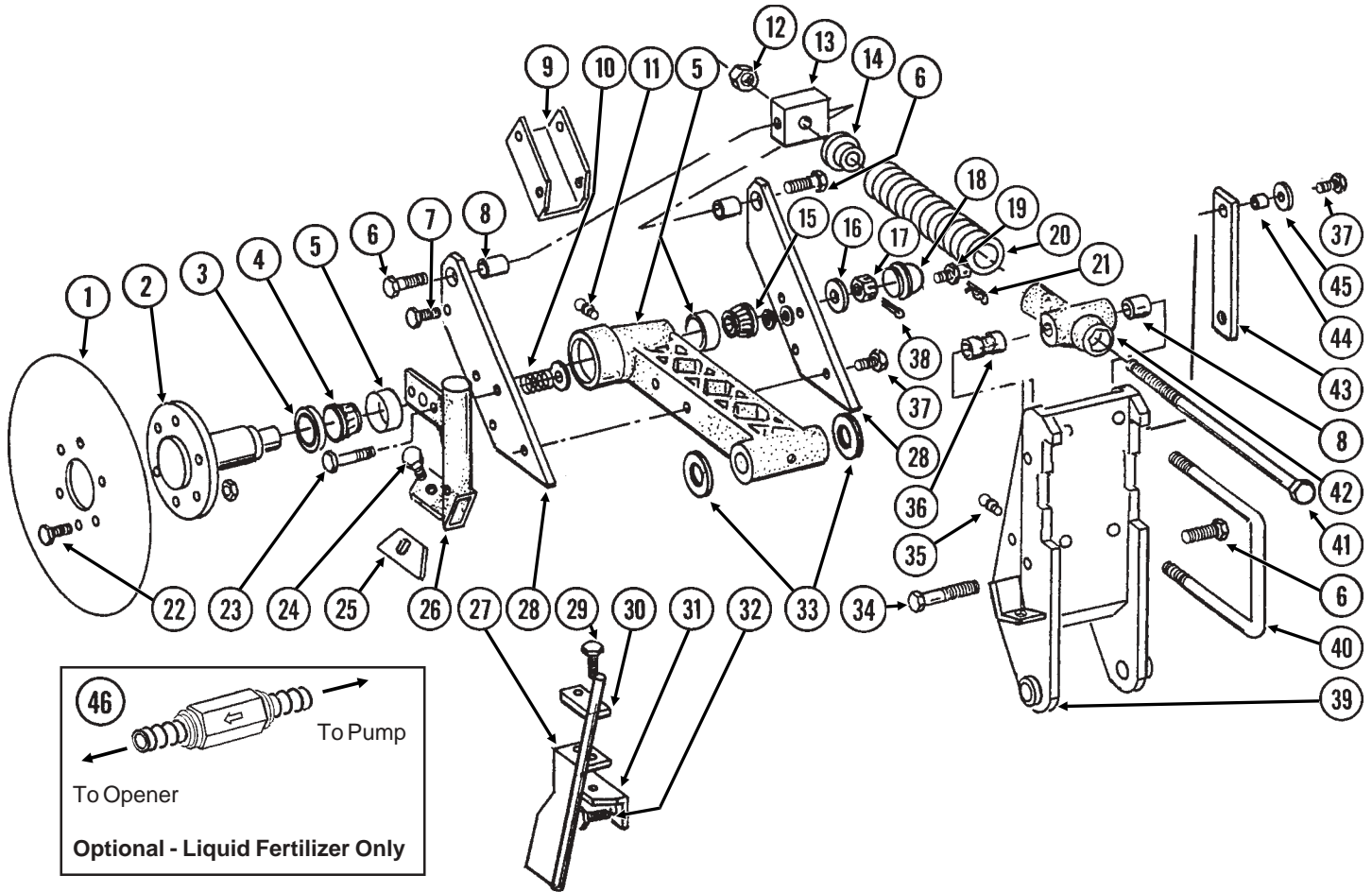


HD SINGLE DISC FERTILIZER OPENER (Soil Press Wheel)

ITEM	PART NO.	QTY.	DESCRIPTION
		(Per Assy.)	
1.	GD9705	2	J-Bolt, 1/2"-13
	G10228	2	Lock Washer, 1/2"
	G10102	2	Hex Nut, 1/2"-13
2.		-	See "HD Single Disc Fertilizer Opener (Blade And Drop Tube)", Pages P74 And P75
3.	GD9706	1	Lockup Bar
4.	G10010	1	Hex Head Cap Screw, 5/8"-11 x 3"
5.	G10961	11	Flanged Whiz-Lock Screw, 5/16"-18 x 3/4", No Serration
	G10620	11	Serrated Flange Nut, 5/16"-18
6.	GD11954	1	Half Wheel Cover, Nylon
7.	GA6171	1	Bearing
8.	GD11953	1	Offset Tire
9.	GD11423	1	Half Wheel
10.	G10438	1	Hex Head Cap Screw, 1/2"-13 x 3/4"
	G10228	1	Lock Washer, 1/2"
	G10216	1	Washer, 1/2" USS
11.	G10230	1	Lock Washer, 5/8"
12.	G10526	10	Machine Bushing, 1" (.048" Thick)
13.	G10560	1	Clevis Pin, 1/2" x 1 3/4"
	G10456	1	Cotter Pin, 1/8" x 3/4"
14.	GD8218	1	Yoke
15.	G10205	1	Washer, 5/8" SAE
16.		-	See "HD Single Disc Fertilizer Opener (Blade And Drop Tube)", Pages P74 And P75
17.	GD7911	1	Pivot Pin
18.	G10610	1	Spring Pin, 3/8" x 2"
19.	GA8306	-	Wheel Arm W/Grease Fitting, R.H.
	GA8305	1	Wheel Arm W/Grease Fitting, L.H. (Shown)
	G10640	1	Grease Fitting, 1/4"-28
20.	GD8308	1	Spring
21.	GB0212	2	Washer
22.	GD9709	1	Special Bolt
A.	G1K215	-	Lockup Kit (Items 1 And 3)
B.	GA8877	-	Gauge Wheel Complete (Items 5-9)

HD SINGLE DISC FERTILIZER OPENER (Blade And Drop Tube)

FOC016/FOC007/FOC019(PT27c/FRTZ208)



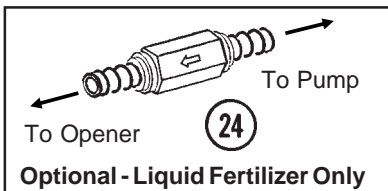
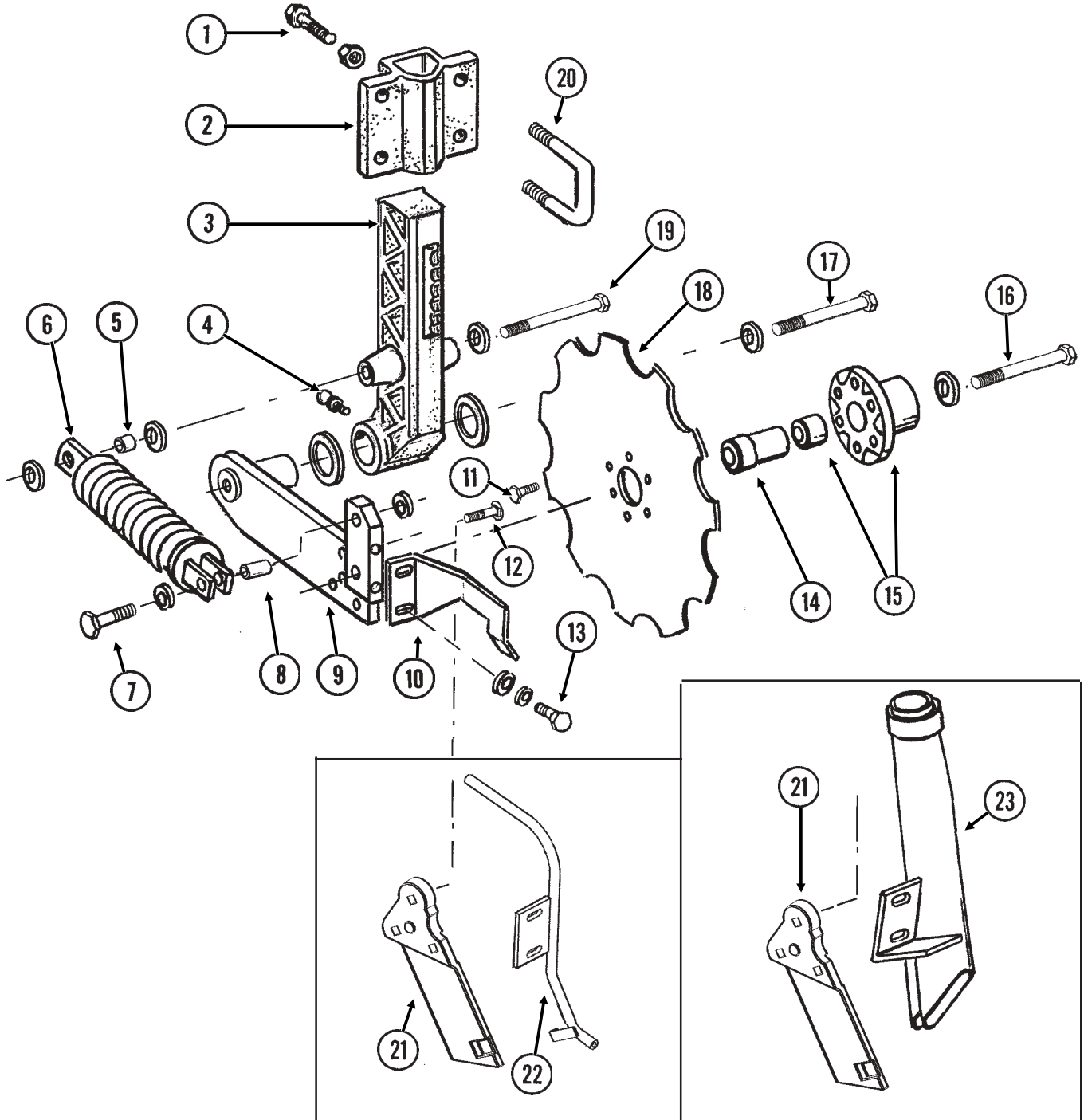
ITEM	PART NO.	QTY.	DESCRIPTION
		(Per Assy.)	
1.	GD7900	1	Disc Blade, 18"
2.	GB0205	1	Spindle
3.	GA4286	1	Seal
4.	GA4287	1	Bearing
5.	GA5887	1	Arm W/Cups And Washers
	GD6553	-	Inner Cup
	GR0188	-	Outer Cup
	G10205	3	Washer, 5/8" SAE
6.	G10007	3	Hex Head Cap Screw, 5/8"-11 x 1 1/2"
7.	G10001	2	Hex Head Cap Screw, 3/8"-16 x 1"
	G10108	2	Lock Nut, 3/8"-16
8.	GB0218	3	Bushing, 21/32" I.D. x 7/8" O.D. x 19/32" Long
9.	GD8238	1	Channel
10.	GD7962	2	Spring
11.	G10641	2	Grease Fitting, 1/8" NPT
12.	G10105	3	Hex Nut, 3/4"-10
13.	GD7908	1	Tap Block
14.	GB0213	1	Spring Seat
15.	GA0237	1	Bearing
16.	G10220	1	Machine Bushing, 1 1/16", 10 Gauge
17.	G10507	1	Slotted Nut, 1"-14
18.	GD1104	1	Dust Cap

HD SINGLE DISC FERTILIZER OPENER (Blade And Drop Tube)

ITEM	PART NO.	QTY. (Per Assy.)	DESCRIPTION
19.	GD8276	1	Pin
	G10237	1	Lock Washer, $\frac{7}{16}$ "
	G10100	1	Hex Nut, $\frac{7}{16}$ "-14
20.	GD10273	1	Compression Spring
21.	G10592	1	Hair Pin Clip, No. 11
22.	G10594	6	Bolt, $\frac{1}{2}$ "-13 x 1 $\frac{1}{2}$ "
	G10111	6	Lock Nut, $\frac{1}{2}$ "-13
23.	G10049	2	Hex Head Cap Screw, $\frac{3}{8}$ "-16 x 2 $\frac{1}{2}$ "
	G10210	2	Washer, $\frac{3}{8}$ " USS
	G10108	2	Lock Nut, $\frac{3}{8}$ "-16
24.	G10599	1	Carriage Bolt, $\frac{3}{8}$ "-16 x 1 $\frac{1}{4}$ "
	G10210	1	Washer, $\frac{3}{8}$ " USS
	G10229	1	Lock Washer, $\frac{3}{8}$ "
	G10101	1	Hex Nut, $\frac{3}{8}$ "-16
25.	GD7912	1	Scraper
26.	GB0210	-	Drop Tube, R.H., Dry Fertilizer
	GB0209	1	Drop Tube, L.H., Dry Fertilizer (Shown)
27.	GA8689	1	Drop Tube, L.H., Liquid Fertilizer (Shown)
	GA8688	-	Drop Tube, R.H., Liquid Fertilizer
28.	GD8224	2	Bar
29.	G10004	2	Hex Head Cap Screw, $\frac{3}{8}$ "-16 x 1 $\frac{1}{4}$ "
	G10229	2	Lock Washer, $\frac{3}{8}$ "
30.	GD10487	1	Clamp
31.	GD10304	-	Angle, R.H.
	GD10303	1	Angle, L.H. (Shown)
32.	G10016	2	Hex Head Cap Screw, $\frac{1}{2}$ "-13 x 2"
	G10111	2	Lock Nut, $\frac{1}{2}$ "-13
33.	G10322	-	Machine Bushing, 1 $\frac{1}{4}$ ", 18 Gauge (As Required)
34.	G10862	1	Hex Head Cap Screw, $\frac{5}{8}$ "-11 x 3 $\frac{1}{4}$ "
	G10205	2	Washer, $\frac{5}{8}$ " SAE
	G10230	1	Lock Washer, $\frac{5}{8}$ "
35.	G10640	1	Grease Fitting, $\frac{1}{4}$ "-28
36.	GD10242	1	Bushing, 2 $\frac{1}{4}$ "
37.	G10039	5	Hex Head Cap Screw, $\frac{1}{2}$ "-13 x 1 $\frac{3}{4}$ "
	G10111	5	Lock Nut, $\frac{1}{2}$ "-13
38.	G10459	1	Cotter Pin, $\frac{3}{16}$ " x 1 $\frac{1}{2}$ "
39.	GA7240	-	Opener Mount, R.H.
	GA7239	1	Opener Mount, L.H. (Shown)
40.	GD1114	2	U-Bolt, 7" x 7" x $\frac{5}{8}$ "-11 (8 $\frac{1}{2}$ " Long)
	GD14559	-	U-Bolt, 7" x 7" x $\frac{5}{8}$ "-11 (9" Long)
	G10230	4	Lock Washer, $\frac{5}{8}$ "
	G10104	4	Hex Nut, $\frac{5}{8}$ "-11
41.	GD7907	1	Special Bolt
42.	GB0206	1	Rod Guide
43.	GD8239	1	Storage Strap
44.	GD7904-02	1	Sleeve, $\frac{1}{2}$ " x $\frac{1}{2}$ " Long
45.	G10216	3	Washer, $\frac{1}{2}$ " USS
46.	GA8983	-	Check Valve, Low Rate

NOTCHED SINGLE DISC FERTILIZER OPENER

FOC018(FRTZ268/FRTZ208)

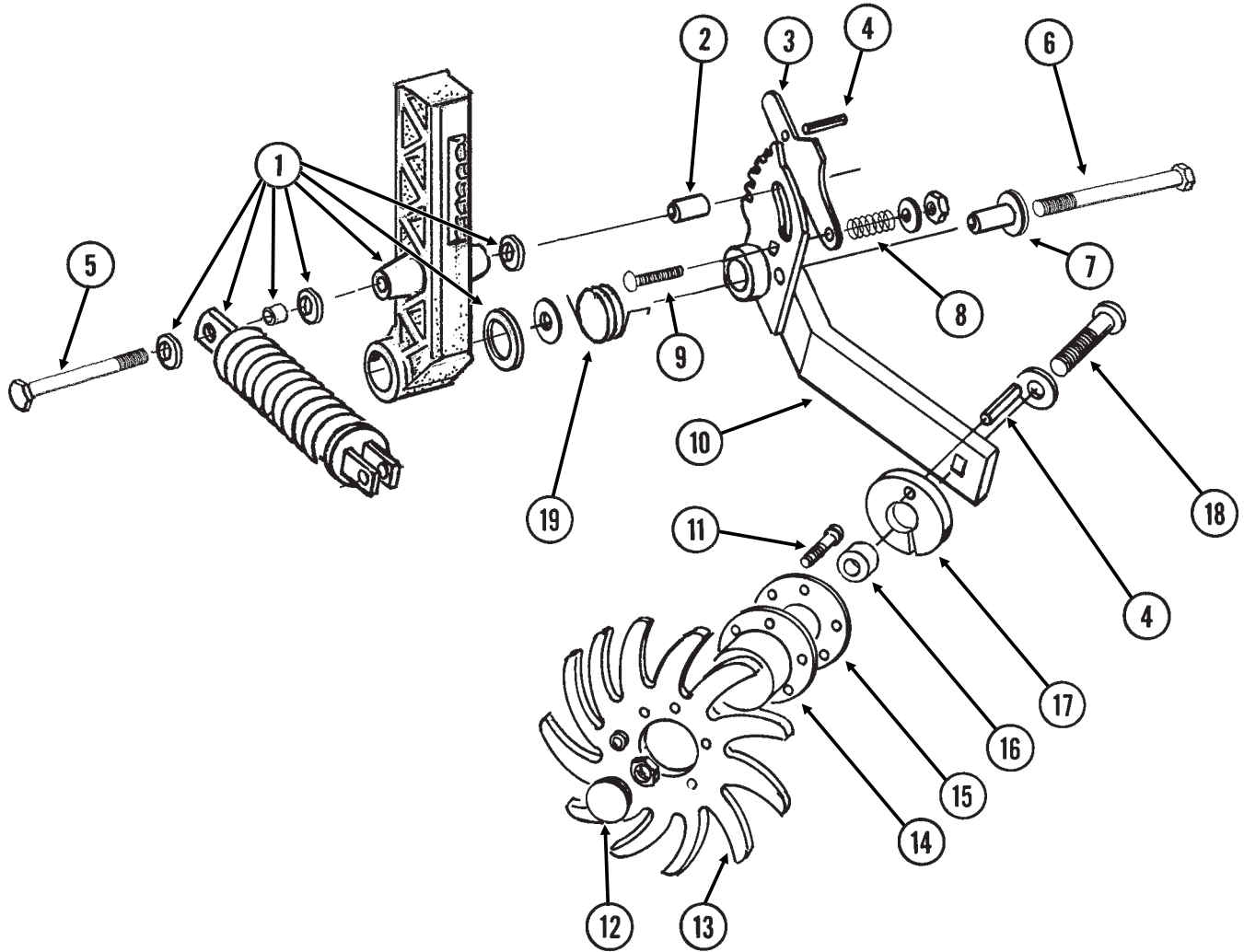


NOTCHED SINGLE DISC FERTILIZER OPENER

ITEM	PART NO.	QTY.	DESCRIPTION
(Per Assy.)			
1.	G10017	3	Hex Head Cap Screw, 1/2"-13 x 1 1/2"
	G10102	3	Hex Nut, 1/2"-13
2.	GB0297	1	Mount
3.	GB0296	1	Arm, 13 1/2"
4.	G10640	1	Grease Fitting, 1/4"-28
5.	GD12685	1	Bushing, 3/4" O.D. x 1/2" Long
6.	GA6966	1	Compression Spring Assembly
7.	G10047	1	Hex Head Cap Screw, 3/8"-16 x 1 3/4"
	G10210	2	Washer, 3/8" USS
	G10108	1	Lock Nut, 3/8"-16
8.	GD1026	1	Sleeve, 1 3/16" Long
9.	GA9433	1	Pivot Arm, L.H. (Shown)
	GA9434	-	Pivot Arm, R.H.
10.	GD11557	1	Scraper, L.H. (Shown)
	GD11558	-	Scraper, R.H.
11.	G10002	6	Hex Head Cap Screw, 3/8"-16 x 3/4"
12.	G10306	3	Carriage Bolt, 3/8"-16 x 2"
	G10108	3	Lock Nut, 3/8"-16
13.	G10991	2	Hex Head Cap Screw, 5/16"-18 x 7/8"
	G10232	2	Lock Washer, 5/16"
	G10219	6	Washer, 5/16" USS
14.	GD12679	1	Stepped Spacer, 3" Long
15.	GA9437	1	Hub W/Bearing
	GA8603	-	Double Row Bearing
16.	G10011	1	Hex Head Cap Screw, 5/8"-11 x 5 1/2"
	GD12677	1	Washer, 1 1/2" O.D., 7 Gauge, Hardened
	G10107	1	Lock Nut, 5/8"-11
17.	G10046	1	Hex Head Cap Screw, 5/8"-11 x 5"
	G10217	1	Washer, 5/8" USS
	G10450	2	Machine Bushing, 1 1/2", 18 Gauge (As Required)
	G10107	1	Lock Nut, 5/8"-11
18.	GD12676	1	Disc Blade, Notched, 16 3/4"
19.	G10871	1	Hex Head Cap Screw, 1/2"-13 x 6"
	G10206	3	Washer, 1/2" SAE
	G10111	1	Lock Nut, 1/2"-13
20.	GD1138	2	U-Bolt, 2 1/2" x 2 1/2" x 1/2"-13
	G10228	4	Lock Washer, 1/2"
	G10102	4	Hex Nut, 1/2"-13
21.	GB0323	1	Knife, L.H. (Shown)
	GB0322	-	Knife, R.H.
22.	GA10213	-	Drop Tube, L.H., Liquid Fertilizer (Shown)
	GA10214	1	Drop Tube, R.H., Liquid Fertilizer
23.	GA10047	-	Drop Tube, L.H., Dry Fertilizer (Shown)
	GA10048	1	Drop Tube, R.H., Dry Fertilizer
24.	GA8983	-	Check Valve, Low Rate

RESIDUE WHEEL ATTACHMENT FOR NOTCHED SINGLE DISC FERTILIZER OPENER

DFC024(FRTZ165)

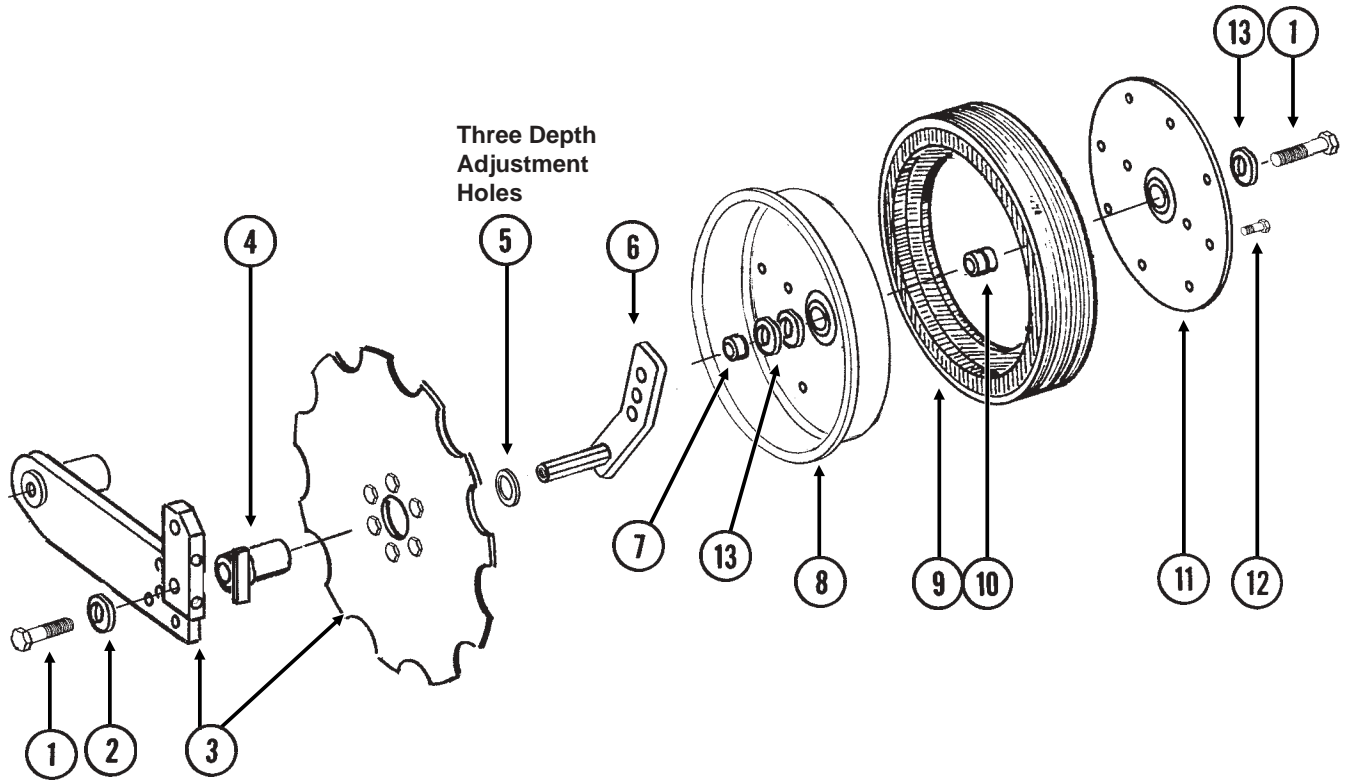


RESIDUE WHEEL ATTACHMENT FOR NOTCHED SINGLE DISC FERTILIZER OPENER

ITEM	PART NO.	QTY. (Per Assy.)	DESCRIPTION
1.		-	See "Notched Single Disc Fertilizer Opener", Pages P76 And P77
2.	GD12684	1	Bushing, 1 1/3" Long
3.	GD11178	1	Adjustment Lever
4.	G10603	2	Spring Pin, 1/4" x 1 1/4"
5.	G11034	1	Hex Head Cap Screw, 1/2"-13 x 7"
	G10111	1	Lock Nut, 1/2"-13
6.	G10830	1	Hex Head Cap Screw, 5/8"-11 x 7 1/2"
	GD7805	1	Special Washer, 5/8", Hardened
	G10107	1	Lock Nut, 5/8"-11
7.	GD11836	1	Sleeve, 2 1/8" Long
8.	GD7962	1	Spring
9.	G10306	1	Carriage Bolt, 3/8"-16 x 2"
	G10203	1	Washer, 3/8" SAE
	G10108	1	Lock Nut, 3/8"-16
10.	GA7999	1	Mount W/Grease Fitting, L.H. (Shown)
	GA7998	-	Mount W/Grease Fitting, R.H.
	G10640	-	Grease Fitting, 1/4"-28
11.	G10133	6	Hex Head Cap Screw, 5/16"-18 x 1 1/2"
	G10109	6	Lock Nut, 5/16"-18
12.	GD1132	2	Dust Cap
13.	GD10552	2	Wheel, 12 Tine, 3/8" x 12"
14.	GA5654	1	Hub W/Bearings
	GA2014	-	Bearing
15.	GD9724	1	Backing Plate
16.	GD7817-04	1	Spacer, 1 1/16" I.D. x 1/2" Long
17.	GD11188	1	Spacer
18.	G10908	1	Carriage Bolt, 5/8"-11 x 3"
	G10503	1	Hex Jam Nut, 5/8"-11, Grade 2
19.	GD11265	1	Spring, L.H. (Shown)
	GD11266	-	Spring, R.H.
A.	GA7445	-	Wheel Assembly, 12 Tine, L.H. (Items 11 And 13-15)(Shown)
	GA7446	-	Wheel Assembly, 12 Tine, R.H. (Items 11 And 13-15)

DEPTH/GAUGE WHEEL ATTACHMENT FOR NOTCHED SINGLE DISC FERTILIZER OPENER

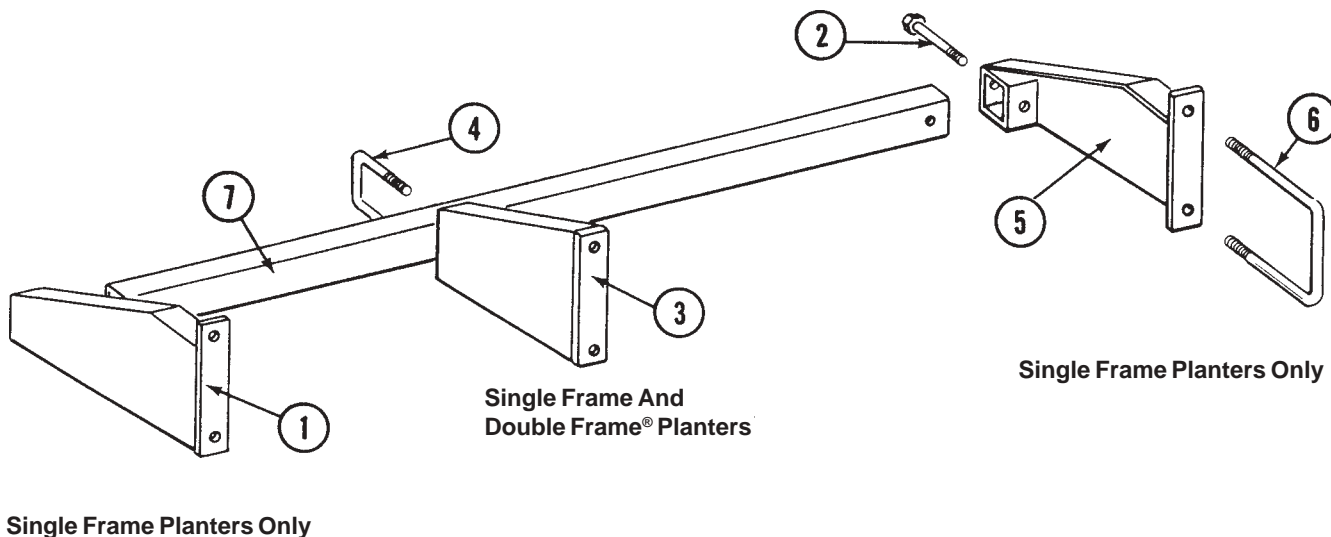
(FRTZ256)



ITEM	PART NO.	QTY.	DESCRIPTION
		(Per Assy.)	
1.	G10010	2	Hex Head Cap Screw, $\frac{5}{8}$ "-11 x 3"
2.	GD7805	1	Special Washer, $\frac{5}{8}$ ", Hardened
3.		-	See "Notched Single Disc Fertilizer Opener", Pages P76 And P77
4.	GA9472	1	Blade Mount
5.	G10233	1	Machine Bushing, 1", 10 Gauge
6.	GA10037	1	Wheel Mount, L.H. (Shown)
	GA10036	1	Wheel Mount, R.H.
7.	GD13309	1	Spacer
8.	GD11423	1	Half Wheel
9.	GD11953	1	Offset Tire
10.	GA6171	1	Bearing
11.	GD11954	1	Half Wheel Cover, Nylon
12.	G10961	11	Flanged Whiz-Lock Screw, $\frac{5}{16}$ "-18 x $\frac{3}{4}$ ", No Serration
	G10620	11	Serrated Flange Nut, $\frac{5}{16}$ "-18
13.	G10204	-	Special Machine Bushing, $\frac{5}{8}$ " x 1" O.D. (As Required)
A.	GA8877	-	Gauge Wheel Complete (Items 8-12)

FERTILIZER OPENER MOUNTING BAR (Double Disc And Notched Single Disc Fertilizer Openers)

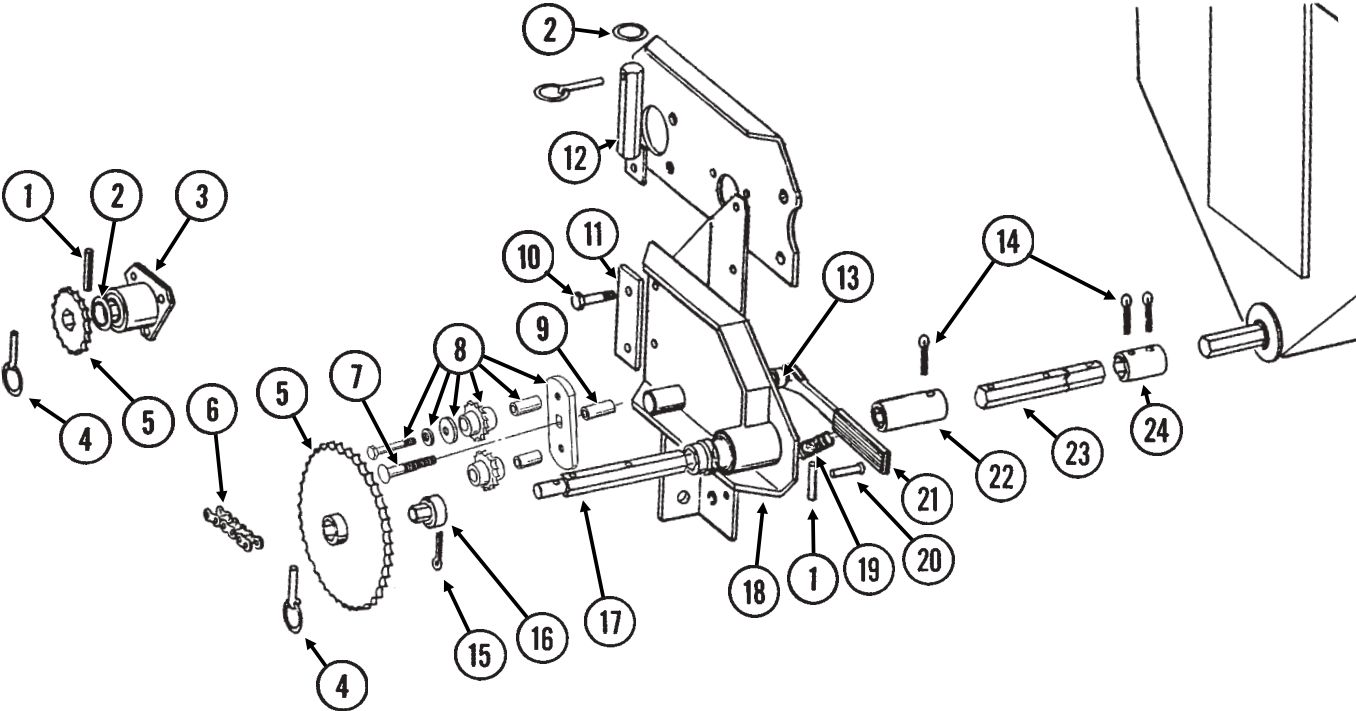
FOC008(PT28)



ITEM	PART NO.	QTY.	DESCRIPTION
1.	GA5231	1	Support, L.H., Single Frame Planters Only
2.	G10035	2	Hex Head Cap Screw, 1/2"-13 x 4"
	G10228	2	Lock Washer, 1/2"
	G10102	2	Hex Nut, 1/2"-13
3.	GA5237	1	Support, 19" Long, L.H. (Shown), 8 Row 30" Single Frame Planters
	GA5236	1	Support, 19" Long, R.H., 8 Row 30" Single Frame Planters
	GA9431	1	Support, 18 1/8" Long, L.H., 8 Row 30" Double Frame® Planters
	GA9430	1	Support, 18 1/8" Long, R.H., 8 Row 30" Double Frame® Planters
4.	GD1138	2	U-Bolt, 2 1/2" x 2 1/2" x 1/2"-13
	G10228	4	Lock Washer, 1/2"
	G10102	4	Hex Nut, 1/2"-13
5.	GA5230	1	Support, R.H., Single Frame Planters Only
6.	GD1114	2	U-Bolt, 7" x 7" x 5/8"-11
	G10230	4	Lock Washer, 5/8"
	G10104	4	Hex Nut, 5/8"-11
7.	GD1685-14	1	Toolbar, 2 1/2" x 2 1/2" x 105", 4 Row 30"
	GD1685-15	-	Toolbar, 2 1/2" x 2 1/2" x 129", 4 Row 36"/38"
	GD1685-13	-	Toolbar, 2 1/2" x 2 1/2" x 165", 6 Row 30"
	GD1685-12	-	Toolbar, 2 1/2" x 2 1/2" x 205", 6 Row 36"/38"
	GD1685-16	-	Toolbar, 2 1/2" x 2 1/2" x 225", 8 Row 30"
A.	G6795X	-	Support Bundle (Items 1, 2, 4, 5 And 6)

DRY FERTILIZER TRANSMISSION ASSEMBLY

DFC008rev(PT29d)

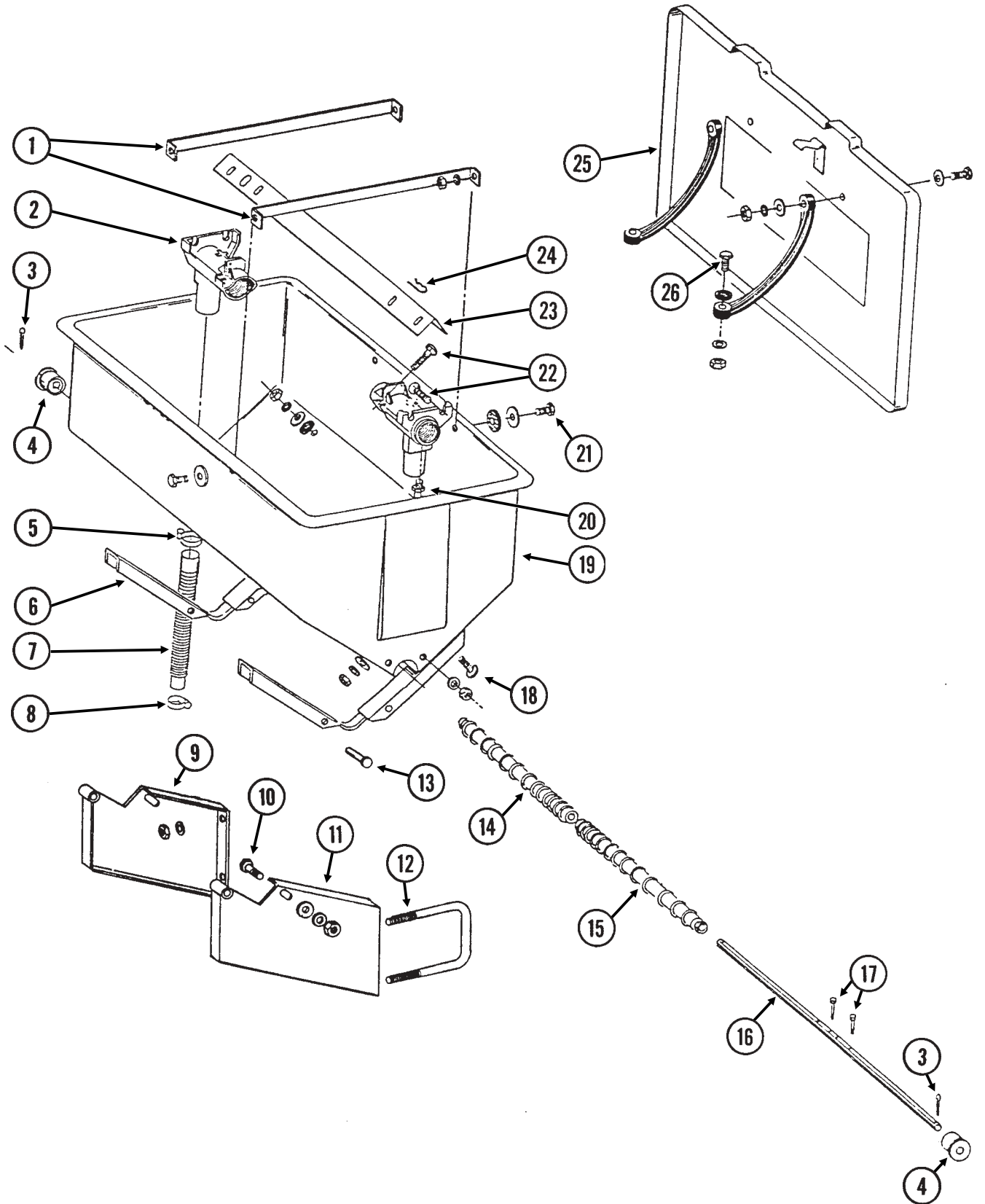


DRY FERTILIZER TRANSMISSION ASSEMBLY

ITEM	PART NO.	QTY.	DESCRIPTION
1.	G10602	2	Spring Pin, 1/4" x 1 1/2"
2.	G10233	2	Machine Bushing, 1", 10 Gauge
3.	GA5223	1	Spacer W/Bearing
	GA5116	-	Bearing, 7/8" Hex Bore, Cylindrical
4.	GD2558	3	Lynch Pin, 1/4"
5.	GA5105	1	Sprocket, 15 Tooth
	GA5107	1	Sprocket, 19 Tooth
	GA5114	1	Sprocket, 30 Tooth
	GA5115	1	Sprocket, 33 Tooth
	GA6337	1	Sprocket, 35 Tooth
6.	G3310-98	1	Chain, No. 40, 98 Pitch Including Connector Link
	GR0912	-	Connector Link, No. 40
7.	G10419	1	Carriage Bolt, 1/2"-13 x 4 1/2"
	G10111	1	Lock Nut, 1/2"-13
8.	GA7336	1	Idler W/Bolt-On Sprockets
	GD7426	-	Sprocket, 12 Tooth
	GD1026	-	Sleeve, 1 3/16" Long
	G10210	-	Washer, 3/8" USS
	G10229	-	Lock Washer, 3/8"
	G10047	-	Hex Head Cap Screw, 3/8"-16 x 1 3/4"
9.	GD3180-17	1	Sleeve, 5/8" I.D. x 7/8" O.D. x 2 5/16" Long
10.	G10053	2	Hex Head Cap Screw, 1/2"-13 x 2 1/2"
	G10585	1	Hex Head Cap Screw, 1/2"-13 x 3 1/4"
	G10033	1	Hex Head Cap Screw, 1/2"-13 x 3 1/2"
	G10016	2	Hex Head Cap Screw, 1/2"-13 x 2"
	G10228	2	Lock Washer, 1/2"
	G10102	2	Hex Nut, 1/2"-13
11.	GD8246	1	Overlay
12.	GA5229	1	Sprocket Storage Rod
13.	GD10161	1	Spacer, 3/8"
14.	G10460	-	Cotter Pin, 1/4" x 2"
15.	G10462	1	Cotter Pin, 3/16" x 2"
16.	GD7127	1	Shear Coupler
17.	GD7870	1	Shaft, 7"
18.	GA5678	1	Plate W/Bearings And Grease Fitting
	GA5116	-	Bearing, 7/8" Hex Bore, Cylindrical
	GA5624	-	Special Bearing, 7/8" Hex Bore x 1.6"
	G10640	-	Grease Fitting, 1/4"-28
19.	GD5857	1	Spring
20.	G10408	1	Clevis Pin, 5/16" x 3/4"
	G10409	1	Retaining Ring, 5/16"
21.	GA4235	1	Ratchet Arm W/Protective Closure
	G10445	-	Protective Closure
22.	GD7867	-	Coupler, 3", 4 Row 36"/38" And 6 Row 36"/38" Only
23.	GD7871	-	Hex Shaft, 7/8" x 6" (3 Holes), 4 Row 36"/38" And 6 Row 36"/38" Only
24.	GD5886	-	Coupler, 1 3/4"

DRY FERTILIZER HOPPER AND MOUNTS

DFC009/DFC014/DFC018(PT30a)



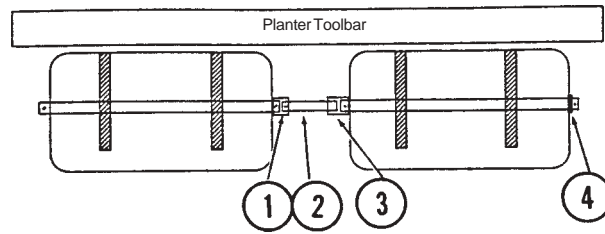
DRY FERTILIZER HOPPER AND MOUNTS

ITEM	PART NO.	QTY.	DESCRIPTION
		(Per Hopper)	
1.	GD1209	2	Strap
2.	GD1200	2	Outlet Housing
3.	G10460	2	Cotter Pin, 1/4" x 2"
4.	GB0200	2	Bearing
5.	G10676	2	Hose Clamp, No. 36
6.	GA5652	2	Saddle
7.	GD3790	2	Rubber Tube
8.	G10672	2	Hose Clamp, No. 28
9.	GA0864	1	Hopper Mount, R.H.
10.	G10037	2	Hex Head Cap Screw, 1/2"-13 x 1 1/4"
	G10206	2	Washer, 1/2" SAE
	G10228	2	Lock Washer, 1/2"
	G10102	2	Hex Nut, 1/2"-13
11.	GA0863	1	Hopper Mount, L.H.
12.	GD1114	2	U-Bolt, 7" x 7" x 5/8"-11
	G10177	-	Hex Head Cap Screw, 5/8"-11 x 9 1/2"
	G10230	4	Lock Washer, 5/8"
	G10104	4	Hex Nut, 5/8"-11
13.	G10561	2	Clevis Pin, 1/2" x 3"
	G10451	2	Cotter Pin, 1/8" x 1"
14.	GB0198	1	Auger, R.H.
15.	GB0199	1	Auger, L.H.
16.	GD7848	1	Shaft
17.	G10587	2	Hex Head Cap Screw, 1/4"-20 x 2", Stainless Steel
	G10588	2	Hex Nut, 1/4"-20, Stainless Steel
18.	G10303	8	Carriage Bolt, 5/16"-18 x 1"
	G10201	8	Special Washer, 3/8" x 1 1/2" O.D.
	GD1213	8	Rubber Washer
	G10232	8	Lock Washer, 5/16"
	G10106	8	Hex Nut, 5/16"-18
19.	GD1379	1	Hopper
20.	G10641	2	Grease Fitting, 1/8" NPT
21.	G10171	4	Hex Head Cap Screw, 5/16"-18 x 1 1/4"
	G10201	4	Special Washer, 3/8" x 1 1/2" O.D.
	GD1213	4	Rubber Washer
	G10232	4	Lock Washer, 5/16"
	G10106	4	Hex Nut, 5/16"-18
22.	G10303	8	Carriage Bolt, 5/16"-18 x 1"
	G10219	8	Washer, 5/16" USS
	G10232	8	Lock Washer, 5/16"
	G10106	8	Hex Nut, 5/16"-18
23.	GD1207	1	Baffle
24.	G10670	2	Hair Pin Clip, No. 3
25.	GA0898	1	Lid W/Retainers, Clips, Rivets, Rubber Straps And Hardware
	GD1380	-	Front Clip
	GD2412	-	Rear Retainer
	G10655	-	Rivet, 3/16" x 13/32"
	GD1210	-	Rubber Strap
	G10171	-	Hex Head Cap Screw, 5/16"-18 x 1 1/4"
	G10219	-	Washer, 5/16" USS
	G10232	-	Lock Washer, 5/16"
	G10106	-	Hex Nut, 5/16"-18
26.	G10133	2	Hex Head Cap Screw, 5/16"-18 x 1 1/2"
	G10219	2	Washer, 5/16" USS
	G10232	2	Lock Washer, 5/16"
	G10106	2	Hex Nut, 5/16"-18
A.	GA5666	-	Hopper Sub-Assembly (Items 2,6,18,19, 22 And 24)
B.	GA5667	-	Hopper Hardware Box (Items 1, 3, 4, 14-17, 21, 23 And 26)

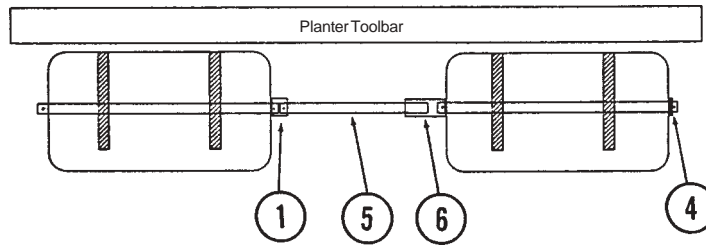
DRY FERTILIZER COUPLERS/SHAFTS

RH101190(PT31/PT32/PT33/PT34/PT35)

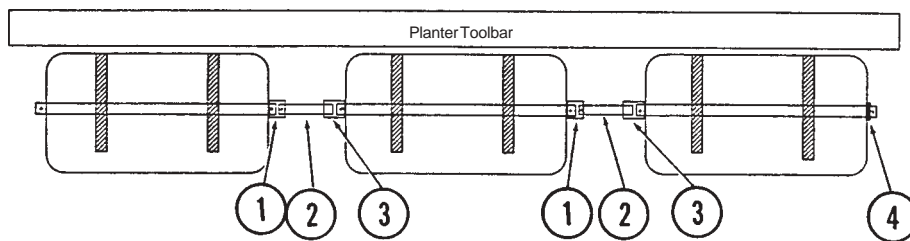
4 Row 30"



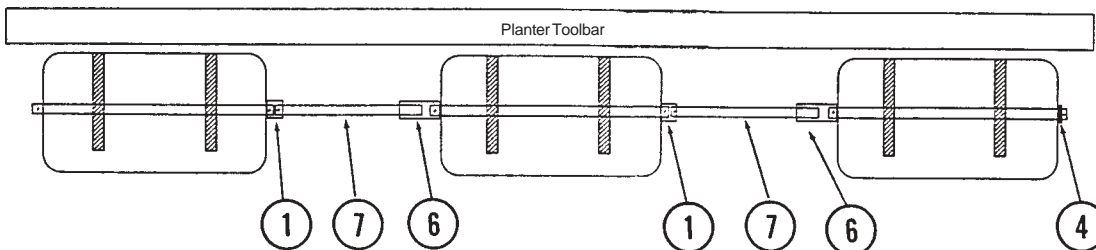
4 Row 36"/38"



6 Row 30"

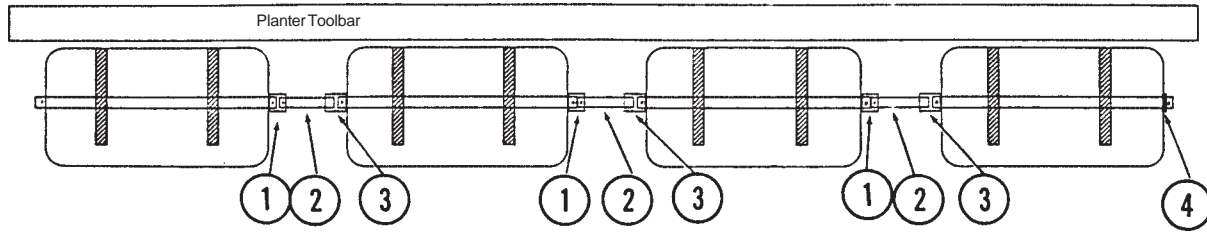


6 Row 36"/38"



DRY FERTILIZER COUPLERS/SHAFTS

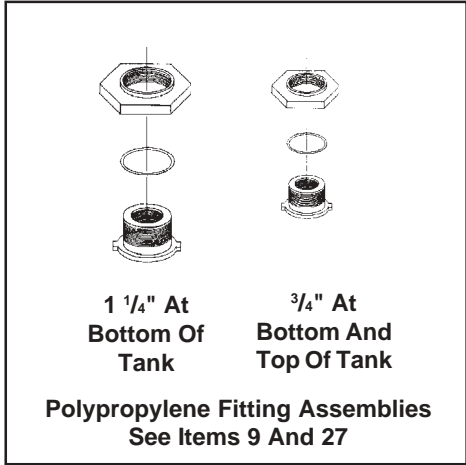
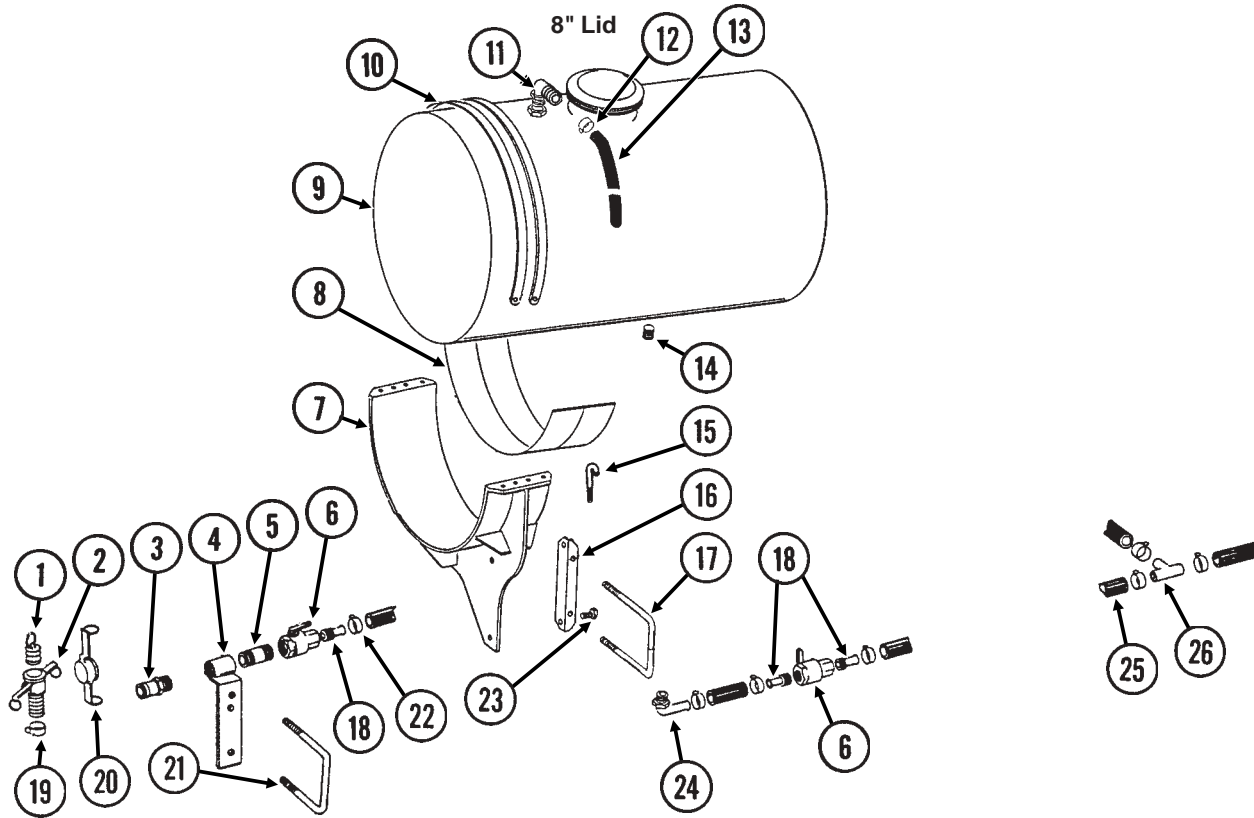
8 Row 30"



ITEM	PART NO.	QTY.	DESCRIPTION
1.	GD5886	-	Coupler, 1 3/4"
2.	GD2548-15.5	-	Hex Shaft, 7/8" x 15 1/2" (1 Hole)
3.	GD7867	-	Coupler, 3"
4.	G10233	2	Machine Bushing, 1", 10 Gauge
5.	GD2548-25.5	-	Hex Shaft, 7/8" x 25 1/2" (1 Hole)
6.	GD7868	-	Coupler, 7"
7.	GD2548-27.5	-	Hex Shaft, 7/8" x 27 1/2" (1 Hole)

LIQUID FERTILIZER TANKS, SADDLES, MOUNTS, HOSES AND FITTINGS

LFC012rev(PT36d/PT51)



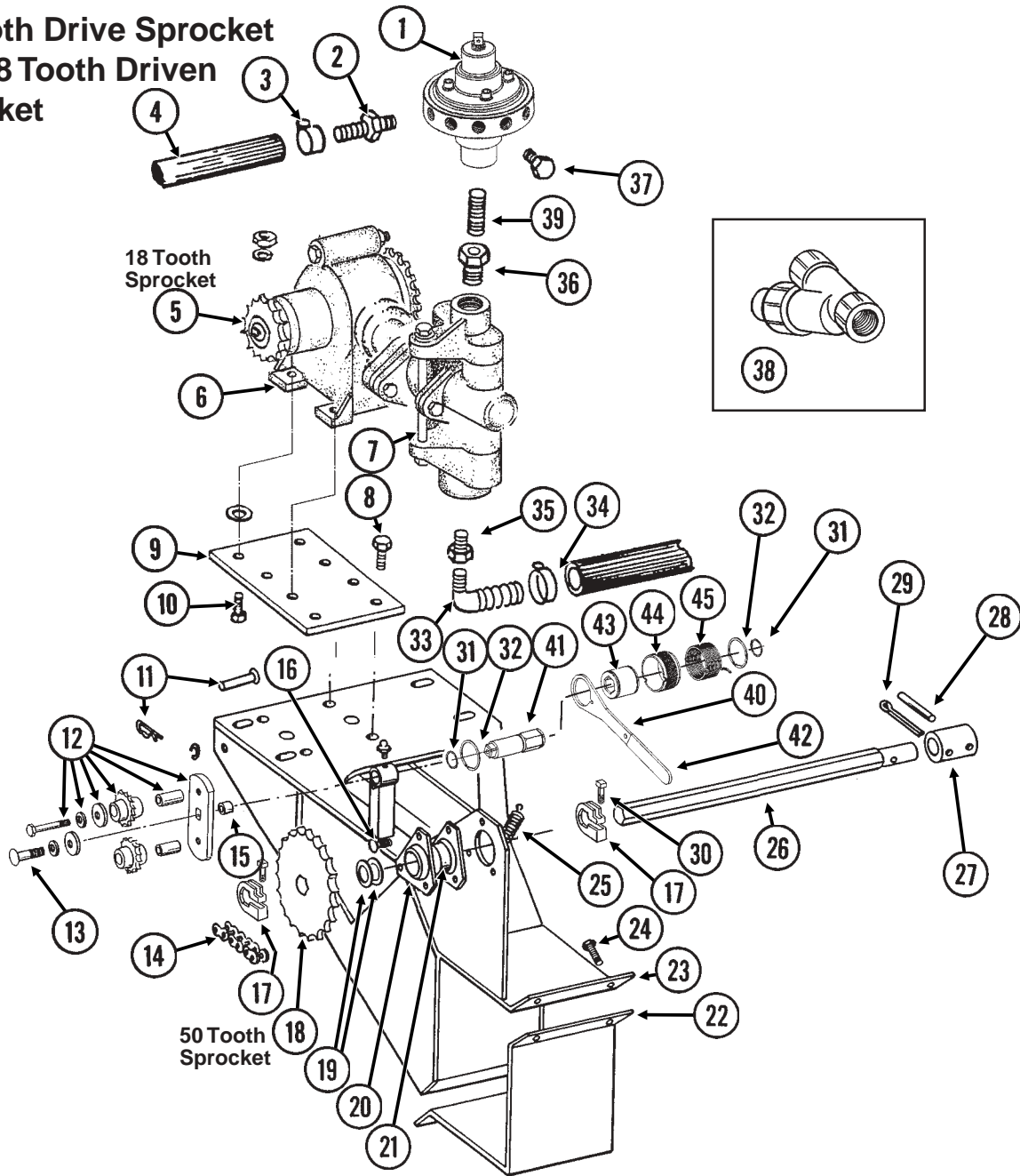
LIQUID FERTILIZER TANKS, SADDLES, MOUNTS, HOSES AND FITTINGS

ITEM	PART NO.	QTY.	DESCRIPTION
1.	GD1517	1	Dust Plug, 1 1/4" Male Cam Lock
2.	GD1516	1	Adapter, 1 1/4" Barb To Female Cam Lock
3.	GD1514	1	Adapter, 1 1/4" Male NPT To Cam Lock
4.	GA5917	1	Quick Fill Mount
5.	G10619	1	Close Nipple, 1 1/4" NPT
6.	GA4976	-	Shutoff Valve, 1 1/4" NPT
	GR1015	-	Body O-Ring
	GR1016	-	Stem O-Ring
	GR1017	-	Teflon Seat
	GR1018	-	Ball
	GR1019	-	Handle
7.	GA7375	-	Tank Mount (2 Per Tank)
8.	GD1862	-	Pad, 8" x 14" (For Two 30" Tanks)
9.	GA9900	-	Tank W/Lid And Fittings, 30" x 110 Gallon, 4 Row
	GA9905	-	Tank W/Lid And Fittings, 30" x 150 Gallon, 6 And 8 Row
	GR1678	-	Lid W/Vent, 8" (Top Of Tank)
	GR0513	-	3/4" Polypropylene Fitting Assembly (Overflow Fitting, Nut, Bushing And O-Ring) (Top And Bottom Of Tank)
	GR1397	-	Overflow Fitting
	GR0508	-	1 1/4" Polypropylene Fitting Assembly (Nut, Bushing And O-Ring) (Bottom Of Tank)
10.	GD1520	-	Band, 30"
11.	G10917	2	Elbow, 90°, 3/4" NPT To Barb
12.	G10278	2	Hose Clamp, No. 16
13.	G4205-11	1	Hose, 3/4" x 72" (1 Per Tank)
14.	G10096	-	Pipe Plug, 3/4" NPT
15.	GD1337	-	J-Bolt, 5/16"-18
	G10109	-	Lock Nut, 5/16"-18
16.	GD10110	-	Mounting Angle (2 Per Tank)
17.	GD1748	-	U-Bolt, 7" x 7" x 3/4"-10
	G10231	-	Lock Washer, 3/4"
	G10105	-	Hex Nut, 3/4"-10
18.	G10626	-	Adapter, 1 1/4" NPT To Barb
19.	G10672	1	Hose Clamp, No. 28
20.	GD1515	1	Dust Cap, 1 1/4" Cam Lock
21.	GD7145	1	U-Bolt, 7" x 7" x 1/2"-13
	GD11721	1	U-Bolt, 5" x 7" x 1/2"-13
	G10228	2	Lock Washer, 1/2"
	G10102	2	Hex Nut, 1/2"-13
22.	G10674	-	Hose Clamp, No. 24
23.	G10007	-	Hex Head Cap Screw, 5/8"-11 x 1 1/2"
	G10230	-	Lock Washer, 5/8"
	G10104	-	Hex Nut, 5/8"-11
24.	G10629	-	Elbow, 90°, 1 1/4" NPT To Barb
25.	G4200-01	1	Hose, 1 1/4" x 22', 4 Row
	G4200-02	-	Hose, 1 1/4" x 27', 6 Row
	G4200-03	-	Hose, 1 1/4" x 32', 8 Row
26.	G10633	-	Tee, 1 1/4" Barb

LIQUID FERTILIZER PISTON PUMP DRIVE

(FRTZ269)

50 Tooth Drive Sprocket And 18 Tooth Driven Sprocket



ITEM	PART NO.	QTY.	DESCRIPTION
1.		-	See "Liquid Fertilizer Piston Pump Flow Divider", Pages P96 And P97
2.	GD11700	-	Adapter, 1/4" NPT To 3/8" Barb
3.	G10681	-	Hose Clamp, No. 6
4.	G4301-01	1	Hose, 3/8" x 30', 4 Row
	G4301-03	-	Hose, 3/8" x 60', 6 Row
	G4301-04	-	Hose, 3/8" x 100', 8 Row
5.		-	See "Liquid Fertilizer Piston Pump W/18 Tooth Sprocket (Crankcase Assembly)", Pages 92 And P93
6.		-	See "Liquid Fertilizer Piston Pump W/18 Tooth Sprocket (Crankcase Assembly)", Pages 92 And P93
7.		-	See "Liquid Fertilizer Piston Pump W/18 Tooth Sprocket (Cylinder Assembly)", Pages 94 And P95
8.	G10004	4	Hex Head Cap Screw, 3/8"-16 x 1 1/4"
	G10229	4	Lock Washer, 3/8"
	G10101	4	Hex Nut, 3/8"-16
9.	GD11180	1	Plate

LIQUID FERTILIZER PISTON PUMP DRIVE

ITEM	PART NO.	QTY.	DESCRIPTION
10.	G10003	4	Hex Head Cap Screw, $\frac{3}{8}$ "-16 x 1 $\frac{1}{2}$ "
	G10210	4	Washer, $\frac{3}{8}$ " USS
	GR1122	4	Mounting Pad
	G10229	4	Lock Washer, $\frac{3}{8}$ "
	G10101	4	Hex Nut, $\frac{3}{8}$ "-16
11.	G10478	1	Clevis Pin, $\frac{5}{16}$ " x 1"
	G10409	1	Retaining Ring, $\frac{5}{16}$ "
	G10670	1	Hair Pin Clip, No. 3
12.	GA7336	1	Idler W/Bolt-On Sprockets
	GD7426	-	Sprocket, 12 Tooth
	GD1026	-	Sleeve, 1 $\frac{3}{16}$ " Long
	G10210	-	Washer, $\frac{3}{8}$ " USS
	G10229	-	Lock Washer, $\frac{3}{8}$ "
	G10047	-	Hex Head Cap Screw, $\frac{3}{8}$ "-16 x 1 $\frac{3}{4}$ "
13.	G11100	1	Hex Socket Button Head Screw, $\frac{1}{4}$ "-20 x $\frac{1}{2}$ ", Grade 8
	G10227	1	Lock Washer, $\frac{1}{4}$ "
	G10209	1	Washer, $\frac{1}{4}$ " USS
14.	G3310-126	1	Chain, No. 40, 126 Pitch Including Connector Link
	GR0912	-	Connector Link, No. 40
15.	GD2734-08	1	Sleeve, 1 $\frac{1}{4}$ " O.D. x $\frac{5}{8}$ " Long
16.	G10303	3	Carriage Bolt, $\frac{5}{16}$ "-18 x 1"
	G10232	3	Lock Washer, $\frac{5}{16}$ "
	G10106	3	Hex Nut, $\frac{5}{16}$ "-18
17.	GD11045	2	Lock Clamp
	G10130	-	Square Head Machine Bolt, $\frac{5}{16}$ "-18 x 1 $\frac{3}{4}$ "
	G10923	-	Flange Nut, $\frac{5}{16}$ "-18, No Serration
18.	GA5194	1	Sprocket, 50 Tooth
19.	G10233	2	Machine Bushing, 1", 10 Gauge
20.	G3400-01	2	Flangette
21.	G2100-03	1	Bearing, $\frac{7}{8}$ " Hex Bore, Spherical
22.	GD15685	1	Clamp
23.	GA6501	1	Drive Plate W/Grease Fitting
	G10641	-	Grease Fitting, $\frac{1}{8}$ " NPT
	G10640	-	Grease Fitting, $\frac{1}{4}$ "-28
24.	G10017	4	Hex Head Cap Screw, $\frac{1}{2}$ "-13 x 1 $\frac{1}{2}$ "
	G10228	4	Lock Washer, $\frac{1}{2}$ "
	G10102	4	Hex Nut, $\frac{1}{2}$ "-13
25.	GD5857	1	Spring
26.	GD5990	1	Shaft, 74"
27.	GD3839	1	Coupler, 2"
28.	G10602	1	Spring Pin, $\frac{1}{4}$ " x 1 $\frac{1}{2}$ "
29.	G10460	1	Cotter Pin, $\frac{1}{4}$ " x 2"
30.	G10130	-	Square Head Machine Bolt, $\frac{5}{16}$ "-18 x 1 $\frac{3}{4}$ "
	G10923	-	Flange Nut, $\frac{5}{16}$ "-18, No Serration
31.	G11075	2	Internal Inverted Snap Ring, $\frac{7}{8}$ "
32.	G10496	2	External Inverted Snap Ring, 1 $\frac{1}{2}$ "
33.	G10629	1	Elbow, 90°, 1 $\frac{1}{4}$ " NPT To Barb
34.		-	See "Liquid Fertilizer Tanks, Saddles, Mounts, Hoses And Fittings", Pages P88 And P89
35.	G10615	1	Reducing Bushing, 1 $\frac{1}{2}$ " Male NPT To 1 $\frac{1}{4}$ " Female
36.	G10995	1	Reducing Bushing, 1" Male NPT To $\frac{3}{4}$ " Female, Stainless Steel
37.	G10292	-	Pipe Plug, $\frac{1}{4}$ " NPT
38.	GA3893	1	Strainer Complete
	GR0880	-	Screen, No. 40 Mesh
	GR0881	-	Gasket
	GR0882	-	Y-Body
	GR0883	-	End Cap
39.	G10994	1	Close Nipple, $\frac{3}{4}$ " NPT, Stainless Steel
40.	GD14431	1	Handle
41.	GD14427	1	Tightener Shaft, 4 $\frac{7}{8}$ "
42.	G11078	1	Vinyl Cap
43.	GD14432	1	Sleeve, 1 $\frac{1}{4}$ "
44.	GD14430	1	Release Collar, Gold, R.H.
45.	GD14413	1	Torsion Spring, L.H.
A.	G1K269	-	Lock Clamp Kit (Items 17 And 30)
B.	G1K378	-	Wrap Spring Wrench Replacement Kit, Gold Collar, R.H., (Items 13, 15, 31, 32 And 41-46)

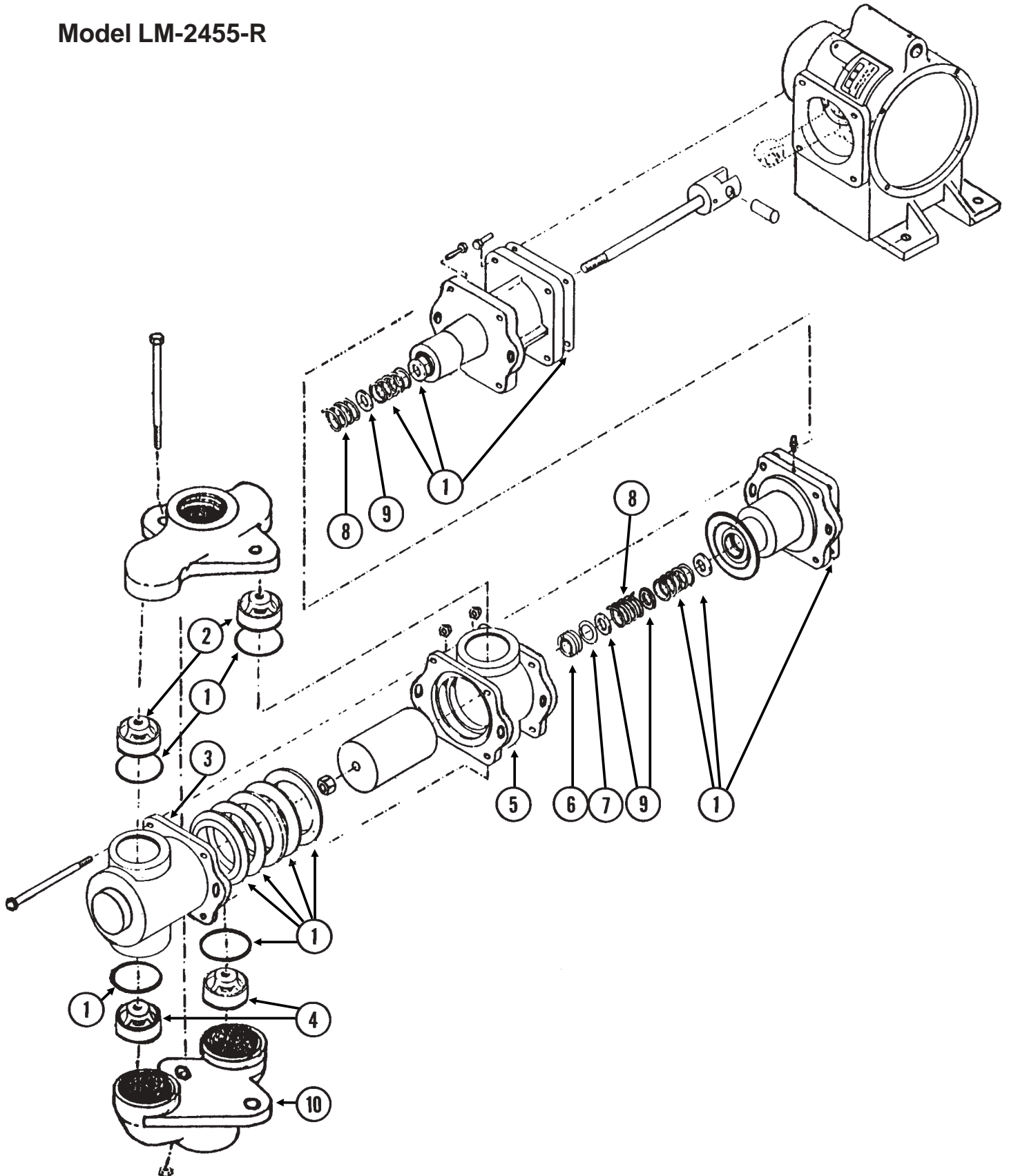
LIQUID FERTILIZER PISTON PUMP (Crankcase Assembly) Uses 18 Tooth Sprocket

ITEM	PART NO.	QTY.	DESCRIPTION
1.	GR1389	1	Sprocket, 18 Tooth
2.	G10688	2	Square Head Set Screw, $\frac{3}{8}$ "-16 x $\frac{5}{8}$ "
3.	GR1425	1	Repair Kit, Also Includes Item 1 On Pages P94 And P95
4.	GR1427	2	Bearing
5.	GR1420	1	Woodruff Key, $\frac{3}{8}$ "-16 x 1 $\frac{3}{4}$ "
6.	GR1167	1	Square Head Bolt, $\frac{3}{8}$ "-16 x 1 $\frac{3}{4}$ "
7.	G10043	4	Hex Head Cap Screw, $\frac{5}{16}$ "-18 x $\frac{3}{4}$ "
8.	GR1168	1	Scale
9.	G10108	1	Lock Nut, $\frac{3}{8}$ "-16
10.	G10693	3	Hex Socket Head Set Screw, $\frac{5}{16}$ "-18 x $\frac{3}{8}$ "
11.	GR1165	1	Arm
12.	GR1114	1	Flange
13.	GR1116	1	Bearing
14.	GR1421	1	Crankshaft
15.	GR1118	2	Setting Arm Key
16.		-	See "Liquid Fertilizer Piston Pump Drive", Pages P90 And P91
17.	GR1424	1	Adjustment Wrench
A.	GA8069	-	Piston Pump Complete W/18 Tooth Sprocket (LM-2455-R), Includes Crankcase Assembly On This Page And Cylinder Assembly On Pages P94 And P95

LIQUID FERTILIZER PISTON PUMP (Cylinder Assembly) Uses 18 Tooth Sprocket

JB-L2190-991(FRTZ171)

Model LM-2455-R



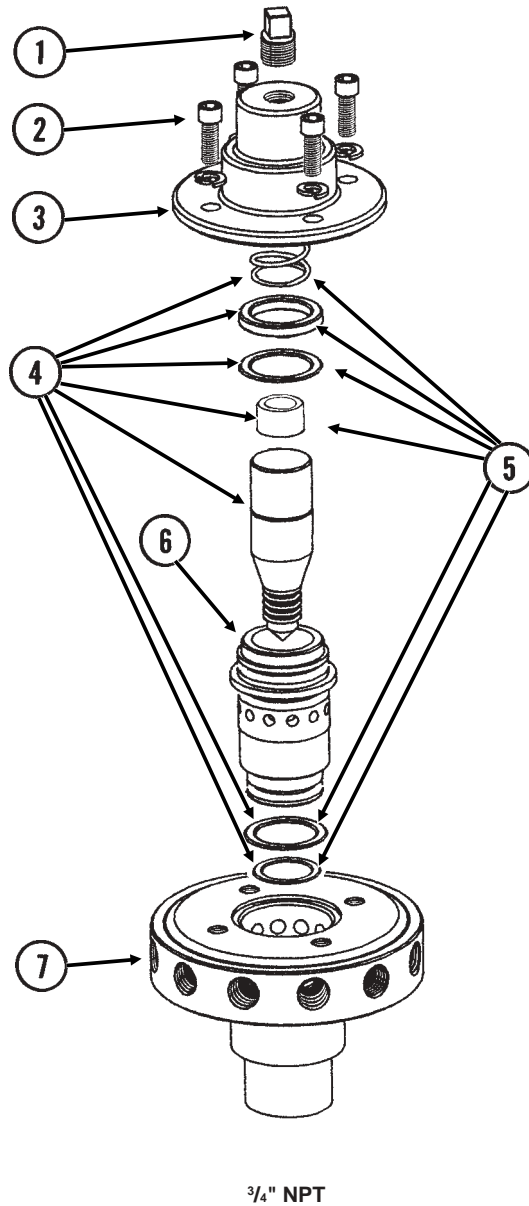
LIQUID FERTILIZER PISTON PUMP (Cylinder Assembly) Uses 18 Tooth Sprocket

ITEM	PART NO.	QTY.	DESCRIPTION
1.	GR1425	1	Repair Kit, Includes Item 3 On Pages P92 And P93
2.	GR1144	2	Discharge Valve
3.	GR1423	1	Outboard Cylinder
4.	GR1142	2	Suction Valve
5.	GR1422	1	Inboard Cylinder
6.	GR1134	1	Stuffing Box Insert
7.	GR1133	1	Retaining Ring
8.	GR1130	2	Packing Spring
9.	GR1129	3	Washer
10.	GR1451	1	Suction Manifold

LIQUID FERTILIZER PISTON PUMP FLOW DIVIDER

(FRTZ159/PT40a/FRTZ202c)

Model FD-1200 Flow Divider, 12 Outlet

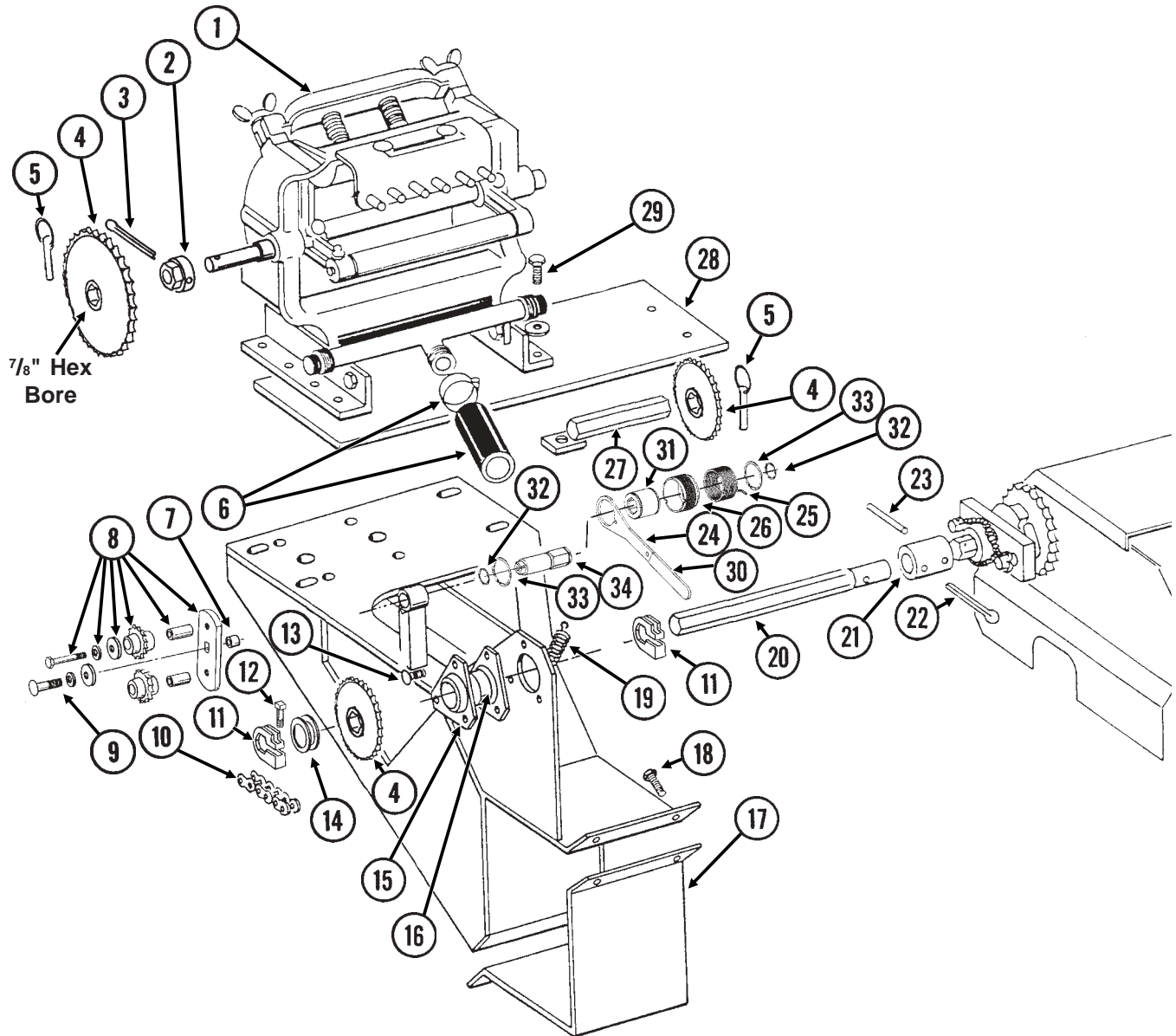


LIQUID FERTILIZER PISTON PUMP FLOW DIVIDER

ITEM	PART NO.	QTY.	DESCRIPTION
1.	GR1543	1	Plug
2.	GR1542	4	Hex Socket Head Screw, 1/4"-20 x 3/4", Stainless Steel
	GR1541	4	Lock Washer, 1/4", Stainless Steel
3.	GR1540	1	Cap
4.	GR1544	1	Needle Assembly W/Seal Kit (Item 22)
5.	GR1545	1	Seal Kit, Includes: (3) O-Rings, (1) Seal, (1) Spring, (1) Stainless Steel Sleeve
6.	GR1535	1	Sleeve
7.	GR1533	1	Body
A.	GA8931	1	Liquid Fertilizer Piston Pump Flow Divider Complete, 12 Outlet (ModelFD-1200)

LIQUID FERTILIZER SQUEEZE PUMP MOUNTING BRACKET AND DRIVE

(FRTZ270)



ITEM	PART NO.	QTY.	DESCRIPTION
1.		-	See "Liquid Fertilizer Squeeze Pump", Pages P100-P102
2.	GD7127	1	Shear Coupler
3.	G10462	1	Cotter Pin, $\frac{3}{16}$ " x 2"
4.	GA5105	1	Sprocket, 15 Tooth
	GA5107	1	Sprocket, 19 Tooth
	GA6513	1	Sprocket, 32 Tooth
	GA5202	1	Sprocket, 34 Tooth
	GA6514	1	Sprocket, 46 Tooth
	GA6515	-	Sprocket, 62 Tooth (Optional)
5.	GD2558	2	Lynch Pin, $\frac{1}{4}$ "
6.		-	See "Liquid Fertilizer Tanks, Saddles, Mounts, Hoses And Fittings", Pages P88 And P89

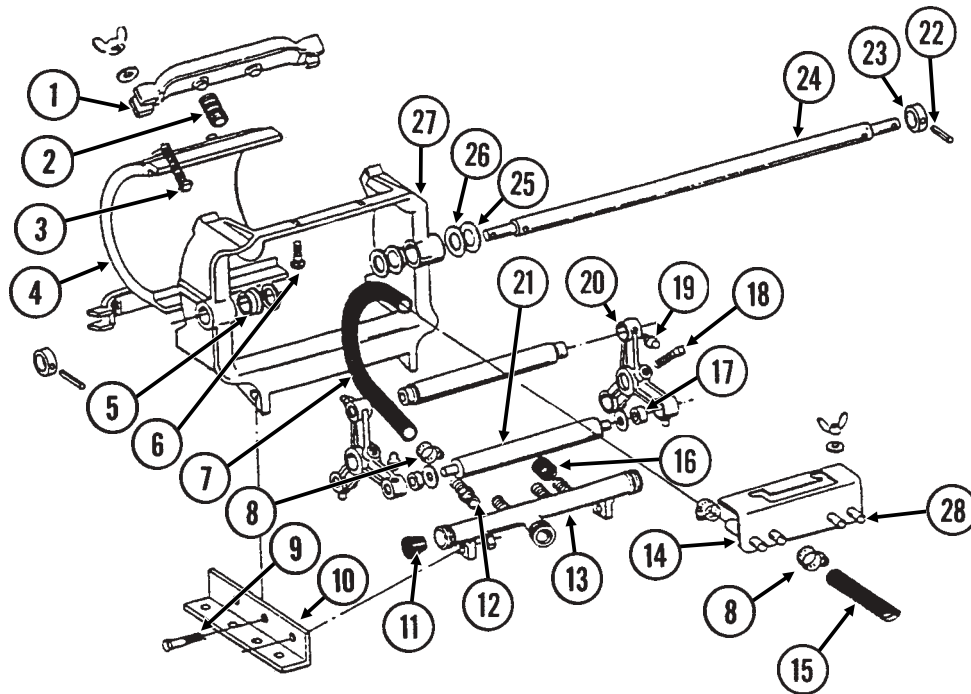
LIQUID FERTILIZER SQUEEZE PUMP MOUNTING BRACKET AND DRIVE

ITEM	PART NO.	QTY.	DESCRIPTION
7.	GD2734-08	1	Sleeve, 1 1/4" O.D. x 5/8" Long
8.	GA7336	1	Idler W/Bolt-On Sprockets
	GD7426	-	Sprocket, 12 Tooth
	GD1026	-	Sleeve, 1 3/16" Long
	G10210	-	Washer, 3/8" USS
	G10229	-	Lock Washer, 3/8"
	G10047	-	Hex Head Cap Screw, 3/8"-16 x 1 3/4"
9.	G11100	1	Hex Socket Button Head Screw, 1/4"-20 x 1 1/2", Grade 8
	G10227	1	Lock Washer, 1/4"
	G10209	1	Washer, 1/4" USS
10.	G3310-140	1	Chain, No. 40, 140 Pitch Including Connector Link
	GR0912	-	Connector Link, No. 40
11.	GD11045	2	Lock Clamp
12.	G10130	2	Square Head Machine Bolt, 5/16"-18 x 1 3/4"
	G10923	2	Flange Nut, 5/16"-18, No Serration
13.	G10303	3	Carriage Bolt, 5/16"-18 x 1"
	G10232	3	Lock Washer, 5/16"
	G10106	3	Hex Nut, 5/16"-18
14.	G10233	-	Machine Bushing, 1", 10 Gauge
15.	G3400-01	2	Flangette
16.	G2100-03	1	Bearing, 7/8" Hex Bore, Spherical
17.	GD15685	1	Clamp
18.	G10017	4	Hex Head Cap Screw, 1/2"-13 x 1 1/2"
	G10228	4	Lock Washer, 1/2"
	G10102	4	Hex Nut, 1/2"-13
19.	GD5857	1	Spring
20.	GD5988	-	Shaft, 36", 4 Row 30"/36"/38" And 6 Row 30"/36"/38"
	GD5990	-	Shaft, 74", 8 Row 30"
21.	GD3839	1	Coupler, 2"
22.	G10460	1	Cotter Pin, 1/4" x 2"
23.	G10602	1	Spring Pin, 1/4" x 1 1/2"
24.	GD14431	1	Handle
25.	GD14413	1	Torsion Spring, L.H.
26.	GD14430	1	Release Collar, Gold, R.H.
27.	GA5229	1	Sprocket Storage Rod
28.	GD6165	-	Plate, 8 Row 30" Only
29.	G10004	4	Hex Head Cap Screw, 3/8"-16 x 1 1/4"
	G10210	4	Washer, 3/8" USS
	G10229	4	Lock Washer, 3/8"
	G10101	4	Hex Nut, 3/8"-16
30.	G11078	1	Vinyl Cap
31.	GD14432	1	Sleeve, 1 1/4"
32.	G11075	2	Internal Inverted Snap Ring, 7/8"
33.	G10496	2	External Inverted Snap Ring, 1 1/2"
34.	GD14427	1	Tightener Shaft, 4 7/8"
A.	G1K269	-	Lock Clamp Kit (Items 11 And 12)
B.	G1K378	-	Wrap Spring Wrench Replacement Kit, Gold Collar, R.H., (Items 7, 9, 24-26 And 32-36)

LIQUID FERTILIZER SQUEEZE PUMP

4 ROW

LFC011(PT46a)

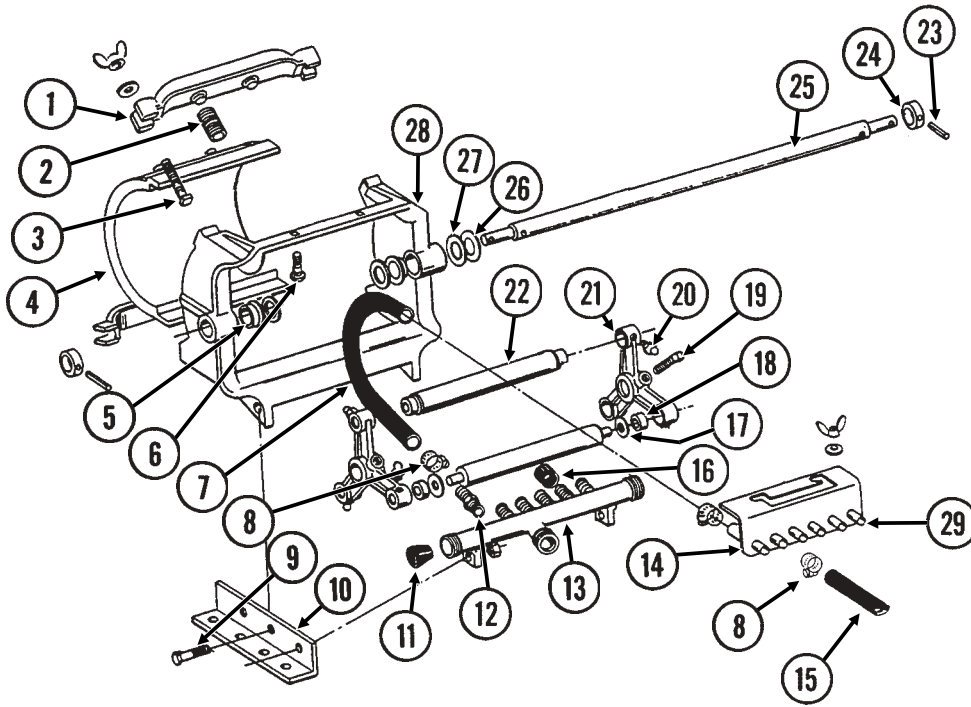


ITEM	PART NO.	QTY.	DESCRIPTION
1.	GR0216	2	Spring Anchor Bar
2.	GR0214	4	Spring
3.	G10130	4	Square Head Machine Bolt, $\frac{5}{16}$ "-18 x 1 $\frac{3}{4}$ "
	G10219	4	Washer, $\frac{5}{16}$ " USS
	G10144	4	Wing Nut, $\frac{5}{16}$ "-18
4.	GR0212	1	Plate
5.	GR0207	2	Nylon Bushing
6.	G10303	2	Carriage Bolt, $\frac{5}{16}$ "-18 x 1"
	G10219	2	Washer, $\frac{5}{16}$ " USS
	G10144	2	Wing Nut, $\frac{5}{16}$ "-18
7.	GR0215	4	Metering Hose, $\frac{1}{2}$ " x 13"
8.	G10681	-	Hose Clamp, No. 6
9.	G10004	4	Hex Head Cap Screw, $\frac{3}{8}$ "-16 x 1 $\frac{1}{4}$ "
	G10101	4	Hex Nut, $\frac{3}{8}$ "-16
10.	GR0213	2	Angle
11.	GR0217	2	Manifold Plug
12.	GR0232	4	Adapter
13.	GR0228	1	Intake Manifold
14.	GR1484	1	Discharge Manifold Less Hose Barbs
15.	G4301-01	1	Hose, $\frac{3}{8}$ " x 30'
16.	GR0211	2	Rubber Cap
17.	GR0227	6	Nylon Washer
18.	G10131	2	Square Head Set Screw, $\frac{5}{16}$ "-18 x $\frac{3}{4}$ "
19.	G10640	2	Grease Fitting, $\frac{1}{4}$ "-28
20.	GR0223	2	Roller Arm
21.	GR0209	3	Roller
22.	G10718	2	Spring Pin, $\frac{5}{16}$ " x 1 $\frac{1}{8}$ "
23.	GD9109	2	Sleeve
24.	GD9107	1	Shaft
25.	GR0226	2	Shim, $\frac{3}{64}$ "
26.	GR0225	2	Shim, $\frac{1}{32}$ "
27.	GR0208	1	Frame
28.	GR1577	4	Nylon Hose Barb, $\frac{1}{2}$ " x $\frac{3}{8}$ " (If Applicable)
A.	GA8690	-	Squeeze Pump Complete, 4 Row (Items 1-14, 16-21 And 24-28)

LIQUID FERTILIZER SQUEEZE PUMP

6 ROW

LFC011/LFC011(PT47a)

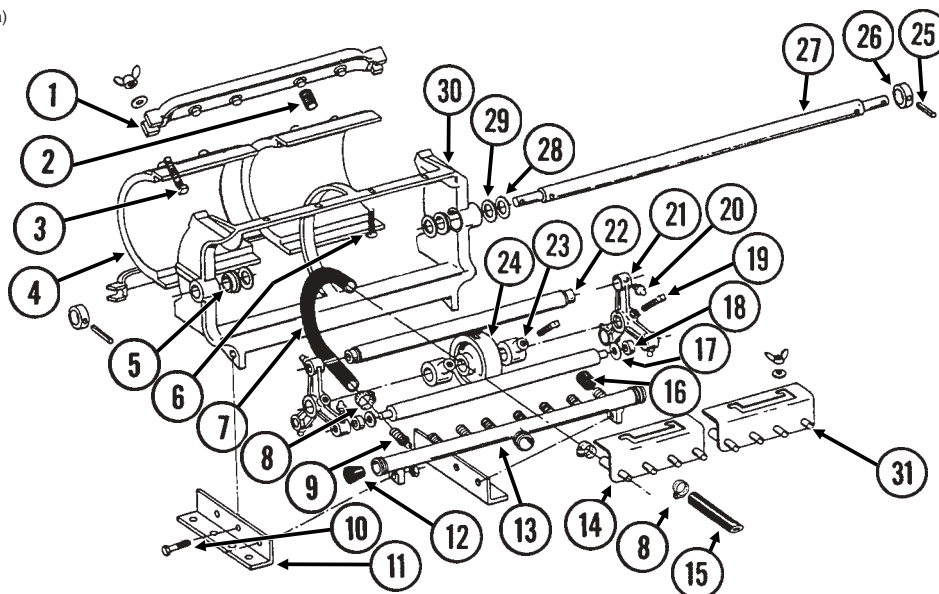


ITEM	PART NO.	QTY.	DESCRIPTION
1.	GR0216	2	Spring Anchor Bar
2.	GR0214	4	Spring
3.	G10130	4	Square Head Machine Bolt, $\frac{5}{16}$ "-18 x $1 \frac{3}{4}$ "
	G10219	4	Washer, $\frac{5}{16}$ " USS
	G10144	4	Wing Nut, $\frac{5}{16}$ "-18
4.	GR0212	1	Plate
5.	GR0207	2	Nylon Bushing
6.	G10303	2	Carriage Bolt, $\frac{5}{16}$ "-18 x 1"
	G10219	2	Washer, $\frac{5}{16}$ " USS
	G10144	2	Wing Nut, $\frac{5}{16}$ "-18
7.	GR0215	6	Metering Hose, $\frac{1}{2}$ " x 13"
8.	G10681	-	Hose Clamp, No. 6
9.	G10004	4	Hex Head Cap Screw, $\frac{3}{8}$ "-16 x $1 \frac{1}{4}$ "
	G10101	4	Hex Nut, $\frac{3}{8}$ "-16
10.	GR0213	2	Angle
11.	GR0217	2	Manifold Plug
12.	GR0232	6	Adapter
13.	GR0228	1	Intake Manifold
14.	GR1484	1	Discharge Manifold Less Hose Barbs
15.	G4301-03	1	Hose, $\frac{3}{8}$ " x 60'
16.	GR0211	-	Rubber Cap
17.	GR0229	6	Nylon Washer
18.	GR1626	6	Bushing
19.	G10131	2	Square Head Set Screw, $\frac{5}{16}$ "-18 x $\frac{3}{4}$ "
20.	G10640	8	Grease Fitting, $\frac{1}{4}$ "-28
21.	GR0231	2	Roller Arm
22.	GR0233	3	Roller
23.	G10718	2	Spring Pin, $\frac{5}{16}$ " x $1 \frac{1}{8}$ "
24.	GD9109	2	Sleeve
25.	GD9107	1	Shaft
26.	GR0226	2	Shim, $\frac{3}{64}$ "
27.	GR0225	2	Shim, $\frac{1}{32}$ "
28.	GR0208	1	Frame
29.	GR1577	6	Nylon Hose Barb, $\frac{1}{2}$ " x $\frac{3}{8}$ " (If Applicable)
A.	GA8691	-	Squeeze Pump Complete, 6 Row (Items 1-13, 15-22 And 25-29)

LIQUID FERTILIZER SQUEEZE PUMP

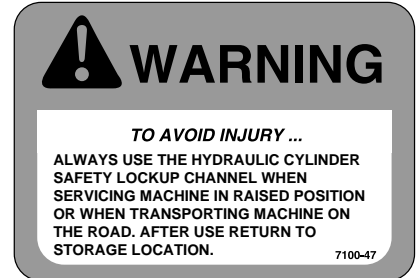
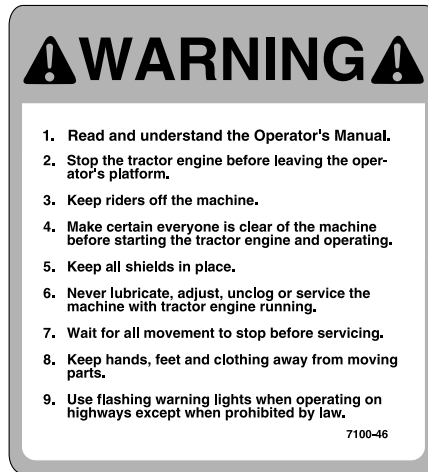
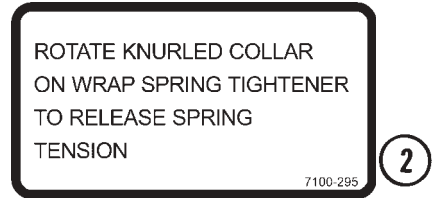
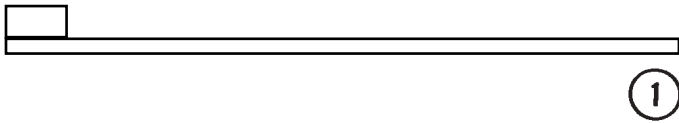
8 ROW

LFC010(PT48a)



ITEM	PART NO.	QTY.	DESCRIPTION
1.	GR0221	2	Spring Anchor Bar
2.	GR0214	8	Spring
3.	G10130	4	Square Head Machine Bolt, $\frac{5}{16}$ "-18 x 1 $\frac{3}{4}$ "
	G10219	4	Washer, $\frac{5}{16}$ " USS
	G10144	4	Wing Nut, $\frac{5}{16}$ "-18
4.	GR0212	2	Plate
5.	GR0207	2	Nylon Bushing
6.	G10303	4	Carriage Bolt, $\frac{5}{16}$ "-18 x 1"
	G10219	4	Washer, $\frac{5}{16}$ " USS
	G10144	4	Wing Nut, $\frac{5}{16}$ "-18
7.	GR0215	8	Metering Hose, $\frac{1}{2}$ " x 13"
8.	G10681	-	Hose Clamp, No. 6
9.	GR0232	8	Adapter
10.	G10004	4	Hex Head Cap Screw, $\frac{3}{8}$ "-16 x 1 $\frac{1}{4}$ "
	G10101	4	Hex Nut, $\frac{3}{8}$ "-16
11.	GR0279	1	Angle, L.H.
	GR0280	1	Angle, R.H.
12.	GR0217	2	Manifold Plug
13.	GR0284	1	Intake Manifold
14.	GR1485	2	Discharge Manifold Less Hose Barbs
15.	G4301-04	1	Hose, $\frac{3}{8}$ " x 100'
16.	GR0211	-	Rubber Cap
17.	GR0229	6	Nylon Washer
18.	GR1626	6	Bushing
19.	G10131	2	Square Head Set Screw, $\frac{5}{16}$ "-18 x $\frac{3}{4}$ "
20.	G10640	8	Grease Fitting, $\frac{1}{4}$ "-28
21.	GR0231	2	Roller Arm
22.	GR0283	3	Roller
23.	GR0282	2	Set Collar
24.	GR0281	1	Back Up Roller
25.	G10718	2	Spring Pin, $\frac{5}{16}$ " x 1 $\frac{1}{8}$ "
26.	GD9109	2	Sleeve
27.	GD9108	1	Shaft
28.	GR0226	4	Shim, $\frac{3}{64}$ "
29.	GR0225	4	Shim, $\frac{1}{32}$ "
30.	GR0222	1	Frame
31.	GR1577	8	Nylon Hose Barb, $\frac{1}{2}$ " x $\frac{3}{8}$ " (If Applicable)
A.	GA8692	-	Squeeze Pump Complete, 8 Row (Items 1-14, 16-24 And 27-31)

DECALS, PAINT AND MISCELLANEOUS

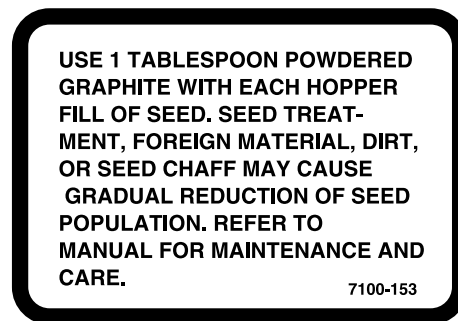
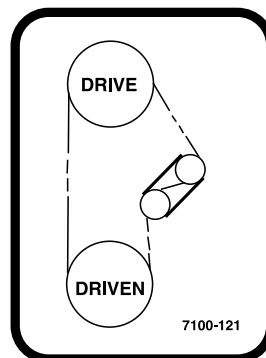
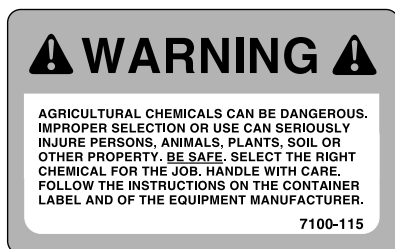


KINZE 6

Double Frame 8



3000 9



DECALS, PAINT AND MISCELLANEOUS



15




16



17



18



19



20

NOTE

It is the responsibility of the user to read and understand the Operator's Manual in regards to safety, operation, lubrication and maintenance before operation of this equipment.

AN OPERATOR & PARTS MANUAL IS AVAILABLE FOR THIS MACHINE.

To obtain a manual, furnish model number and serial number and contact your KINZE Dealer or KINZE Manufacturing, Inc., P.O. Box 806 Williamsburg, IA 52361-0806 USA

21



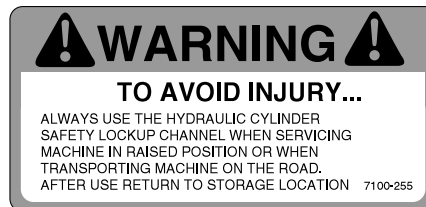
22



23



24



26



25

KINZE 3000

27



28



29



30

DECALS, PAINT AND MISCELLANEOUS

ITEM	PART NO.	QTY.	DESCRIPTION
1.	GD1162	-	Tie Strap, 28"
	GD1512	-	Tie Strap, 7 1/2"
	GD2117	-	Tie Strap, 14 1/2"
	GD2984	-	Tie Strap, 34"
2.	G7100-295	-	Decal, Spring Tension Release
3.	G7100-42	4	Decal, Warning
4.	G7100-46	1	Decal, Warning
5.	G7100-47	2-4	Decal, Warning
6.	G7100-104	1	Decal, KINZE®, 3" x 12"
7.	G7100-302	1	Decal, Warning
8.	G7100-60	1	Decal, Double Frame®
9.	G7100-238	1	Decal, 3000
10.	G7100-89	2-4	Decal, Danger
11.	G7100-90	1	Decal, Warning
12.	G7100-115	-	Decal, Warning (1 Per Granular Chemical Hopper)
13.	G7100-121	1	Decal, Transmission
14.	G7100-153	-	Decal, Information (1 Per Brush-Type Seed Meter)
15.	G7100-247	-	Decal, Logo, 4 3/8" x 4 1/2" (2 Per Row Unit)
	G7100-252	-	Decal, Logo, 3 1/2" x 3 5/8" (Hopper Panel Extension)
16.	G7100-249	-	Decal, Caution
17.	G7100-116	-	Decal, Grease Daily
18.	G7100-111	-	Decal, Oil Daily
19.	G7100-208	2	Decal, Interplant®
20.	G7100-234	-	Decal, Bolt Torque
21.	G7100-217	1	Decal, Note
22.	GR0155	-	Blue Paint, Aerosol Can
	GR0155MPP	-	Blue Paint, Twelve Aerosol Cans
23.	GR0146	-	Powdered Graphite, 1 Pound Container
	GR0146MPP	-	Powdered Graphite, Twenty-Four 1 Pound Containers
24.	GR1570MPP	-	Talc Lubricant, Four 8 Pound Containers
25.	G7100-253	-	Decal, Warning
26.	G7100-255	-	Decal, Warning
27.	G7100-292	-	Decal, KINZE® 3000
28.	G7100-258	-	Reflective Decal, Red, 1 1/2" x 9", Rectangular (If Applicable)
	G7100-259	-	Reflective Decal, Amber, 1 1/2" x 9", Rectangular (If Applicable)
	G7100-260	-	Reflective Decal, Orange, 1 1/2" x 9", Rectangular (If Applicable)
29.	G7100-261	-	Reflective Decal, Red, 1 3/4" x 9", Die-Cut (If Applicable)
	G7100-262	-	Reflective Decal, Amber, 1 3/4" x 9", Die-Cut (If Applicable)
	G7100-263	-	Reflective Decal, Orange, 1 3/4" x 9", Die-Cut (If Applicable)
30.	GM0188	-	Operator & Parts Manual, Model 3000 (Mechanical Seed Metering System)

NUMERICAL INDEX

Part No.	Page	Part No.	Page	Part No.	Page
A1000	P59, P61	A8019	P35	G10100	P75
A1013	P61	A8020	P35	G10101	P4, P10, P11, P19, P33, P39, P53, P55, P64, P67, P69, P71, P75, P90, P91, P99, P100, P101, P102
A1018	P57, P59, P61	A8775	P52	G10102	P9, P27, P31, P34, P37, P42, P45, P47, P49, P63, P67, P71, P73, P77, P81, 83, P85, P89, P91, P99
A1019	P59, P61	A8827	P51	G10103	P19, P38, P39, P65
A1020	P57, P61	A8923	P53	G10104	P4, P11, P33, P35, P37, P75, 81, P85, P89
A1021	P57, P61	A9442	P52	G10105	P37, P74, P89
A1039	P61	G10001	P9, P10, P39, P43, P55, P64, P67, P69, P74	G10106	P9, P25, P38, P39, P42, P85, P91, P99
A1044	P61	G10002	P17, P77	G10107	P9, P10, P21, P25, P31, P35, P39, P42, P71, P77, P79
A1054	P61	G10003	P3, P19, P91	G10108	P3, P12, P17, P33, P35, P38, P69, P74, P75, P77, P79, P93
A1055	P61	G10004	P4, P33, P75, P90, P99, P100, P101, P102	G10109	P7, P9, P10, P23, P27, P29, P31, P45, P47, P71, P79, P89
A1076	P57, P59, P61	G10005	P31	G10110	P19, P63
A1079	P61	G10006	P9, P27	G10111	P10, P21, P23, P25, P27, P31, P35, P37, P43, P69, P71, P75, P77, P79, P83
A1086	P59	G10007	P4, P5, P11, P31, P35, P74, P89	G10112	P31, P35
A1090	P61	G10008	P37, P45	G10128	P42
A1102	P57	G10009	P37	G10130	P40, P41, P67, P91, P99, 100, P101, P102
A1105	P59	G10010	P7, P29, P31, P73, P80	G10131	P40, P41, P100, P101, P102
A1138	P57, P59	G10011	P31, P77	G10133	P10, P27, P29, P31, P45, P47, P71, P79, P85
A1150	P57	G10013	P10	G10139	P37
A1153	P57	G10014	P7, P31	G10144	P100, P101, P102
A1168	P59	G10015	P9	G10152	P9
A1170	P57	G10016	P75, P83	G10157	P34, P35
A1171	P57	G10017	P23, P25, P35, P43, P77, P91, P99	G10159	P37
A1173	P57, P59	G10018	P7, P9	G10168	P49, P67
A1177	P57, P59	G10019	P71	G10169	P34
A1179	P57, P59	G10020	P14	G10171	P9, P85
A1182	P57, P59	G10021	P14	G10177	P85
A3113	P57	G10022	P14, P65	G10187	P45
A3114	P61	G10023	P17, P38, P63	G10201	P3, P17, P33, P85
A3115	P59	G10025	P37	G10203	P38, P43, P55, P79
A3119	P59	G10026	P37	G10204	P5, P7, P71, P80
A3128	P61	G10033	P27, P42, P83	G10205	P31, P73, P74, P75
A3132	P61	G10033	P42, P83		
A3135	P57, P59, P61	G10035	P81		
A3136	P57	G10036	P21		
A3137	P61	G10037	P42, P85		
A3142	P57, P59, P61	G10039	P23, P25, P31, P63, P75		
A3143	P61	G10043	P93		
A3147	P57, P59, P61	G10045	P27, P71		
A3150	P59, P61	G10046	P31, P71, P77		
A3175	P59	G10047	P35, P43, P77, P83, P91, P99		
A3208	P59, P61	G10048	P35		
A3209	P61	G10049	P75		
A3211	P57	G10053	P42, P83		
G6400-06	P55	G10055	P39		
A10759	P17	G10061	P12, P35		
A4295	P50	G10064	P10, P39, P63		
A7370	P39	G10096	P89		
A7538	P50				
A8011	P35				
A8012	P35				
A8013	P35				
A8014	P35				
A8015	P35				
A8016	P35				
A8017	P35				
A8018	P35				

NUMERICAL INDEX

Part No.	Page	Part No.	Page	Part No.	Page
G10206	P29, P35, P69, P77, P85	G10305	P20, P71	G10535	P67
G10207	P3	G10306	P19, P38, P77, P79	G10536	P23, P25
G10209	P18, P19, P39, P43, P63, P91, P99	G10307	P33	G10542	P71
G10210	P3, P9, P10, P11, P12, P17, P33, P35, P38, P43, P69, P71, P75, P77, P83, P91, P99	G10308	P10, P20	G10544	P49
G10211	P65	G10309	P12	G10546	P12, P18
G10213	P5, P29, P31, P71	G10310	P19	G10551	P3
G10215	P57, P59, P61	G10312	P3, P17	G10560	P73
G10216	P7, P23, P25, P33, P34, P35, P37, P73, P75, P77	G10315	P9, P10, P19	G10561	P85
G10219	P9, P23, P38, P77, P85, P100, P101, P102	G10318	P25	G10567	P12, P17, P18
G10219	P23, P38, P77, P85, P100, P101, P102	G10322	P75	G10570	P18
G10220	P74	G10323	P14	G10572	P25
G10221	P71	G10325	P5, P17, P69	G10574	P21, P27, P31, P69
G10226	P47, P69	G10326	P3	G10581	P37, P67, P69
G10227	P19, P38, P39, P43, P65, P91, P99	G10328	P5	G10585	P23, P25, P83
G10228	P7, P27, P34, P37, P42, P45, P47, P49, P63, P67, P71, P73, P77, P81, P83, P85, P89, P91, P99	G10338	P7, P12	G10587	P85
G10229	P4, P10, P11, P17, P19, P33, P39, P43, P55, P64, P67, P69, P71, P75, P83, P90, P91, P99	G10348	P27, P34	G10588	P85
G10230	P4, P7, P10, P11, P33, P35, P37, P42, P45, P73, P75, P81, P85, P89	G10370	P39	G10592	P75
G10231	P37, P89	G10371	P27	G10594	P75
G10232	P9, P38, P39, P42, P71, P77, P85, P91, P99	G10400	P31	G10597	P23, P25
G10233	P39, P40, P41, P42, P67, P80, P83, P87, P91, P99	G10401	P14	G10599	P11, P33, P75
G10235	P39	G10408	P83	G10602	P12, P14, P15, P17, P18, P39, P40, P41, P43, P83, P91, P99
G10237	P75	G10409	P43, P83, P91	G10603	P14, P15, P79
G10257	P18	G10412	P4, P12, P33, P39	G10604	P14
G10278	P89	G10419	P83	G10610	P37, P73
G10284	P33	G10427	P5, P9	G10615	P91
G10292	P91	G10428	P69	G10619	P89
G10303	P9, P23, P38, P39, P42, P85, P91, P99, P100, P101, P102	G10430	P41	G10620	P3, P7, P12, P17, P73, P80
G10304	P3	G10438	P3, P73	G10621	P12, P14, P17, P20
		G10445	P83	G10622	P5, P20
		G10449	P50	G10626	P89
		G10450	P77	G10629	P89, P91
		G10451	P69, P71, P85	G10633	P89
		G10452	P19	G10634	P15
		G10456	P33, P73	G10636	P37
		G10459	P75	G10640	P7, P37, P43, P45, P51, P69, P73, P75, P77, P79, P83, P91, P100, P101, P102
		G10460	P37, P40, P41, P43, P45, P47, P69, P83, P85, P91, P99	G10641	P47, P74, P85, P91
		G10462	P43, P83, P98	G10643	P31
		G10463	P9, P33	G10645	P69
		G10464	P41	G10647	P35
		G10470	P14	G10655	P85
		G10478	P43, P91	G10660	P18
		G10496	P43, P67, P91, P99	G10669	P3
		G10499	P71	G10670	P17, P45, P85, P91
		G10500	P14	G10672	P85, P89
		G10501	P27, P39	G10673	P19
		G10503	P23, P25, P29, P31, P71, P79	G10674	P89
		G10504	P71	G10676	P85
		G10507	P74	G10681	P71, P90, P100, P101, P102
		G10523	P19	G10688	P93
		G10526	P73		
		G10527	P43		
		G10529	P20		
		G10531	P15		

NUMERICAL INDEX

Part No.	Page	Part No.	Page	Part No.	Page
G10690	P14	G11100	P43, P91, P99	G6500-08	P61
G10693	P93	G11151	P15	G6500-08-06	P61
G10718	P33, P100, P101, P102	G1K215	P73	G6502-06	P57, P59
G10722	P49	G1K248	P63, P65	G6502-08	P61
G10724	P49	G1K249	P65	G6602-08	P59, P61
G10725	P49	G1K252	P63, P65	G6795X	P81
G10732	P4, P33	G1K253	P39	G6801-06-08	P57, P59
G10751	P12, P33, P39	G1K267	P65	G6801-08	P57, P59, P61
G10752	P12	G1K268	P65	G7100-104	P105
G10757	P19	G1K269	P40, P41, P67, P91, P99	G7100-111	P105
G10758	P19	G1K320	P65	G7100-115	P105
G10765	P29, P31	G1K321	P65	G7100-116	P105
G10801	P9, P10	G1K322	P65	G7100-121	P105
G10830	P79	G1K323	P64	G7100-153	P105
G10844	P49	G1K331	P67	G7100-208	P105
G10862	P75	G1K345	P10	G7100-217	P105
G10864	P19	G1K362	P65	G7100-234	P105
G10871	P77	G1K363	P65	G7100-238	P105
G10879	P47	G1K378	P43, P91, P99	G7100-247	P105
G10890	P39	G1K385	P19	G7100-249	P105
G10895	P35	G2100-03	P39, P43, P91, P99	G7100-252	P105
G10903	P35	G2403-06	P57	G7100-253	P105
G10908	P79	G2403-08	P57, P59, P61	G7100-255	P105
G10909	P67	G2603-08	P59, P61	G7100-258	P105
G10912	P5, P33	G2603-08-08-06	P57, P59	G7100-259	P105
G10917	P89	G2701-08	P57	G7100-260	P105
G10921	P18	G2703-08	P59, P61	G7100-261	P105
G10923	P40, P41, P67, P91, P99	G306-08	P57, P59, P61	G7100-262	P105
G10924	P7	G3303-114	P18	G7100-263	P105
G10938	P71	G3303-16	P3	G7100-292	P105
G10939	P53	G3303-96	P33	G7100-295	P105
G10940	P7	G3303-98	P3	G7100-302	P105
G10957	P53	G3305-01	P20	G7100-42	P105
G10958	P50, P51, P53	G3310-100	P43	G7100-46	P105
G10961	P73, P80	G3310-126	P91	G7100-47	P105
G10967	P52	G3310-132	P39	G7100-60	P105
G10968	P67	G3310-138	P67	G7100-89	P105
G10974	P29, P31	G3310-140	P99	G7100-90	P105
G10991	P77	G3310-252	P67	G7566X	P11
G10993	P35	G3310-80	P43	GA0167	P49
G10994	P91	G3310-92	P43	GA0237	P74
G10995	P91	G3310-98	P83	GA0243	P49
G11007	P3	G3400-01	P39, P43, P91, P99	GA0245	P49
G11008	P3	G4100-02	P34	GA0257	P49
G11009	P14, P15	G4200-01	P89	GA0312	P71
G11010	P31	G4200-02	P89	GA0328	P71
G11015	P3	G4200-03	P89	GA0378	P41
G11034	P79	G4205-11	P89	GA0810	P71
G11058	P35	G4301-01	P90, P100	GA0863	P85
G11073	P18	G4301-03	P90, P101	GA0864	P85
G11075	P43, P91, P99	G4301-04	P90, P102	GA0895	P37
G11078	P43, P91, P99	G6326X	P4	GA0898	P85
G11081	P37	G6400-08	P57, P59, P61	GA0899	P49
G11085	P35	G6400-08-04	P61	GA10036	P80
G11098	P29	G6400-08-06	P61	GA10037	P80
		G6500-06	P57, P59	GA10047	P77

NUMERICAL INDEX

Part No.	Page	Part No.	Page	Part No.	Page
GA10048	P77	GA5114	P40, P83	GA5917	P89
GA10136	P65	GA5116	P43, P83	GA5982	P15
GA10137	P12	GA5118	P39	GA6027	P15
GA10142	P65	GA5121	P37	GA6038	P15
GA10151	P12	GA5122	P37	GA6147	P65
GA10155	P12	GA5130	P47	GA6168	P15
GA10157	P3	GA5146	P43	GA6171	P7, P9, P10, P73, P80
GA10161	P33	GA5157	P38	GA6182	P15
GA10213	P77	GA5158	P38	GA6184	P15
GA10214	P77	GA5164	P41	GA6187	P15
GA10570	P65	GA5165	P41	GA6337	P83
GA10575	P65	GA5173	P47	GA6434	P10
GA10601	P65	GA5175	P45	GA6478	P15
GA10901	P65	GA5177	P45	GA6501	P91
GA10940	P65	GA5178	P45	GA6513	P98
GA1369	P71	GA5182	P38	GA6514	P98
GA1676	P49	GA5183	P45	GA6515	P98
GA1677	P49	GA5184	P45	GA6597	P10
GA1678	P49	GA5188	P47	GA6618	P9
GA1679	P49	GA5190	P47	GA6619	P9
GA1720	P4, P33	GA5194	P91	GA6620	P9
GA2007	P12	GA5197	P35	GA6633	P15
GA2012L	P5	GA5202	P43, P98	GA6699	P63
GA2012R	P5	GA5223	P83	GA6700	P63
GA2014	P5, P9, P25, P27, P29, P31, P71, P79	GA5229	P83, P99	GA6701	P63
GA2018	P14	GA5230	P81	GA6733	P9
GA2019	P14	GA5231	P81	GA6741	P19
GA2020	P14	GA5236	P81	GA6761	P69
GA2054	P9	GA5237	P81	GA6801	P9
GA2068	P39	GA5385	P63	GA6823	P63
GA2075	P19	GA5552	P55	GA6824	P63
GA2094	P20	GA5572	P55	GA6832	P27
GA2142	P37	GA5600	P64	GA6833	P27
GA2147	P37	GA5624	P43, P83	GA6834	P27
GA2148	P37	GA5625	P21	GA6838	P27
GA2180	P67	GA5629	P43	GA6907	P19
GA2558	P37	GA5651	P4	GA6966	P77
GA3893	P91	GA5652	P85	GA7154	P42, P67
GA4235	P83	GA5654	P25, P27, P29, P31, P79	GA7235	P39
GA4265	P35	GA5666	P85	GA7239	P75
GA4286	P74	GA5667	P85	GA7240	P75
GA4287	P74	GA5678	P83	GA7255	P15
GA4444	P17	GA5698	P15	GA7271	P29
GA4774	P34	GA5699	P15	GA7336	P43, P83, P91, P99
GA4976	P89	GA5715	P23, P25	GA7375	P89
GA5090	P39	GA5718	P25	GA7376	P37
GA5105	P39, P42, P83, P98	GA5719	P23, P25	GA7409	P37
GA5106	P43	GA5786	P33	GA7410	P4
GA5107	P43, P67, P83, P98	GA5787	P33	GA7412	P29
GA5108	P43	GA5794	P15	GA7434	P37
GA5109	P43	GA5795	P15	GA7445	P29, P31, P79
GA5110	P43	GA5796	P15	GA7446	P27, P29, P31, P79
GA5111	P43	GA5834	P15	GA7850	P65
GA5112	P43	GA5887	P74	GA7853	P65
GA5113	P43	GA5892	P23		

NUMERICAL INDEX

Part No.	Page	Part No.	Page	Part No.	Page
GA7854	P65	GA8917	P50	GB0209	P75
GA7855	P65	GA8918	P52	GB0210	P75
GA7856	P65	GA8919	P52	GB0212	P73
GA7857	P65	GA8924	P53	GB0213	P74
GA7858	P64	GA8930	P33	GB0218	P4, P12, P31, P33, P39, P74
GA7859	P65	GA8931	P97	GB0239	P9, P10
GA7909	P35	GA8983	P71, P75, P77	GB0254	P10
GA7949	P7	GA9007	P35	GB0265	P3
GA7975	P7	GA9131	P31	GB0266	P3
GA7976	P7	GA9144	P65	GB0267	P3
GA7998	P79	GA9195	P71	GB0268	P9, P10
GA7999	P79	GA9206	P63	GB0274	P3
GA8021	P65	GA9207	P63	GB0276	P7
GA8022	P65	GA9426	P35	GB0278	P12, P18
GA8026	P64	GA9427	P35	GB0282	P10
GA8046	P65	GA9428	P34	GB0285	P3
GA8047	P63, P65	GA9429	P34	GB0287	P40, P41
GA8069	P93	GA9430	P81	GB0296	P77
GA8092	P67	GA9431	P81	GB0297	P77
GA8130	P53	GA9433	P77	GB0301	P5, P33
GA8305	P73	GA9434	P77	GB0314	P12, P33
GA8306	P73	GA9437	P77	GB0322	P77
GA8322	P10	GA9439	P35	GB0323	P77
GA8324	P5	GA9440	P52	GB0329	P35
GA8326	P18	GA9443	P52	GB0331	P12
GA8343	P14	GA9472	P80	GD0438	P45
GA8364	P18	GA9714	P13	GD0453-02	P45
GA8371	P17	GA9844	P31	GD0453-03	P47
GA8483	P71	GA9845	P31	GD0453-07	P45
GA8487	P69	GA9846	P39	GD0462	P45
GA8488	P69	GA9857	P65	GD0487	P71
GA8603	P21, P31, P77	GA9861	P31	GD0652	P47
GA8641	P21, P31	GA9862	P31	GD0746	P49
GA8651	P33	GA9864	P31	GD0752-41	P47
GA8656	P69	GA9865	P31	GD0840	P49
GA8670	P35	GA9870	P39	GD0914-105	P67
GA8676	P69	GA9872	P69	GD0914-109	P40
GA8685	P71	GA9877	P37	GD0914-134	P40
GA8688	P75	GA9900	P89	GD0914-144	P67
GA8689	P75	GA9905	P89	GD0914-170	P41
GA8690	P100	GA9978	P65	GD0914-180	P67
GA8691	P101	GA9979	P65	GD0914-205	P67
GA8692	P102	GA9438	P35	GD0914-210	P41
GA8716	P67	GB0110	P14	GD0914-230	P41
GA8717	P67	GB0111	P14	GD0914-84	P67
GA8760	P29	GB0115	P18	GD0962	P71
GA8828	P51	GB0116	P18	GD10010	P37
GA8831	P51	GB0120	P14	GD10036	P4
GA8839	P37	GB0134	P71	GD10110	P89
GA8845	P71	GB0156	P34	GD10161	P83
GA8877	P73, P80	GB0186	P4	GD10223	P55
GA8897	P53	GB0198	P85	GD10224	P55
GA8912	P50	GB0199	P85	GD10226	P14
GA8914	P50	GB0200	P85	GD10231	P69
GA8915	P50	GB0205	P74	GD10242	P75
GA8916	P50	GB0206	P75		

NUMERICAL INDEX

Part No.	Page	Part No.	Page	Part No.	Page
GD1026	P3, P17, P33, P39, P43, P77, P83, P91, P99	GD11264	P33	GD1213	P85
GD10273	P75	GD11265	P79	GD12505	P50
GD10283	P49	GD11266	P79	GD12507	P50
GD10303	P75	GD11279	P13	GD12510	P52
GD10304	P75	GD11286	P14	GD12511	P52
GD1033	P3	GD11297	P18	GD12513	P53
GD1039	P14	GD11305	P17	GD12534	P27
GD1041	P14	GD11306	P5, P71	GD1255	P41
GD1042	P14	GD11311	P14	GD1256	P41
GD10473	P5, P9	GD11313	P11	GD12571	P42
GD10487	P75	GD1132	P25, P27, P29, P31, P71, P79	GD12676	P77
GD10519	P29, P31	GD1138	P71, P77, P81	GD12677	P77
GD10526	P29	GD11413	P12, P18	GD12679	P77
GD10552	P27, P29, P31, P79	GD11422	P4	GD12684	P79
GD1059L	P17	GD11423	P7, P73, P80	GD12685	P77
GD1059R	P17	GD11424	P17	GD12817	P31
GD1060	P17	GD1143	P20	GD12826	P31
GD1061	P18	GD1144	P20	GD12827	P31
GD1063	P18	GD11447	P33	GD12829	P31
GD10646	P35	GD1145	P20	GD13309	P80
GD1065	P3	GD11453	P7	GD13361	P3
GD10733	P14	GD11490	P37	GD1337	P89
GD1083	P14	GD11508	P11	GD13401	P37
GD1085	P10	GD11509	P11	GD1379	P85
GD1086	P7	GD11528	P14	GD1380	P85
GD10867	P3, P33	GD11535	P69	GD14170	P31
GD10963	P19	GD11557	P77	GD14217	P4
GD10984	P19	GD11558	P77	GD14413	P43, P91, P99
GD10991	P7	GD11559	P69	GD14427	P43, P91, P99
GD10993	P3	GD1162	P105	GD14430	P43, P91, P99
GD11001	P3	GD11649	33	GD14431	P43, P91, P99
GD11017	P5	GD11652	P21, P31	GD14432	P43, P91, P99
GD1104	P74	GD11657	P69	GD14559	P75
GD11045	P40, P41, P67, P91, P99	GD11659	P33	GD14659	P19
GD11089	P63, P65	GD11662	P69	GD14674	P29
GD1109	P9, P10	GD11677	P21	GD1512	P105
GD11122	P15	GD11695	P37	GD1514	P89
GD1113	P33, P35	GD11700	P90	GD1515	P89
GD1114	P4, P33, P35, P75, P81, P85	GD11705	P71	GD1516	P89
GD1115L	P19	GD11721	P67, P89	GD1517	P89
GD1115R	P19	GD11747	P13	GD1520	P89
GD1116	P19	GD11752	P33	GD15386	P47
GD11178	P79	GD11787	P14	GD15685	P91, P99
GD1118	P19	GD11836	P79	GD15698	P14
GD11180	P90	GD11845	P3, P5, P9	GD15699	P15
GD11188	P79	GD11926	P51	GD15747	P12
GD11218	P33	GD11953	P73, P80	GD15970	P3
GD11219	P17	GD11954	P73, P80	GD1657	P71
GD11239	P12, P17, P18	GD11962	P3, P17, P33	GD1673	P71
GD11240	P18	GD11993	P65	GD1685-12	P81
GD11259	P3, P5	GD11995	P53	GD1685-13	P81
GD11263	P33	GD1200	P85	GD1685-14	P81
		GD1207	P85	GD1685-15	P81
		GD1209	P85	GD1685-16	P81
		GD1210	P85	GD1748	P89
				GD1755	P15

NUMERICAL INDEX

Part No.	Page	Part No.	Page	Part No.	Page
GD1862	P89	GD6501	P14	GD8771	P64
GD2117	P105	GD6551	P43	GD8778	P15
GD2161	P47	GD6553	P74	GD8893-01	P33
GD2199	P63	GD6793	P42	GD9107	P100, P101
GD2412	P85	GD6825-10.375	P39	GD9108	P102
GD2423	P19	GD7127	P43, P83, P98	GD9109	P100, P101, P102
GD2460	P20	GD7140	P34	GD9120	P10
GD2548-15.5	P87	GD7145	P63, P67, P89	GD9229	P67
GD2548-25.5	P87	GD7148	P18	GD9254	P21, P31
GD2548-27.5	P87	GD7152	P63	GD9290	P9
GD2558	P43, P83, P98	GD7258	P18	GD9305	P9
GD2589	P71	GD7318	P3	GD9562	P9
GD2597	P49	GD7426	P39, P43, P83, P91, P99	GD9695	P33
GD2721	P45, P47	GD7639	P65	GD9705	P73
GD2734-08	P91, P99	GD7803	P21, P31	GD9706	P73
GD2947	P19	GD7804	P21, P31	GD9709	P73
GD2971-10	P17	GD7805	P4, P10, P12, P25, P33, P37, P39, P79, P80	GD9715	P27
GD2984	P105	GD7817-01	P25	GD9720	P27
GD3180-12	P9	GD7817-04	P25, P79	GD9724	P27, P29, P31, P79
GD3180-17	P83	GD7819	P40	GM0188	P105
GD3214	P47	GD7822	P43	GR0146	P105
GD3612	P3	GD7823	P25	GR0146MPP	P105
GD3790	P85	GD7848	P85	GR0150	P49
GD3839	P91, P99	GD7867	P83, P87	GR0151	P49
GD4887-01	P42	GD7868	P87	GR0155	P105
GD5752	P39	GD7870	P83	GR0155MPP	P105
GD5753	P39	GD7871	P83	GR0188	P74
GD5756	P39, P43	GD7878	P15	GR0193	P45
GD5789	P38	GD7889	P23, P25	GR0196	P3, P18, P33
GD5790	P38	GD7890	P23, P25	GR0207	P100, P101, P102
GD5824	P43	GD7900	P74	GR0208	P100, P101
GD5827	P38, P42	GD7904-02	P75	GR0209	P100
GD5829	P42	GD7907	P75	GR0211	P100, P101, P102
GD5830	P43	GD7908	P74	GR0212	P100, P101, P102
GD5835	P43	GD7911	P73	GR0213	P100, P101
GD5841	P37	GD7912	P75	GR0214	P100, P101, P102
GD5857	P27, P38, P43, P83, P91, P99	GD7944	P39, P69	GR0215	P100, P101, P102
GD5860	P39	GD7962	P74, P79	GR0216	P100, P101
GD5875	P35, P47	GD8218	P73	GR0217	P100, P101, P102
GD5884-01	P41	GD8224	P75	GR0221	P102
GD5885-01	P41	GD8237	P15	GR0222	P102
GD5885-02	P40	GD8238	P74	GR0223	P100
GD5885-03	P40	GD8239	P75	GR0225	P100, P101, P102
GD5886	P83, P87	GD8246	P83	GR0226	P100, P101, P102
GD5888	P35	GD8249	P4	GR0227	P100
GD5892	P45	GD8266	P23	GR0228	P100, P101
GD5956	P51	GD8276	P75	GR0229	P101, P102
GD5958	P40	GD8304	P63	GR0231	P101, P102
GD5960	P41	GD8307	P25	GR0232	P100, P101, P102
GD5961	P40, P41	GD8308	P73	GR0233	P101
GD5988	P99	GD8460	P10	GR0255	P34
GD5990	P91, P99	GD8751	P64	GR0270	P37
GD6027	P35, P69	GD8770	P64	GR0279	P102
GD6165	P99			GR0280	P102
GD6291	P64			GR0281	P102
				GR0282	P102

NUMERICAL INDEX

Part No.	Page	Part No.	Page	Part No.	Page
GR0283	P102	GR1208	P63		
GR0284	P102	GR1327	P14		
GR0367	P45	GR1389	P93		
GR0375	P45	GR1390	P65		
GR0434	P37	GR1391	P65		
GR0508	P89	GR1392	P65		
GR0513	P89	GR1393	P65		
GR0586	P65	GR1397	P89		
GR0594	P65	GR1401	P53		
GR0880	P91	GR1405	P67		
GR0881	P91	GR1406	P67		
GR0882	P91	GR1407	P67		
GR0883	P91	GR1408	P67		
GR0912	P39, P43, P67, P83, P91, P99	GR1409	P67		
GR1015	P89	GR1410	P67		
GR1016	P89	GR1411	P67		
GR1017	P89	GR1412	P67		
GR1018	P89	GR1413	P67		
GR1019	P89	GR1420	P93		
GR1032	P55	GR1421	P93		
GR1033	P55	GR1422	P95		
GR1034	P55	GR1423	P95		
GR1035	P55	GR1424	P93		
GR1036	P55	GR1425	P93		
GR1037	P55, P57, P59, P61	GR1425	P95		
GR1038	P55	GR1427	P93		
GR1039	P55	GR1451	P95		
GR1040	P55	GR1465	P61		
GR1041	P55	GR1484	P100, P101		
GR1042	P55	GR1485	P102		
GR1043	P55	GR1487	P14		
GR1044	P55	GR1522	P51		
GR1045	P55, P61	GR1523	P53		
GR1046	P55	GR1527	P50		
GR1047	P55	GR1528	P50		
GR1048	P55	GR1529	P52		
GR1114	P93	GR1533	P97		
GR1116	P93	GR1535	P97		
GR1118	P93	GR1540	P97		
GR1122	P91	GR1541	P97		
GR1129	P95	GR1542	P97		
GR1130	P95	GR1543	P97		
GR1133	P95	GR1544	P97		
GR1134	P95	GR1545	P97		
GR1142	P95	GR1569	P14		
GR1144	P95	GR1570MPP	P105		
GR1165	P93	GR1577	P100, P101, P102		
GR1167	P93	GR1626	P101, P102		
GR1168	P93	GR1629	P65		
GR1169	P50, P53	GR1631	P65		
GR1203	P63	GR1632	P65		
GR1204	P63	GR1678	P89		
GR1205	P63	GR1737	P65		
GR1206	P63				
GR1207	P63				