

2008 APACHETM

A5710, A51010 & A51210

Parts Manual



Equipment Technologies, Inc.
Home of the Apache Sprayer
2201 Hancel Parkway
Mooresville, IN 46158
Tel: (317) 834-4500
Fax: (317) 834-4501

FORM # 580000055
COPYRIGHT 2008
EQUIPMENT TECHNOLOGIES

Contents

APACHE SPRAYER · APACHE SPRAYER · APACHE SPRAYER · APACHE SPRAYER · APACHE SPRAYER · APACHE SPRAYER · APACHE SPRAYER · APACHE SPRAYER · APACHE SPRAYER · APACHE SPRAYER · APACHE SPRAYER · APACHE SPRAYER · APACHE SPRAYER · APACHE SPRAYER

Station 1

| | |
|--|------------------|
| Frame | Section 1 |
| AS710 | 1-1 |
| Frame Detail | 1-2 |
| AS1010 | 1-3 |
| Frame Detail | 1-5 |
| AS1210 | 1-6 |
| Frame Detail | 1-8 |
| Hydraulics | Section 2 |
| AS710, AS1010 & AS1210 | 2-1 |
| Hydraulic Pump | 2-1 |
| Suspension Manifold | 2-2 |
| Junction Manifold | 2-3 |
| Boom Manifold | 2-4 |
| Engine & Transmission | Section 3 |
| AS710 | 3-1 |
| Left Rear View | 3-1 |
| Right Front View | 3-2 |
| AS1010 | 3-3 |
| Left Rear View | 3-3 |
| Right Front View | 3-4 |
| AS1210 | 3-5 |
| Left Rear View | 3-5 |
| Right Front View | 3-6 |
| Cummins Fuel Filter | 3-7 |
| Transmission & Drivetrain | Section 4 |
| AS710 (PowerShift 750 4 Speed Transmission) | 4-1 |
| Assembly | 4-1 |
| Input Clutch | 4-2 |
| Layshaft Clutch | 4-3 |
| Mainshaft Clutch | 4-4 |
| Transfer Gear to Brake Disc | 4-5 |
| Valve Block | 4-6 |
| Parking Brake Assembly | 4-7 |
| AS1010 (PowerShift 760 6-Speed Transmission) | 4-8 |
| Assembly | 4-8 |
| Clutch | 4-9 |
| Forward Input & Reverse Clutch | 4-10 |

| | |
|---|------------------|
| Layshaft Clutch | 4-11 |
| Mainshaft Clutch | 4-12 |
| Torque Converter | 4-13 |
| Output Shaft | 4-14 |
| Pump Drive Shaft | 4-15 |
| Integral Park Brake | 4-16 |
| Brake Actuator | 4-17 |
| Park Brake Can | 4-18 |
| Valve Body Assembly | 4-19 |
| AS1210 (Funk 6-Speed) | 4-20 |
| Overview | 4-20 |
| Stator Tube, ID Plate, Breather & Oil Passage Cover | 4-21 |
| Idle Gearshaft Components & Bore Sleeves | 4-22 |
| Bearing Retainer & Idler Assembly | 4-23 |
| Torque Converter | 4-24 |
| Input Shaft | 4-25 |
| First Stage Clutch | 4-26 |
| Second Stage Clutch | 4-27 |
| Third Stage Clutch | 4-28 |
| Rear Case | 4-29 |
| Manifold Assembly | 4-30 |
| Manifold Components | 4-31 |
| Solenoid | 4-32 |
| Output Retainer | 4-33 |
| Companion Flange | 4-34 |
| Charge Pump Assembly | 4-35 |
| Charge Pump Gear | 4-36 |
| Auxiliary Pump Adapter | 4-37 |
| Auxiliary Pump with Adapter Assembly | 4-38 |
| Auxiliary Pump Drive Housing | 4-39 |
| Parking Brake Assembly | 4-40 |
| Cooling Package | Section 5 |
| AS710 | 5-1 |
| AS1010 & AS1210 | 5-2 |

Contents

APACHE SPRAYER · APACHE SPRAYER · APACHE SPRAYER · APACHE SPRAYER · APACHE SPRAYER · APACHE SPRAYER · APACHE SPRAYER · APACHE SPRAYER · APACHE SPRAYER · APACHE SPRAYER · APACHE SPRAYER · APACHE SPRAYER · APACHE SPRAYER · APACHE SPRAYER

Station 2

| | |
|---|-------------------|
| Overview | Section 6 |
| AS710..... | 6-1 |
| AS1010..... | 6-2 |
| AS1210..... | 6-3 |
| Rear Axle..... | Section 7 |
| AS710, AS1010 & AS1210..... | 7-1 |
| Drive Components..... | 7-1 |
| AS710, AS1010 & AS1210..... | 7-2 |
| Differential..... | 7-2 |
| Differential Brake Assembly..... | 7-3 |
| Differential (Limited Slip)..... | 7-4 |
| Differential Input..... | 7-5 |
| Torque Arm..... | 7-6 |
| AS710 Fixed 90"..... | 7-7 |
| (31" Crop Clearance)..... | 7-7 |
| (Solid Axle)..... | 7-8 |
| AS710 Fixed 120"..... | 7-9 |
| (40" Clearance)..... | 7-9 |
| AS1010 (34" or 42" Clearance)..... | 7-10 |
| AS1010 & AS1210 (48" Crop Clearance)..... | 7-11 |
| Front Axle | Section 8 |
| AS710 Fixed 90"..... | 8-1 |
| (31" Crop Clearance)..... | 8-1 |
| AS710 Fixed 120"..... | 8-2 |
| (40" Crop Clearance)..... | 8-2 |
| AS710 & AS1010 Heavy Duty Fixed 120..... | 8-3 |
| AS710 & AS1010 Standard Duty..... | 8-4 |
| AS710, AS1010 & AS1210 Heavy Duty..... | 8-6 |
| Firewall..... | Section 9 |
| AS710..... | 9-1 |
| AS1010 & AS1210..... | 9-2 |
| Engine Piping | Section 10 |
| AS710..... | 10-1 |
| AS1010 & AS1210..... | 10-2 |

| | |
|-------------------------------|-------------------|
| Hood & Bumper..... | Section 11 |
| AS710, AS1010 & AS1210..... | 11-1 |
| Hood..... | 11-1 |
| Bumper..... | 11-2 |
| Cab..... | Section 12 |
| AS710, AS1010 & AS1210..... | 12-1 |
| Overview..... | 12-1 |
| Cab Mounting..... | 12-2 |
| Glass Assembly..... | 12-3 |
| Door Assembly..... | 12-4 |
| Wiper Assembly..... | 12-5 |
| Lower Cab..... | 12-6 |
| Console..... | 12-7 |
| Seat Mounting..... | 12-8 |
| Padded Storage..... | 12-9 |
| Steering Column..... | 12-10 |
| Electrical..... | 12-11 |
| Inside Air Assembly..... | 12-12 |
| Air Assembly Detail 1..... | 12-13 |
| Air Assembly Detail 2..... | 12-14 |
| Air Assembly Detail 3..... | 12-15 |
| Air Assembly Detail 4..... | 12-16 |
| Lower Air Assembly..... | 12-17 |
| Horn & Steering Motor..... | 12-18 |
| Brake Assembly..... | 12-19 |
| Radio Assembly..... | 12-20 |
| Upper Cab Assembly..... | 12-21 |
| Sound Abatement..... | 12-22 |
| Roof Assembly..... | 12-23 |
| Work Light..... | 12-24 |
| Wiring..... | 12-25 |
| Exterior Mirrors..... | 12-26 |

Contents

APACHE SPRAYER · APACHE SPRAYER · APACHE SPRAYER · APACHE SPRAYER · APACHE SPRAYER · APACHE SPRAYER · APACHE SPRAYER · APACHE SPRAYER · APACHE SPRAYER · APACHE SPRAYER · APACHE SPRAYER · APACHE SPRAYER · APACHE SPRAYER

Station 3

| | |
|--|-------------------|
| Component Overview | Section 13 |
| AS710 | 13-1 |
| AS1010 | 13-2 |
| AS1210 | 13-3 |
| Hydraulic Tank | Section 14 |
| AS710 | 14-1 |
| AS1010 & AS1210 | 14-2 |
| Fuel Tank | Section 15 |
| AS710 | 15-1 |
| AS1010 & AS1210 | 15-2 |
| Exhaust | Section 16 |
| AS710 | 16-1 |
| AS1010 & AS1210 | 16-2 |
| Rear Suspension Accumulator | Section 17 |
| AS710, AS1010 & AS1210 | 17-1 |
| Product Tank & Skid | Section 18 |
| AS710 | 18-1 |
| AS1010 & AS1210 | 18-2 |
| AS710, AS1010 & AS1210 | 18-3 |
| Skid Common Components | 18-3 |
| Poly Tank Plumbing | Section 19 |
| Standard Flow | 19-1 |
| High Flow | 19-2 |
| Rotoflush | Section 20 |
| AS710, AS1010 & AS1210 | 20-1 |
| Extra Rinse Tank | Section 21 |
| AS710, AS1010 & AS1210 | 21-1 |
| Product Pump | Section 22 |
| Standard Flow 2" | 22-1 |
| High Flow 3" | 22-2 |
| Product Pump Plumbing | Section 23 |
| Standard Flow 2" | 23-1 |
| High Flow 3" | 23-2 |
| with Extra Rinse Tank | 23-3 |
| with Inductor | 23-4 |

| | |
|-------------------------------|-------------------|
| Fill Station | Section 24 |
| Standard Flow 2" | 24-1 |
| High Flow 3" | 24-2 |
| Product Strainer | Section 25 |
| AS710, AS1010 & AS1210 | 25-1 |
| Inductor | Section 26 |
| AS710, AS1010 & AS1210 | 26-1 |
| Inductor Detail | 26-2 |

Station 4

| | |
|--------------------------------------|-------------------|
| Driveshaft | Section 27 |
| AS710 | 27-1 |
| AS1010 | 27-2 |
| AS1210 | 27-3 |
| Suspension Leveling | Section 28 |
| AS710, AS1010 & AS1210 | 28-1 |
| Front Strut | Section 29 |
| AS710 & AS1010 (Standard Duty) | 29-1 |
| AS1010 & AS1210 (Heavy Duty) | 29-2 |
| Radar Assembly | Section 30 |
| AS710, AS1010 & AS1210 | 30-1 |
| Back Rack | Section 31 |
| AS710, AS1010 & AS1210 | 31-1 |
| Outboard View | 31-1 |
| Inboard View | 31-2 |
| Back Rack Lighting Option | 31-3 |
| Boom Valve Block | Section 32 |
| 5 Section | 32-1 |
| Boom Valve Assembly | 32-1 |
| 10 Section Boom Valve Block | 32-2 |
| Electrical Layout | 32-2 |
| Boom Valve Assembly | 32-3 |

Contents

APACHE SPRAYER · APACHE SPRAYER · APACHE SPRAYER · APACHE SPRAYER · APACHE SPRAYER · APACHE SPRAYER · APACHE SPRAYER · APACHE SPRAYER · APACHE SPRAYER · APACHE SPRAYER · APACHE SPRAYER · APACHE SPRAYER · APACHE SPRAYER · APACHE SPRAYER

Boom Wing Assembly Section 33

| | |
|---|------|
| AS710, AS1010 & AS1210..... | 33-1 |
| Boom Wing Accumulator | 33-2 |
| Boom Wing Brackets | 33-3 |
| Boom Wing Inner Breakaway | 33-4 |
| Boom Wing Outer Breakaway for 80' & 90' Booms | 33-5 |
| Boom Wing Outer Breakaway for 100' Booms | 33-6 |

Boom Plumbing..... Section 34

| | |
|--|-------|
| 5 Section Valve Block..... | 34-1 |
| 60'-80' & Straight 80' Boom (nozzle spacing 15" on center) | 34-1 |
| 60'-80' & Straight 80' Boom (nozzle spacing 20" on center) | 34-2 |
| 60'-80' & Straight 80' Boom (nozzle spacing 30" on center) | 34-3 |
| 60'-90' & Straight 90' Boom (nozzle spacing 15" on center) | 34-4 |
| 60'-90' & Straight 90' Boom (nozzle spacing 20" on center) | 34-5 |
| 60'-90' & Straight 90' Boom (nozzle spacing 30" on center) | 34-6 |
| 100' Boom (nozzle spacing 15" on center) | 34-7 |
| 100' Boom (nozzle spacing 20" on center) | 34-8 |
| 100' Boom (nozzle spacing 30" on center) | 34-9 |
| 10 Section Valve Block..... | 34-10 |
| 90' Boom (nozzle spacing 15" on center) | 34-10 |
| 90' Boom (nozzle spacing 20" on center) | 34-11 |
| 100' Boom (nozzle spacing 20" on center) | 34-12 |
| Nozzle Brackets | 34-13 |
| Fencerow Nozzle..... | 34-14 |

Foam Marker Equipment..... Section 35

| | |
|---|------|
| AS710, AS1010 & AS1210..... | 35-1 |
| Foam Drop..... | 35-1 |
| Foam Marker Compressor & Pump Assembly | 35-2 |
| Foam Marker Concentrate Tank..... | 35-3 |
| Foam Marker Rinse Tank Adapter (Smucker)..... | 35-4 |

Auxiliary Lights Section 36

| | |
|-------------------------------|------|
| ASAS710, AS1010 & AS1210..... | 36-1 |
|-------------------------------|------|

Fenders Section 37

| | |
|---|------|
| ASAS710 & AS1010 (28" Front)..... | 37-1 |
| AS1010 & AS1210 (38" Front) | 37-2 |
| AS710, AS1010 & AS1210 without Drop Box (46" Rear)..... | 37-3 |
| AS1010 & AS1210 with Drop Box (46" Rear) | 37-4 |

Wheels & Tires Section 38

| | |
|-----------------------------|------|
| AS710..... | 38-1 |
| AS1010..... | 38-2 |
| AS1010 Continued | 38-3 |
| AS1210..... | 38-4 |
| AS710, AS1010 & AS1210..... | 38-5 |
| (Floatation)..... | 38-5 |

Wiring Harness..... Section 39

| | |
|-----------------------------|------|
| AS710, AS1010 & AS1210..... | 39-1 |
|-----------------------------|------|

Hydraulic Hoses, Non Hydraulic Hoses & Fittings..... Section 40

| | |
|------------------------------------|-------|
| AS710..... | 40-1 |
| Hydraulic Hose with Fittings | 40-1 |
| Non-Hydraulic Hoses | 40-2 |
| Fittings | 40-3 |
| AS1010..... | 40-5 |
| Hydraulic Hose with Fittings | 40-5 |
| Non-Hydraulic Hoses | 40-7 |
| Fittings | 40-8 |
| AS1210..... | 40-10 |
| Hydraulic Hose with Fittings | 40-10 |
| Non-Hydraulic Hoses | 40-12 |
| Fittings | 40-13 |
| Boom Hoses and Fittings | 40-15 |

Contents

APACHE SPRAYER · APACHE SPRAYER · APACHE SPRAYER · APACHE SPRAYER · APACHE SPRAYER · APACHE SPRAYER · APACHE SPRAYER · APACHE SPRAYER · APACHE SPRAYER · APACHE SPRAYER · APACHE SPRAYER · APACHE SPRAYER · APACHE SPRAYER · APACHE SPRAYER

Appendix

| | |
|--|-------------------|
| Additional Information..... | Section 41 |
| Parts Information Bulletin | 41-1 |
| #06-1A (Option Kits) | 41-1 |
| #06-02 (Apache Cylinders) | 41-2 |
| #06-04 (Steering Cylinders)..... | 41-3 |
| #06-05 (Boom Accumulators) | 41-4 |
| #06-06 (Front Suspension Assemblies) | 41-6 |
| #07-01 (Double Acting Boom Lift Cylinders) | 41-8 |
| #07-02 (Rear Wheel Lug Studs) | 41-10 |
| #07-03 (Fuse Box) | 41-11 |
| #07-04 (2008 Filter List)..... | 41-12 |
| #07-05 (Hood Ornament)..... | 41-14 |
| #07-07 (Boom Assemblies) | 41-15 |
| #07-08 (Field Lighting Kits)..... | 41-17 |
| #07-09 (Front Bumper) | 41-19 |
| #07-10 (Chemical Eductor)..... | 41-20 |
| Service Bulletin..... | 41-21 |
| #06-02 (Autosteer Info)..... | 41-21 |
| #06-06 (Fluid & Lubricant Change) | 41-23 |
| Spare Parts Return Policy | 41-24 |
| Parts Book Update Form..... | 41-25 |

Definitions

The following list provides an explanation of part number codes, acronyms and terms used in this manual.

100, part number prefix for frame, axle & suspension brackets

200, part number prefix for engine parts

300, part number prefix for drive line components, transmissions, differentials, planetary, drop box & drive shafts

400, part number prefix for cab, hood, decals & glass

500, part number prefix for wheels, tires & manuals

600, part number prefix for wet system

700, part number prefix for electrical components

800, part number prefix for hydraulic components

900, part number prefix for hardware & rebuilt components

K, part number prefix for parts available in kit form

CC, Crop Clearance

31" CC, Crop Clearance

34" CC, 34" Crop Clearance

42" CC, 42" Crop Clearance

48" CC, 48" Crop Clearance

Standard front axle, 28" front tires with 8,000# hubs

Heavy Duty front axle, 38" front tires with 12,000# hubs, larger king pins and outer flex's

120"-144", Axle is adjustable from 120" to 144" from center of tire to center of tire

88"-114", Axle is used on machines with these wheel spacing (center of tire to center of tire)

120" fixed, Axle is not adjustable and is center of tire to center of tire

90" fixed, Axle is not adjustable and is center of tire to center of tire

FP, Full port

STD, Standard port

HB, Hose barb

ZP, Zinc plated

SS, Stainless steel

QDC, Quick disconnect

LHC, Left hand cylinder

RHC, Right hand cylinder

AP, Apache

CK, Cherokee

FLF, Flared female fitting

FLM, Flared male fitting

ORM, O-ring male

ORF, O-ring female

PM, Pipe male

PF, Pipe female

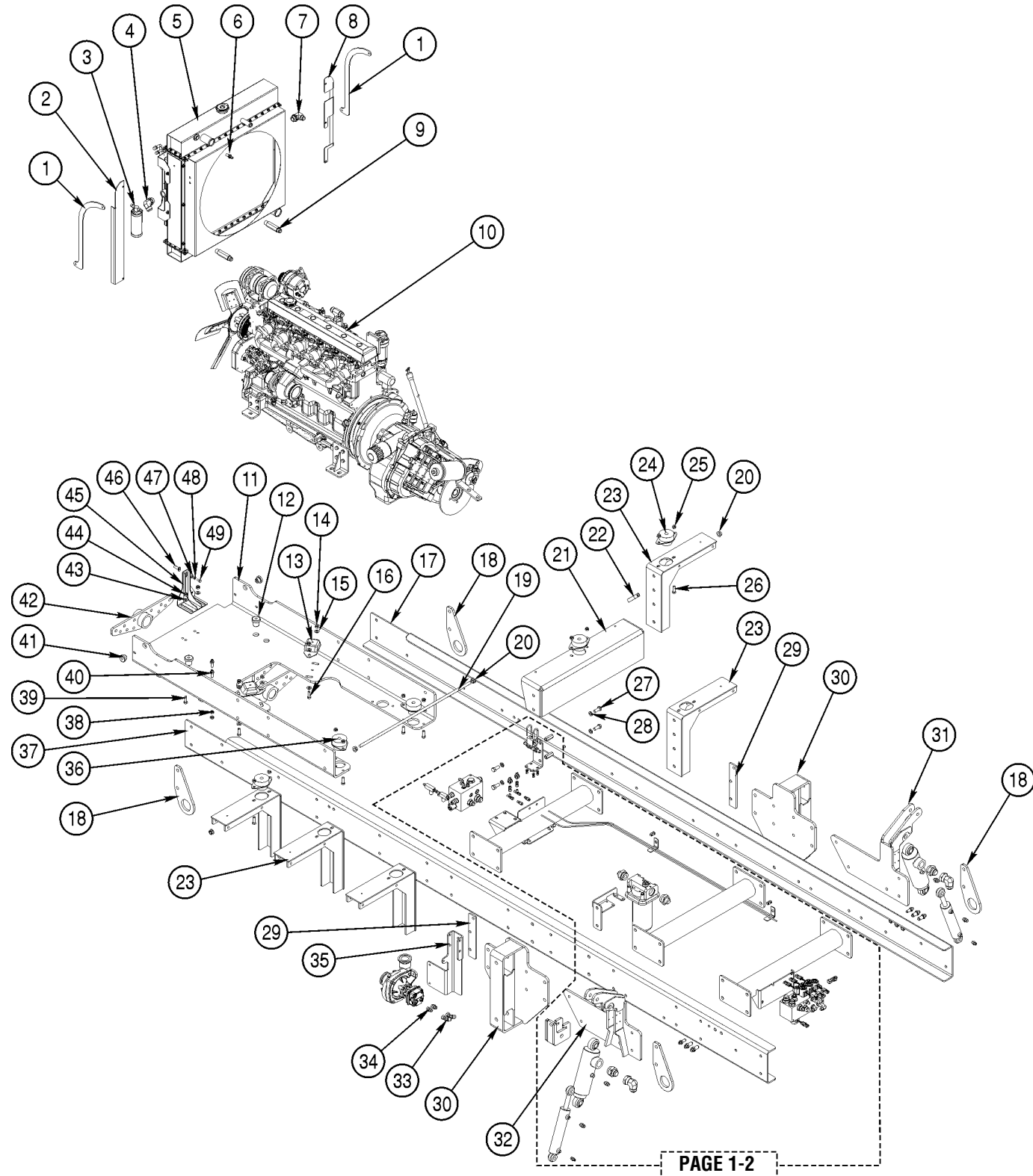
HHCS, Hex head cap screw

FHCS, Flat head cap screw

Station 1 Frame • AS710

FRAME • AS710 • FRAME • AS710 • FRAME • AS710 • FRAME • AS710 • FRAME • AS710 • FRAME • AS710 • FRAME • AS710 • FRAME • AS710 • FRAME • AS710 • FRAME • AS710 • FRAME • AS710 • FRAME • AS710 • FRAME • AS710 • FRAME • AS710 • FRAME • AS710

Station 1
Frame
AS710



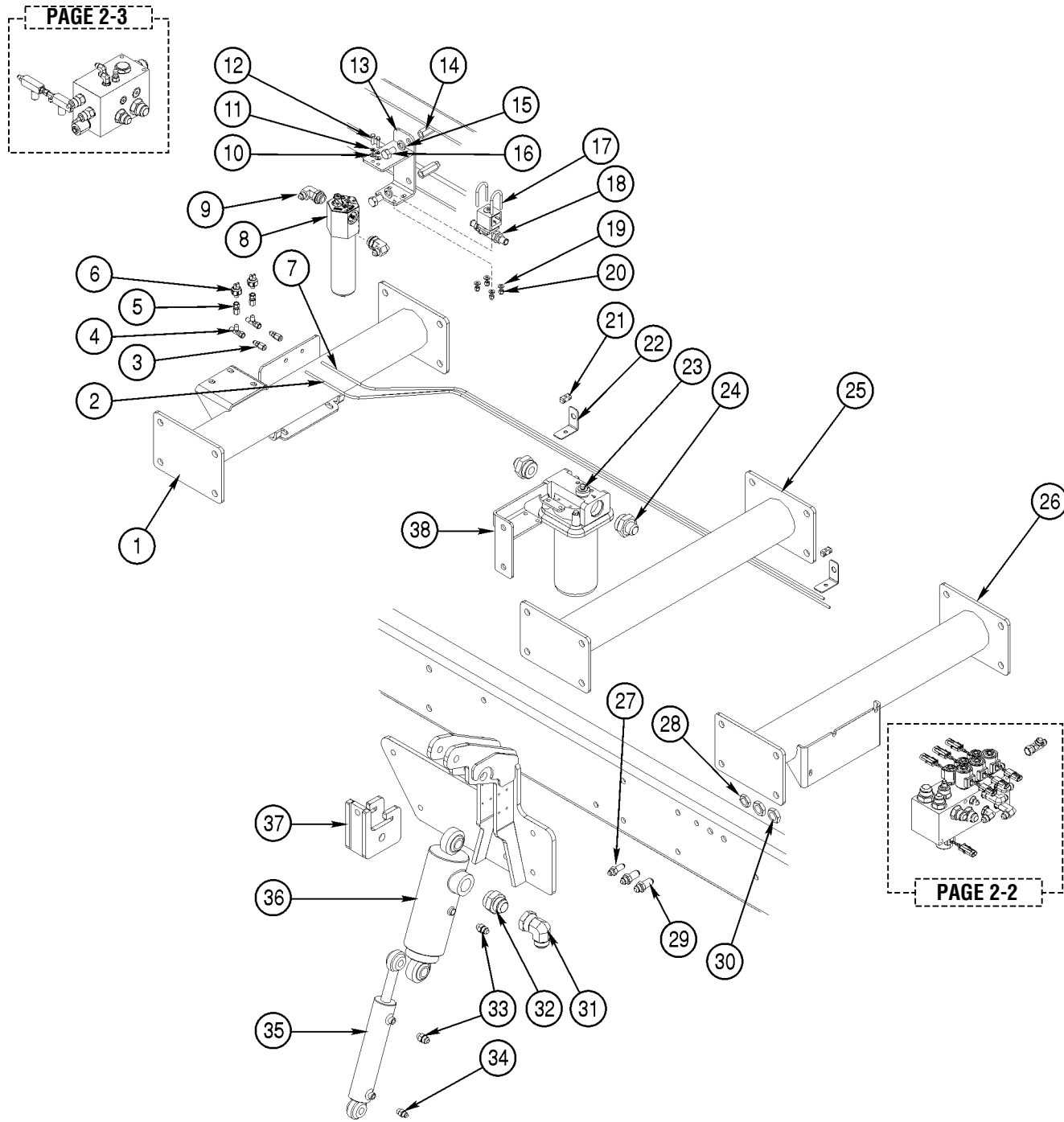
| Item | Part Number | Qty | Description | Size | Comments |
|------|-------------|-----|------------------------------|------|----------|
| 1 | 201200076 | 2 | Brace, Cooling package Deere | | |
| 2 | 201200073 | 1 | Hood Guide Left, Deere | | |

| Item | Part Number | Qty | Description | Size | Comments |
|------|-------------|-----|-------------------------------------|------|--|
| 3 | 420120500 | 1 | Drier A/C | | Used on all models |
| 4 | 800404265 | 1 | Fitting, 16 FLM x 16 ORM 90 | | Used on left hand side of Cooling package |
| 5 | 201200064 | 1 | Radiator Assembly, John Deere | | |
| 6 | 800302161 | 1 | Fitting, 4 PM x 6 HB | | Used for the vent line on the radiator |
| 7 | 800404254 | 1 | Fitting, 12 FLM x 16 ORM 90 | | Used on right hand side of Cooling package |
| 8 | 201200074 | 1 | Hood Guide Right, Deere | | |
| 9 | 800302148 | 2 | Fitting, 12 FLM x 12 Pipe Male Long | | Used in bottom of Transmission Cooler |
| 10 | ENGJD155 | 1 | AS710 Series Engine Deere | | 155 hp Tier II John Deere 409 ft-lbs@ 1400 rpm |
| 11 | 100100201 | 1 | Engine Bolster | | |
| 12 | 201200009 | 2 | Isolator, Radiator Lower | | Inserted into the bottom of the bolster |
| 13 | 290001000 | 2 | Front Engine Mount | | |
| 14 | 901003040 | 8 | Nut Nylock 1/2-13 ZP | | |
| 15 | 902003210 | 8 | Washer Flat 1/2 G5 ZP | | |
| 16 | 900003245 | 8 | Bolt HHCS 1/2-13 x 1 1/2 G8 ZP | | |
| 17 | 100100020 | 1 | Frame Rail Right | | |
| 18 | 100108004 | 4 | Bracket, Tie-Down | | |
| 19 | 100100606 | 1 | Front Outrigger Brace | | |
| 20 | 100100004 | 4 | Nut Flanged 5/8-11 Salt Bath | | |
| 21 | 100100507 | 1 | Rear Cab Support | | |
| 22 | 915002801 | 1 | Clamp, Insulated 2- 1/2 IN DIA | | |
| 23 | 100100601 | 5 | Tank Mount Support | | |
| 24 | 490002600 | 2 | Front Cab Isolator | | |
| 25 | 901003040 | 6 | Nut, nylock 1/2-13 ZP | | |
| 26 | 900008495 | 6 | Bolt HHCS 1/2-13 x 1 1/2 G8 ZP | | |
| 27 | 900003665 | 4 | Bolt HHCS 5/8-11 x 1 1/2 G8 ZP | | |
| 28 | 902201110 | 4 | Washer Lock 5/8 ZP | | |
| 29 | 100100615 | 2 | Backing Plate | | Used to mount tank skid |
| 30 | 100108057 | 2 | Front Suspension Bracket | | Arrow Head Bracket |
| 31 | 100108001 | 1 | Rear Suspension Bracket Right | | Cobra Head Bracket |
| 32 | 100108011 | 1 | Rear Suspension Bracket Left | | Cobra Head Bracket |
| 33 | 800302207 | 2 | Fitting, 8 FLM x 8 FLF 45 | | Used on Product pump |
| 34 | 800302445 | 2 | Fitting, 8 FLM x 8 ORM | | Used on Product pump |
| 35 | 690000008 | 1 | Product Pump Bracket | | |
| 36 | 490002725 | 2 | Rear Engine Isolator | | |
| 37 | 100100000 | 1 | Frame Rail Left | | |
| 38 | NA | 2 | Jam nut used for 800302459 | | |
| 39 | 900003245 | 2 | Bolt HHCS 1/2-13 x 1 1/2 G8 ZP | | |
| 40 | 800302459 | 2 | Fitting, 6 FLM x 6 FLM BLKHD | | Bulkhead fitting for steering |
| 41 | 490002610 | 2 | Radiator Isolator Top | | Inserted through the side of bolster |
| 42 | 100100221 | 2 | Carrier Bearing | | 100100286 is the bushing for carrier |
| 43 | 902003210 | 2 | Washer Flat 1/2 G5 ZP | | |
| 44 | 901003040 | 2 | Nut Nylock 1/2-13 ZP | | |
| 45 | 420000109 | 1 | Bracket, Hood Striker | | Bolts to bolster with 1/2-13 x 1 1/2 bolts |
| 46 | 420000115 | 1 | Hood Striker | | Bolts to striker bracket with 3/8-16 x 3/4 bolts |
| 47 | 902003200 | 1 | Washer Flat 3/8 G5 ZP | | |
| 48 | 902201090 | 1 | Washer Lock 3/8 ZP | | |
| 49 | 900002805 | 1 | Bolt HHCS 3/8-16 x 3/4 G5 ZP | | |

Station 1 Frame • AS1010

FRAME • AS1010 • FRAME • AS1010 • FRAME • AS1010 • FRAME • AS1010 • FRAME • AS1010 • FRAME • AS1010 • FRAME • AS1010 • FRAME • AS1010 • FRAME • AS1010 • FRAME • AS1010 • FRAME • AS1010 • FRAME • AS1010 • FRAME • AS1010 • FRAME • AS1010 • FRAME • AS1010

Frame Detail



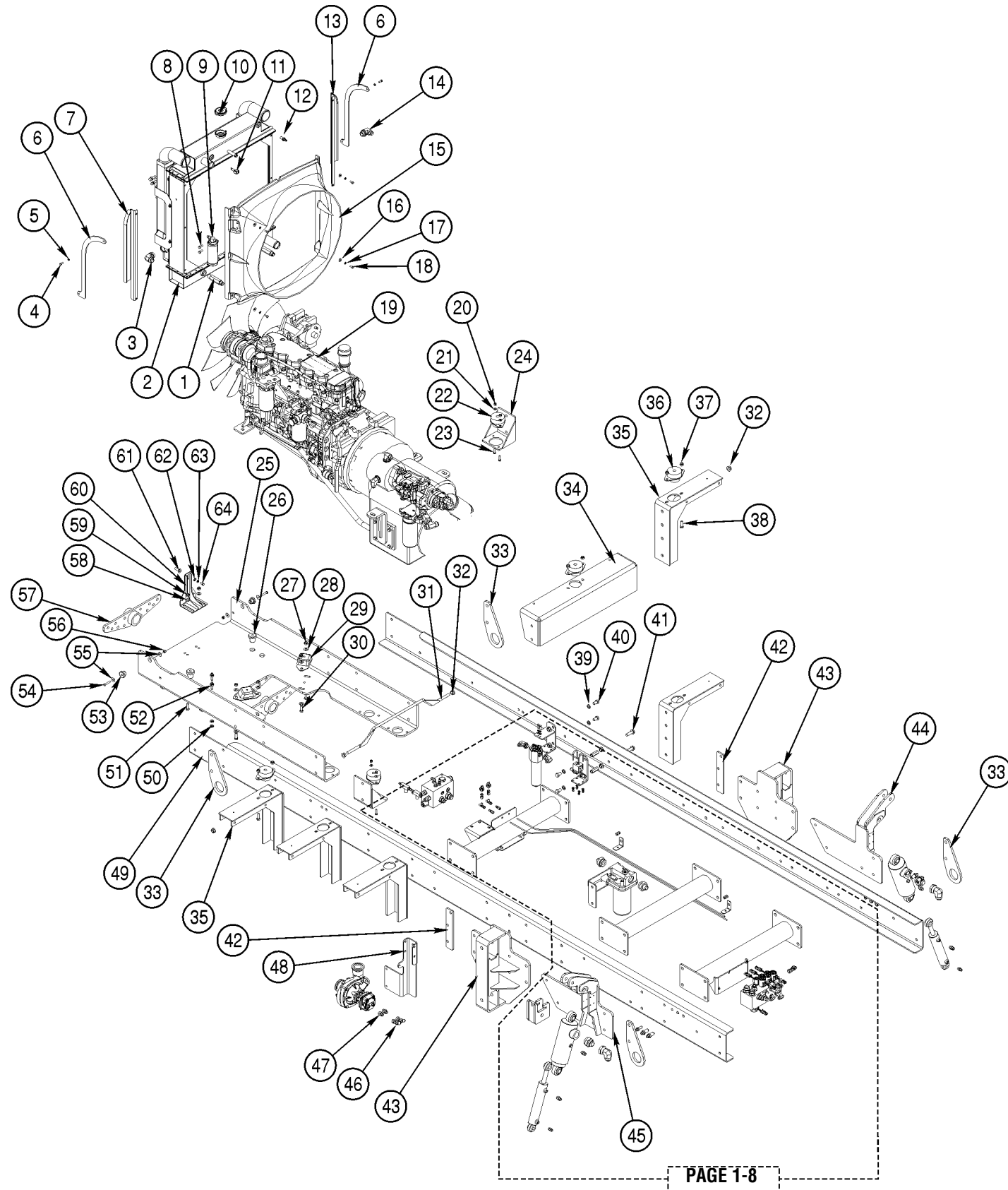
| Item | Part Number | Qty | Description | Size | Comments |
|------|-------------|-----|--------------------------------|------|--|
| 1 | 100100101 | 1 | Front Frame Cross member | | |
| 2 | 825000100 | 1 | Tube, Brake Line Left | | |
| 3 | 800302206 | 2 | Fitting, 4 FLM x 4 FLLS BLKHD | | Fitting used on front cross member for brake lines |
| 4 | 800302168 | 2 | Fitting, 4 FLM x 4 FLM x 4 FLF | | Used on brake pressure switch |
| 5 | 800302196 | 2 | Fitting, 4 FLF x 4 PF | | Used on brake pressure switch |

| Item | Part Number | Qty | Description | Size | Comments |
|------|-------------|-----|--------------------------------------|------|--|
| 6 | 700020101 | 2 | Brake Pressure Switch | | |
| 7 | 825000200 | 1 | Tube, Brake Line Right | | |
| 8 | 840000047 | 1 | Filter Assembly Gear Pump Pressure | | |
| 8A | 840000048 | 1 | Filter Replacement Element | | Included with #12 |
| 8B | 840000049 | 1 | O-ring for the bowl | | Included with #12 |
| 8C | 840000051 | 1 | Backup O-ring for filter | | Included with #12 |
| 9 | 800302208 | 2 | Fitting, 8 FLM x 12 ORM 90 | | |
| 10 | 902003190 | 6 | Washer, Flat 1/4 ZP | | |
| 11 | 902201085 | 2 | Washer, Lock 1/4 ZP | | |
| 12 | 900002405 | 2 | Bolt HHCS 1/4-20 x 1 G5 ZP | | |
| 13 | 190100002 | 1 | Bracket, Pressure Filter/Water Valve | | |
| 14 | 901000562 | 2 | Coupler nut 5/8-11 | | |
| 15 | 902201110 | 2 | Washer Lock 5/8 ZP | | |
| 16 | 900003665 | 2 | Bolt HHCS 5/8-11 x 1 1/2 G5 ZP | | |
| 17 | 915002564 | 2 | U-Bolt 1/4-20 x 1 3/8 DIA | | Bolts the water valve to the bracket |
| 18 | 400000713 | 1 | Water Valve | | |
| 19 | 902003190 | 4 | Washer Flat 1/4 G5 ZP | | |
| 20 | 901003000 | 4 | Nut, Nylock 1/4-20 ZP | | |
| 21 | 915002000 | 2 | Clamp, Stauff | | Clamps hard brake lines to brake line bracket |
| 22 | 190100200 | 2 | Bracket, Brake Line | | |
| 23 | 840000012 | 1 | Main Hydraulic Filter Assembly | | Mounted on the return side |
| 23A | 840000060 | 1 | Hydraulic Filter Head | | Included with # 17 |
| 23B | 840000061 | 1 | O-ring, Hydraulic Filter | | Included with # 17 |
| 23C | 840000062 | 1 | Hydraulic Filter Can | | Included with # 17 |
| 23D | 840000013 | 1 | Replacement Filter Element | | Included with # 17 |
| 23E | 840000063 | 1 | Spring, Hydraulic Filter | | Included with # 17 |
| 23F | 840000064 | 1 | Cap, Hydraulic Filter Spring | | Included with # 17 |
| 24 | 800302147 | 2 | Fitting, 16 FLM x 24 ORM | | Used on the hydraulic filter housing |
| 25 | 100100100 | 1 | Frame Cross Member | | |
| 26 | 100100102 | 1 | Rear Cross Member | | |
| 27 | 800302459 | 2 | Fitting, 6 FLM x 6 FLM BLKHD | | |
| 28 | NA | 2 | Jam nut comes with 800302459 | | |
| 29 | 800304505 | 4 | Fitting, 8 FLM x 8 FLM BLKHD | | Used on rear of frame rails for the suspension |
| 30 | NA | 4 | Jam nut comes with 800304505 | | |
| 31 | 800403640 | 2 | Fitting, 20 FLF x 20 FLM 90 | | Used between ram cylinder & suspension accumulator |
| 32 | 800302450 | 2 | Fitting, 20 FLM x 24 ORM | | Used on the ram suspension cylinder |
| 33 | 800405000 | 4 | Fitting, 8 FLM x 6 ORM | | |
| 34 | 800303022 | 2 | Fitting, 6 FLM x 6 ORM | | |
| 35 | 100106052 | 2 | Rear Suspension load cylinder small | | Seal kit # 100106056 |
| 36 | 100106059 | 2 | Cylinder, Ram Rear 3 1/2 in | | Seal kit # 100106062 |
| 37 | 100109005 | 1 | Bracket, Tracking Rod | | |
| 38 | 100100603 | 1 | Bracket, Hydraulic Filter | | |

Station 1 Frame • AS1210

FRAME • AS1210 • FRAME • AS1210 • FRAME • AS1210 • FRAME • AS1210 • FRAME • AS1210 • FRAME • AS1210 • FRAME • AS1210 • FRAME • AS1210 • FRAME • AS1210 • FRAME • AS1210 • FRAME • AS1210 • FRAME • AS1210 • FRAME • AS1210 • FRAME • AS1210

AS1210



| Item | Part Number | Qty | Description | Size | Comments |
|------|-------------|-----|---------------------------------|------|--|
| 1 | 800302148 | 2 | Fitting, 12 FLM x 12 PM Long | | Bottom of transmission cooler |
| 2 | 201200122 | 1 | Radiator , Assy Cummins 215/275 | | |
| 3 | 800404265 | 1 | Fitting, 16 FLM x 16 ORM 90 | | Left side of Cooling package |
| 4 | 900002600 | 2 | Bolt HHCS 5/16-18 x 3/4 G5 ZP | | |
| 5 | 902201095 | 2 | Washer, Lock 5/16 ZP | | |
| 6 | 201200076 | 2 | Cooling Package Brace | | |
| 7 | 201200123 | 1 | Hood Guide Left Cummins | | |
| 8 | 900002815 | 2 | Bolt, HHCS 3/8-16 X 1 Grade 5 | | |
| 9 | 420120500 | 1 | Drier A/C | | |
| 10 | 201200093 | 1 | Cap, Radiator | | |
| 11 | 700100131 | 1 | Sensor, Coolant Level | | |
| 12 | 800302161 | 1 | Fitting, 4 PM x 6 HB | | |
| 13 | 201200124 | 1 | Hood Guide Right Cummins | | |
| 14 | 800404254 | 1 | Fitting, 12 FLM x 16 ORM 90 | | Right side of Cooling package |
| 15 | 201200114 | 1 | Fan Shroud Cummins | | |
| 16 | 902003195 | 4 | Washer Flat 5/16 G5 ZP | | |
| 17 | 902201095 | 4 | Washer Lock 5/16 ZP | | |
| 18 | 900002600 | 4 | Bolt HHCS 5/16-18 x 3/4 G5 ZP | | |
| 19 | ENGCUM275 | 1 | Engine Cummins QSB 6.7 Tier III | | 275 hp Cummins Tier III, 655 ft-lbs@1500 rpm |
| 20 | 901003040 | 4 | Nut Nylock 1/2-13 ZP | | |
| 21 | 902003210 | 4 | Washer Flat 1/2 G5 ZP | | |
| 22 | 490002725 | 2 | Rear Engine Mount Isolator | | |
| 23 | 900003245 | 4 | Bolt HHCS 1/2-13 x 1 1/2 G8 ZP | | |
| 24 | 200500100 | 2 | Transmission Support Lower | | |
| 25 | 100100201 | 1 | Engine Bolster | | |
| 26 | 201200009 | 2 | Lower Radiator Isolator | | Mounts the radiator to the bolster on the bottom |
| 27 | 901003040 | 4 | Nut Nylock 1/2-13 ZP | | |
| 28 | 902003210 | 4 | Washer Flat 1/2 G5 ZP | | |
| 29 | 290001000 | 2 | Front Engine Mount Isolator | | |
| 30 | 900003245 | 4 | Bolt HHCS 1/2-13 x 1 1/2 G8 ZP | | |
| 31 | 100100607 | 1 | Front Outrigger Brace AS1210 | | Ties the two front tank mount brackets together |
| 32 | 100100004 | 4 | Nut Flanged 5/8-11 Salt Bath | | |
| 33 | 1001408004 | 4 | Bracket, Tie-down | | |
| 34 | 100100507 | 1 | Rear Cab Support | | |
| 35 | 100100601 | 5 | Tank Mount Support | | |
| 36 | 490002600 | 2 | Front Cab Isolator | | |
| 37 | 901003040 | 6 | Nut Nylock 1/2-13 ZP | | |
| 38 | 900003245 | 6 | Bolt HHCS 1/2-13 X 1 1/2 G8 ZP | | |
| 39 | 902201110 | 4 | Washer Lock 5/8 ZP | | |
| 40 | 900003665 | 4 | Bolt HHCS 5/8-11 X 1 1/2 | | |
| 41 | 100100001 | 2 | Bolt, Salt Bath 5/8-11 X 2 | | |
| 42 | 100100615 | 2 | Backing Plate | | Mounts the tank skid to the frame rail |
| 43 | 100108058 | 2 | Bracket, Front Suspension | | Heavy Duty Arrow Head |
| 44 | 100108018 | 1 | Rear Suspension Bracket Right | | Heavy Duty Cobra Head |
| 45 | 100108017 | 1 | Rear Suspension Bracket Left | | Heavy Duty Cobra Head |
| 46 | 800302207 | 2 | Fitting, 8 FLM x 8 FLF 45 | | Used on the product pump |

Station 1 **Frame • AS1210**

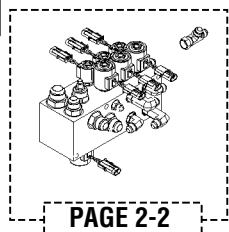
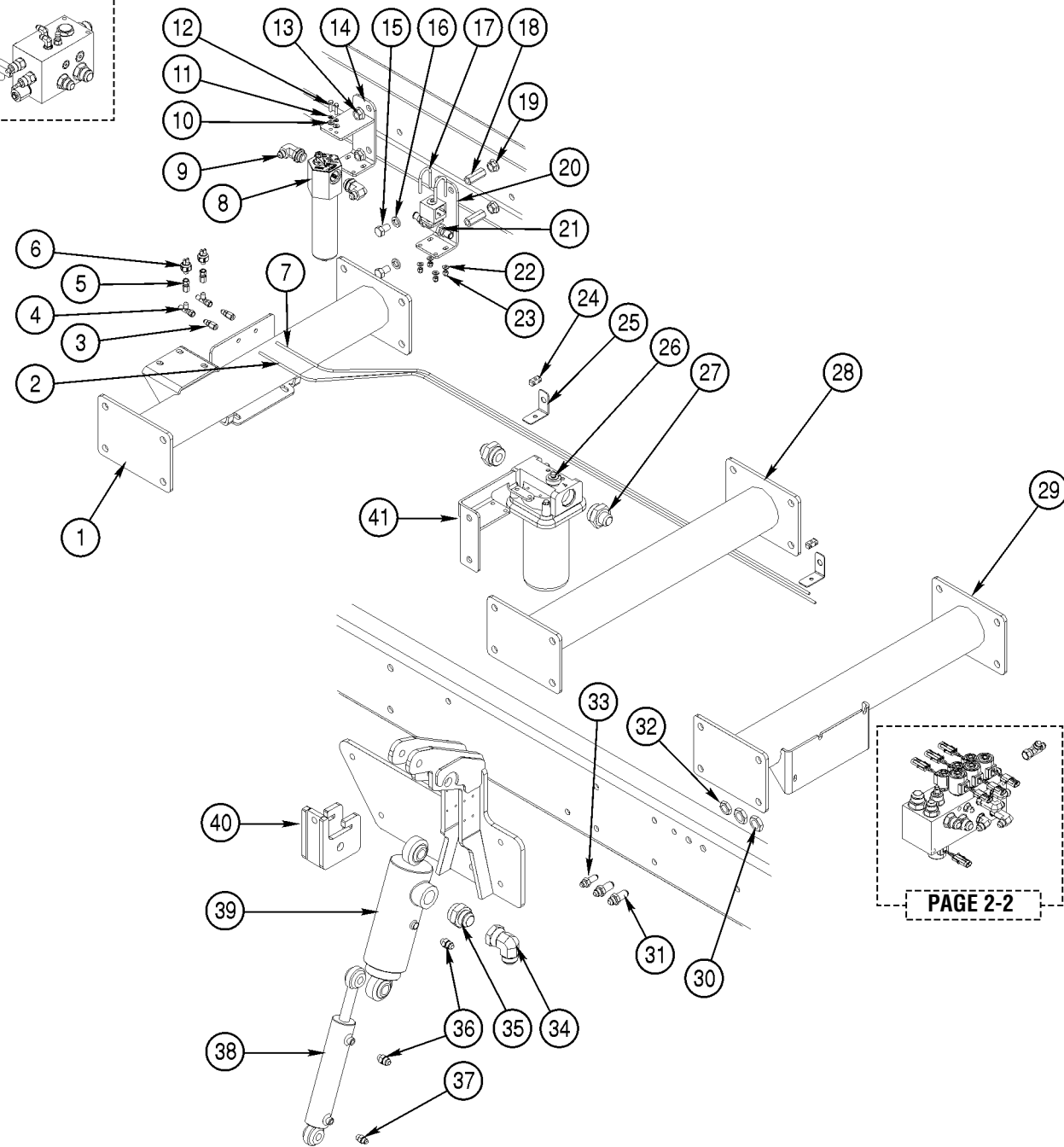

FRAME • AS1210 • FRAME • AS1210 • FRAME • AS1210 • FRAME • AS1210 • FRAME • AS1210 • FRAME • AS1210 • FRAME • AS1210 • FRAME • AS1210 • FRAME • AS1210 • FRAME • AS1210 • FRAME • AS1210 • FRAME • AS1210 • FRAME • AS1210 • FRAME • AS1210

| Item | Part Number | Qty | Description | Size | Comments |
|------|-------------|-----|-----------------------------------|------|---|
| 47 | 800302445 | 2 | Fitting, 8 FLM x 8 ORM | | Used on the product pump |
| 48 | 690000008 | 1 | Bracket, Product Pump | | |
| 49 | 100100000 | 1 | Frame Rail Left | | |
| 50 | NA | 2 | Jam nut that comes with 800302459 | | |
| 51 | 900003245 | 2 | Bolt HHCS 1/2-13 x 1 1/2 G8 ZP | | |
| 52 | 800302459 | 2 | Fitting, 6 FLM x 6 FLM BLKHD | | Steering bulkhead in the front of bolster |
| 53 | 490002610 | 2 | Upper Radiator Isolator | | Mounted in the side of the bolster |
| 54 | 900106526 | 2 | Bolt BHCS 3/8-16 x 2 | | |
| 55 | 902002047 | 4 | Washer, Fender 3/8 ID 1 1/2 OD | | |
| 56 | 901003020 | 2 | Nut Nylock 3/8-16 ZP | | |
| 57 | 100100221 | 2 | Carrier Bearing | | 100100286 is bushing for carrier |
| 58 | 902003210 | 2 | Washer Flat 1/2 G5 ZP | | |
| 59 | 901003040 | 2 | Nut Nylock 1/2-13 ZP | | |
| 60 | 420000109 | 1 | Bracket, Hood Striker | | |
| 61 | 420000115 | 1 | Hood Striker | | |
| 62 | 900003200 | 1 | Washer Flat 3/8 G5 ZP | | |
| 63 | 902201090 | 1 | Washer Lock 3/8 ZP | | |
| 64 | 900002805 | 1 | Bolt HHCS 3/8-16 x 3/4 G5 ZP | | |

Station 1 **Frame • AS1210**

FRAME • AS1210 • FRAME • AS1210 • FRAME • AS1210 • FRAME • AS1210 • FRAME • AS1210 • FRAME • AS1210 • FRAME • AS1210 • FRAME • AS1210 • FRAME • AS1210 • FRAME • AS1210 • FRAME • AS1210 • FRAME • AS1210 • FRAME • AS1210 • FRAME • AS1210

Frame Detail



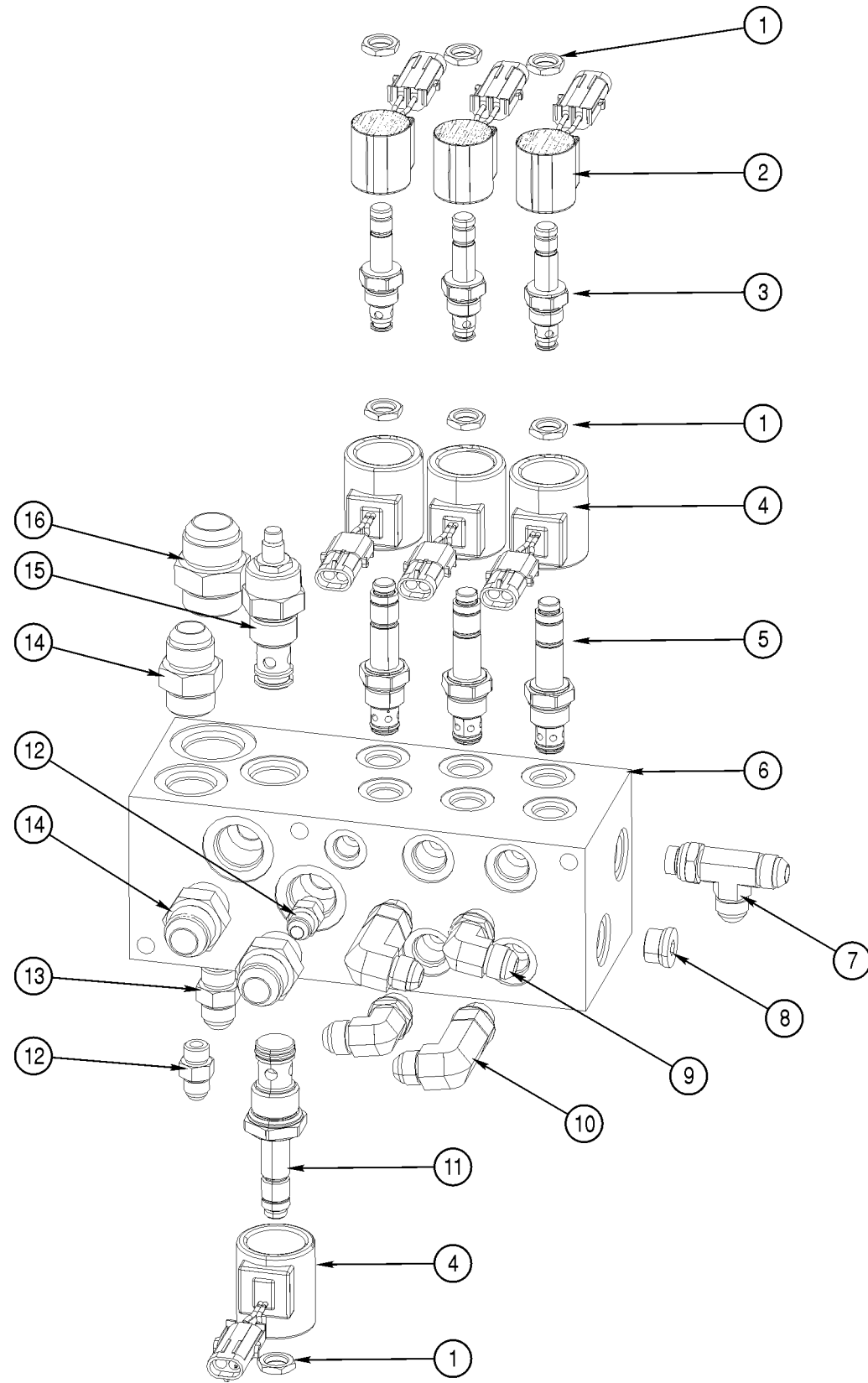
| Item | Part Number | Qty | Description | Size | Comments |
|------|-------------|-----|--------------------------------|------|--|
| 1 | 100100101 | 1 | Front Cross Member | | |
| 2 | 825000100 | 1 | Brake Line Tube Left | | |
| 3 | 800302206 | 2 | Fitting, 4 FLM x 4 FLLS BLKHD | | Fitting used on front cross member for brake lines |
| 4 | 800302168 | 2 | Fitting, 4 FLM x 4 FLM x 4 FLM | | Used on brake pressure switch |
| 5 | 800302196 | 2 | Fitting, 4 FLF x 4 PF | | Used on brake pressure switch |
| 6 | 700020101 | 2 | Brake Pressure Switch | | |

| Item | Part Number | Qty | Description | Size | Comments |
|------|-------------|-----|---------------------------------------|------|--|
| 7 | 825000200 | 1 | Brake Line Tube Right | | |
| 8 | 840000047 | 1 | Gear Pump pressure Filter Assembly | | |
| 8A | 840000048 | 1 | Filter Replacement Element | | Included with # 840000047 |
| 8B | 840000049 | 1 | O-ring for the bowl | | Included with # 840000047 |
| 8C | 840000051 | 1 | Backup O-ring for filter | | Included with # 840000047 |
| 9 | 800302208 | 2 | Fitting, 8 FLM x 12 ORM 90 | | Used on gear pump pressure filter |
| 10 | 902003190 | 2 | Washer Flat 1/4 G5 ZP | | |
| 11 | 902201085 | 2 | Washer Lock 1/4 ZP | | |
| 12 | 900002405 | 2 | Bolt HHCS 1/4-20 x 1 G5 ZP | | |
| 13 | 100100004 | 2 | Nut, 5/8-11 Salt Bath | | |
| 14 | 190100002 | 1 | Bracket, Pressure Filter/ Water Valve | | |
| 15 | 900003665 | 2 | Bolt HHCS 5/8-11 x 1 1/2 G5 ZP | | |
| 16 | 902201110 | 2 | Washer Lock 5/8 ZP | | |
| 17 | 915002564 | 2 | U-Bolt 1/4-20 x 1 3/8 DIA | | Bolts the water valve to the bracket |
| 18 | 901000562 | 2 | Coupler nut 5/8-11 | | |
| 19 | 100100004 | 2 | Nut, 5/8-11 Salt Bath | | |
| 20 | 190100001 | 1 | Bracket, Water Valve | | |
| 21 | 400000713 | 1 | Water Valve | | |
| 22 | 902003190 | 4 | Washer Flat 1/4 G5 ZP | | |
| 23 | 901003000 | 4 | Nut, Nylock 1/4-20 ZP | | |
| 24 | 915002000 | 2 | Clamp, Stauff | | |
| 25 | 190100200 | 2 | Bracket, Brake Line | | |
| 26 | 840000012 | 1 | Return Line Filter Assembly | | |
| 26A | 840000060 | 1 | Hydraulic Filter Head | | Included with # 840000012 |
| 26B | 840000061 | 1 | O-ring, Hydraulic Filter | | Included with # 840000012 |
| 26C | 840000062 | 1 | Hydraulic Filter Can | | Included with # 840000012 |
| 26D | 840000013 | 1 | Replacement Filter Element | | Included with # 840000012 |
| 26E | 840000063 | 1 | Spring, Hydraulic Filter | | Included with # 840000012 |
| 26F | 840000064 | 1 | Cap, Hydraulic Filter Spring | | Included with # 840000012 |
| 27 | 800302147 | 2 | Fitting, 16 FLM x 24 ORM | | Used on hydraulic filter housing |
| 28 | 100100100 | 1 | Cross Member | | |
| 29 | 100100200 | 1 | Rear Cross Member | | |
| 30 | NA | 4 | Jam nut comes with 800304505 | | |
| 31 | 800304505 | 4 | Fitting, 8 FLM x 8 FLM BLKHD | | Used on rear of rail for the suspension |
| 32 | NA | 4 | Jam nut comes with 800302459 | | |
| 33 | 800302459 | 4 | Fitting, 6 FLM x 6 FLM BLKHD | | |
| 34 | 800403640 | 2 | Fitting, 20 FLF x 20 FLM 90 | | Used between ram cylinder & suspension accumulator |
| 35 | 800302450 | 2 | Fitting, 20 FLM x 24 ORM | | Used on the ram suspension cylinder |
| 36 | 800405000 | 4 | Fitting, 8 FLM x 6 ORM | | Used on both suspension cylinders |
| 37 | 800303022 | 2 | Fitting, 6 FLM x 6 ORM | | |
| 38 | 100106052 | 2 | Rear Suspension Load Cylinder | | Seal kit part # 100106056 |
| 39 | 100106059 | 2 | Cylinder Ram Rear 3 1/2 | | Seal kit part # 100106062 |
| 40 | 100109005 | 1 | Bracket, Tracking Rod | | |
| 41 | 100100603 | 1 | Bracket, Hydraulic Filter | | |

Station 1 Suspension Manifold • AS710, AS1010 & AS1210

SUSPENSION MANIFOLD • AS710, AS1010 & AS1210 • SUSPENSION MANIFOLD • AS710, AS1010 & AS1210 • SUSPENSION MANIFOLD • AS710, AS1010 & AS1210 • SUSPENSION MANIFOLD • AS710, AS1010 & AS1210 • SUSPENSION MANIFOLD • AS710, AS1010 & AS1210 • SUSPENSION MANIFOLD • AS710, AS1010 & AS1210

Suspension Manifold

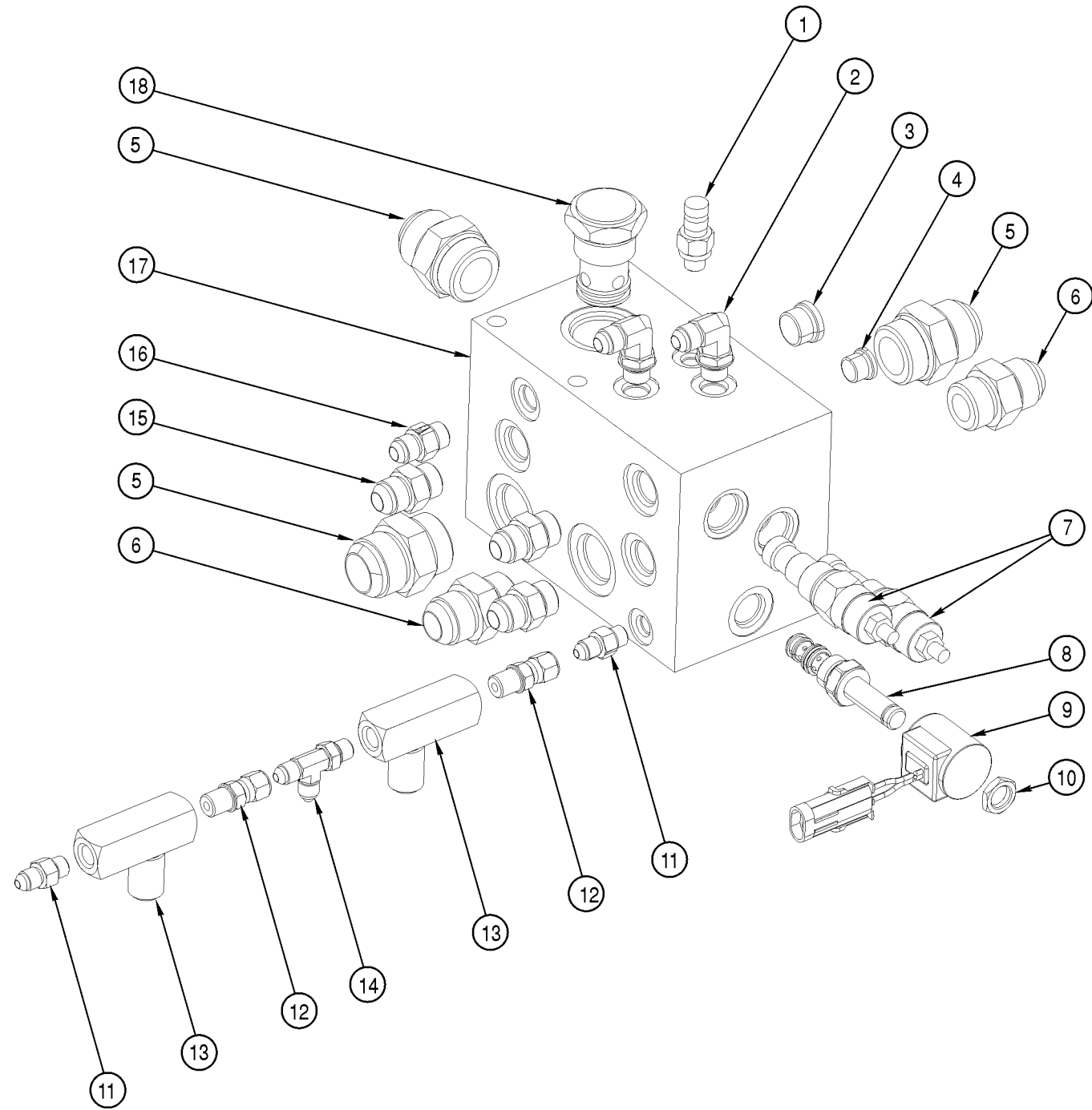


| Item | Part Number | Qty | Description | Size | Comments |
|------|-------------|-----|---------------------------------------|-------|--|
| 1 | 840000054 | 7 | Spool valve nut used on all manifolds | | Torque to 18 in-lbs |
| 2 | 700100135 | 3 | Solenoid coil Hydroforce w/diode | small | This replaces all small hydroforce coils in the past |
| 3 | 840000031 | 3 | Cartridge Valve | | Seal kit # 830000001, Torque to 18-20 ft-lbs |
| 4 | 700100136 | 4 | Solenoid coil Hydroforce w/diode | large | This replaces all large hydroforce coils in the past |
| 5 | 840000015 | 3 | Cartridge Valve | | Seal kit # 830000007, Torque to 25-27 ft-lbs |
| 6 | 840000008 | 1 | Suspension Block Assembly | | Complete w/fittings, coils, and valves |
| 7 | 800302195 | 1 | Fitting, 8 FLF x 8 FLM x 8 FLM | | |
| 8 | 800000600 | 2 | Plug 5/8 inch O-ring hex | | |
| 9 | 800404230 | 2 | Fitting, 8 FLM x 8 ORM 90 | | |
| 10 | 800302152 | 2 | Fitting, 8 FLM x 8 ORM 90 long | | |
| 11 | 840000014 | 1 | Cartridge Valve for Product Pump | | Seal kit # 830000009, Torque to 33-37 ft-lbs |
| 12 | 800303022 | 2 | Fitting, 6 FLM x 6 ORM ST | | 6-F50X |
| 13 | 800302445 | 1 | Fitting, 8 FLM x 8 ORM ST | | 8-F50X |
| 14 | 800303120 | 3 | Fitting, 12 FLM x 12 ORM ST | | |
| 15 | 840000531 | 1 | Cartridge Needle Valve | | Regulates flow to the product pump. Seal kit # 830000009, Torque to 33-37 ft-lbs |
| 16 | 800302410 | 1 | Fitting, 16 FLM x 16 ORM ST | | |

Station 1 Junction Manifold • AS710, AS1010 & AS1210

JUNCTION MANIFOLD • AS710, AS1010 & AS1210 • JUNCTION MANIFOLD • AS710, AS1010 & AS1210 • JUNCTION MANIFOLD • AS710, AS1010 & AS1210 • JUNCTION MANIFOLD • AS710, AS1010 & AS1210 • JUNCTION MANIFOLD • AS710, AS1010 & AS1210 • JUNCTION MANIFOLD

Junction Manifold

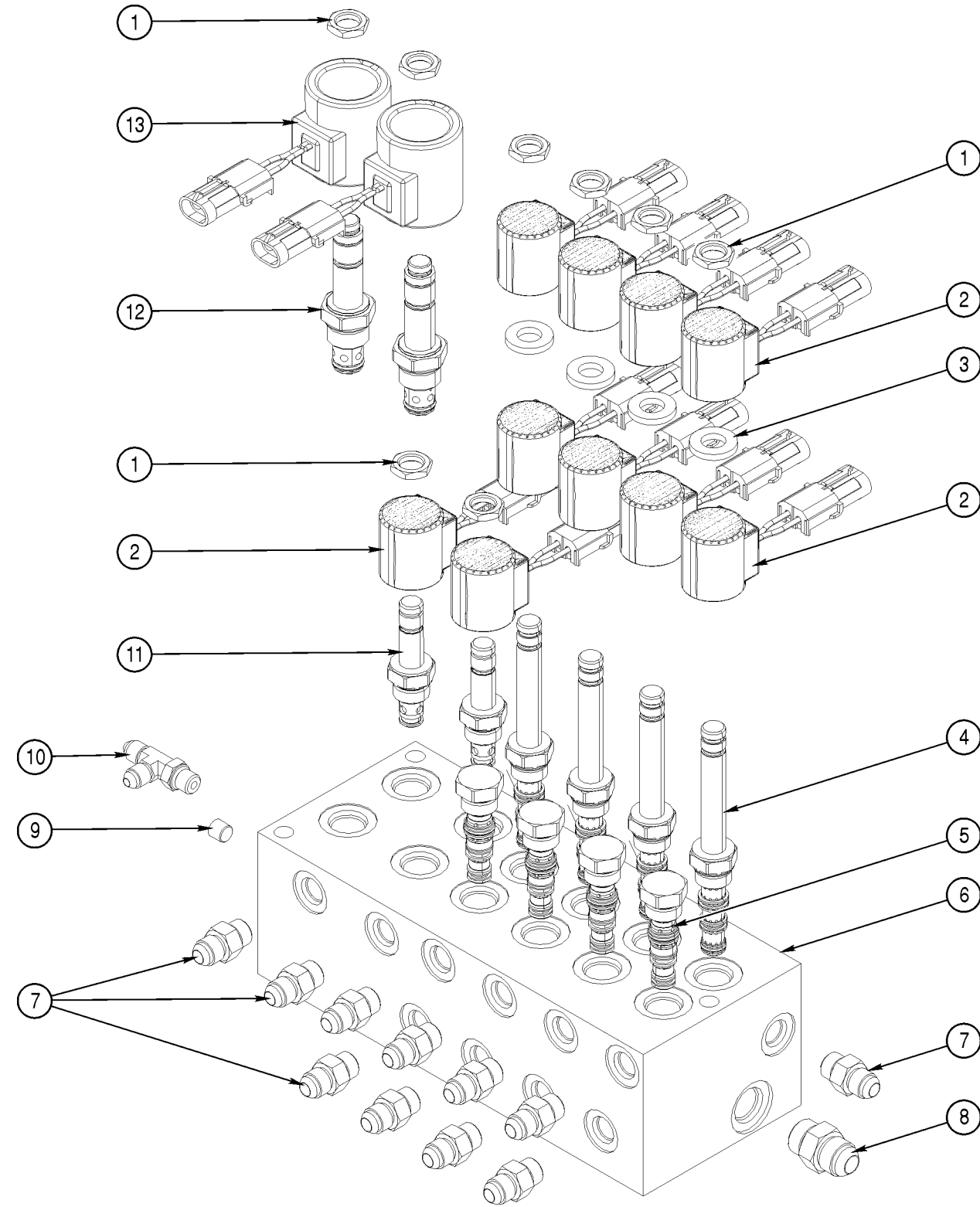


| Item | Part Number | Qty | Description | Size | Comments |
|------|-------------|-----|----------------------------------|------|---|
| 1 | 800302146 | 1 | Fitting, QDC Pressure Port | 3/8 | Pressure should be 2400 psi at this point |
| 2 | 800404215 | 2 | Fitting, 6 FLM X 6 ORM 90 | | |
| 3 | 800000590 | 1 | Plug ST O/R 1/2 Hex | | 8-HP50N |
| 4 | 800000690 | 1 | Plug ST O/R 3/8 Hex | | 6-HP50N |
| 5 | 800302410 | 3 | Fitting, 16 FLM X 16 ORM | | |
| 6 | 800303120 | 2 | Fitting, 12 FLM X 12 ORM | | |
| 7 | 840000017 | 2 | Steering Counter-balance Valve | | Seal kit #830000016 |
| 8 | 800000330 | 1 | Cartridge Valve | | For parking brake and ladder, seal kit #830000018 |
| 9 | 700100135 | 1 | Solenoid Coil Hydroforce w/diode | | Direct replacement for all small hydroforce coils |
| 10 | 840000054 | 1 | Nut for Spool Valve | | Used on all manifolds, Torque to 18 in-lbs |
| 11 | 800302185 | 2 | Fitting, 4 FLM X 4 ORM | | |
| 12 | 800302239 | 2 | Fitting, 4 FLF X 4 ORM | | |
| 13 | 800302489 | 2 | Flow Control Valve 1/4in o-ring | | Used to adjust ladder and parking brake |
| 14 | 800302238 | 1 | Fitting, 4 ORM X 4 FLM X 4 FLM | | |
| 15 | 800302445 | 3 | Fitting, 8 FLM X 8 ORM | | |
| 16 | 800302022 | 1 | Fitting, 6 FLM X 6 ORM | | |
| 17 | 840000007 | 1 | Junction Block Assembly | | Complete assembly with fittings, valves and coil |
| 18 | 840000045 | 1 | Check Valve 30 psi | | |

Station 1 Boom Manifold • AS710, AS1010 & AS1210

BOOM MANIFOLD • AS710, AS1010 & AS1210 · BOOM MANIFOLD • AS710, AS1010 & AS1210 · BOOM MANIFOLD • AS710, AS1010 & AS1210 · BOOM MANIFOLD • AS710, AS1010 & AS1210 · BOOM MANIFOLD • AS710, AS1010 & AS1210 · BOOM MANIFOLD • AS710, AS1010 & AS1210

Boom Manifold

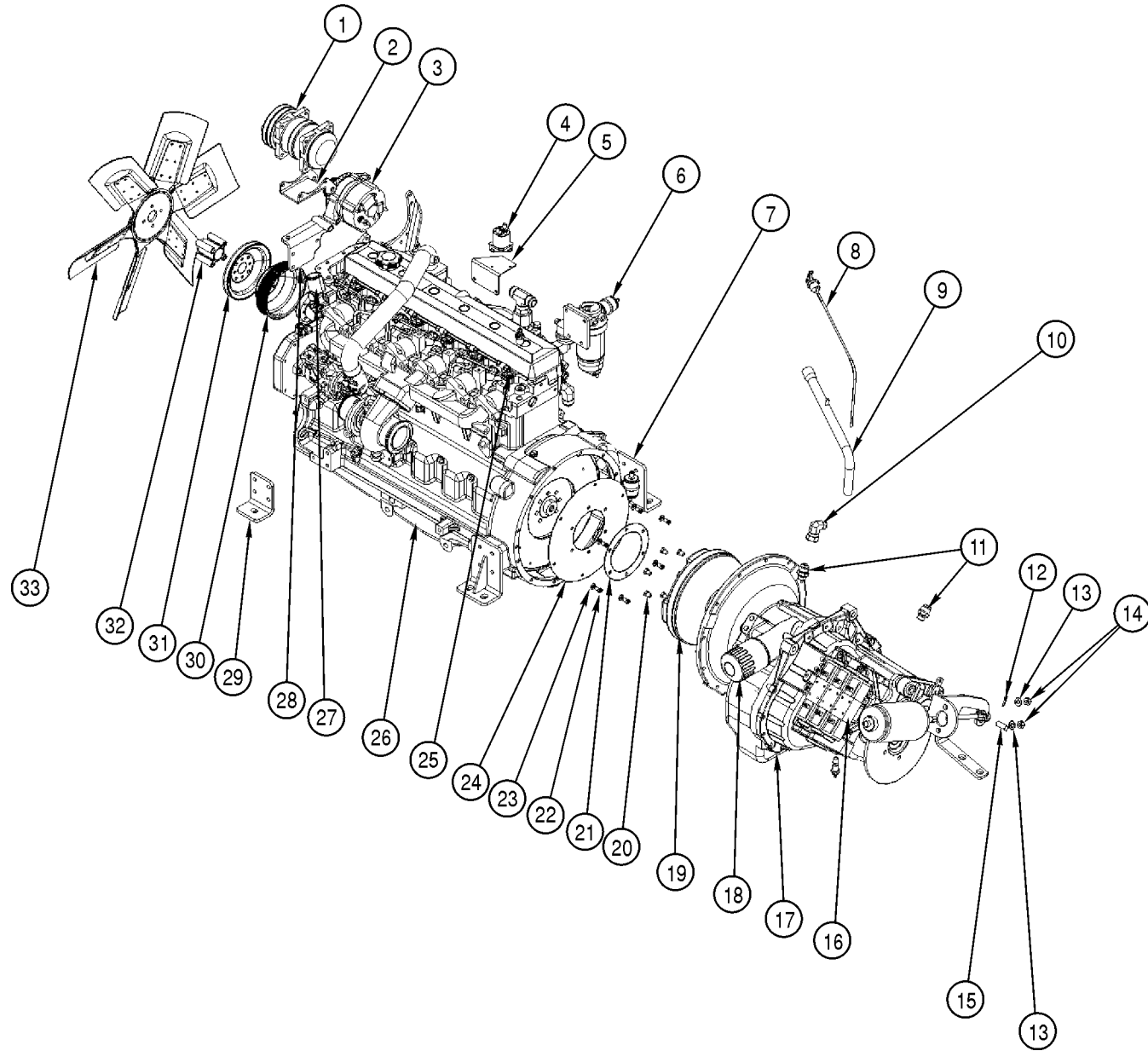


| Item | Part Number | Qty | Description | Size | Comments |
|------|-------------|-----|---------------------------------------|-------|--|
| 1 | 840000054 | 8 | Nut for spool valves on all manifolds | | Torque to 18 in-lbs |
| 2 | 700100135 | 10 | Solenoid coil Hydroforce w/diode | small | This coil is a direct replacement for all small hydroforce |
| 3 | 830000022 | 4 | Washer, spacer between small coils | | |
| 4 | 800000331 | 4 | Cartridge Valve | | Seal kit # 830000004, Torque to 18-20 ft-lbs |
| 5 | 840000016 | 4 | Check Valve | | Seal kit # 830000020, Torque to 18-20 ft-lbs |
| 6 | 840000009 | 1 | Boom manifold block | | Complete with fittings, spools, and coils |
| 7 | 800303022 | 11 | Fitting, 6 FLM x 6 ORM ST | | 6-F50X |
| 8 | 800302445 | 1 | Fitting, 8 FLM x 8 ORM ST | | 8-F50X |
| 9 | 800302177 | 1 | Fitting, 1/8 NPT Plug | | |
| 10 | 800302238 | 1 | Fitting, 4 ORM x 4 FLM x 4 FLM | | |
| 11 | 840000031 | 2 | Cartridge Valve | | Seal kit # 830000001, Torque to 18-20 ft-lbs |
| 12 | 840000015 | 2 | Cartridge Valve | | Seal kit # 830000007 |
| 13 | 700100136 | 2 | Solenoid coil Hydroforce w/diode | large | This coil is a direct replacement for all large hydroforce |

Station 1 Engine & Transmission • AS710

ENGINE & TRANSMISSION • AS710 • ENGINE & TRANSMISSION • AS710 • ENGINE & TRANSMISSION • AS710 • ENGINE & TRANSMISSION • AS710 • ENGINE & TRANSMISSION • AS710 • ENGINE & TRANSMISSION • AS710 • ENGINE & TRANSMISSION • AS710 • ENGINE & TRANSMISSION • AS710

Engine & Transmission
AS710
Left Rear View

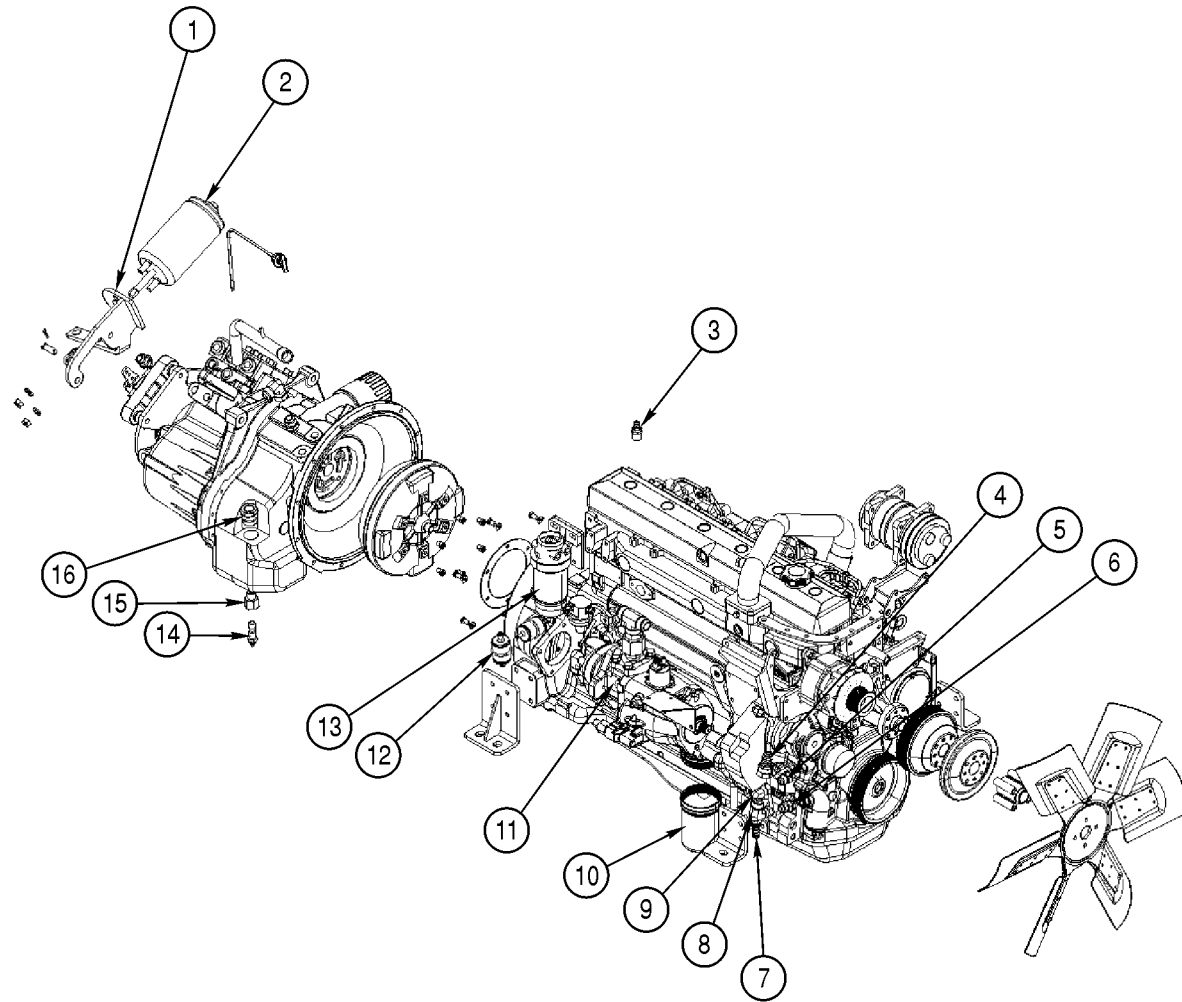


| Item | Part Number | Qty | Description | Size | Comments |
|------|-------------|-----|--------------------------------------|------|---|
| 1 | 420100000 | 1 | Compressor A/C | | Used on all models 05' and newer |
| 2 | 200100005 | 1 | Base, A/C Compressor | | |
| 3 | 201450501 | 1 | Alternator | | |
| 4 | 700100108 | 1 | Solenoid, Deere Grid Heater | | |
| 5 | 290000917 | 1 | Bracket, Solenoid Deere Cold Start | | |
| 6 | 201450290 | 1 | Filter, Fuel In-line | | |
| 7 | 290000909 | 2 | Mount, Engine Rear | | Brkt to eng bolt, M12 x 1.75 x 30. Brkt to isolator bolt, 3/4-16 x 5. |
| 8 | 300000021 | 1 | Dipstick Transmission | | |
| 9 | 300000011 | 1 | Tube Dipstick Transmission | | |
| 10 | 800403625 | 1 | Fitting, 12 FLX X 12 FLM 90 | | |
| 11 | 800302453 | 2 | Fitting, 12 FLM X 8 BSPP | | |
| 12 | N/A | 1 | Cotter Pin for Pin in Clevis | | Included with 350000353 |
| 13 | 901100466 | 2 | Washer, Flat M12 | | |
| 14 | 901100167 | 2 | Nut, M12 X 1.75 G10.9 | | |
| 15 | N/A | 1 | Pin, Clevis for Parking Brake Can | | Included with 350000353 |
| 16 | 300500074 | 1 | Spool and Coil Assembly | | |
| 17 | 350000250 | 1 | Transmission Power Shift ITL/JCB | | 4 Speed, Includes torque converter and filter |
| 18 | 300000100 | 1 | Filter Transmission | | |
| 19 | 301010000 | 1 | Torque Converter | | |
| 20 | 301010101 | 6 | Bolt, Torque Converter 3/8-24 X 1/2 | | |
| 21 | N/A | 1 | Ring, Flex plate | | Included with #23 |
| 22 | 301010102 | 6 | Bolt, Torque Converter 5/16-24 X 3/4 | | |
| 23 | 301010103 | 6 | Washer, Plain Torque Converter | | |
| 24 | 301010100 | 1 | Flex plate Kit, Converter | | Includes #21 with hardware |
| 25 | 201410201 | 1 | Nipple Fuel 1/4 OD 1.5 Long | | |
| 26 | 200100300 | 1 | Oil Pan | | Gasket part #200100301, Plug part #200100302 |
| 27 | 200200664 | 1 | Thermostat | | |
| 28 | 200100004 | 1 | Bracket, A/C Compressor Deere | | Bolt A/C compressor adjustment 900003285 |
| 29 | 290000908 | 2 | Mount, Engine Front | | Brkt to eng bolt, M12 x 1.75 x 30. Brkt to isolator bolt, 3/4-16 x 5. |
| 30 | N/A | 1 | Deere Fan Pulley | | Included with engine, call to order |
| 31 | N/A | 1 | Deere Compressor Pulley | | Included with engine, call to order |
| 32 | 200100057 | 1 | Spacer, Fan John Deere '07 | | |
| 33 | 200100052 | 1 | Fan, 26.00 JD | | |

Station 1 Engine & Transmission • AS710

ENGINE & TRANSMISSION • AS710 • ENGINE & TRANSMISSION • AS710 • ENGINE & TRANSMISSION • AS710 • ENGINE & TRANSMISSION • AS710 • ENGINE & TRANSMISSION • AS710 • ENGINE & TRANSMISSION • AS710 • ENGINE & TRANSMISSION • AS710 • ENGINE & TRANSMISSION • AS710

Right Front View

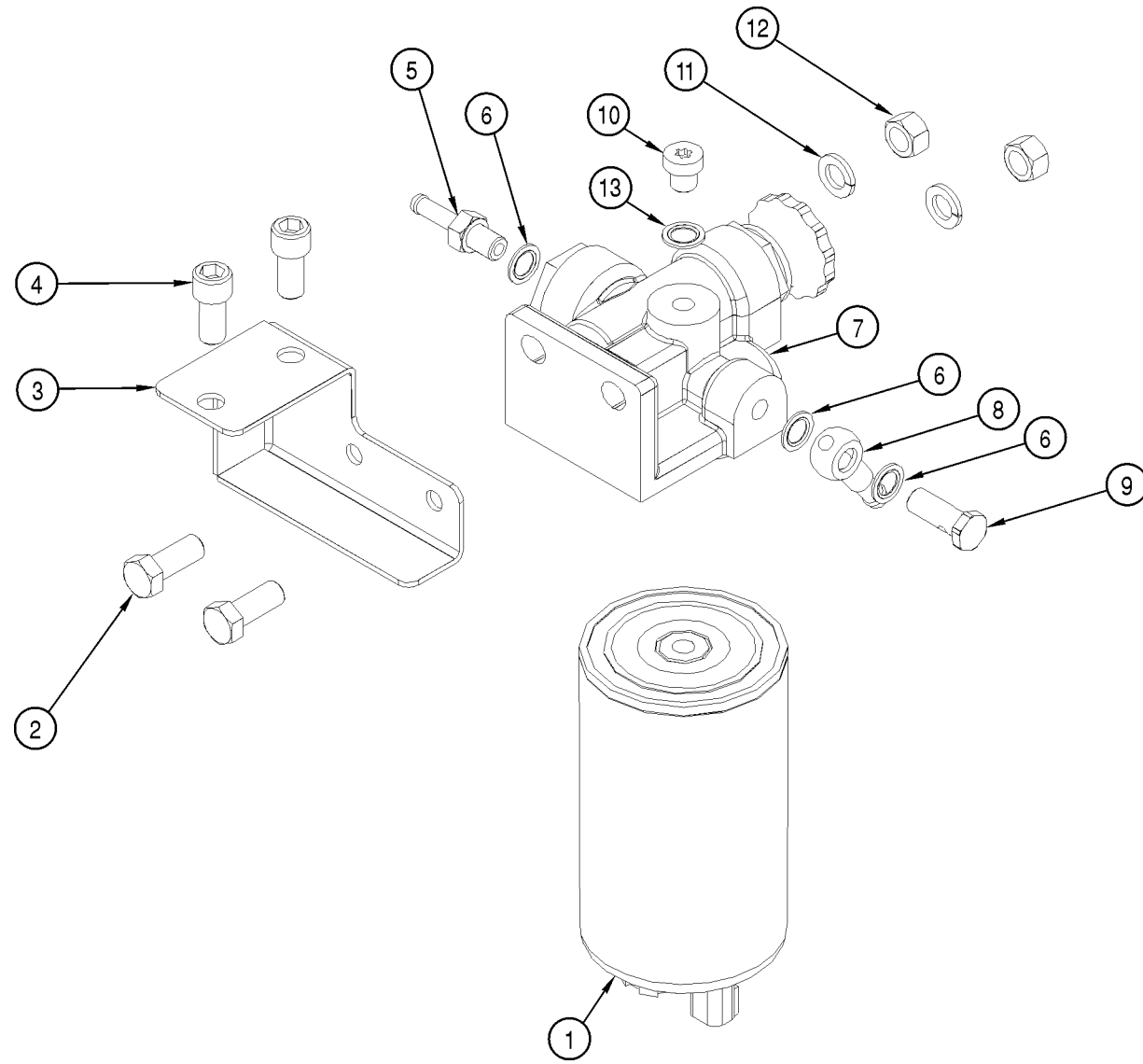


| Item | Part Number | Qty | Description | Size | Comments |
|------|-------------|---------|--------------------------------------|------|---|
| 1 | 390000512 | 1 | Bracket, Park Brake ITL Transmission | | |
| 2 | 350000351 | 1 | Parking Brake Can | | Assy includes clevis, clevis pin, cotter pin, and hardware |
| 3 | 800302179 | 1 | Fitting, 8 PM X 6 HB | | |
| 4 | 800302165 | 1 | Fitting, 12FLF X 12 HB | | |
| 5 | 800302421 | 3 | Fitting, 18mm ORM X 10 FLM | | 3rd occurrence not shown, Mounts to oil cooler |
| 6 | 800302421 | 3 | Fitting, 18mm ORM X 10 FLM | | 3rd occurrence not shown, Mounts to oil cooler |
| 7 | 800302426 | 2 | Fitting, 10 HB X 10 FLF | | 2nd occurrence not shown, Connects to 800302421 at oil cooler |
| 8 | 800302175 | 1 | Fitting, 10 FLF X 12 FLM 90 | | |
| 9 | 800302425 | 1 | Fitting, 10 FLM X 10 FLF 90 | | |
| 10 | 201450300 | 1 | Engine Oil Filter | | |
| 11 | 860000003 | 1 | Hydraulic Pump Assembly Eaton 420 | | Includes gear pump and piston pump |
| 12 | 201450280 | 1 | Filter, Lube (FF5066) FLTGD | | Used on the transmission breather line |
| 13 | 201450302 | 1 | Engine Fuel Filter | | |
| 14 | 390001200 | 1 | Sending Unit, Transmission Temp. | | |
| 15 | 800302178 | 1 | Fitting, Transmission Temp Sensor | | |
| 16 | 300000012 | 1 | Lock Nut and Seal for Dipstick Tube | | |
| | 420130006 | 1 | Belt, A/C Compressor | | Not Shown |
| | 201450506 | 1 | Belt, Engine Fan | | Not Shown |
| | 200100303 | 1 | Starter | | Not Shown |
| | 350000315 | 1 | O-ring Eaton Pump To JD Engine | | Not Shown |
| | 700000437 | 1 | Harness, Grid Heater/Alt JD | | Not Shown |
| | 700000456 | 1 | Harness, Engine AS710 (07) | | Not Shown |
| | RM800100 | 9 feet | Fuel Line 1/4 Inch | | Not Shown |
| | RM800325 | 10 feet | Fuel Line 3/8 Inch | | Not Shown |
| | RM800650 | 20 feet | Hose Heater | | Not Shown |
| | RM800675 | 3 feet | Hose 3/4 Heater | | Not Shown |
| | 700000441 | 1 | Wire Kit, Deere Starter Relay | | Not Shown |

Station 1 Engine & Transmission • AS1010 & AS1210

ENGINE & TRANSMISSION • AS1010 & AS1210 • ENGINE & TRANSMISSION • AS1010 & AS1210 • ENGINE & TRANSMISSION • AS1010 & AS1210 • ENGINE & TRANSMISSION • AS1010 & AS1210 • ENGINE & TRANSMISSION • AS1010 & AS1210 • ENGINE & TRANSMISSION

Cummins Fuel Filter

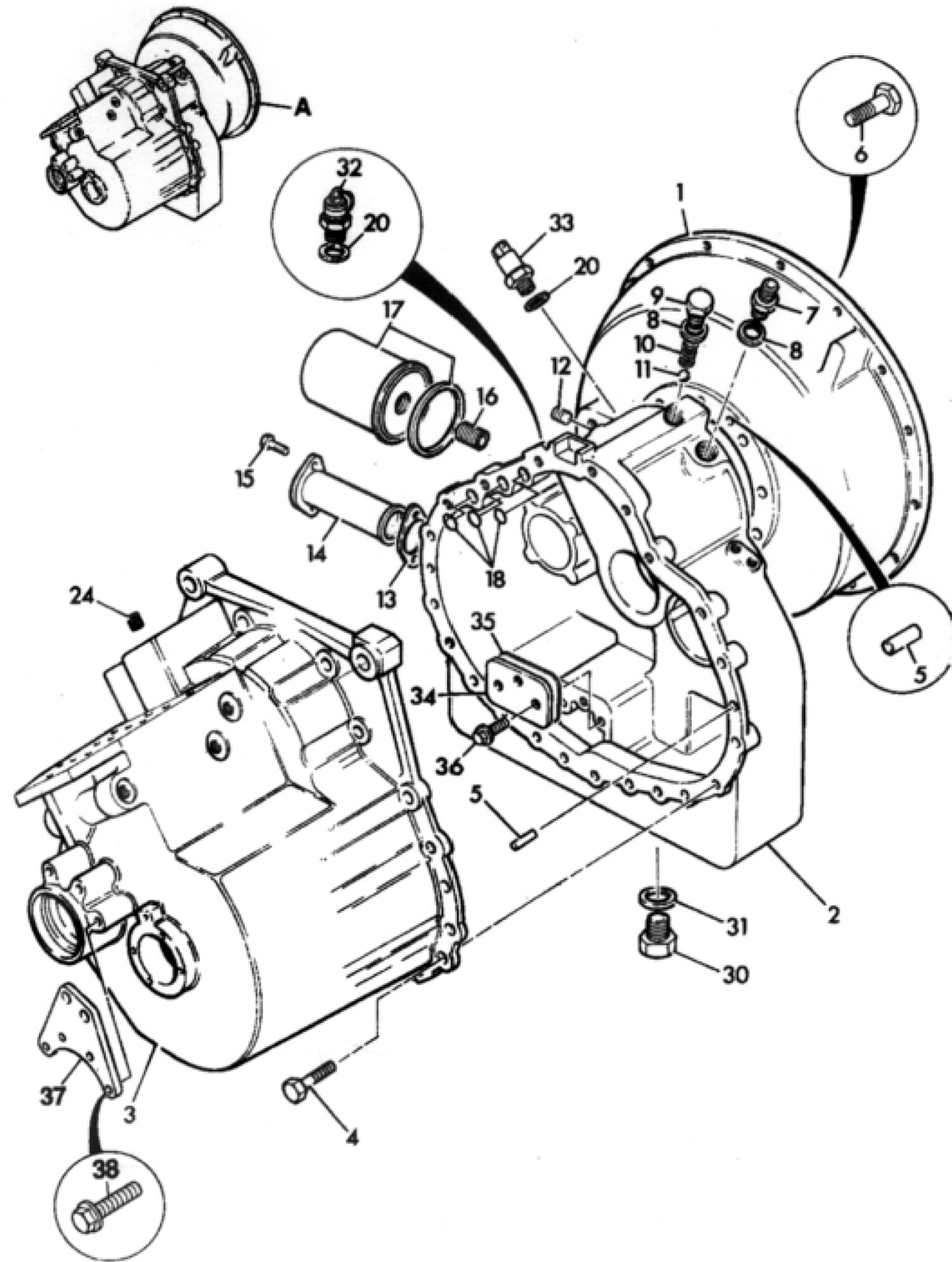


| Item | Part Number | Qty | Description | Size | Comments |
|------|-------------|-----|---------------------------------------|------|----------|
| 1 | 201450242 | 1 | Fuel Filter Cummins Tier III | | |
| 2 | 900100585 | 2 | Bolt, HHCS M12 X 1.75 X 30 | | |
| 3 | 290000923 | 1 | Bracket, Fuel Filter Cummins | | |
| 4 | 900102333 | 2 | Bolt, SHCS M12 X 1.75 X 25 | | |
| 5 | 290000927 | 1 | Fitting, Hose Barb Inlet Fuel Housing | | |
| 6 | 290000929 | 3 | Seal, Washer O-ring Fuel Housing | | |
| 7 | 290000924 | 1 | Housing, Cummins Fuel Filter | | |
| 8 | 290000925 | 1 | Fitting, Banjo Outlet Fuel Housing | | |
| 9 | 290000926 | 1 | Fitting, Banjo Bolt on Fuel Housing | | |
| 10 | 290000928 | 1 | Fitting, Plug Secondary Fuel Outlet | | |
| 11 | 902003047 | 2 | Washer, Lock M12 | | |
| 12 | 901100466 | 2 | Nut, M12 X 1.75 Grade 10.9 | | |
| 13 | 290000930 | 1 | Seal, Washer O-ring Fuel Housing | | |

Station 1 Transmission & Drivetrain • AS710 (PowerShift 750 4-Speed)

TRANSMISSION & DRIVETRAIN • AS710 • TRANSMISSION & DRIVETRAIN • AS710 • TRANSMISSION & DRIVETRAIN • AS710 • TRANSMISSION & DRIVETRAIN • AS710 • TRANSMISSION & DRIVETRAIN • AS710 • TRANSMISSION & DRIVETRAIN • AS710 • TRANSMISSION & DRIVETRAIN • AS710

Transmission & Drivetrain
AS710 (PowerShift 750 4 Speed Transmission)
Assembly

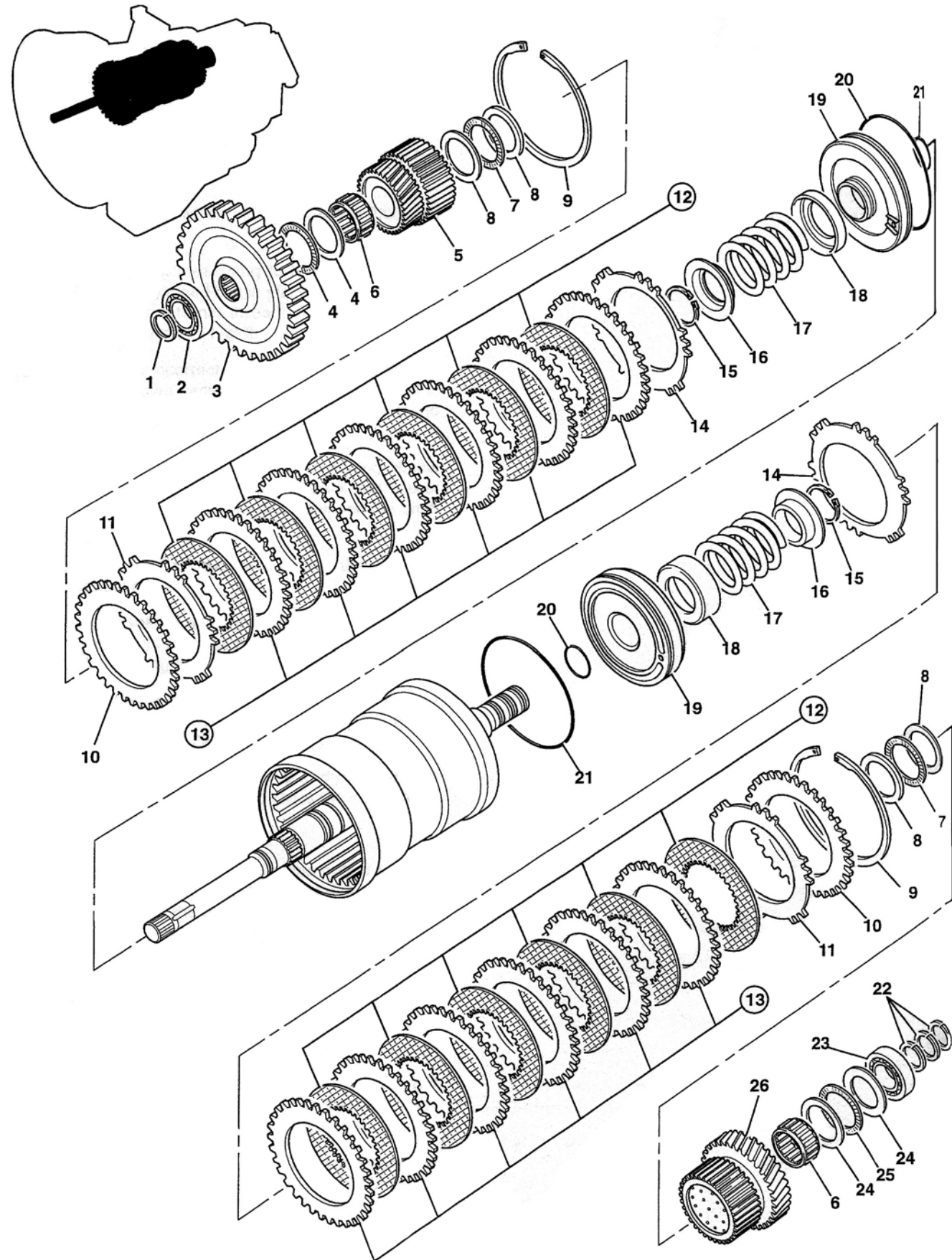


| Item | Part Number | Qty | Description | Size | Comments |
|------|-------------|-----|-----------------------------------|------|---------------------------------------|
| A | 35000250 | 1 | Transmission, Assembly, PS750 | | |
| 1 | 300500001 | 1 | Housing, Flywheel | | |
| 2 | 300500002 | 1 | Casing, Front, PS750 | | |
| 3 | 300500003 | 1 | Casing, Rear, PS750 | | |
| 4 | 300000391 | 19 | Casing Joint Bolt | | |
| 5 | 300000310 | 2 | Dowel | | |
| 6 | 300500006 | 11 | Screw, M10 X 35 | | |
| 7 | 300000060 | 1 | Adapter, 5/8 X 1/2 M/M | | |
| 8 | 300000055 | 2 | Seal, Bonded, 1/2 BSP | | |
| 9 | 300000480 | 1 | Plug | | Used on the relief valve in this view |
| 10 | 300000445 | 1 | Spring, Relief Valve | | |
| 11 | 300000585 | 1 | Bearing, 14dia Ball, Relief Valve | | |
| 12 | 300500012 | 8 | Plug, 3/8 Tapered | | |
| 13 | 300000430 | 1 | Gasket, Suction Strainer | | |
| 14 | 300000095 | 1 | Strainer, Suction | | |
| 15 | 300000392 | 2 | Bolt, Suction Strainer M8 X 16 | | |
| 16 | 300000103 | 1 | Adapter, 1/2BSP X 1UNF | | |
| 17 | 300000100 | 1 | Filter, Oil, Transmission | | |
| 18 | 300500018 | 3 | O-ring | | |
| 20 | 300500019 | 2 | Washer, Seal | | |
| 24 | 300000485 | 7 | Plug, 1/8 Tapered | | |
| 30 | 300500022 | 1 | Plug, Drain | | |
| 31 | 300500023 | 1 | Washer, Seal | | |
| 32 | 300500024 | 1 | Connector, Pressure Test | | |
| 33 | 300500025 | 1 | Switch, Oil Pressure, 3/8 BSP | | |
| 34 | 300500026 | 1 | Plate, Baffle | | |
| 35 | 300500027 | 1 | Gasket, Baffle Plate | | |
| 36 | 300500028 | 1 | Screw, Micro-encapsulated | | |
| 37 | 300500029 | 1 | Adapter | | |
| 38 | 300000406 | 8 | Bolt, M12 X 25 | | |

Station 1 Transmission & Drivetrain • AS710 (PowerShift 750 4-Speed)

TRANSMISSION & DRIVETRAIN • AS710 • TRANSMISSION & DRIVETRAIN • AS710 • TRANSMISSION & DRIVETRAIN • AS710 • TRANSMISSION & DRIVETRAIN • AS710 • TRANSMISSION & DRIVETRAIN • AS710 • TRANSMISSION & DRIVETRAIN • AS710 • TRANSMISSION & DRIVETRAIN • AS710

Input Clutch

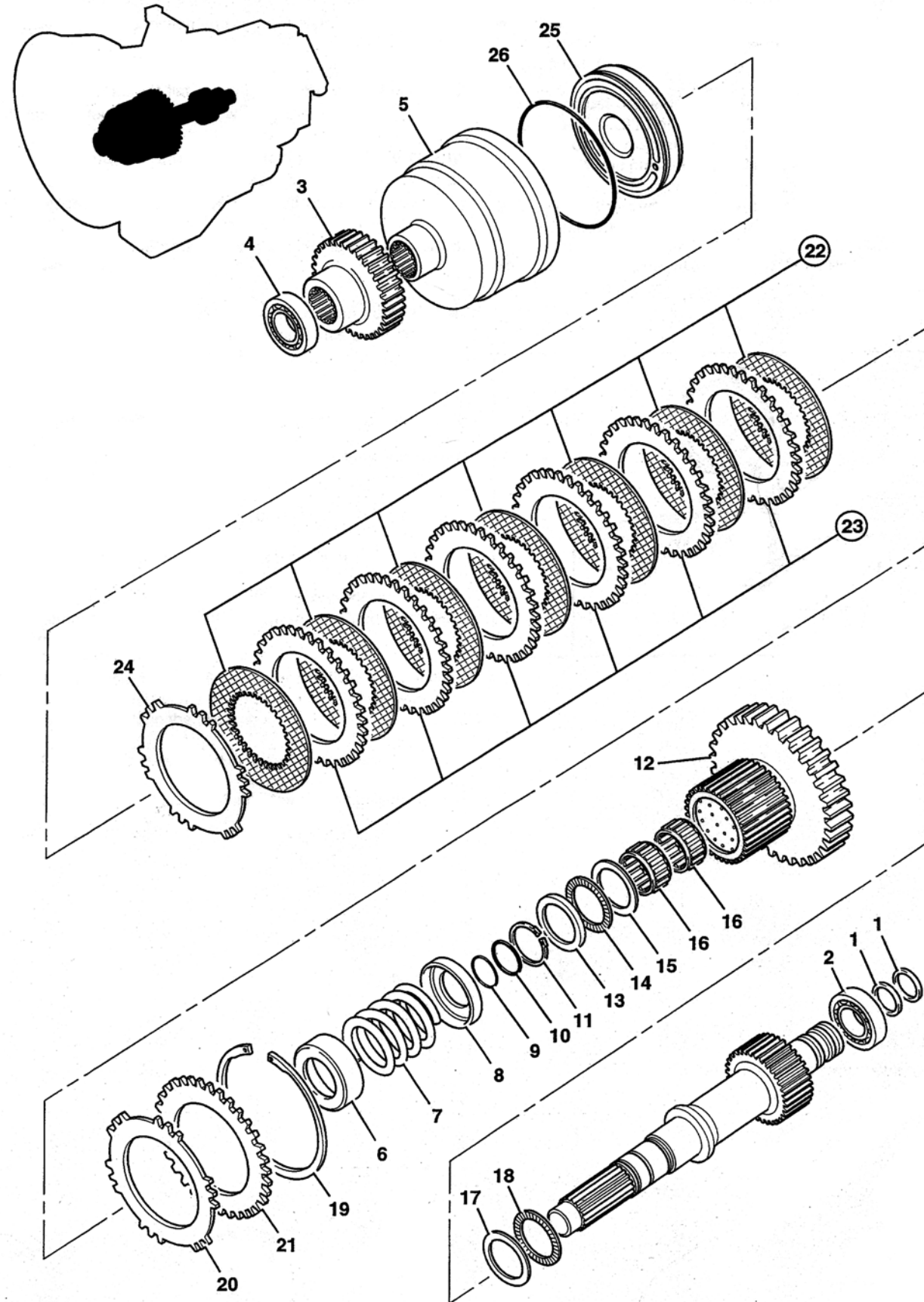


| Item | Part Number | Qty | Description | Size | Comments |
|------|-------------|-----|-------------------------------------|------|----------|
| 1 | 30000245 | 2 | Washer, Thrust | | |
| 2 | 30000643 | 1 | Bearing, Taper Roll, 35 X 65 X 18 | | |
| 3 | 300500081 | 1 | Gear, 48 T | | |
| 4 | 300500031 | 2 | Bearing, Thrust | | |
| 5 | 300500034 | 1 | Housing, Plate Carrier, 22T and 45T | | |
| 6 | 30000605 | 2 | Bearing | | |
| 7 | 300500031 | 4 | Bearing, Thrust | | |
| 8 | 300500032 | 4 | Washer, Thrust | | |
| 9 | 30000085 | 2 | Circlip | | |
| 10 | 30000270 | 2 | Shim Plate | | |
| 11 | 300500082 | 2 | Plate, Pressure 6.5MM Thick | | |
| 12 | 300500021 | 12 | Friction Plate | | |
| 13 | 300500030 | 12 | Counter Plate | | |
| 14 | 300500014 | 2 | Disc, Spring, Splined | | |
| 15 | 300500013 | 2 | Circlip | | |
| 16 | 300500011 | 2 | Retaining Spring | | |
| 17 | 300500010 | 2 | Spring | | |
| 18 | 300500009 | 2 | Baffle, Oil | | |
| 19 | 300500007 | 2 | Piston Assembly | | |
| 20 | 300500008 | 2 | O Ring | | |
| 21 | 30000535 | 2 | O Ring | | |
| 22 | 300500040 | 1 | Shim Kit | | |
| 23 | 30000575 | 1 | Bearing, 35 X 65 X 18 | | |
| 24 | 30000110 | 2 | Washer, Thrust | | |
| 25 | 300500031 | 1 | Bearing, Thrust | | |
| 26 | 300500033 | 1 | Housing, Plate Carrier, 31T and 45T | | |

Station 1 Transmission & Drivetrain • AS710 (PowerShift 750 4-Speed)

TRANSMISSION & DRIVETRAIN • AS710 • TRANSMISSION & DRIVETRAIN • AS710 • TRANSMISSION & DRIVETRAIN • AS710 • TRANSMISSION & DRIVETRAIN • AS710 • TRANSMISSION & DRIVETRAIN • AS710 • TRANSMISSION & DRIVETRAIN • AS710 • TRANSMISSION & DRIVETRAIN • AS710

Layshaft Clutch

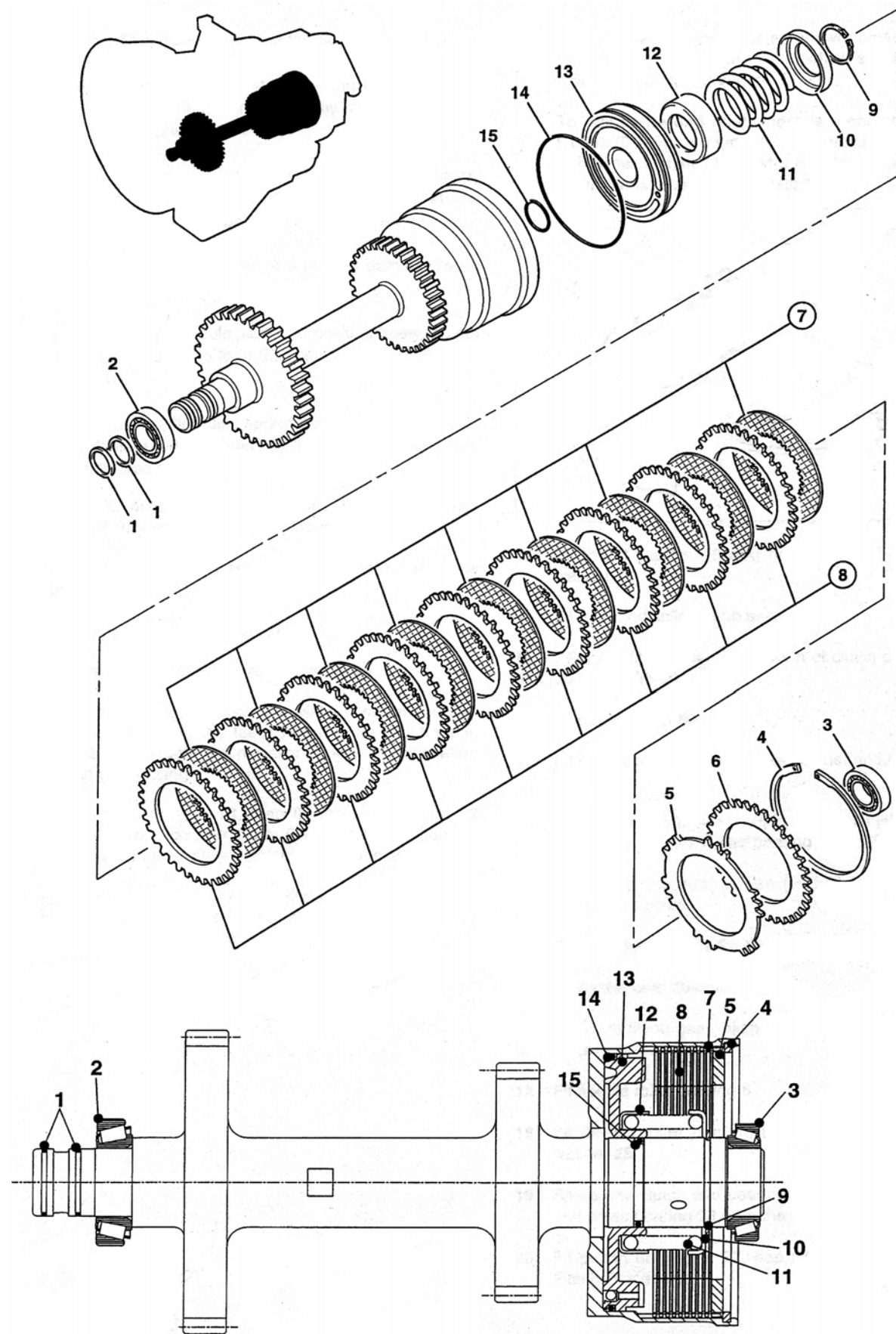


| Item | Part Number | Qty | Description | Size | Comments |
|------|-------------|-------------|-----------------------------|------|----------|
| 1 | 30000545 | 2 | Seal Ring | | |
| 2 | 300500058 | 1 | Bearing, 35 X 73 X 24 | | |
| 3 | 300000140 | 1 | Gear | | |
| 4 | 300500068 | 1 | Bearing, 35 X 73 X 24 | | |
| 5 | 300500067 | 1 | Layshaft Clutch Housing | | |
| 6 | 300000255 | 1 | Baffle, Oil | | |
| 7 | 300000460 | 1 | Spring | | |
| 8 | 300000250 | 1 | Spring Retainer | | |
| 9 | 300500066 | 1 | O Ring | | |
| 10 | 300000535 | 1 | O Ring | | |
| 11 | 300500013 | 1 | Circlip | | |
| 12 | 300500062 | 1 | Gear 40T | | |
| 13 | 300500064 | 1 | Washer | | |
| 14 | 300500060 | 1 | Bearing, Needle 70 X 50 X 3 | | AXK 5070 |
| 15 | 300500061 | 1 | Washer, Thrust, 50 X 70 X 1 | | |
| 16 | 300500063 | 2 | Bearing, Needle Roller | | |
| 17 | 300500061 | 1 | Washer, Thrust, 50 X 70 X 1 | | |
| 18 | 300500060 | 1 | Bearing, Needle 70 X 50 X 3 | | AXK 5070 |
| 19 | 300000085 | 1 | Circlip | | |
| 20 | 300500082 | 1 | Pressure Plate 6.5 MM Thick | | |
| 21 | 300000270 | as required | Shim Plate | | |
| 22 | 300500021 | 7 | Friction Plate | | |
| 23 | 300500030 | 6 | Counter Plate | | |
| 24 | 300500065 | 1 | Pressure Plate 4MM Thick | | |
| 25 | 300500048 | 1 | Piston Assembly | | |
| 26 | 300500008 | 1 | O Ring | | |

Station 1 Transmission & Drivetrain • AS710 (PowerShift 750 4-Speed)

TRANSMISSION & DRIVETRAIN • AS710 • TRANSMISSION & DRIVETRAIN • AS710 • TRANSMISSION & DRIVETRAIN • AS710 • TRANSMISSION & DRIVETRAIN • AS710 • TRANSMISSION & DRIVETRAIN • AS710 • TRANSMISSION & DRIVETRAIN • AS710 • TRANSMISSION & DRIVETRAIN • AS710

Mainshaft Clutch

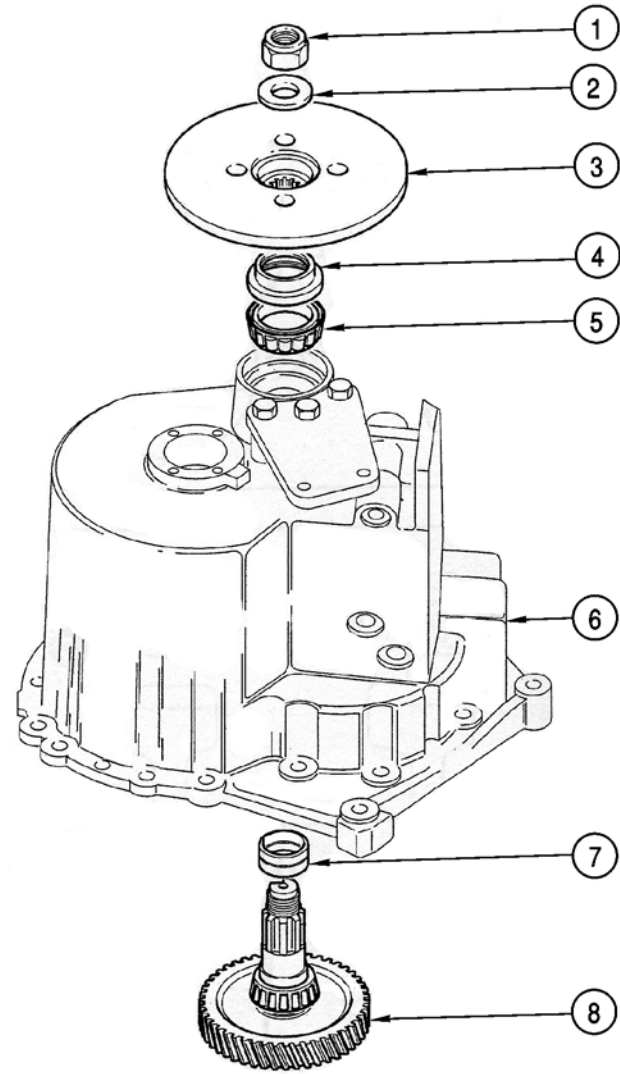


| Item | Part Number | Qty | Description | Size | Comments |
|------|-------------|-------------|---------------------------------|--------|----------|
| 1 | 30000545 | 2 | Seal, Ring | | |
| 2 | 30000575 | 1 | Bearing, 35 X 65 X 18 | | |
| 3 | 300500050 | 1 | Bearing | | |
| 4 | 30000085 | 1 | Circlip | | |
| 5 | 300500015 | 1 | Pressure Plate | 6.0 MM | |
| 5A | 300500016 | 1 | Pressure Plate | 6.5 MM | |
| 6 | 300000270 | as required | Shim Plate, Toothed | | |
| 7 | 300000170 | 9 | Friction Plate | | |
| 8 | 300500030 | 9 | Counter Plate | | |
| 9 | 300000500 | 1 | Circlip | | |
| 10 | 300000250 | 1 | Retainer, Spring | | |
| 11 | 300000460 | 1 | Spring | | |
| 12 | 300000255 | 1 | Baffle, Oil | | |
| 13 | 300500048 | 1 | Piston Assembly | | |
| 14 | 300500008 | 1 | O Ring | | |
| 15 | 300000535 | 1 | O Ring | | |
| | 300500047 | 1 | Complete Main Shaft Clutch Assy | | |

Station 1 Transmission & Drivetrain • AS710 (PowerShift 750 4-Speed)

TRANSMISSION & DRIVETRAIN • AS710 • TRANSMISSION & DRIVETRAIN • AS710 • TRANSMISSION & DRIVETRAIN • AS710 • TRANSMISSION & DRIVETRAIN • AS710 • TRANSMISSION & DRIVETRAIN • AS710 • TRANSMISSION & DRIVETRAIN • AS710 • TRANSMISSION & DRIVETRAIN • AS710

Transfer Gear to Brake Disc

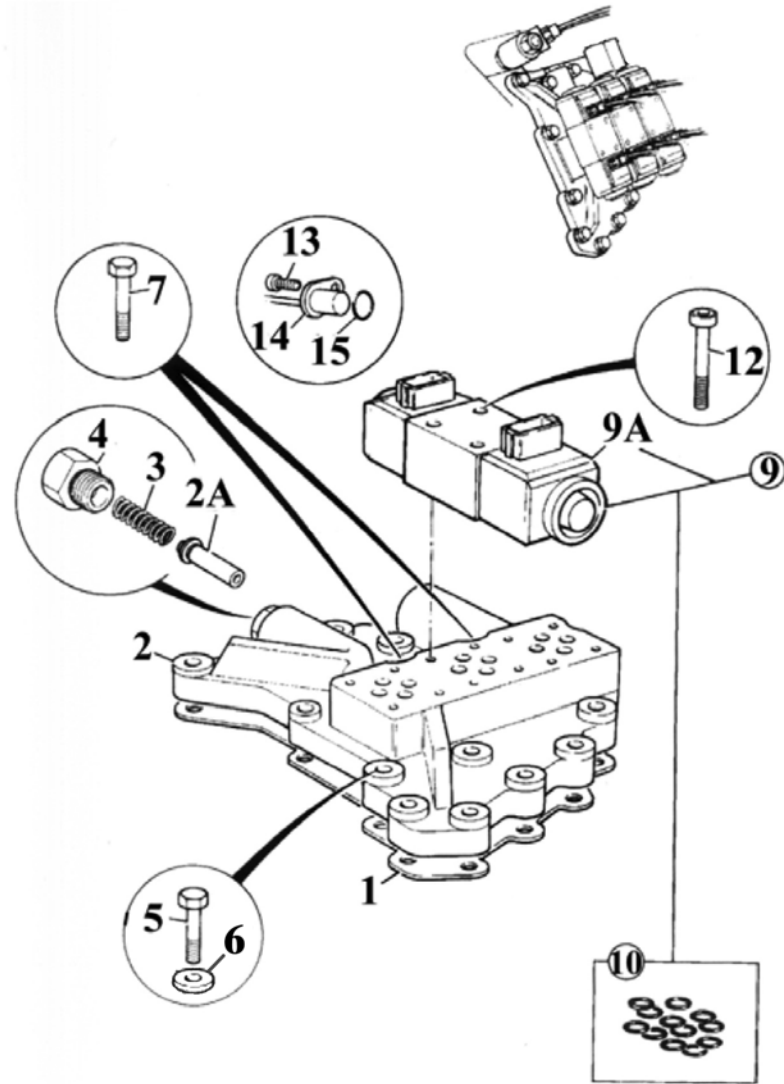


| Item | Part Number | Qty | Description | Size | Comments |
|------|-------------|-----|----------------------------|------|------------------|
| 1 | 301200215 | 1 | Nut, Stake M30 with Washer | | |
| 2 | N/A | 1 | Washer | | Included with #1 |
| 3 | 300500042 | 1 | Flange, Brake Disc | | |
| 4 | 300000504 | 1 | Seal, Main shaft | | |
| 5 | 300500043 | 1 | Bearing, Transfer Gear | | |
| 6 | 300500003 | 1 | Case, Rear | | |
| 7 | 301200190 | 1 | Spacer Kit, Collapsible | | |
| 8 | 300500046 | 1 | Gear, Transfer, 45 Tooth | | |

Station 1 Transmission & Drivetrain • AS710 (PowerShift 750 4-Speed)

TRANSMISSION & DRIVETRAIN • AS710 • TRANSMISSION & DRIVETRAIN • AS710 • TRANSMISSION & DRIVETRAIN • AS710 • TRANSMISSION & DRIVETRAIN • AS710 • TRANSMISSION & DRIVETRAIN • AS710 • TRANSMISSION & DRIVETRAIN • AS710 • TRANSMISSION & DRIVETRAIN • AS710

Valve Block

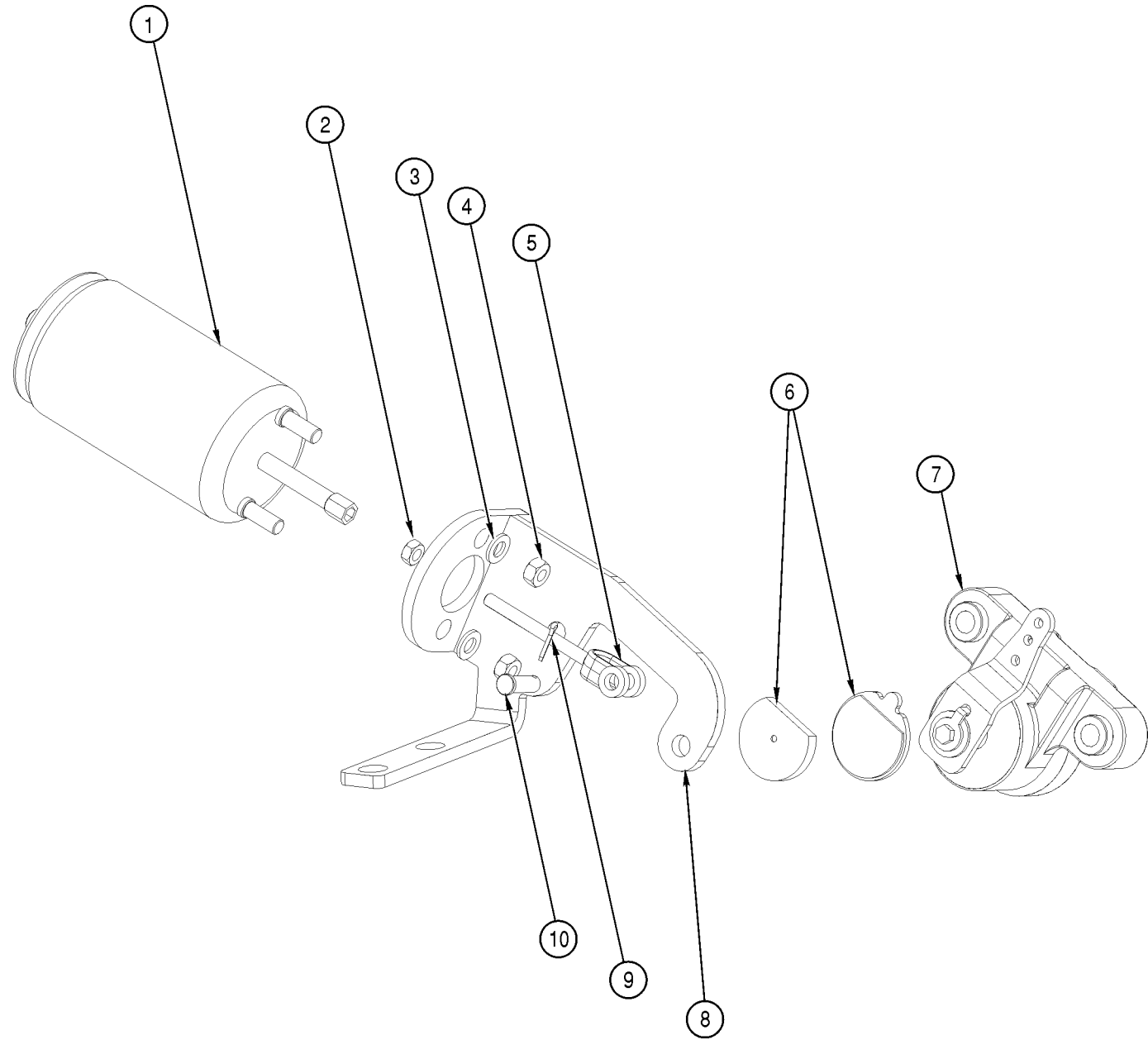


| Item | Part Number | Qty | Description | Size | Comments |
|------|-------------|-----|---------------------------------------|------|---|
| 1 | 301300001 | 1 | Gasket, Shift Solenoid Manifold Block | | |
| 2 | 300500070 | 1 | Manifold Block, Adapter | | |
| 2A | 300500071 | 1 | Spool, Adapter Solenoid | | |
| 3 | 300000450 | 1 | Spring, Spool Adapter | | |
| 4 | 300000220 | 1 | Plug, Adapter Spool | | |
| 5 | 300500072 | 14 | Bolt, M8 | | |
| 6 | 300500073 | 16 | Washer, Flat M8 | | Not Shown |
| 7 | 300500039 | 2 | Bolt, M8 X 45 | | |
| 8 | Delete | | Not Shown | | |
| 9 | 300000000 | 3 | Valve, Solenoid | | This includes both coils, spools, and block |
| 9A | 300000005 | 6 | Coil | | |
| 10 | 300000105 | 1 | Kit, Seal Solenoid Valve | | |
| 11 | Delete | | | | |
| 12 | 300000394 | 12 | Capscrew, Valve Block | | |
| 13 | 301400202 | 1 | Capscrew, M6 X 10MM X 12.9 | | |
| 14 | 301400200 | 1 | Sensor, Speed | | |
| 15 | 301400203 | 1 | O Ring, 5MM Dia. Speed Sensor | | |

Station 1 Transmission & Drivetrain • AS710 (PowerShift 750 4-Speed)

TRANSMISSION & DRIVETRAIN • AS710 • TRANSMISSION & DRIVETRAIN • AS710 • TRANSMISSION & DRIVETRAIN • AS710 • TRANSMISSION & DRIVETRAIN • AS710 • TRANSMISSION & DRIVETRAIN • AS710 • TRANSMISSION & DRIVETRAIN • AS710 • TRANSMISSION & DRIVETRAIN • AS710

Parking Brake Assembly



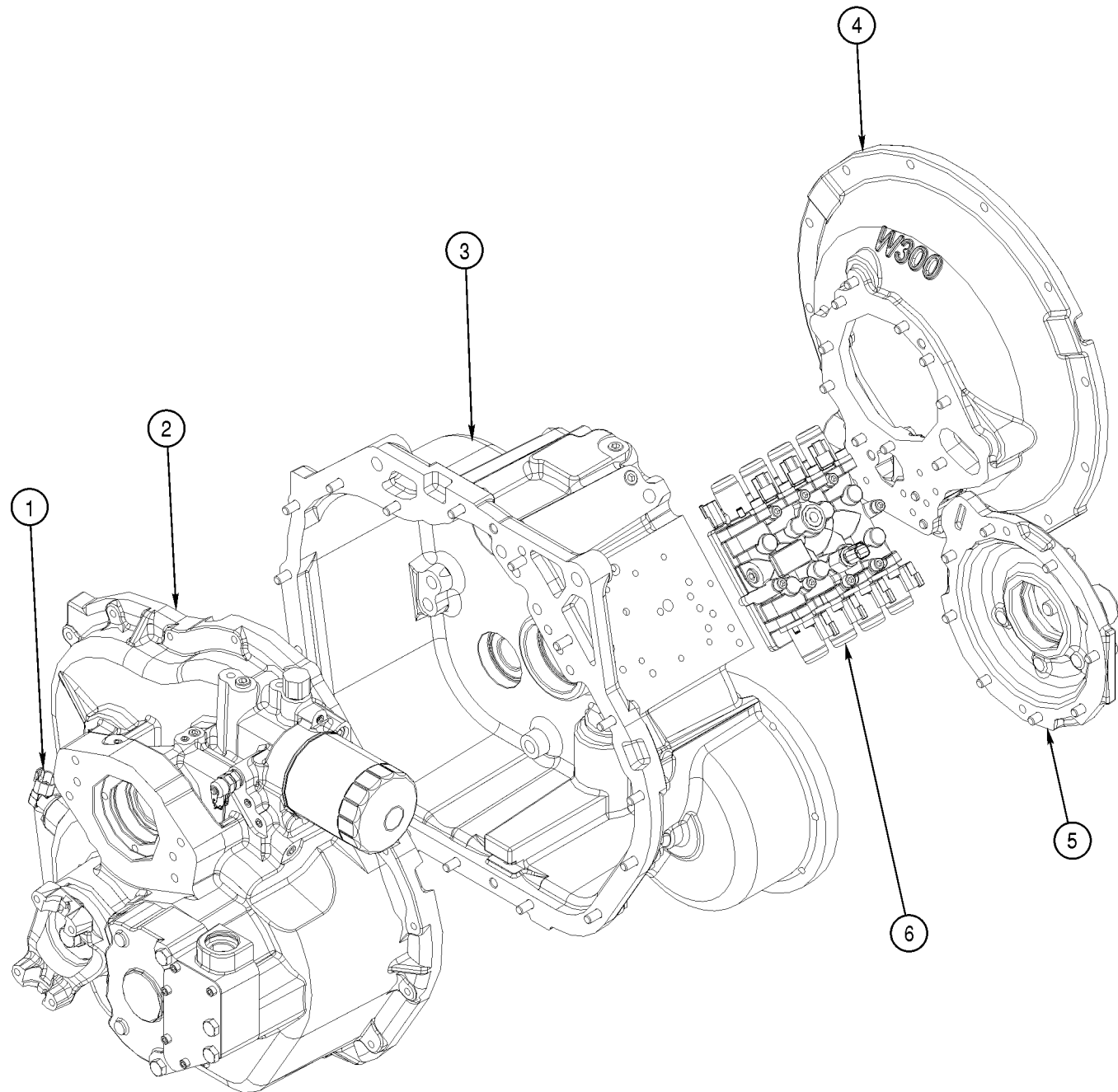
| Item | Part Number | Qty | Description | Size | Comments |
|------|-------------|-----|-------------------------------------|------|--|
| 1 | 350000351 | 1 | Parking Brake Can | | Spring applied |
| 2 | 901100460 | 1 | Nut, Jam M10 X 1.50 | | |
| 3 | 902003047 | 2 | Washer, Lock M12 | | |
| 4 | 901100466 | 2 | Nut, M12 X 1.75 | | |
| 5 | 350000353 | 1 | Clevis, Adjuster for Park Brake Can | | Includes Pin & Cotter Pin, Not used on ITL 6 SPD |
| 6 | 301300061 | 1 | Brake Pad Kit, JCB Round | | Rectangle Pad Kit For JCB #301300063 |
| 7 | 301300064 | 1 | Brake Caliper Assembly | | Includes Caliper, pads and bracket to transmission |
| 8 | 390000512 | 1 | Bracket, Park brake can 4-speed | | |
| 9 | N/A | 1 | Cotter Pin | | Included with #5 |
| 10 | N/A | 1 | Pin, Adjuster Clevis Brake Can | | Included with #5 |

Station 1 Transmission & Drivetrain • AS1010 (PowerShift 760 6-Speed)

TRANSMISSION & DRIVETRAIN • AS1010 • TRANSMISSION & DRIVETRAIN • AS1010 • TRANSMISSION & DRIVETRAIN • AS1010 • TRANSMISSION & DRIVETRAIN • AS1010 • TRANSMISSION & DRIVETRAIN • AS1010 • TRANSMISSION & DRIVETRAIN • AS1010 • TRANSMISSION & DRIVETRAIN

AS1010 (PowerShift 760 6-Speed Transmission)
Assembly

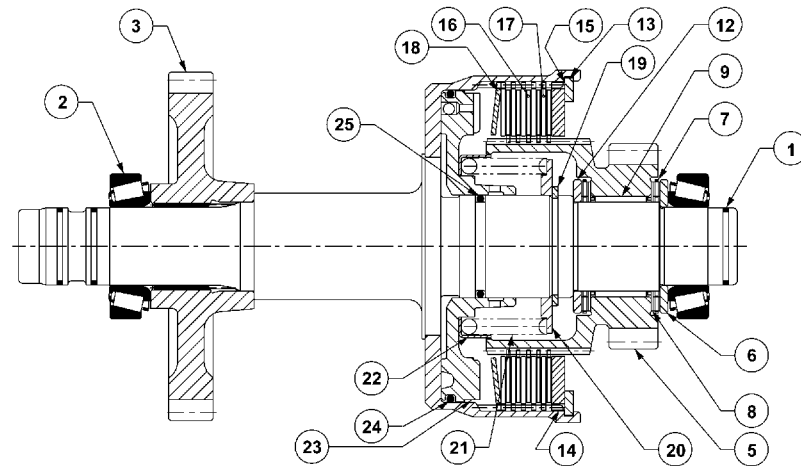
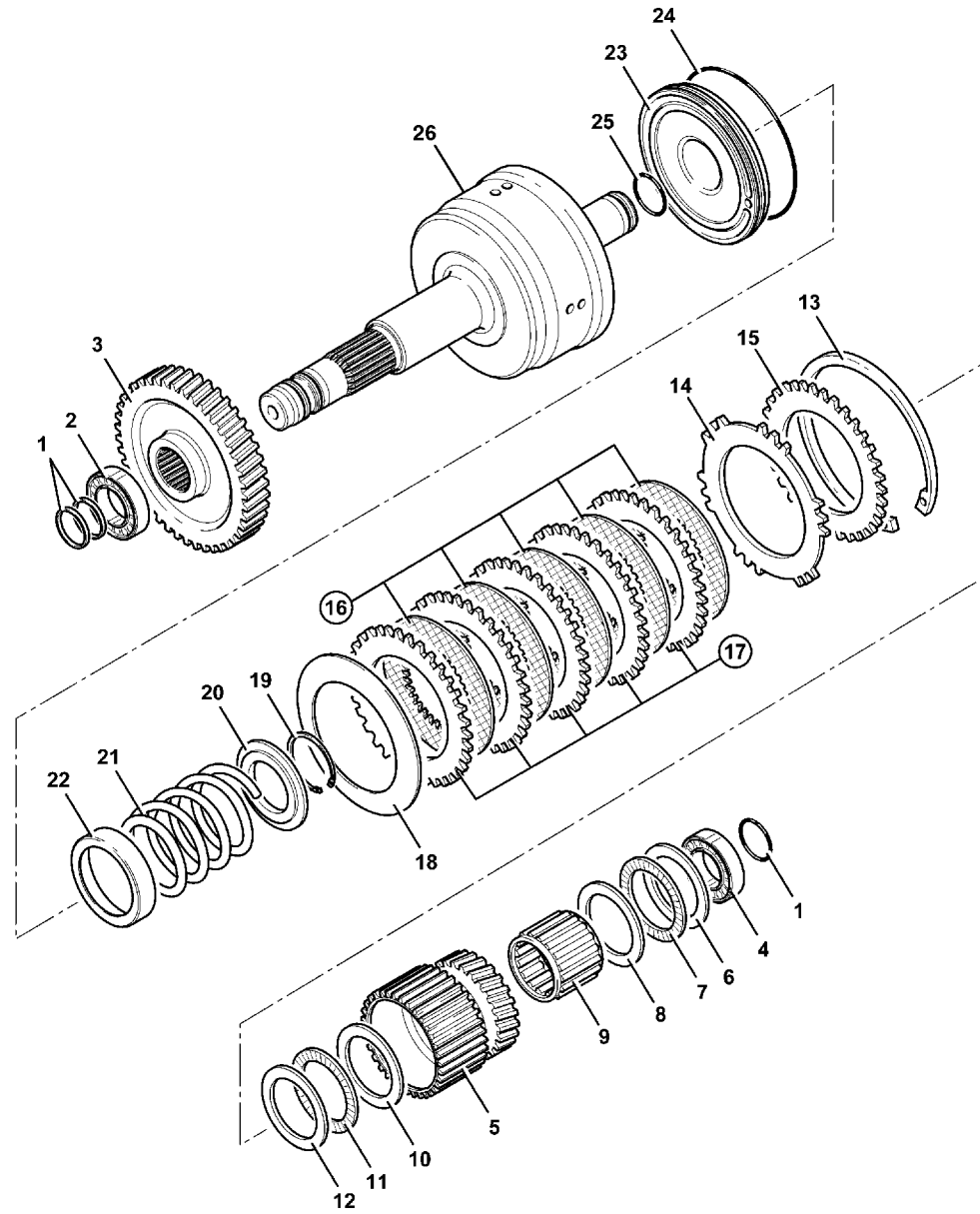
| Item | Part Number | Qty | Description | Size | Comments |
|------|-------------|-----|----------------------------------|------|----------|
| 1 | 350000271 | 1 | Speed Sensor PS760 | | |
| 2 | 300000735 | 1 | Casing, Rear JCB PS760 6 Spd | | |
| 3 | 300000734 | 1 | Casing, Front JCB PS760 6 Spd | | |
| 4 | 300000736 | 1 | Housing, Flywheel PS760 | | |
| 5 | 300000733 | 1 | Cover Plate 4 Wheel Drive Clutch | | |
| 6 | 300000737 | 1 | Valve Assembly PS760 6 Speed | | |



Station 1 Transmission & Drivetrain • AS1010 (PowerShift 760 6-Speed)

TRANSMISSION & DRIVETRAIN • AS1010 • TRANSMISSION & DRIVETRAIN • AS1010 • TRANSMISSION & DRIVETRAIN • AS1010 • TRANSMISSION & DRIVETRAIN • AS1010 • TRANSMISSION & DRIVETRAIN • AS1010 • TRANSMISSION & DRIVETRAIN • AS1010 • TRANSMISSION & DRIVETRAIN

Clutch

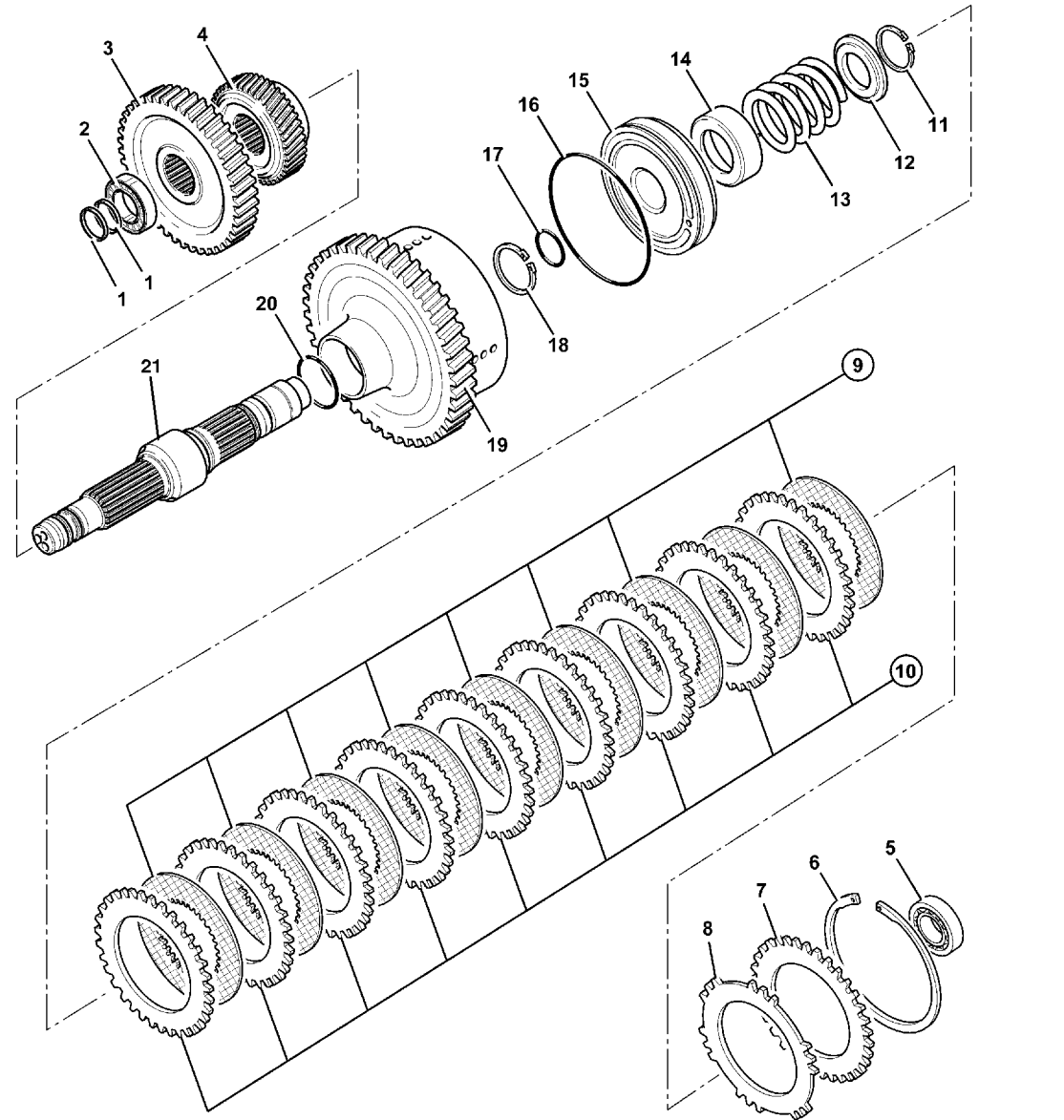


| Item | Part Number | Qty | Description | Size | Comments |
|------|-------------|-------------|------------------------------------|------|--------------------|
| 1 | 30000545 | 3 | Seal, Ring | | |
| 2 | 30000643 | 1 | Bearing, Taper Roll, 35 X 65 X 18 | | |
| 3 | 30000691 | 1 | Gear, 6 Speed - 41T, PS760 | | |
| 4 | 30000643 | 1 | Bearing, Taper Roll, 35 X 65 X 18 | | |
| 5 | 30000692 | 1 | Gear, 22T and Plate Carrier, PS760 | | |
| 6 | 30000641 | 1 | Washer, Thrust | | |
| 7 | 300500031 | 1 | Bearing, Thrust | | |
| 8 | 300500032 | 1 | Washer, Thrust | | |
| 9 | 30000605 | | Bearing | | |
| 10 | 300500032 | 1 | Washer, Thrust | | |
| 11 | 300500031 | 1 | Bearing, Thrust | | |
| 12 | 30000245 | 1 | Washer, Thrust | | |
| 13 | 30000637 | 1 | Circlip, Internal | | |
| 14 | 30000633 | as required | Plate, Pressure, Clutch 6.0MM | | |
| 14A | 30000634 | as required | Plate, Pressure, Clutch 6.5MM | | |
| 15 | 30000638 | as required | Plate, Shim, Clutch, 1.2MM | | |
| 16 | 30000635 | 5 | Plate, Friction | | |
| 17 | 30000636 | 5 | Plate, Counter | | |
| 18 | 30000632 | 1 | Disc, Spring, Spline | | |
| 19 | 300500013 | 1 | Circlip | | |
| 20 | 30000644 | 1 | Spring, Retainer, PS760 | | |
| 21 | 300500010 | 1 | Spring | | |
| 22 | 30000631 | 1 | Baffle, Oil | | |
| 23 | 30000647 | 1 | Piston Assembly | | |
| 24 | 30000664 | 1 | O Ring | | |
| 25 | 30000535 | 1 | O Ring | | |
| 26 | 30000690 | 1 | Housing, 6 Speed Clutch | | |
| | 30000689 | 1 | Complete 6 Speed Clutch Assembly | | Includes all shown |

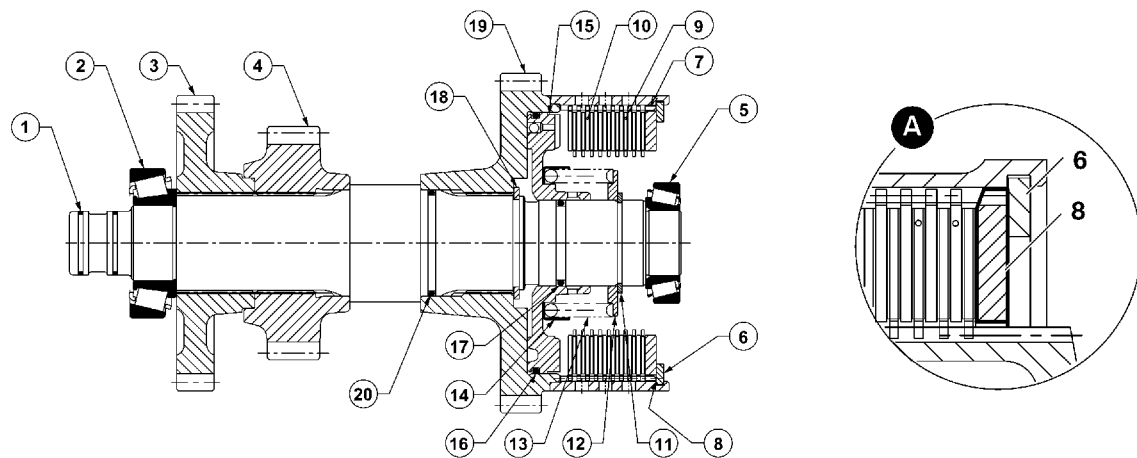
Station 1 Transmission & Drivetrain • AS1010 (PowerShift 760 6-Speed)

TRANSMISSION & DRIVETRAIN • AS1010 • TRANSMISSION & DRIVETRAIN • AS1010 • TRANSMISSION & DRIVETRAIN • AS1010 • TRANSMISSION & DRIVETRAIN • AS1010 • TRANSMISSION & DRIVETRAIN • AS1010 • TRANSMISSION & DRIVETRAIN • AS1010 • TRANSMISSION & DRIVETRAIN

Mainshaft Clutch



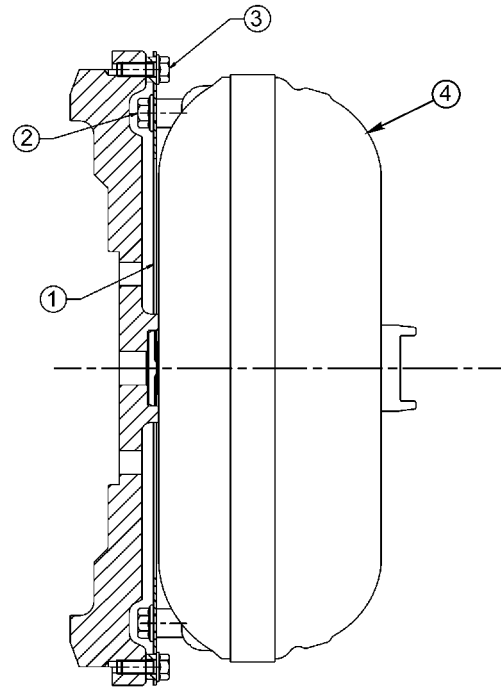
| Item | Part Number | Qty | Description | Size | Comments |
|------|-------------|-------------|------------------------------------|------|----------|
| 1 | 30000545 | 2 | Seal, Ring | | |
| 2 | 30000672 | 1 | Bearing, 40 X 80 X 24.75 | | |
| 3 | 30000671 | 1 | Gear, Mainshaft - 41T, PS760 | | |
| 4 | 30000670 | 1 | Gear, Mainshaft - 31T, PS760 | | |
| 5 | 30000643 | 1 | Bearing, Taper Roll, 35 X 65 X 18 | | |
| 6 | 30000637 | 1 | Circlip, Internal | | |
| 7 | 30000638 | as required | Plate, Shim, Clutch, 1.2MM | | |
| 8 | 30000633 | as required | Plate, Pressure, Clutch, 6.0MM | | |
| 9 | 30000635 | 9 | Plate, Friction, Clutch | | |
| 10 | 30000636 | 9 | Plate, Counter, Clutch | | |
| 11 | 300500013 | 1 | Circlip | | |
| 12 | 30000644 | 1 | Spring, Retainer, PS760 | | |
| 13 | 300500010 | 1 | Spring | | |
| 14 | 30000631 | 1 | Baffle, Oil | | |
| 15 | 30000647 | 1 | Piston Assembly | | |
| 16 | 30000630 | 1 | O Ring | | |
| 17 | 30000535 | 1 | O Ring | | |
| 18 | 30000673 | 1 | Circlip, External | | |
| 19 | 30000669 | 1 | Housing, Mainshaft, PS760 6 Speed | | |
| 20 | 30000674 | 1 | O Ring | | |
| 21 | 30000668 | 1 | Shaft, Mainshaft-6 Speed | | |
| | 30000667 | 1 | Complete Mainshaft Clutch Assembly | | |



Station 1 Transmission & Drivetrain • AS1010 (PowerShift 760 6-Speed)

TRANSMISSION & DRIVETRAIN • AS1010 • TRANSMISSION & DRIVETRAIN • AS1010 • TRANSMISSION & DRIVETRAIN • AS1010 • TRANSMISSION & DRIVETRAIN • AS1010 • TRANSMISSION & DRIVETRAIN • AS1010 • TRANSMISSION & DRIVETRAIN • AS1010 • TRANSMISSION & DRIVETRAIN

Torque Converter

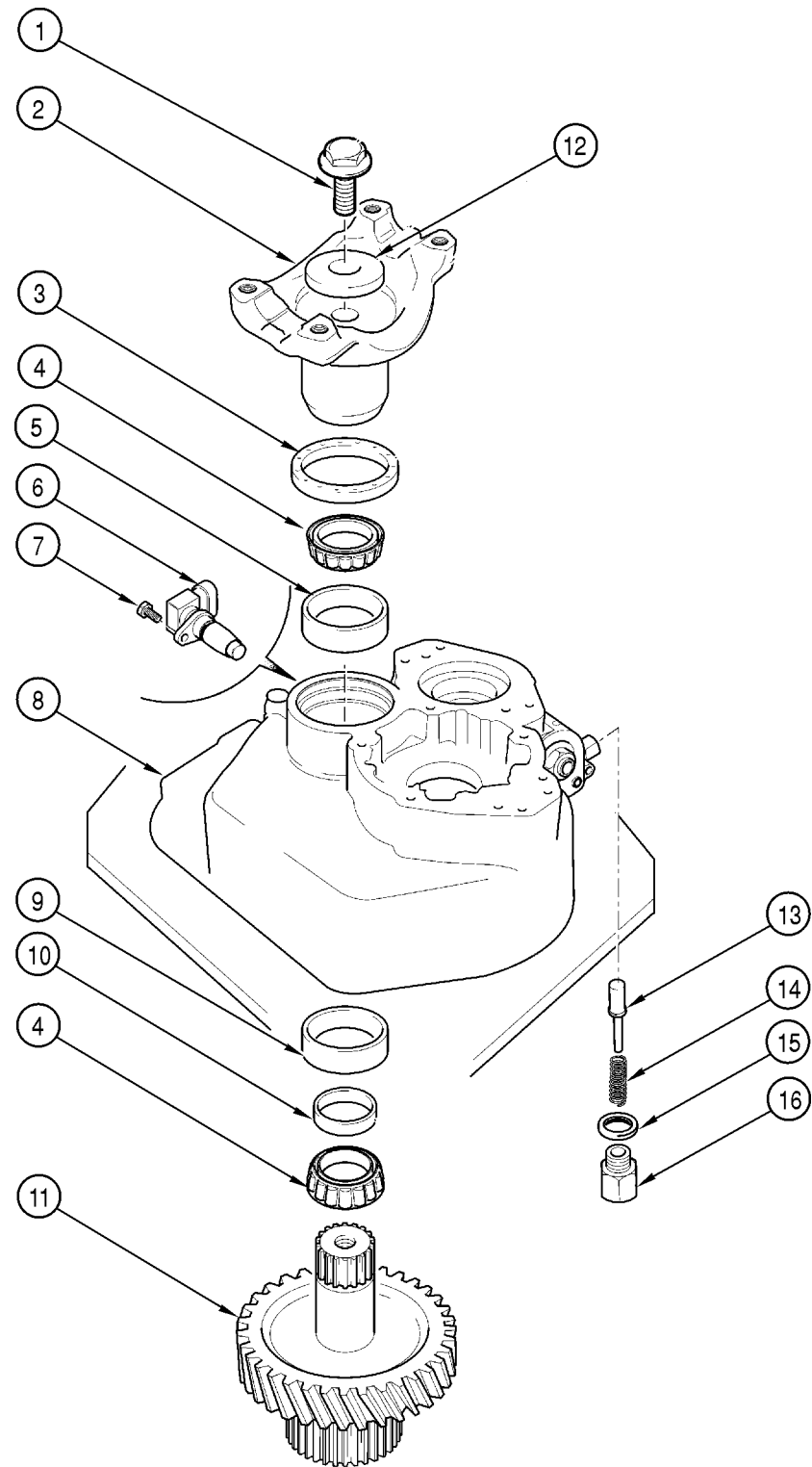


| Item | Part Number | Qty | Description | Size | Comments |
|------|-------------|-------------|-----------------------|------|---|
| 1 | 301010012 | 1 | Flex plate | | |
| 2 | 900002805 | as required | Bolt | | |
| 3 | 900002600 | as required | Bolt | | |
| 4 | 301010011 | 1 | Torque Converter Only | | |
| | 301010010 | 1 | Complete Assembly | | Includes torque converter and drive plate |

Station 1 Transmission & Drivetrain • AS1010 (PowerShift 760 6-Speed)

TRANSMISSION & DRIVETRAIN • AS1010 • TRANSMISSION & DRIVETRAIN • AS1010 • TRANSMISSION & DRIVETRAIN • AS1010 • TRANSMISSION & DRIVETRAIN • AS1010 • TRANSMISSION & DRIVETRAIN • AS1010 • TRANSMISSION & DRIVETRAIN • AS1010 • TRANSMISSION & DRIVETRAIN

Output Shaft

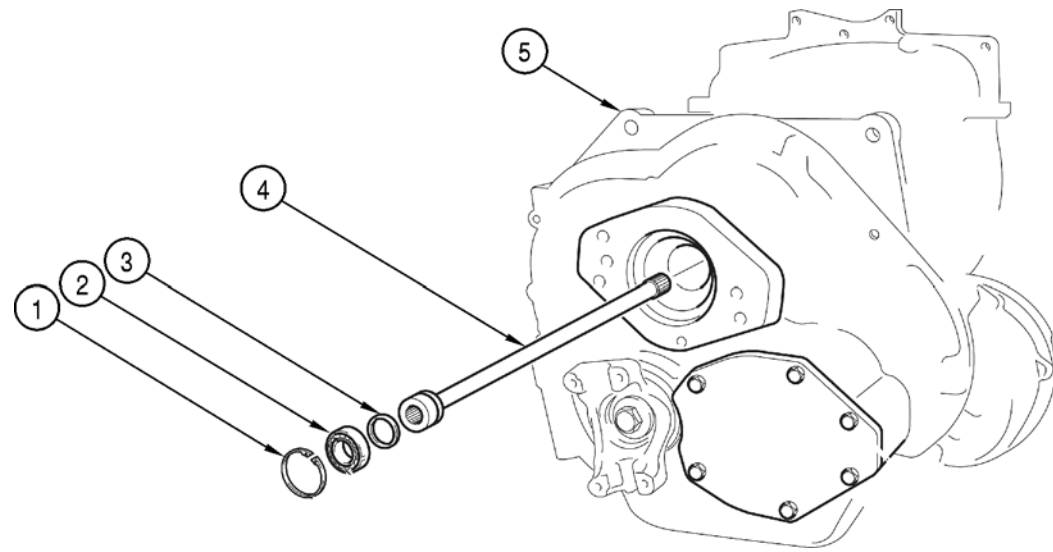


| Item | Part Number | Qty | Description | Size | Comments |
|------|-------------|-----|--------------------------------|------|-------------------|
| 1 | 30000680 | 1 | Bolt, Output Yoke | | |
| 2 | 30000678 | 1 | Yoke, Rear Output, PS760 | | |
| 3 | 30000679 | 1 | Seal, Triple Lip, 75 X 90 X 12 | | |
| 4 | 30000676 | 2 | Bearing, 55 X 90 X 23 | | |
| 5 | 30000677 | 1 | Kit, Spacer | | |
| 6 | 35000271 | 1 | Speed Sensor JCB PS760 | | |
| 7 | 30000716 | 1 | Screw | | |
| 8 | 30000735 | 1 | Casing, Rear JCB PS760 | | |
| 9 | N/A | 1 | Spacer, Included in Kit | | Included with #5 |
| 10 | N/A | 1 | Spacer, Included in Kit | | Included with #5 |
| 11 | 30000675 | 1 | Gear, Transfer-47T, PS760 | | |
| 12 | 30000681 | 1 | Washer | | |
| 13 | 30000713 | 1 | Spool, PMV | | |
| 14 | 30000714 | 1 | Spring, Solenoid, PMV | | |
| 15 | N/A | 1 | O Ring, PMV Plug | | Included with #16 |
| 16 | 30000715 | 1 | Plug, PMV | | |

Station 1 Transmission & Drivetrain • AS1010 (PowerShift 760 6-Speed)

TRANSMISSION & DRIVETRAIN • AS1010 • TRANSMISSION & DRIVETRAIN • AS1010 • TRANSMISSION & DRIVETRAIN • AS1010 • TRANSMISSION & DRIVETRAIN • AS1010 • TRANSMISSION & DRIVETRAIN • AS1010 • TRANSMISSION & DRIVETRAIN • AS1010 • TRANSMISSION & DRIVETRAIN

Pump Drive Shaft

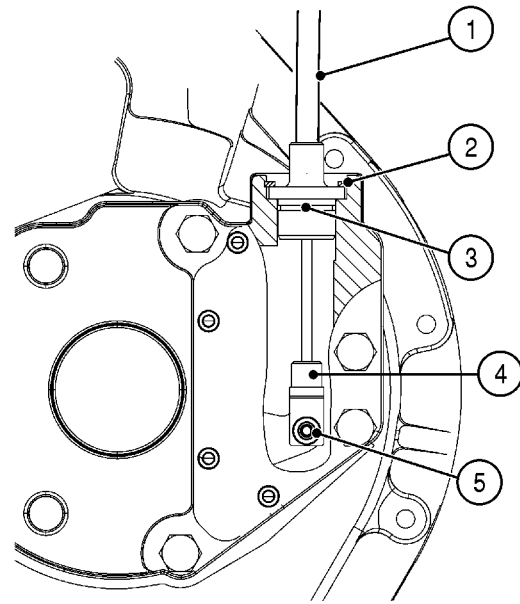


| Item | Part Number | Qty | Description | Size | Comments |
|------|-------------|-----|---------------------------------|------|----------|
| 1 | 300000711 | 1 | Circlip | | |
| 2 | 300000710 | 1 | Bearing, Ball | | |
| 3 | 300000665 | 1 | Seal, Ring | | |
| 4 | 300000709 | 1 | Shaft, Pump Drive, 588.6MM Long | | |
| 5 | 350000275 | 1 | Transmission, JCB PS760 6 Speed | | |
| | | | | | |
| | | | | | |
| | | | | | |
| | | | | | |

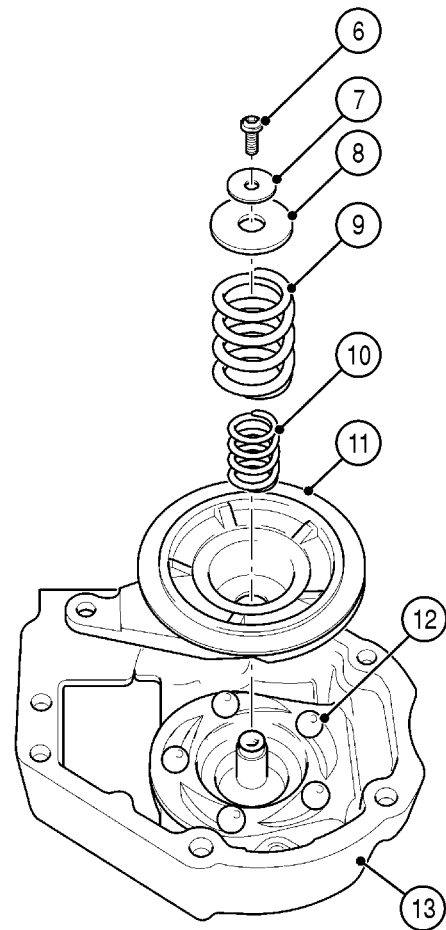
Station 1 Transmission & Drivetrain • AS1010 (PowerShift 760 6-Speed)

TRANSMISSION & DRIVETRAIN • AS1010 • TRANSMISSION & DRIVETRAIN • AS1010 • TRANSMISSION & DRIVETRAIN • AS1010 • TRANSMISSION & DRIVETRAIN • AS1010 • TRANSMISSION & DRIVETRAIN • AS1010 • TRANSMISSION & DRIVETRAIN • AS1010 • TRANSMISSION & DRIVETRAIN

Brake Actuator



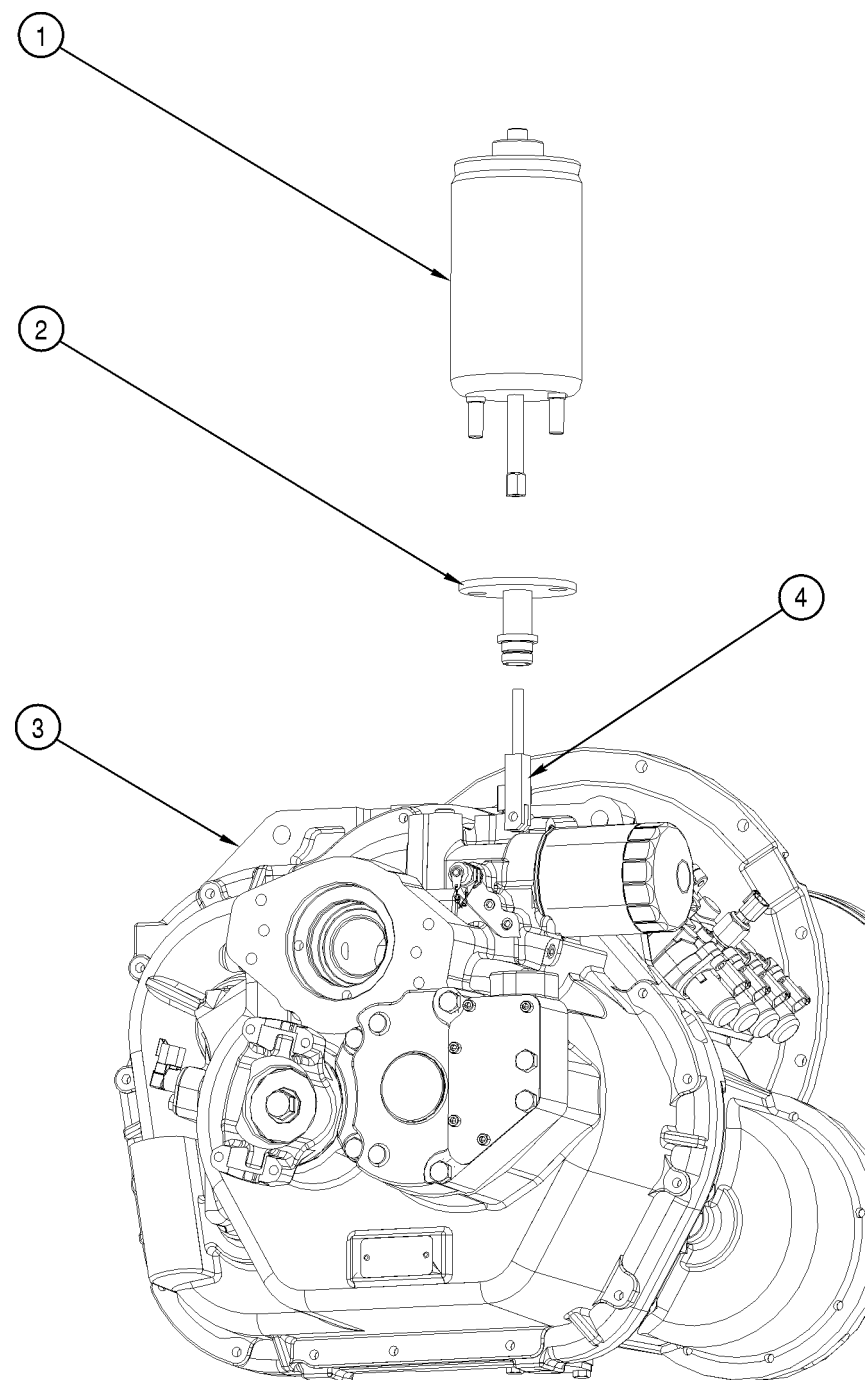
| Item | Part Number | Qty | Description | Size | Comments |
|------|-------------|-----|-----------------------------------|------|--|
| 1 | 350000351 | 1 | Parking Brake Can | | We do not use a cable as shown |
| 2 | 300000707 | 1 | Circlip for Brake Can Bracket | | |
| 3 | 390000514 | 1 | Bracket, Brake Can Mount | | O Ring for this bracket is a 390000516 |
| 4 | 390000515 | 1 | Clevis, Parking Brake PS760 6 Spd | | |
| 5 | 900109000 | 1 | Bolt, Shoulder SHSS 5/16 X 3/4 | | |
| 6 | 300000703 | 1 | Screw, Button Head | | |
| 7 | 300000701 | 1 | Kit, 2X Spring and 2X Washers | | |
| 8 | N/A | 1 | Large Washer, Sold as kit only | | Included with #7 |
| 9 | N/A | 1 | Large Spring, Sold as kit only | | Included with #7 |
| 10 | N/A | 1 | Small Spring, Sold as kit only | | Included with #7 |
| 11 | 300000699 | 1 | Actuator, Brake | | |
| 12 | 300000700 | 5 | Ball Bearing | | |
| 13 | 300000696 | 1 | Housing, Parking Brake | | |



Station 1 Transmission & Drivetrain • AS1010 (PowerShift 760 6-Speed)

TRANSMISSION & DRIVETRAIN • AS1010 • TRANSMISSION & DRIVETRAIN • AS1010 • TRANSMISSION & DRIVETRAIN • AS1010 • TRANSMISSION & DRIVETRAIN • AS1010 • TRANSMISSION & DRIVETRAIN • AS1010 • TRANSMISSION & DRIVETRAIN • AS1010 • TRANSMISSION & DRIVETRAIN

Park Brake Can

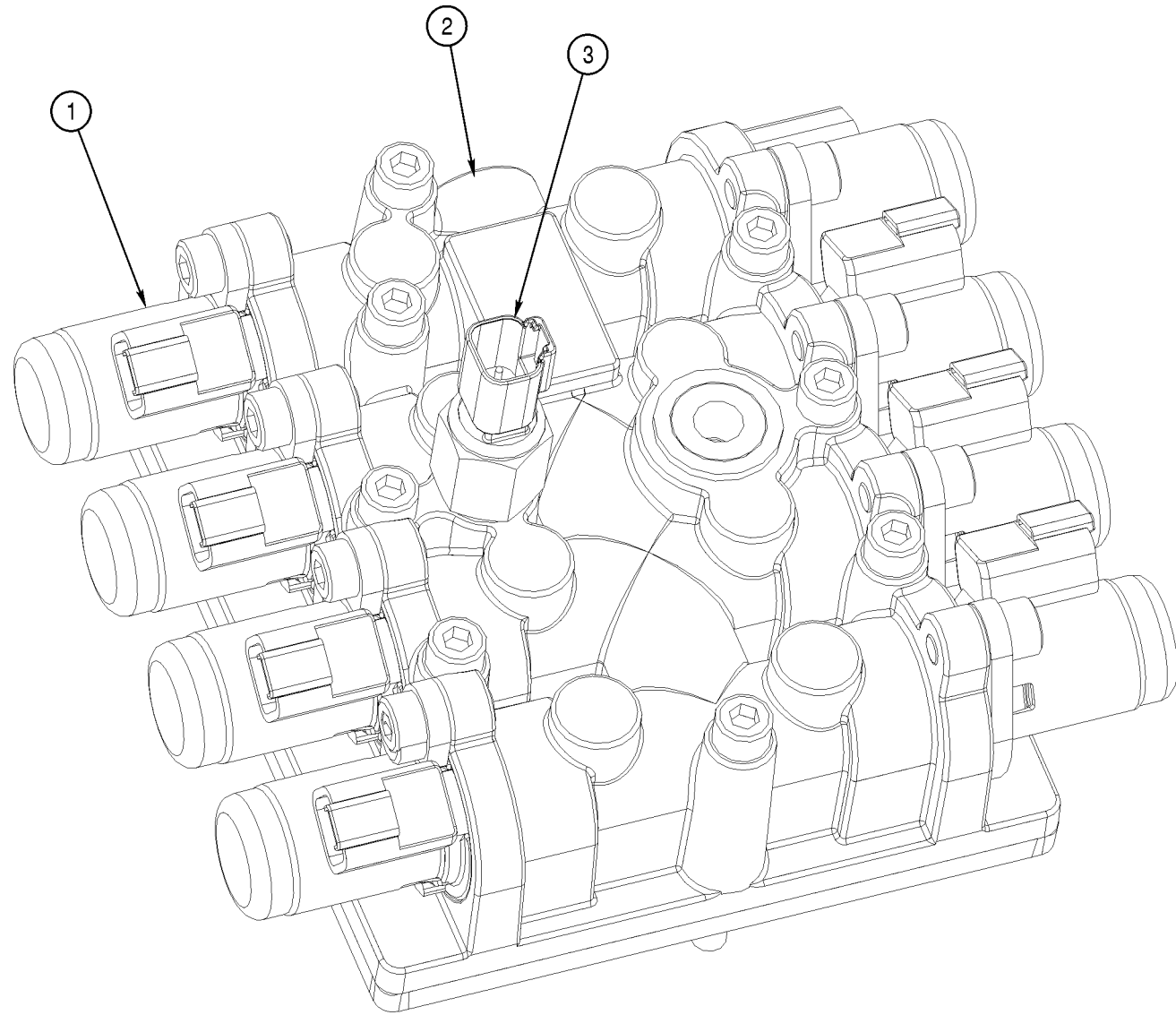


| Item | Part Number | Qty | Description | Size | Comments |
|------|-------------|-----|---------------------------------|------|----------|
| 1 | 350000351 | 1 | Parking Brake Can | | |
| 2 | 390000514 | 1 | Bracket, Brake Can | | |
| 3 | 350000275 | 1 | Transmission, JCB PS760 6 Speed | | |
| 4 | 390000515 | 1 | Clevis, Brake Can PS760 6 Speed | | |

Station 1 Transmission & Drivetrain • AS1010 (PowerShift 760 6-Speed)

TRANSMISSION & DRIVETRAIN • AS1010 • TRANSMISSION & DRIVETRAIN • AS1010 • TRANSMISSION & DRIVETRAIN • AS1010 • TRANSMISSION & DRIVETRAIN • AS1010 • TRANSMISSION & DRIVETRAIN • AS1010 • TRANSMISSION & DRIVETRAIN • AS1010 • TRANSMISSION & DRIVETRAIN

Valve Body Assembly

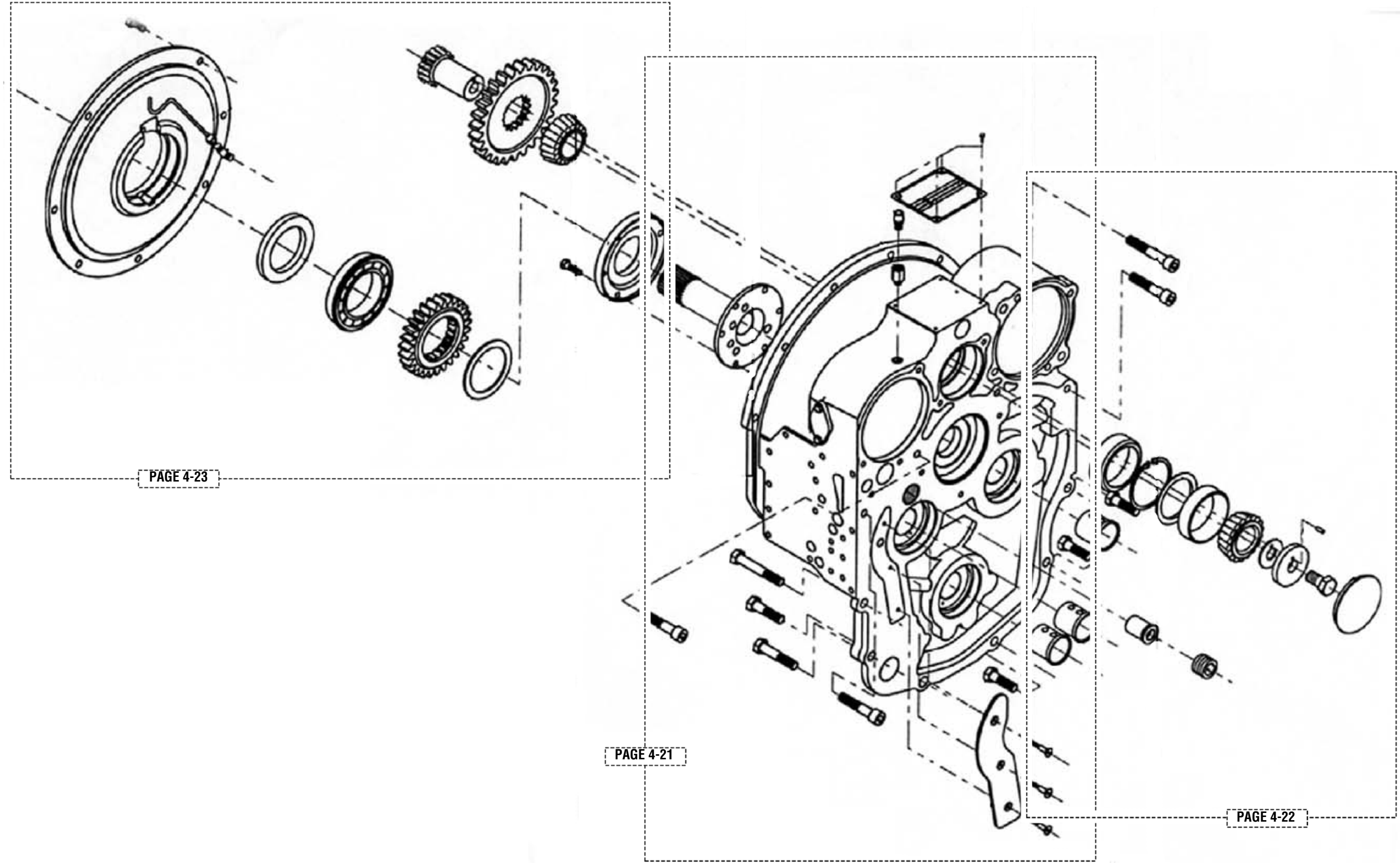


| Item | Part Number | Qty | Description | Size | Comments |
|------|-------------|-----|--------------------------------|------|--|
| 1 | 350000270 | 8 | Valve, Solenoid Assembly | | |
| 2 | 300000737 | 1 | Valve, Assembly PS760, 6 Speed | | |
| 3 | 320000000 | 1 | Low Pressure Switch | | When replacing you will need gasket #320000001 |
| | 350000272 | 1 | Gasket, Valve Block | | Not Shown |

Station 1 Transmission & Drivetrain • AS1210 (Funk 6-Speed)

TRANSMISSION & DRIVETRAIN • AS1210 • TRANSMISSION & DRIVETRAIN • AS1210 • TRANSMISSION & DRIVETRAIN • AS1210 • TRANSMISSION & DRIVETRAIN • AS1210 • TRANSMISSION & DRIVETRAIN • AS1210 • TRANSMISSION & DRIVETRAIN • AS1210 • TRANSMISSION & DRIVETRAIN

AS1210 (Funk 6-Speed)
Overview



PAGE 4-23

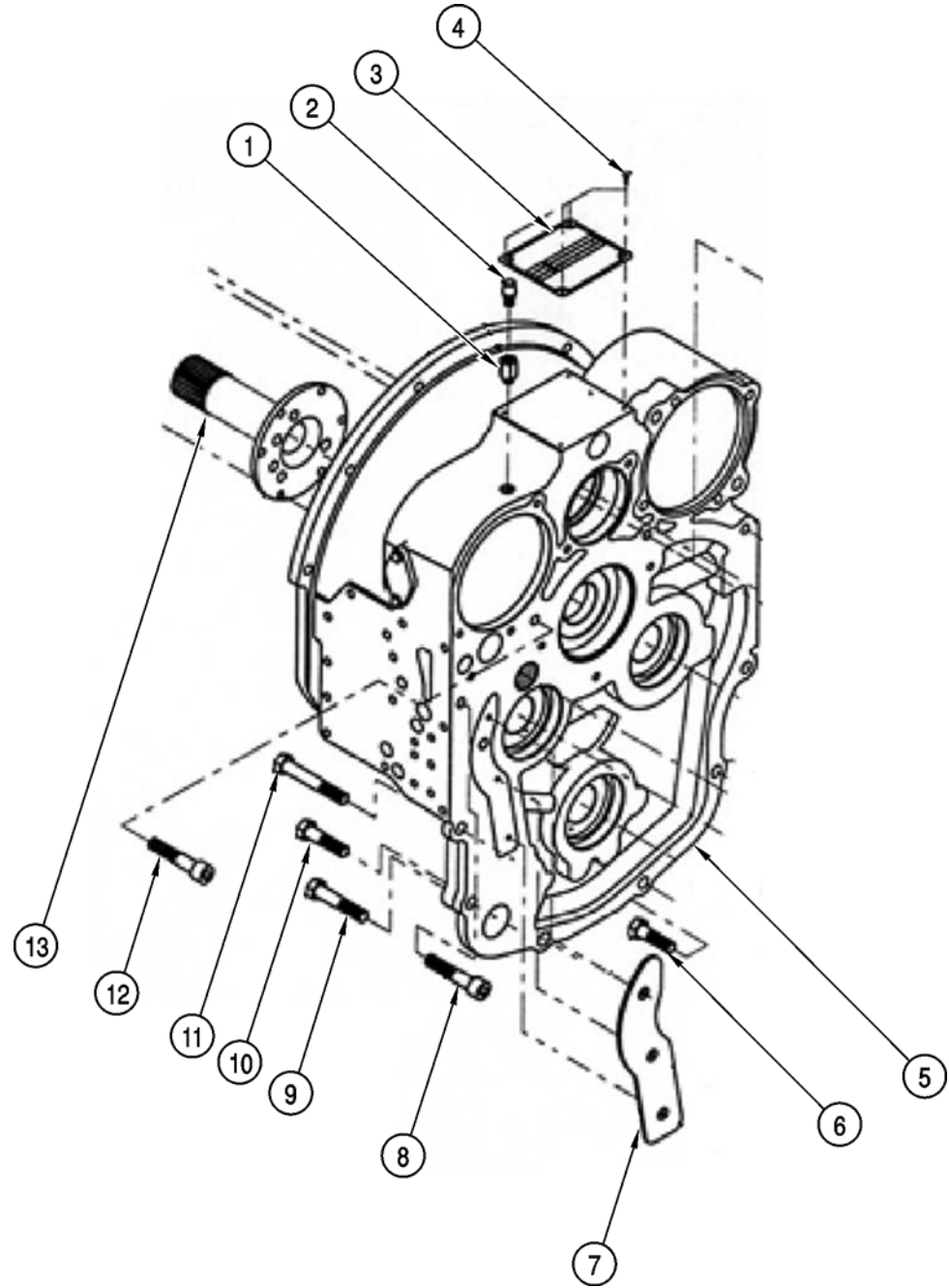
PAGE 4-21

PAGE 4-22

Station 1 Transmission & Drivetrain • AS1210 (Funk 6-Speed)

TRANSMISSION & DRIVETRAIN • AS1210 • TRANSMISSION & DRIVETRAIN • AS1210 • TRANSMISSION & DRIVETRAIN • AS1210 • TRANSMISSION & DRIVETRAIN • AS1210 • TRANSMISSION & DRIVETRAIN • AS1210 • TRANSMISSION & DRIVETRAIN • AS1210 • TRANSMISSION & DRIVETRAIN

Stator Tube, ID Plate, Breather & Oil Passage Cover

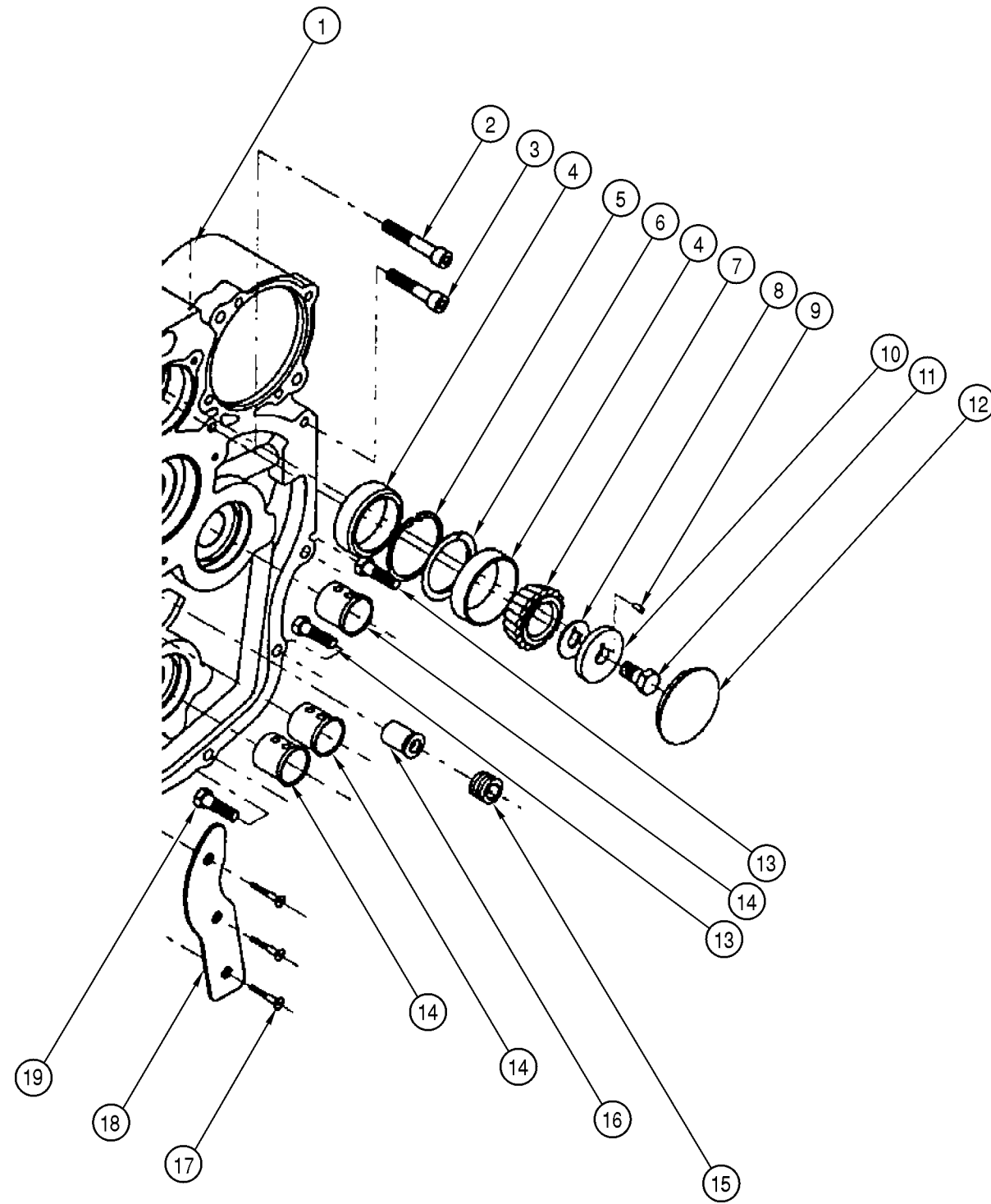


| Item | Part Number | Qty | Description | Size | Comments |
|------|-------------|-----|-----------------------------|------|------------------|
| 1 | NSS | 1 | Adapter, Breather | | Included with #2 |
| 2 | 300400127 | 1 | Breather, Funk Transmission | | |
| 3 | 300400125 | 1 | Serial Tag | | |
| 4 | 300400126 | 4 | Screw, Mount | | |
| 5 | 300400101 | 1 | Front Cover, Funk | | |
| 6 | 300400130 | 3 | Capscrew, Case | | |
| 7 | 300400102 | 1 | Cover, Oil Passage | | |
| 8 | 300400129 | 3 | Capscrew, Case | | |
| 9 | 300400131 | 2 | Capscrew, Case | | |
| 10 | 300400132 | 2 | Capscrew, Case | | |
| 11 | 300400133 | 4 | Capscrew, Case | | |
| 12 | 300400129 | 3 | Capscrew, Case | | |
| 13 | 300400116 | 1 | Stator Support Tube | | |

Station 1 Transmission & Drivetrain • AS1210 (Funk 6-Speed)

TRANSMISSION & DRIVETRAIN • AS1210 • TRANSMISSION & DRIVETRAIN • AS1210 • TRANSMISSION & DRIVETRAIN • AS1210 • TRANSMISSION & DRIVETRAIN • AS1210 • TRANSMISSION & DRIVETRAIN • AS1210 • TRANSMISSION & DRIVETRAIN • AS1210 • TRANSMISSION & DRIVETRAIN

Idler Gearshaft Components & Bore Sleeves

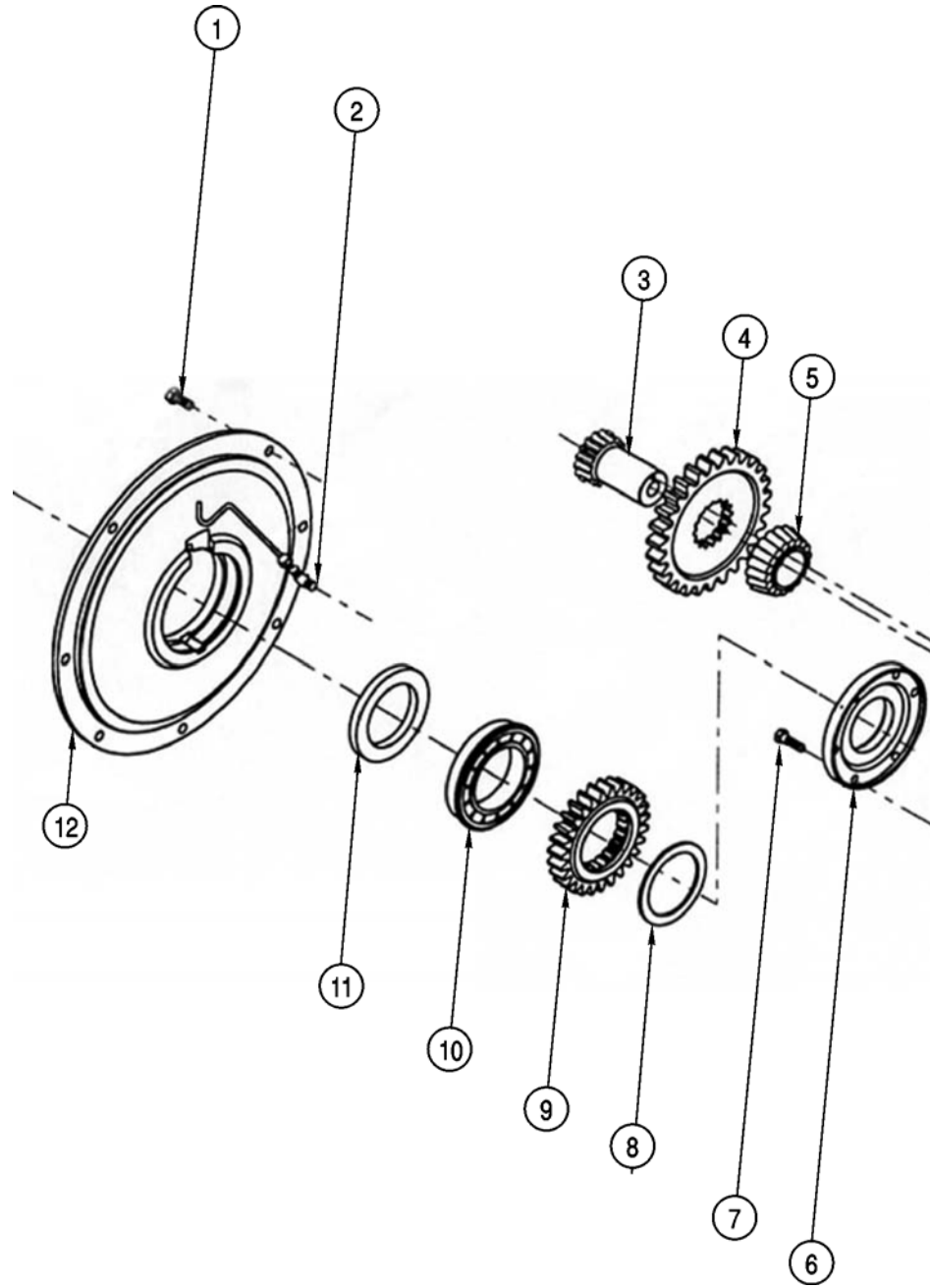


| Item | Part Number | Qty | Description | Size | Comments |
|------|-------------|-----|----------------------------|------|-------------------------|
| 1 | 300400101 | 1 | Front Cover, Funk | | |
| 2 | 300400128 | 1 | Capscrew, Case | | |
| 3 | 300400129 | 3 | Capscrew, Case | | |
| 4 | 300400109 | 2 | Cup, Idler Gear Bearing | | |
| 5 | 300400110 | 1 | Snap Ring | | |
| 6 | 300400113 | 1 | Spacer | | |
| 7 | 300400134 | 2 | Bearing, Idler Gear | | |
| 8 | NSS | 1 | Spacer, Retainer | | Included with 300400111 |
| 9 | 300400114 | 1 | Pin, Roll | | |
| 10 | 300400111 | 1 | Retainer, Idler Gear Shaft | | |
| 11 | 300400112 | 1 | Capscrew, Idler Gear | | |
| 12 | 300400115 | 1 | Cover Plate | | |
| 13 | 300400130 | 3 | Capscrew, Case | | |
| 14 | 300400106 | 3 | Sleeve | | |
| 15 | 300400105 | 1 | Plug, Pipe | | |
| 16 | 300400104 | 1 | Relief Valve, Converter | | |
| 17 | 300400103 | 1 | Capscrew, Oil Cover | | |
| 18 | 300400102 | 1 | Cover, Oil Passage | | |
| 19 | 300400130 | 3 | Capscrew, Case | | |

Station 1 Transmission & Drivetrain • AS1210 (Funk 6-Speed)

TRANSMISSION & DRIVETRAIN • AS1210 • TRANSMISSION & DRIVETRAIN • AS1210 • TRANSMISSION & DRIVETRAIN • AS1210 • TRANSMISSION & DRIVETRAIN • AS1210 • TRANSMISSION & DRIVETRAIN • AS1210 • TRANSMISSION & DRIVETRAIN • AS1210 • TRANSMISSION & DRIVETRAIN

Bearing Retainer & Idler Assembly

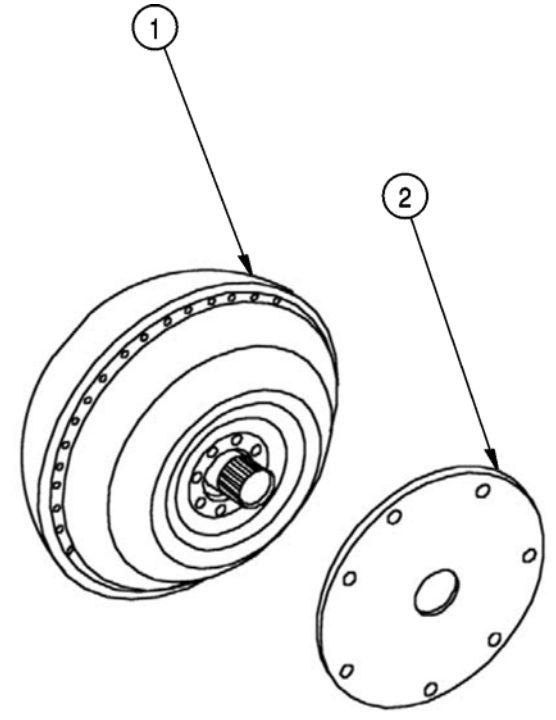


| Item | Part Number | Qty | Description | Size | Comments |
|------|-------------|-----|----------------------------|------|----------|
| 1 | 300400118 | 7 | Capscrew, Bearing Retainer | | |
| 2 | 300400141 | 1 | Elbow, Oil Tube | | |
| 3 | 300400108 | 1 | Idler Gear Shaft | | |
| 4 | 300400107 | 1 | Idler Gear | | |
| 5 | 300400134 | 2 | Bearing, Idler Gear | | |
| 6 | 300400117 | 1 | Retainer, Stator Tube | | |
| 7 | 300400118 | 6 | Capscrew, Retainer | | |
| 8 | 300400119 | 1 | Washer, Thrust | | |
| 9 | 300400120 | 1 | Impeller Hub Gear | | |
| 10 | 300400122 | 1 | Bearing, Retainer Plate | | |
| 11 | 300400123 | 1 | Oil Seal, Front Cover | | |
| 12 | 300400121 | 1 | Plate, Bearing Retainer | | |

Station 1 Transmission & Drivetrain • AS1210 (Funk 6-Speed)

TRANSMISSION & DRIVETRAIN • AS1210 • TRANSMISSION & DRIVETRAIN • AS1210 • TRANSMISSION & DRIVETRAIN • AS1210 • TRANSMISSION & DRIVETRAIN • AS1210 • TRANSMISSION & DRIVETRAIN • AS1210 • TRANSMISSION & DRIVETRAIN • AS1210 • TRANSMISSION & DRIVETRAIN

Torque Converter

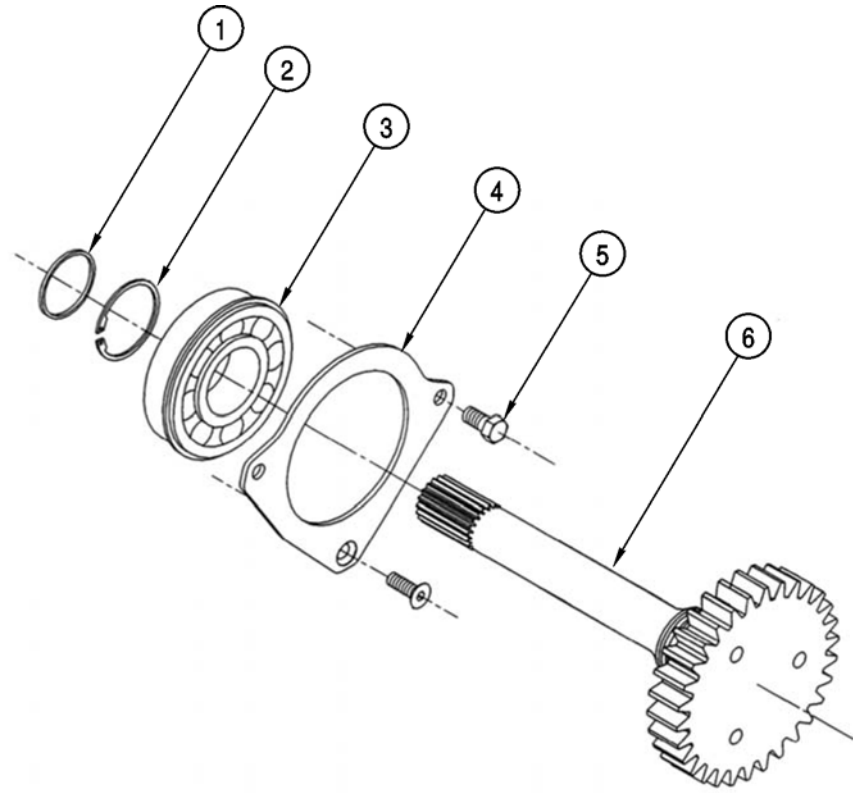


| Item | Part Number | Qty | Description | Size | Comments |
|------|-------------|-----|-------------------------------------|------|----------|
| 1 | 300400147 | 1 | Torque Converter, Funk Transmission | | |
| 2 | 300400148 | 1 | Flex Plate Assembly | | |
| | | | | | |
| | | | | | |
| | | | | | |
| | | | | | |
| | | | | | |
| | | | | | |

Station 1 Transmission & Drivetrain • AS1210 (Funk 6-Speed)

TRANSMISSION & DRIVETRAIN • AS1210 • TRANSMISSION & DRIVETRAIN • AS1210 • TRANSMISSION & DRIVETRAIN • AS1210 • TRANSMISSION & DRIVETRAIN • AS1210 • TRANSMISSION & DRIVETRAIN • AS1210 • TRANSMISSION & DRIVETRAIN • AS1210 • TRANSMISSION & DRIVETRAIN

Input Shaft

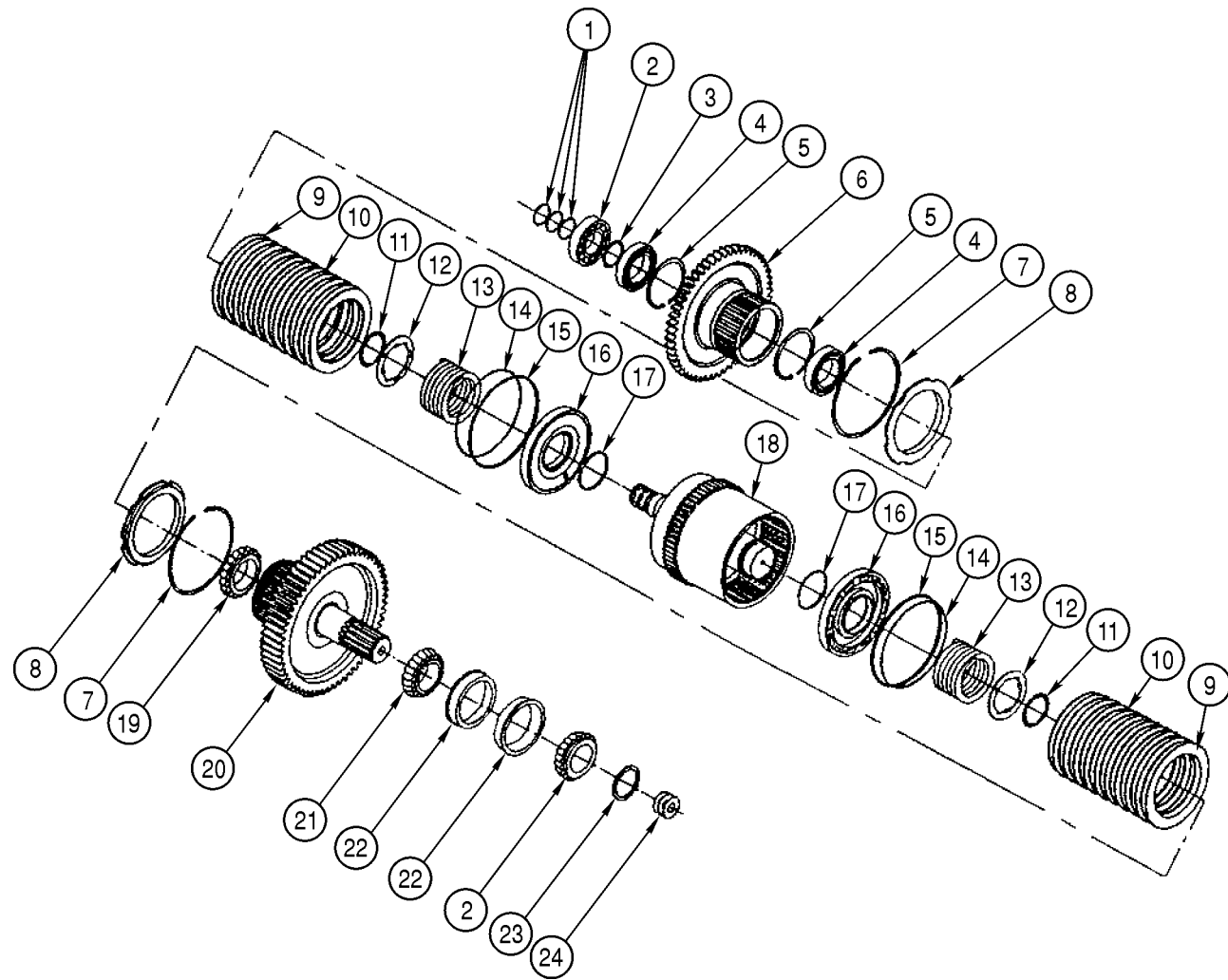


| Item | Part Number | Qty | Description | Size | Comments |
|------|-------------|-----|-----------------------------|------|----------|
| 1 | 300400154 | 1 | Seal Ring | | |
| 2 | 300400153 | 1 | Snap Ring | | |
| 3 | 300400150 | 1 | Bearing, Input Shaft | | |
| 4 | 300400151 | 1 | Retainer, Bearing and Shaft | | |
| 5 | 300400152 | 3 | Capscrew, Retainer | | |
| 6 | 300400149 | 1 | Input Shaft | | |
| | | | | | |
| | | | | | |
| | | | | | |

Station 1 Transmission & Drivetrain • AS1210 (Funk 6-Speed)

TRANSMISSION & DRIVETRAIN • AS1210 • TRANSMISSION & DRIVETRAIN • AS1210 • TRANSMISSION & DRIVETRAIN • AS1210 • TRANSMISSION & DRIVETRAIN • AS1210 • TRANSMISSION & DRIVETRAIN • AS1210 • TRANSMISSION & DRIVETRAIN • AS1210 • TRANSMISSION & DRIVETRAIN

First Stage Clutch

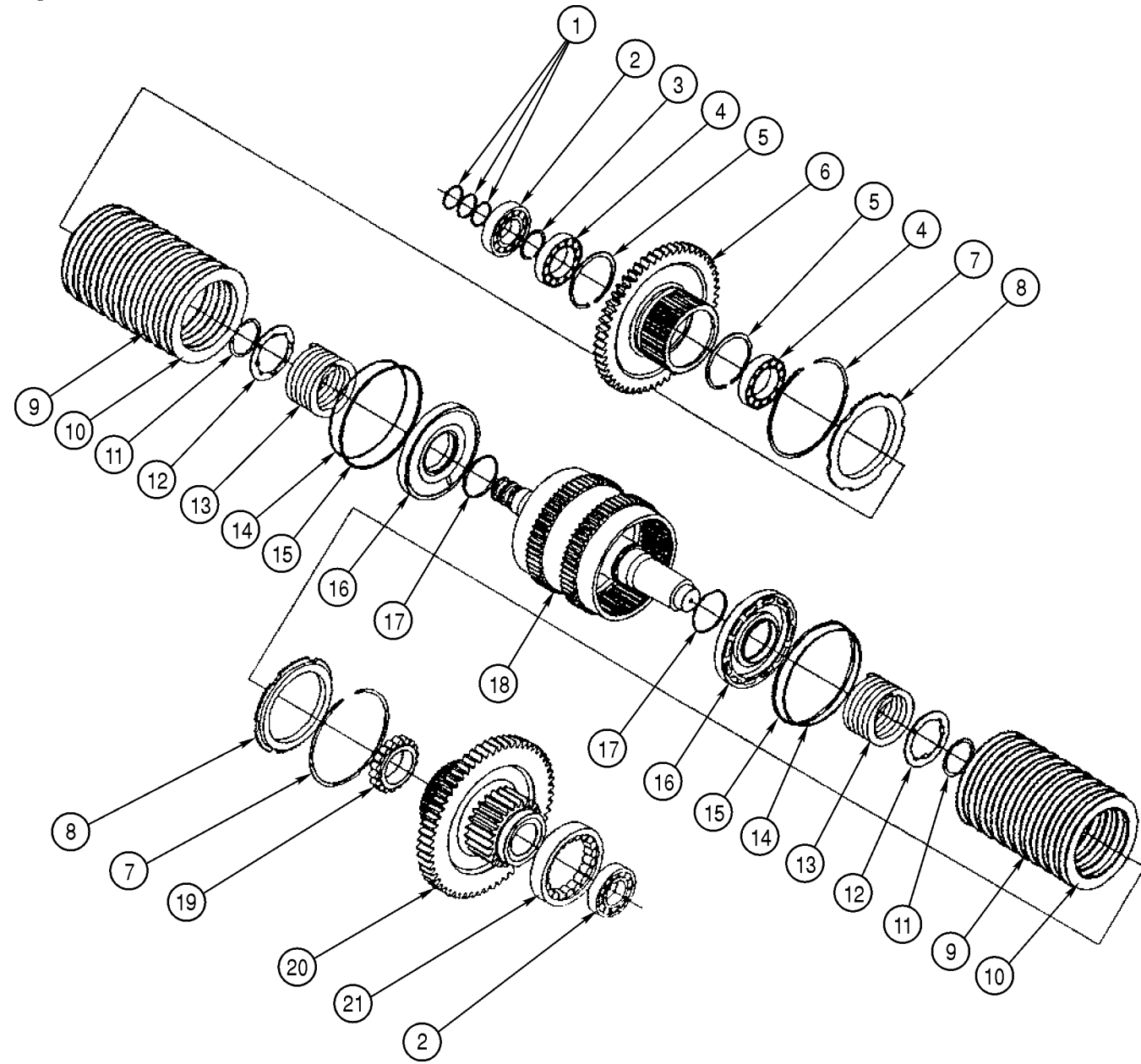


| Item | Part Number | Qty | Description | Size | Comments |
|------|-------------|-----|----------------------------------|------|---------------------------|
| 1 | 300400184 | 3 | Sealing Ring | | |
| 2 | 300400183 | 2 | Bearing | | |
| 3 | 300400200 | 1 | Snap Ring | | |
| 4 | 300400169 | 2 | Bearing | | |
| 5 | 300400170 | 2 | Snap Ring | | |
| 6 | 300400168 | 1 | Gear and Hub, Forward High Range | | |
| 7 | 300400167 | 2 | Snap Ring | | |
| 8 | 300400166 | 2 | Retainer, Clutch Plate | | |
| 9 | 300400165 | 20 | Separator Plate | | |
| 10 | 300400164 | 20 | Clutch Plate | | |
| 11 | 300400185 | 2 | Snap Ring | | |
| 12 | 300400163 | 2 | Retainer, Spring | | |
| 13 | 300400162 | 2 | Clutch Return Spring | | |
| 14 | 300400159 | 2 | O Ring, Back Up | | |
| 15 | 300400158 | 2 | Seal, Lip | | |
| 16 | 300400161 | 2 | Piston Assembly, Clutch | | |
| 17 | 350000307 | 2 | O Ring | | |
| 18 | 300400156 | 1 | Shaft Assembly, 1st Stage Clutch | | |
| 19 | 300400180 | 1 | Bearing | | |
| 20 | 300400179 | 1 | Gear and Hub, Low | | |
| 21 | 300400181 | 1 | Bearing | | |
| 22 | 300400222 | 2 | Bearing Cup | | |
| 23 | 300400182 | 1 | Snap Ring | | |
| 24 | 300400229 | 1 | Shim Pack | | |
| | 300400155 | 1 | Complete 1st Stage Clutch Assy. | | Includes everything shown |

Station 1 Transmission & Drivetrain • AS1210 (Funk 6-Speed)

TRANSMISSION & DRIVETRAIN • AS1210 • TRANSMISSION & DRIVETRAIN • AS1210 • TRANSMISSION & DRIVETRAIN • AS1210 • TRANSMISSION & DRIVETRAIN • AS1210 • TRANSMISSION & DRIVETRAIN • AS1210 • TRANSMISSION & DRIVETRAIN • AS1210 • TRANSMISSION & DRIVETRAIN

Second Stage Clutch

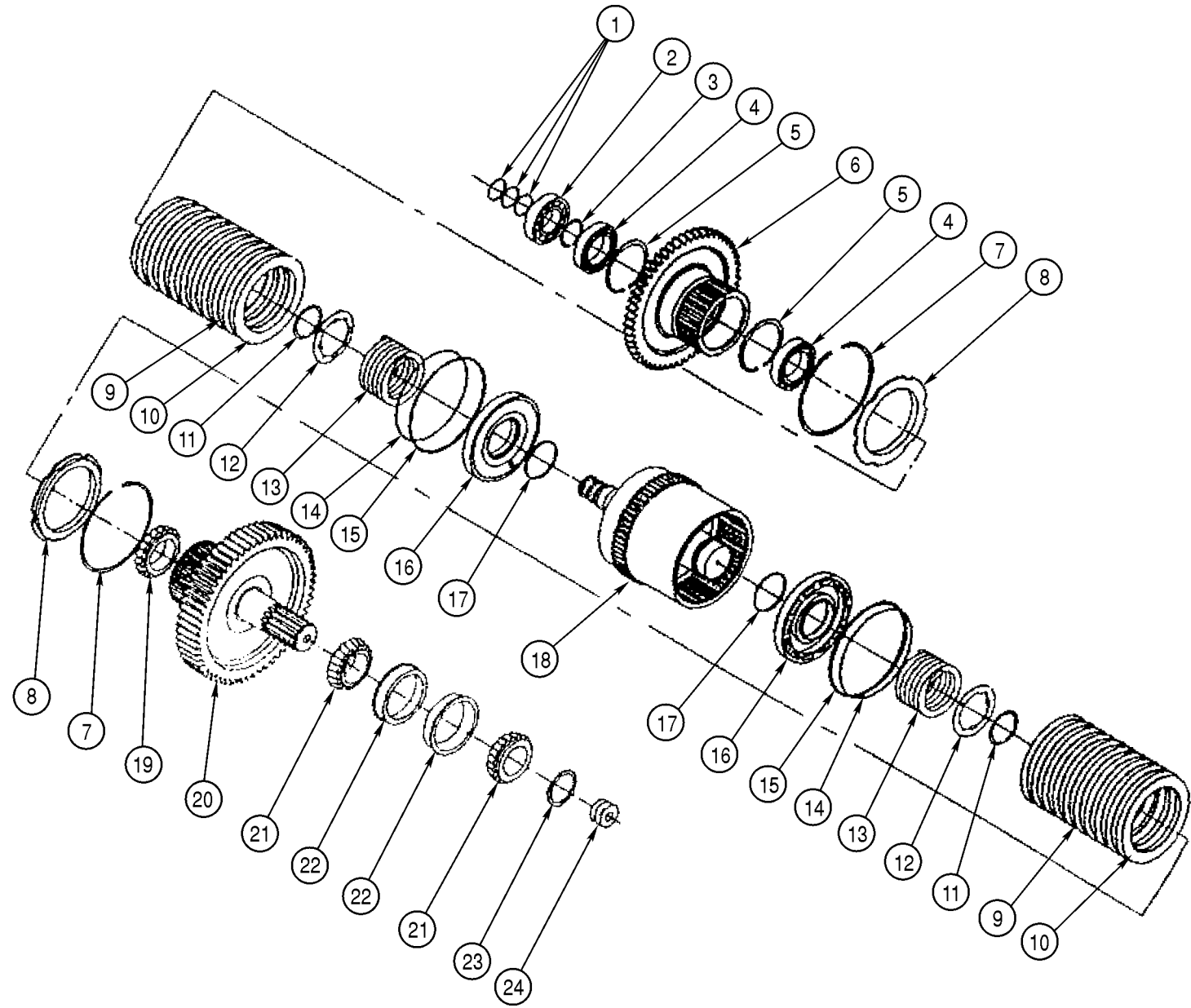


| Item | Part Number | Qty | Description | Size | Comments |
|------|-------------|-----|----------------------------------|------|---------------------------|
| 1 | 300400184 | 3 | Seal Ring | | |
| 2 | 300400183 | 2 | Bearing | | |
| 3 | 300400182 | 1 | Snap Ring | | |
| 4 | 300400169 | 2 | Bearing | | |
| 5 | 300400170 | 2 | Snap Ring | | |
| 6 | 300400168 | 1 | Gear and Hub, Forward Low Range | | |
| 7 | 300400167 | 2 | Snap Ring | | |
| 8 | 300400166 | 2 | Clutch Plate Retainer | | |
| 9 | 300400165 | 20 | Separator Plate | | |
| 10 | 300400164 | 20 | Clutch Plate | | |
| 11 | 300400185 | 2 | Snap Ring | | |
| 12 | 300400163 | 2 | Retainer, Spring | | |
| 13 | 300400162 | 2 | Spring, Clutch Piston Return | | |
| 14 | 300400159 | 2 | O Ring, Back Up | | |
| 15 | 300400158 | 2 | Seal, Lip | | |
| 16 | 300400161 | 2 | Piston, Clutch | | |
| 17 | 350000307 | 2 | O Ring, Piston | | |
| 18 | 300400186 | 1 | Shaft Assembly, 2nd Stage Clutch | | |
| 19 | 300400181 | 1 | Bearing | | |
| 20 | 300400179 | 1 | Gear and Hub, Second Gear | | |
| 21 | 300400180 | 1 | Bearing | | |
| | 300400157 | 1 | Complete 2nd Stage Clutch Assy. | | Includes everything shown |

Station 1 Transmission & Drivetrain • AS1210 (Funk 6-Speed)

TRANSMISSION & DRIVETRAIN • AS1210 • TRANSMISSION & DRIVETRAIN • AS1210 • TRANSMISSION & DRIVETRAIN • AS1210 • TRANSMISSION & DRIVETRAIN • AS1210 • TRANSMISSION & DRIVETRAIN • AS1210 • TRANSMISSION & DRIVETRAIN

Third Stage Clutch

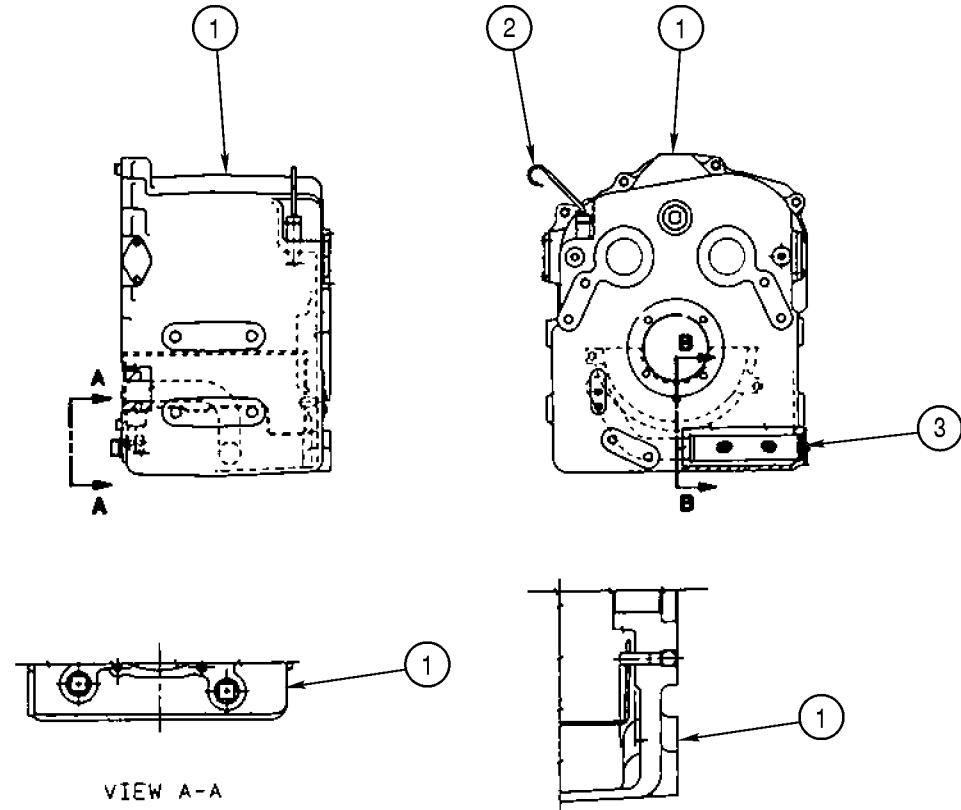


| Item | Part Number | Qty | Description | Size | Comments |
|------|-------------|-----|----------------------------------|------|---------------------------|
| 1 | 300400184 | 3 | Seal Ring | | |
| 2 | 300400183 | 1 | Bearing | | |
| 3 | 300400220 | 1 | Snap Ring | | |
| 4 | 300400198 | 2 | Bearing | | |
| 5 | 300400170 | 2 | Snap Ring | | |
| 6 | 300400218 | 1 | Gear and Hub, Reverse | | |
| 7 | 300400167 | 2 | Snap Ring | | |
| 8 | 300400195 | 2 | Clutch Plate Retainer | | |
| 9 | 300400215 | 20 | Separator Plate | | |
| 10 | 300400164 | 20 | Clutch Plate Retainer | | |
| 11 | 300400226 | 2 | Retainer Ring | | |
| 12 | 300400213 | 2 | Retainer, Spring | | |
| 13 | 300400212 | 2 | Spring, Piston Return | | |
| 14 | 300400159 | 2 | O Ring, Back-Up | | |
| 15 | 300400158 | 2 | Seal, Lip | | |
| 16 | 300400211 | 2 | Piston Assembly, Clutch | | |
| 17 | 350000307 | 2 | O Ring, Piston | | |
| 18 | 300400207 | 1 | Shaft Assembly, 3rd Stage Clutch | | |
| 19 | 300400200 | 1 | Bearing | | |
| 20 | 300400223 | 1 | Gear and Hub, Third Gear | | |
| 21 | 300400224 | 2 | Bearing | | |
| 22 | 300400222 | 2 | Bearing Cup | | |
| 23 | 300400227 | 1 | Washer | | |
| 24 | 300400229 | A/R | Shim Pack | | |
| | 300400206 | 1 | Complete 3rd Stage Clutch Assy. | | Includes everything shown |

Station 1 Transmission & Drivetrain • AS1210 (Funk 6-Speed)

TRANSMISSION & DRIVETRAIN • AS1210 • TRANSMISSION & DRIVETRAIN • AS1210 • TRANSMISSION & DRIVETRAIN • AS1210 • TRANSMISSION & DRIVETRAIN • AS1210 • TRANSMISSION & DRIVETRAIN • AS1210 • TRANSMISSION & DRIVETRAIN • AS1210 • TRANSMISSION & DRIVETRAIN

Rear Case

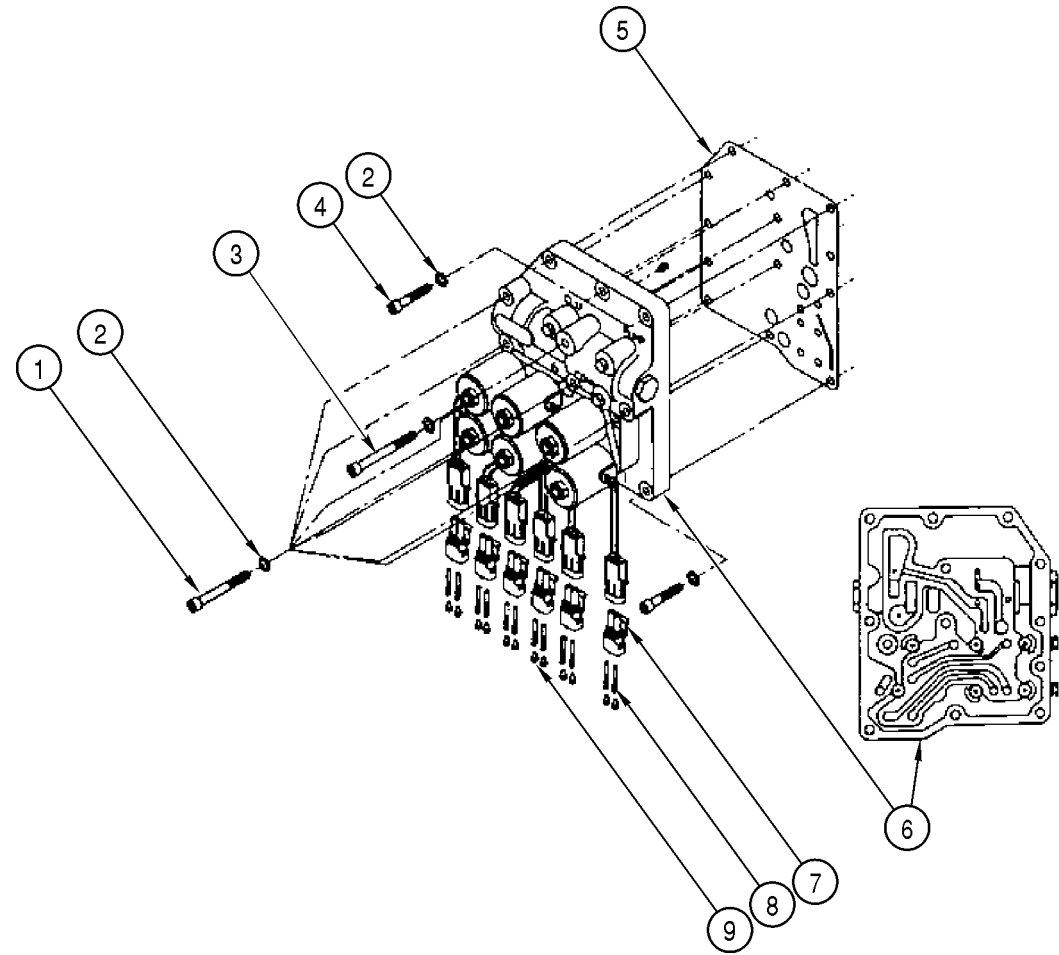


| Item | Part Number | Qty | Description | Size | Comments |
|------|-------------|-----|---------------------------|------|----------|
| 1 | 300400235 | 1 | Case Assembly, Main Funk | | |
| 2 | 300000022 | 1 | Dipstick, Funk | | |
| 3 | 300400243 | 1 | Suction Strainer Assembly | | |
| | | | | | |
| | | | | | |
| | | | | | |
| | | | | | |
| | | | | | |

Station 1 Transmission & Drivetrain • AS1210 (Funk 6-Speed)

TRANSMISSION & DRIVETRAIN • AS1210 • TRANSMISSION & DRIVETRAIN • AS1210 • TRANSMISSION & DRIVETRAIN • AS1210 • TRANSMISSION & DRIVETRAIN • AS1210 • TRANSMISSION & DRIVETRAIN • AS1210 • TRANSMISSION & DRIVETRAIN • AS1210 • TRANSMISSION & DRIVETRAIN

Manifold Assembly

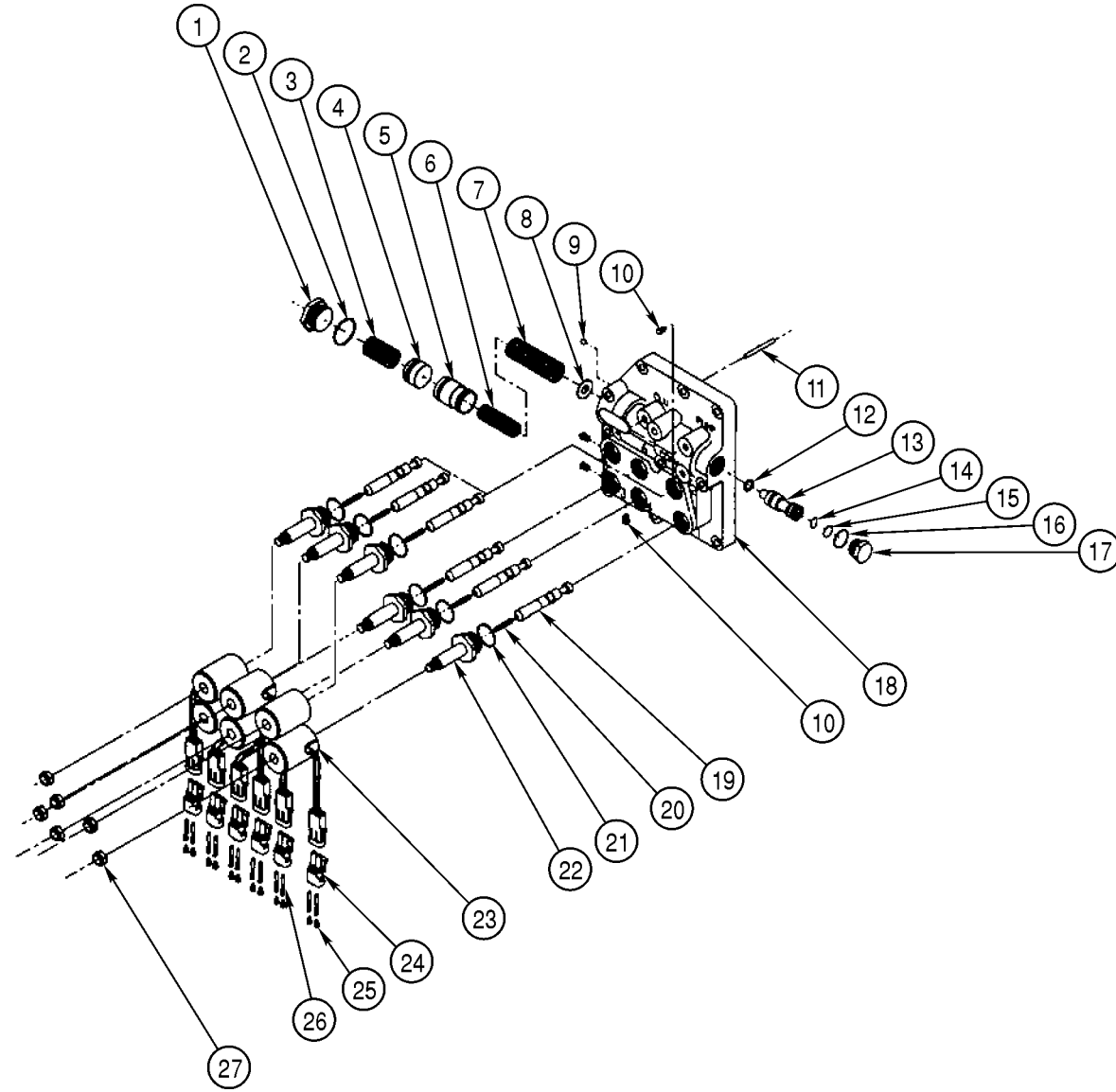


| Item | Part Number | Qty | Description | Size | Comments |
|------|-------------|-----|-------------------------|------|------------------|
| 1 | 300400257 | 7 | Capscrew | | |
| 2 | 350400252 | 12 | Washer, Flat | | |
| 3 | 300400261 | 1 | Capscrew | | |
| 4 | 300400256 | 4 | Capscrew | | |
| 5 | 300400260 | 1 | Gasket, Valve Body | | |
| 6 | 300400255 | 1 | Body, Valve Assembly | | |
| 7 | 300400286 | 6 | Connector Kit | | |
| 8 | NSS | 12 | Pins | | Included with #7 |
| 9 | NSS | 12 | Seal | | Included with #7 |
| | 300400254 | 1 | Valve Assembly Complete | | |

Station 1 Transmission & Drivetrain • AS1210 (Funk 6-Speed)

TRANSMISSION & DRIVETRAIN • AS1210 • TRANSMISSION & DRIVETRAIN • AS1210 • TRANSMISSION & DRIVETRAIN • AS1210 • TRANSMISSION & DRIVETRAIN • AS1210 • TRANSMISSION & DRIVETRAIN • AS1210 • TRANSMISSION & DRIVETRAIN • AS1210 • TRANSMISSION & DRIVETRAIN

Manifold Components

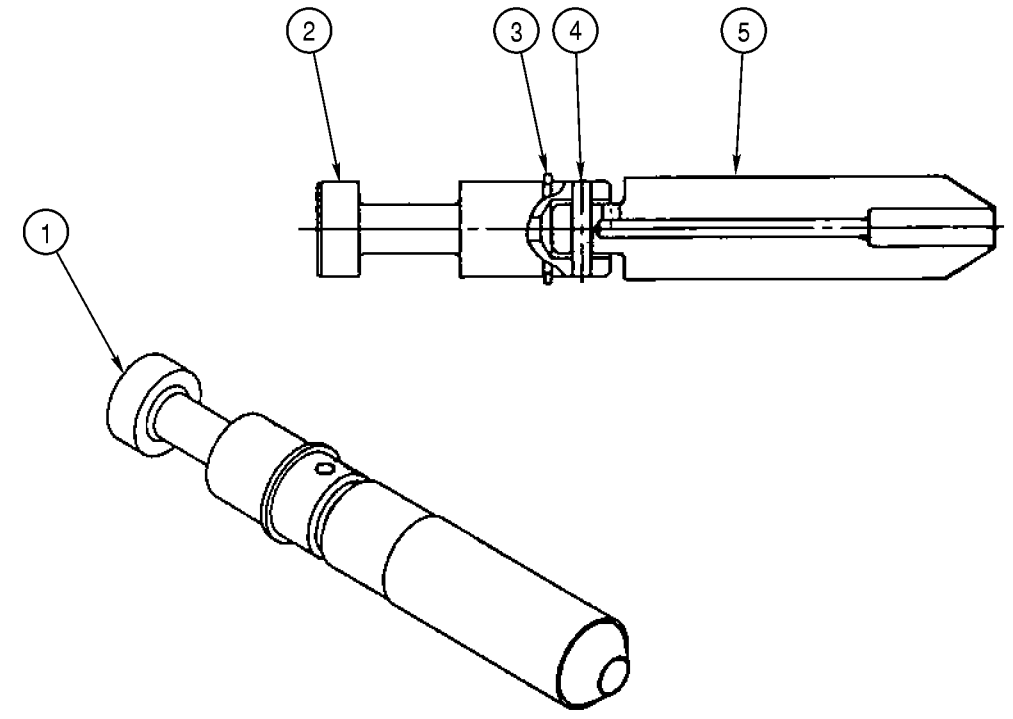


| Item | Part Number | Qty | Description | Size | Comments |
|------|-------------|-----|----------------------------|------|-------------------|
| 1 | 300400272 | | Plug, Dump Valve | | |
| 2 | 300400271 | | O Ring | | |
| 3 | 300400270 | | Spring, Dump | | |
| 4 | 300400269 | | Valve | | |
| 5 | 300400267 | | Piston Accumulator | | |
| 6 | 300400266 | | Spring, Inner | | |
| 7 | 300400265 | | Spring, Outer | | |
| 8 | 300400264 | | Washer | | |
| 9 | 300400263 | | Ball | | |
| 10 | 300400285 | 6 | Plug | | |
| 11 | 300400268 | 1 | Pin | | |
| 12 | 300400273 | 1 | Shim | | |
| 13 | 300400274 | 1 | Spool, Main Regulator | | |
| 14 | 300400275 | 1 | Plate, Orifice | | |
| 15 | 300400276 | 1 | Snap Ring | | |
| 16 | 300400277 | 1 | O Ring | | |
| 17 | 300400278 | 1 | Plug | | |
| 18 | 300400255 | 1 | Body, Valve | | |
| 19 | 300400279 | 6 | Plunger and Spool Assembly | | |
| 20 | 300400280 | 6 | Spring, Solenoid | | |
| 21 | 300400282 | 6 | O Ring | | |
| 22 | 300400281 | 6 | Core Assembly | | |
| 23 | 300400283 | 6 | Coil Assembly | | |
| 24 | 300400286 | 6 | Connector Kit | | |
| 25 | NSS | 12 | Pins | | Included with #24 |
| 26 | NSS | 12 | Seal | | Included with #24 |
| 27 | 300400284 | 6 | Nut | | |

Station 1 Transmission & Drivetrain • AS1210 (Funk 6-Speed)

TRANSMISSION & DRIVETRAIN • AS1210 • TRANSMISSION & DRIVETRAIN • AS1210 • TRANSMISSION & DRIVETRAIN • AS1210 • TRANSMISSION & DRIVETRAIN • AS1210 • TRANSMISSION & DRIVETRAIN • AS1210 • TRANSMISSION & DRIVETRAIN • AS1210 • TRANSMISSION & DRIVETRAIN

Solenoid

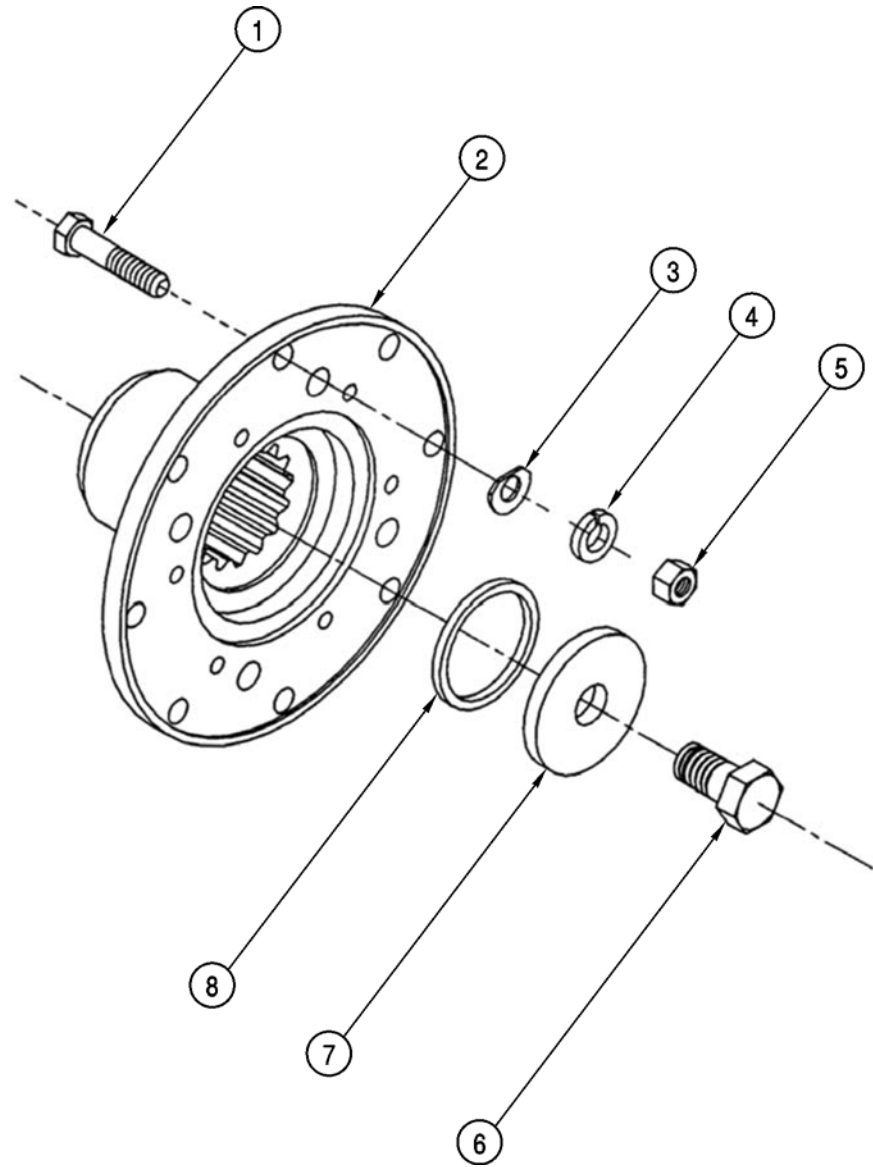


| Item | Part Number | Qty | Description | Size | Comments |
|------|-------------|-----|--------------------------|------|----------|
| 1 | 300400279 | 1 | Plunger & Spool Assembly | | |
| 2 | 300400287 | 1 | Spool, Solenoid | | |
| 3 | 300400290 | 1 | Snap Ring | | |
| 4 | 300400289 | 1 | Pin, Roll | | |
| 5 | 300400288 | 1 | Plunger, Solenoid | | |
| | | | | | |
| | | | | | |
| | | | | | |
| | | | | | |

Station 1 Transmission & Drivetrain • AS1210 (Funk 6-Speed)

TRANSMISSION & DRIVETRAIN • AS1210 • TRANSMISSION & DRIVETRAIN • AS1210 • TRANSMISSION & DRIVETRAIN • AS1210 • TRANSMISSION & DRIVETRAIN • AS1210 • TRANSMISSION & DRIVETRAIN • AS1210 • TRANSMISSION & DRIVETRAIN • AS1210 • TRANSMISSION & DRIVETRAIN

Companion Flange

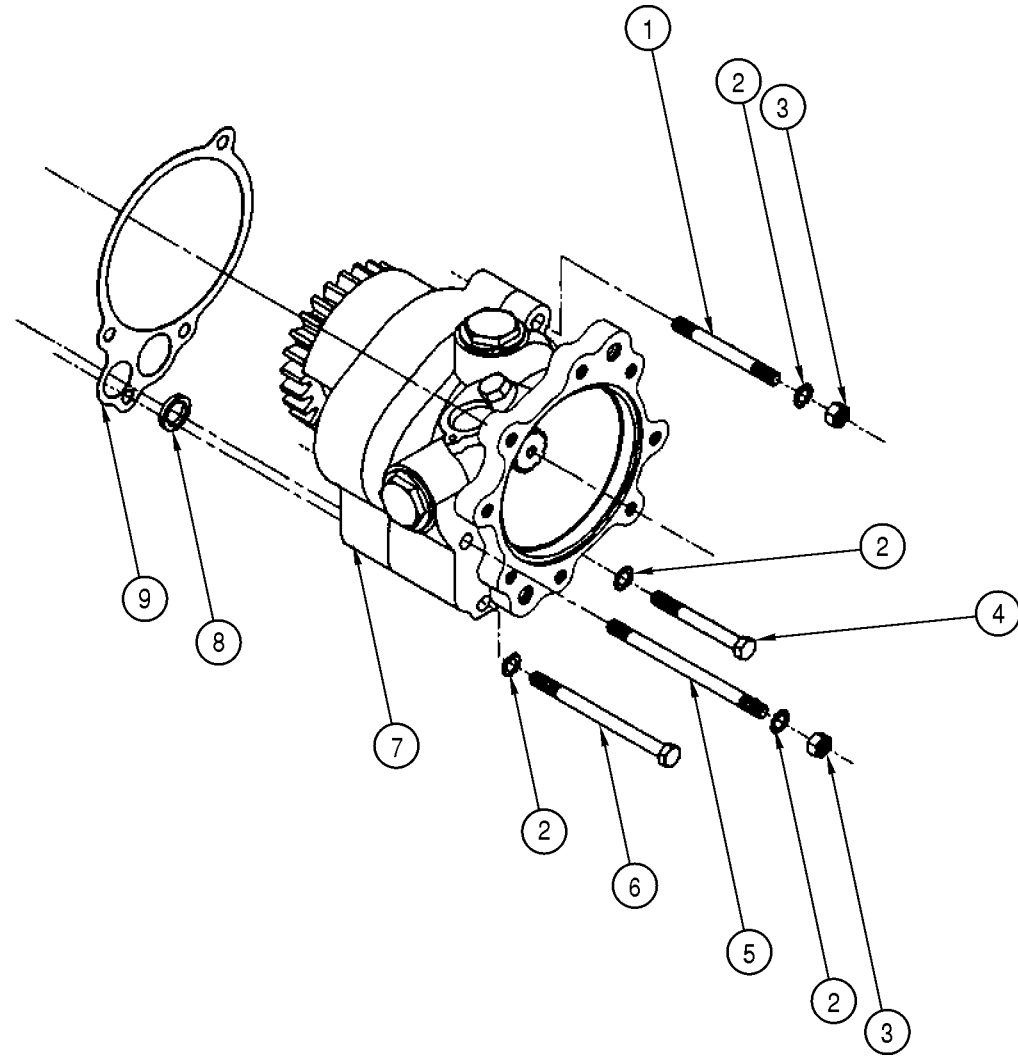


| Item | Part Number | Qty | Description | Size | Comments |
|------|-------------|-----|------------------|------|----------|
| 1 | 300400300 | 8 | Cap Screw | | |
| 2 | 300400296 | 1 | Companion Flange | | |
| 3 | 300400303 | 8 | Washer, Clipped | | |
| 4 | 300400302 | 8 | Washer, Lock | | |
| 5 | 300400301 | 8 | Nut | | |
| 6 | 300400299 | 1 | Cap Screw | | |
| 7 | 300400298 | 1 | Washer, Yoke | | |
| 8 | 300400297 | 1 | O Ring | | |

Station 1 Transmission & Drivetrain • AS1210 (Funk 6-Speed)

TRANSMISSION & DRIVETRAIN • AS1210 • TRANSMISSION & DRIVETRAIN • AS1210 • TRANSMISSION & DRIVETRAIN • AS1210 • TRANSMISSION & DRIVETRAIN • AS1210 • TRANSMISSION & DRIVETRAIN • AS1210 • TRANSMISSION & DRIVETRAIN • AS1210 • TRANSMISSION & DRIVETRAIN

Charge Pump Assembly

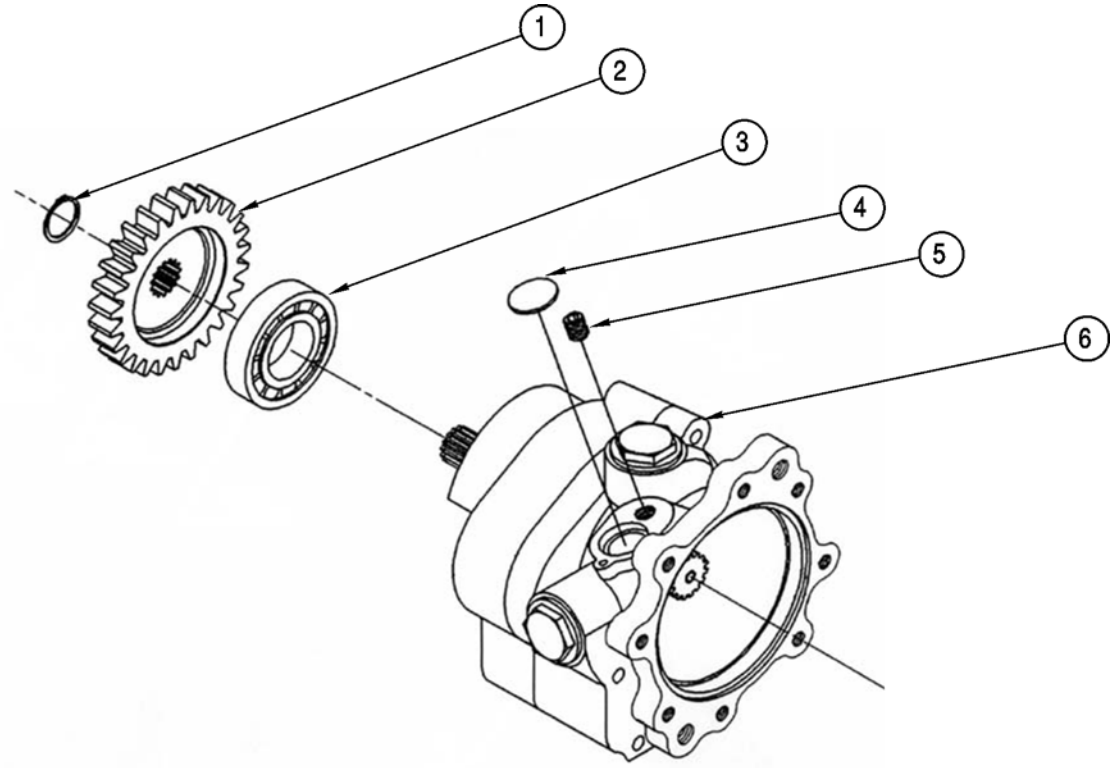


| Item | Part Number | Qty | Description | Size | Comments |
|------|-------------|-----|----------------------|------|----------|
| 1 | 300400311 | 1 | Stud | | |
| 2 | 300400302 | 4 | Washer, Lock | | |
| 3 | 300400310 | 2 | Nut | | |
| 4 | 300400306 | 1 | Capscrew | | |
| 5 | 300400308 | 1 | Stud | | |
| 6 | 300400307 | 1 | Capscrew | | |
| 7 | 300400304 | 1 | Charge Pump Assembly | | |
| 8 | 300400312 | 1 | O Ring | | |
| 9 | 300400305 | 1 | Gasket, Charge Pump | | |

Station 1 Transmission & Drivetrain • AS1210 (Funk 6-Speed)

TRANSMISSION & DRIVETRAIN • AS1210 • TRANSMISSION & DRIVETRAIN • AS1210 • TRANSMISSION & DRIVETRAIN • AS1210 • TRANSMISSION & DRIVETRAIN • AS1210 • TRANSMISSION & DRIVETRAIN • AS1210 • TRANSMISSION & DRIVETRAIN • AS1210 • TRANSMISSION & DRIVETRAIN

Charge Pump Gear

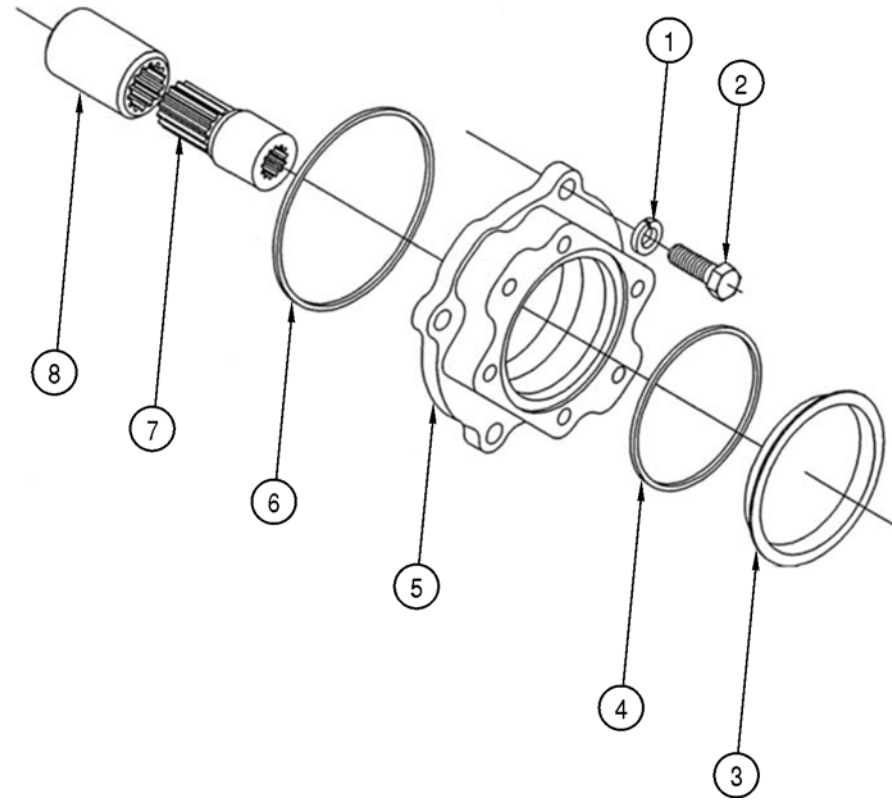


| Item | Part Number | Qty | Description | Size | Comments |
|------|-------------|-----|-----------------------------|------|----------|
| 1 | 300400317 | 1 | Snap Ring | | |
| 2 | 300400316 | 1 | Gear, Charge Pump Drive | | |
| 3 | 300400315 | 1 | Bearing, Drive Gear | | |
| 4 | 300400319 | 1 | Expansion Plug | | |
| 5 | 300400318 | 1 | Capscrew for Expansion Plug | | |
| 6 | 300400304 | 1 | Charge Pump Assembly | | |
| | | | | | |
| | | | | | |
| | | | | | |

Station 1 Transmission & Drivetrain • AS1210 (Funk 6-Speed)

TRANSMISSION & DRIVETRAIN • AS1210 • TRANSMISSION & DRIVETRAIN • AS1210 • TRANSMISSION & DRIVETRAIN • AS1210 • TRANSMISSION & DRIVETRAIN • AS1210 • TRANSMISSION & DRIVETRAIN • AS1210 • TRANSMISSION & DRIVETRAIN • AS1210 • TRANSMISSION & DRIVETRAIN

Auxiliary Pump Adapter

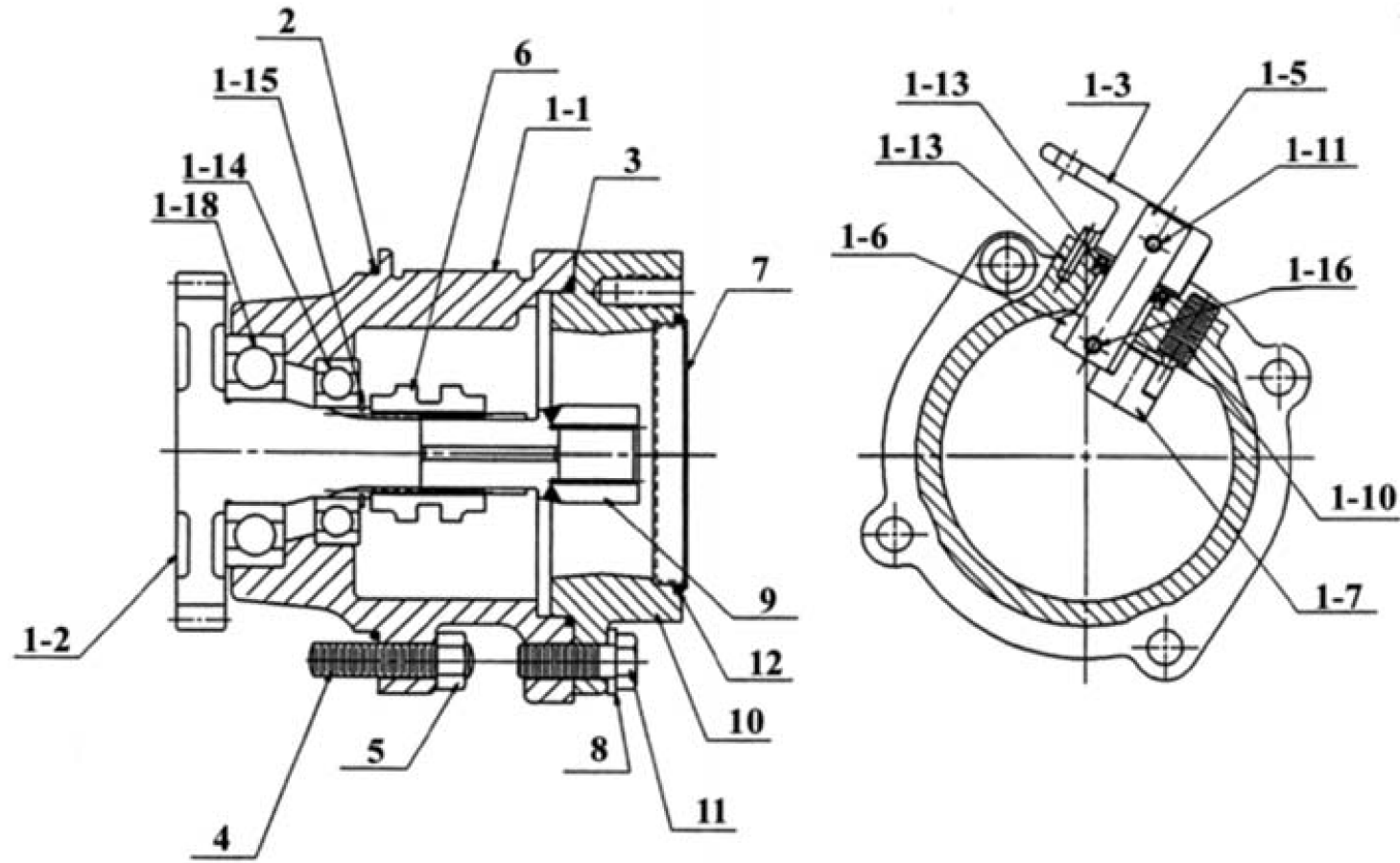


| Item | Part Number | Qty | Description | Size | Comments |
|------|-------------|-----|-------------------------------------|------|----------|
| 1 | 300400327 | 4 | Washer, Lock | | |
| 2 | 300400130 | 4 | Capscrew | | |
| 3 | 300400322 | 1 | Plug, Shipping | | |
| 4 | 300400324 | 1 | O Ring | | |
| 5 | 300400323 | 1 | Adapter Plate, Auxiliary Pump Drive | | |
| 6 | 300400325 | 1 | O Ring | | |
| 7 | 300400321 | 1 | Sleeve Adapter, Inner | | |
| 8 | 300400320 | 1 | Sleeve Adapter | | |

Station 1 Transmission & Drivetrain • AS1210 (Funk 6-Speed)

TRANSMISSION & DRIVETRAIN • AS1210 • TRANSMISSION & DRIVETRAIN • AS1210 • TRANSMISSION & DRIVETRAIN • AS1210 • TRANSMISSION & DRIVETRAIN • AS1210 • TRANSMISSION & DRIVETRAIN • AS1210 • TRANSMISSION & DRIVETRAIN • AS1210 • TRANSMISSION & DRIVETRAIN

Auxiliary Pump with Adapter Assembly

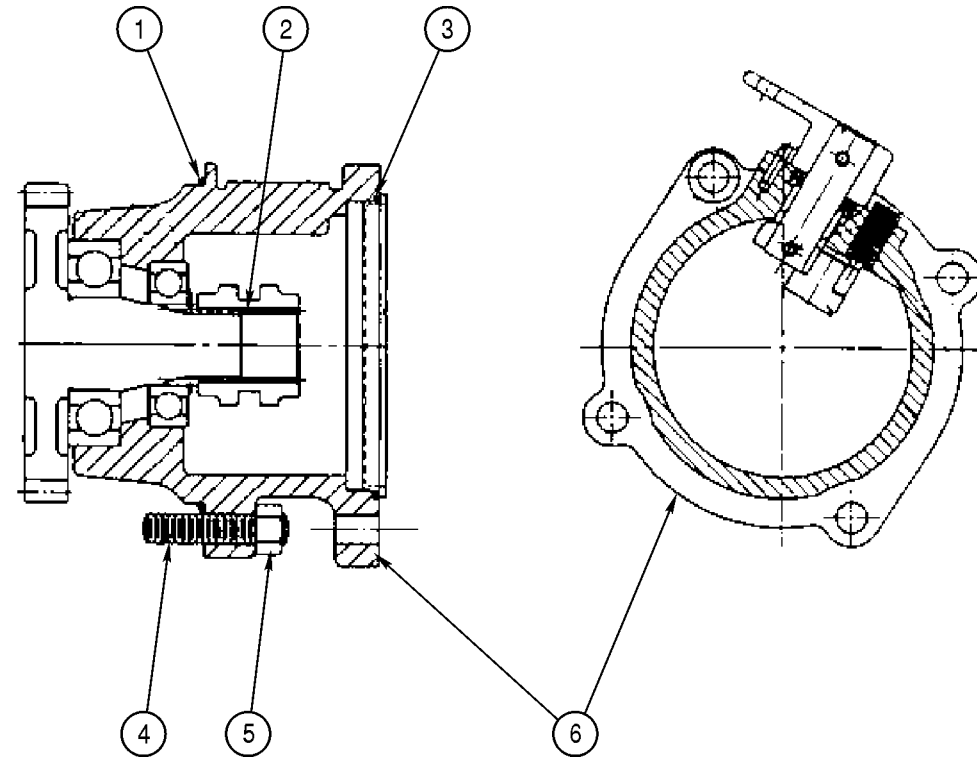


| Item | Part Number | Qty | Description | Size | Comments |
|------|-------------|-----|-------------------------------------|------|----------|
| 1-1 | 300400331 | 1 | Housing, Auxiliary Pump Drive | | |
| 1-2 | 300400332 | 1 | Drive Gear, Auxiliary Pump | | |
| 1-3 | 300400333 | 1 | Arm, Shift, Disconnect | | |
| 1-5 | 300400334 | 1 | Shaft, Disconnect | | |
| 1-6 | 300400335 | 1 | Block Detent | | |
| 1-7 | 300400336 | 1 | Fork, Disconnect | | |
| 1-10 | 300400344 | 1 | Spring Plunger | | |
| 1-11 | 300400337 | 1 | Pin, Roll | | |
| 1-13 | 300400338 | 1 | Pin | | |
| 1-13 | 300400338 | 1 | Pin | | |
| 1-14 | 300400339 | 1 | Bearing | | |
| 1-15 | 300400340 | 1 | Snap Ring | | |
| 1-16 | 300400341 | 1 | Pin, Roll | | |
| 1-18 | 300400342 | 1 | Bearing | | |
| 2 | 300400309 | 1 | O Ring | | |
| 3 | 300400325 | 1 | O Ring | | |
| 4 | 300400355 | 4 | Stud | | |
| 5 | 300400329 | 4 | Nut | | |
| 6 | 300400330 | 1 | Disc Sleeve | | |
| 7 | 300400322 | 1 | Plug, Shipping | | |
| 8 | 300400327 | 4 | Washer, Lock | | |
| 9 | 300400321 | 1 | Adapter, Sleeve Assembly | | |
| 10 | 300400323 | 1 | Adapter Plate, Auxiliary Pump Drive | | |
| 11 | 300400024 | 4 | Capscrew | | |
| 12 | 300400324 | 1 | O Ring | | |

Station 1 Transmission & Drivetrain • AS1210 (Funk 6-Speed)

TRANSMISSION & DRIVETRAIN • AS1210 • TRANSMISSION & DRIVETRAIN • AS1210 • TRANSMISSION & DRIVETRAIN • AS1210 • TRANSMISSION & DRIVETRAIN • AS1210 • TRANSMISSION & DRIVETRAIN • AS1210 • TRANSMISSION & DRIVETRAIN • AS1210 • TRANSMISSION & DRIVETRAIN

Auxiliary Pump Drive Housing

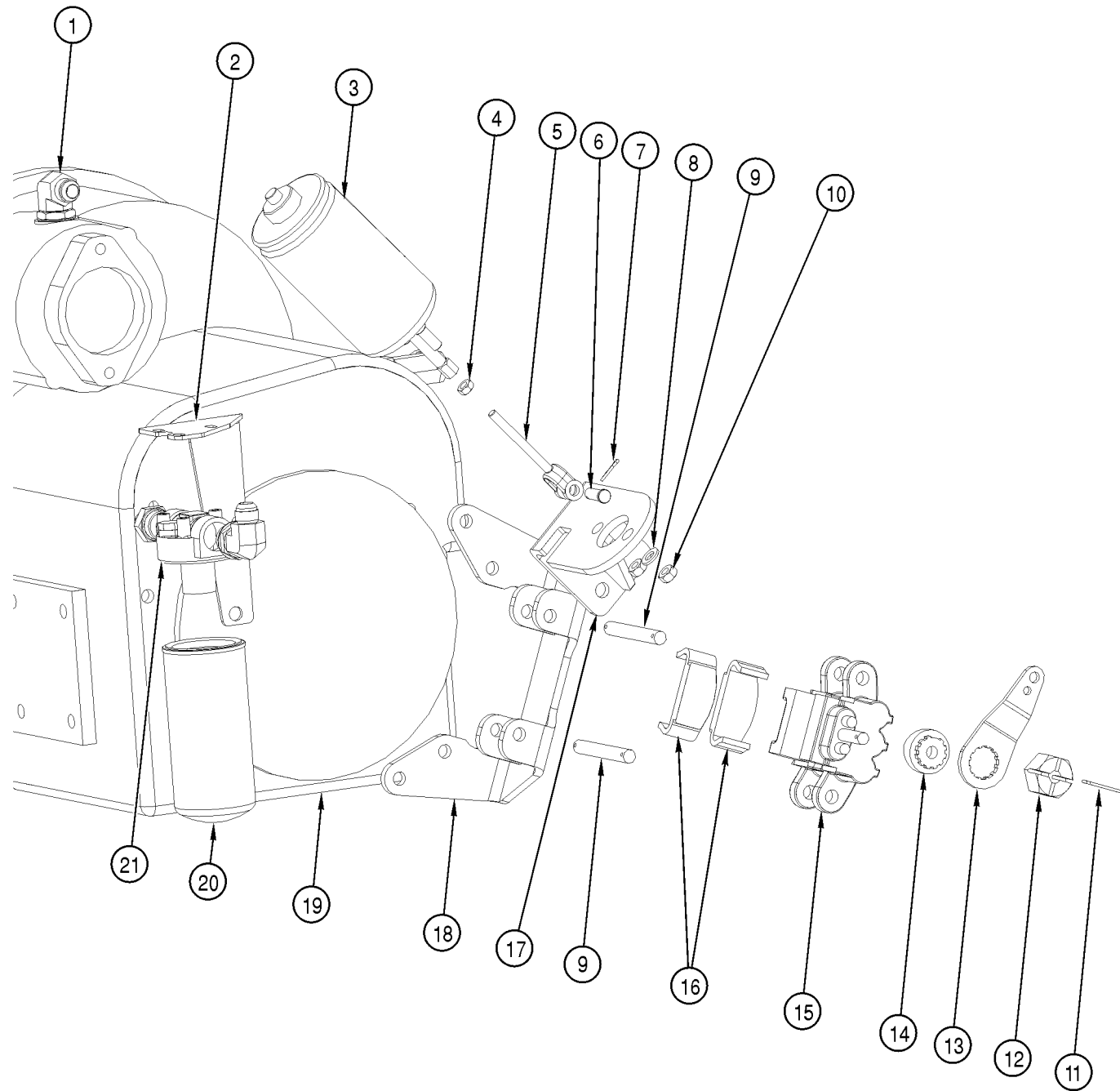


| Item | Part Number | Qty | Description | Size | Comments |
|------|-------------|-----|------------------------------------|------|----------|
| 1 | 300400325 | 1 | O Ring | | |
| 2 | 300400330 | 1 | Disconnect Sleeve | | |
| 3 | 300400326 | 1 | O Ring | | |
| 4 | 300400355 | 4 | Stud | | |
| 5 | 300400329 | 4 | Nut | | |
| 6 | 300400328 | 1 | Complete Auxiliary Pump Drive Assy | | |
| | | | | | |
| | | | | | |
| | | | | | |

Station 1 Transmission & Drivetrain • AS1210 (Funk 6-Speed)

TRANSMISSION & DRIVETRAIN • AS1210 • TRANSMISSION & DRIVETRAIN • AS1210 • TRANSMISSION & DRIVETRAIN • AS1210 • TRANSMISSION & DRIVETRAIN • AS1210 • TRANSMISSION & DRIVETRAIN • AS1210 • TRANSMISSION & DRIVETRAIN

Parking Brake Assembly

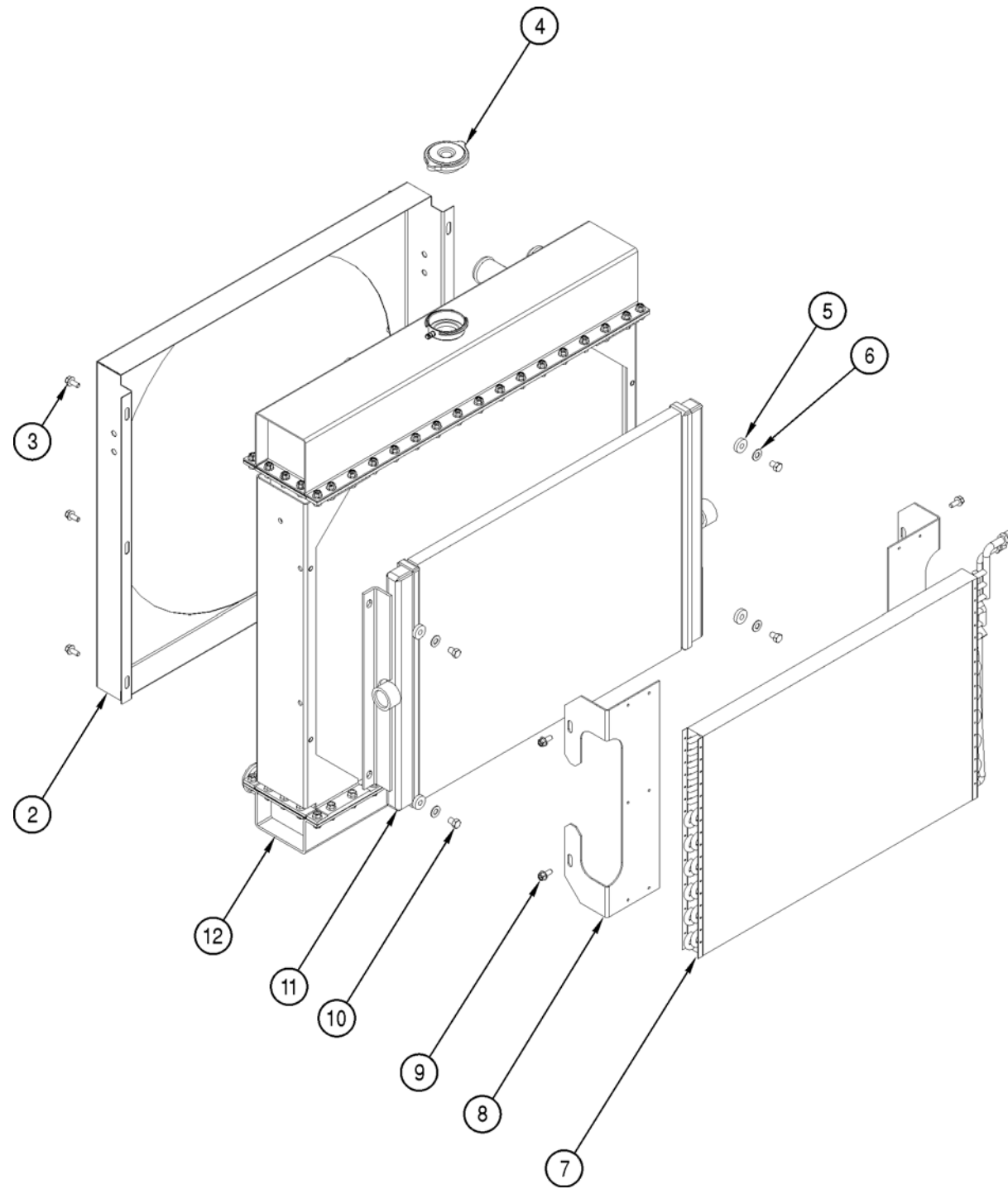


| Item | Part Number | Qty | Description | Size | Comments |
|------|-------------|-----|-------------------------------------|------|--|
| 1 | 800404254 | 1 | Fitting, 12 FLX X 16 ORM 90 | | |
| 2 | 390000511 | 1 | Bracket, Transmission Filter | | |
| 3 | 350000351 | 1 | Parking Brake Can | | |
| 4 | 901100460 | 1 | Nut, Jam M10 X 1.50 | | |
| 5 | 350000353 | 1 | Clevis, Adjuster for Park Brake Can | | Includes Pin & Cotter Pin, Not used on ITL 6 SPD |
| 6 | N/A | 1 | Pin Adjuster Clevis Brake Can | | Included with #5 |
| 7 | N/A | 1 | Cotter Pin | | Included with #5 |
| 8 | 902003047 | 2 | Washer, Lock M12 | | |
| 9 | 300400354 | 2 | Pin Caliper Funk | | |
| 10 | 901100466 | 2 | Nut, M12 X 1.75 | | |
| 11 | NSS | 1 | Cotter Pin | | Included with #15 |
| 12 | NSS | 1 | Retainer, Linkage Arm | | Included with #15 |
| 13 | NSS | 1 | Linkage Arm | | Included with #15 |
| 14 | NSS | 1 | Pivot | | Included with #15 |
| 15 | 300400346 | 1 | Caliper Assembly Funk | | Includes caliper bracket, pins, and linkage arm |
| 16 | 301300062 | 2 | Brake Pad Funk | | Included with #15, Takes two per Machine |
| 17 | 390000513 | 1 | Bracket, Funk Park Brake Can | | |
| 18 | NSS | 1 | Bracket, Brake Caliper Assembly | | Included with #15 |
| 19 | 350000311 | 1 | Transmission, Funk 6 Speed | | |
| 20 | 300100110 | 1 | Filter, Transmission Funk | | |
| 21 | 300100111 | 1 | Filter Housing Funk Transmission | | |

Station 1 AS710 • Cooling Package

AS710 • COOLING PACKAGE • AS710 • COOLING PACKAGE • AS710 • COOLING PACKAGE • AS710 • COOLING PACKAGE • AS710 • COOLING PACKAGE • AS710 • COOLING PACKAGE • AS710 • COOLING PACKAGE • AS710 • COOLING PACKAGE • AS710 • COOLING PACKAGE • AS710 • COOLING PACKAGE

Cooling Package
AS710

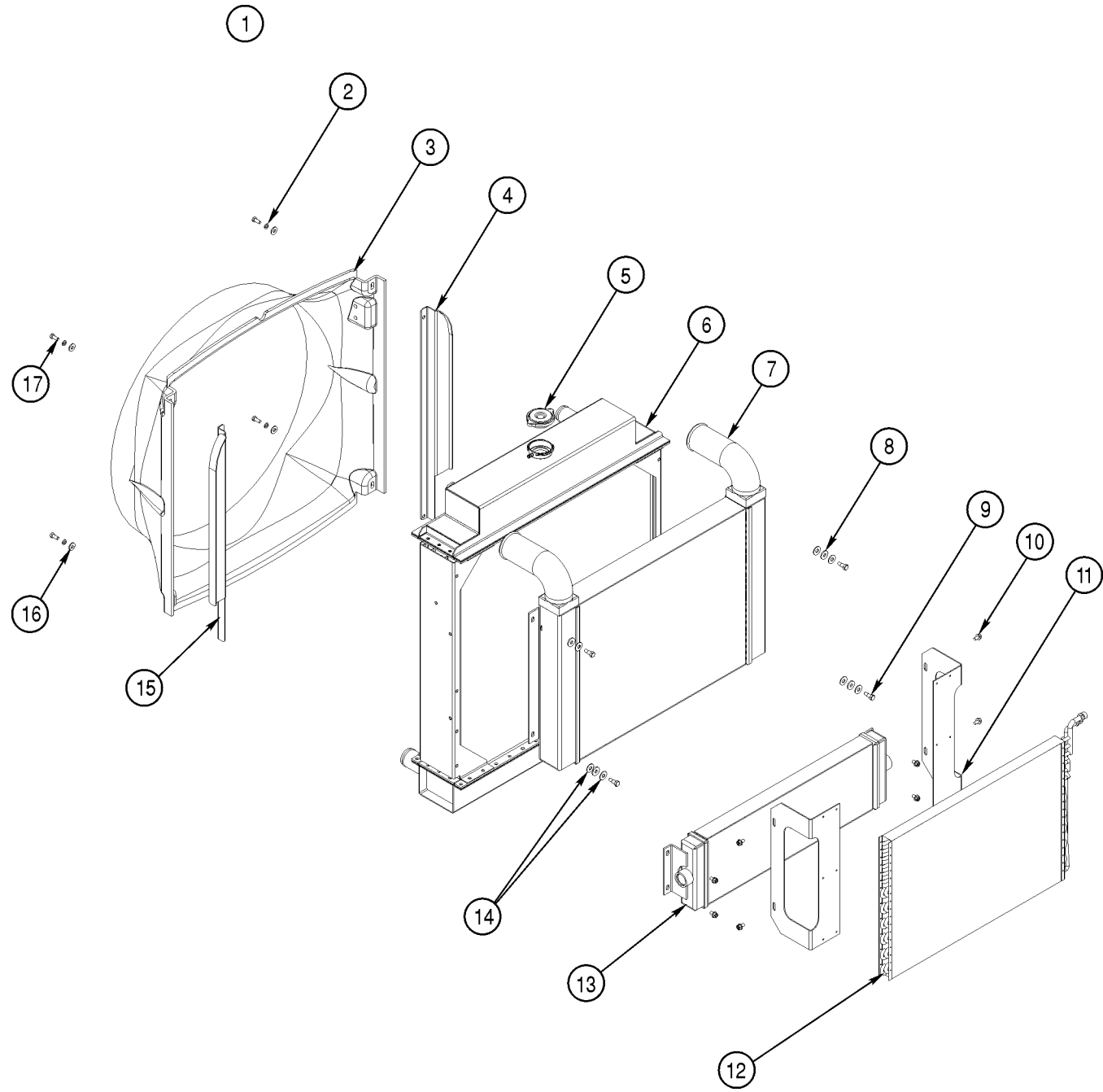


| Item | Part Number | Qty | Description | Size | Comments |
|------|-------------|-----|------------------------------|------------------|--|
| 1 | 201200064 | 1 | Complete Cooling Package | | Includes everything on this page |
| 2 | 201200085 | 1 | Fan Shroud | | |
| 3 | 901000511 | 6 | Mounting Bolt | 5/16-18 X .50 | |
| 4 | 201200093 | 1 | Radiator Cap | | |
| 5 | 201200090 | 4 | Washer, Rubber | 3/8 X 1/4 | |
| 6 | 902003040 | 4 | Washer, Flat | 5/16 | |
| 7 | 201200087 | 1 | A/C Condenser | | |
| 8 | 201200089 | 2 | Support Bracket | | For A/C Condenser |
| 9 | 901000511 | 4 | Mounting Bolt | 5/16-18 X .50 | |
| 10 | 901000511 | 4 | Mounting Bolt | 5/16-18 X .50 | |
| 11 | 201200084 | 1 | Hydraulic Cooler | | |
| 12 | 201200078 | 1 | Radiator/Transmission Cooler | | Transmission cooler is part of bottom tank |

Station 1 AS1010 & AS1210 • Cooling Package

AS1010 & AS1210 • COOLING PACKAGE · AS1010 & AS1210 · COOLING PACKAGE · AS1010 & AS1210 · COOLING PACKAGE · AS1010 & AS1210 · COOLING PACKAGE · AS1010 & AS1210 · COOLING PACKAGE · AS1010 & AS1210 · COOLING PACKAGE · AS1010 & AS1210 · COOLING PACKAGE

AS1010 & AS1210

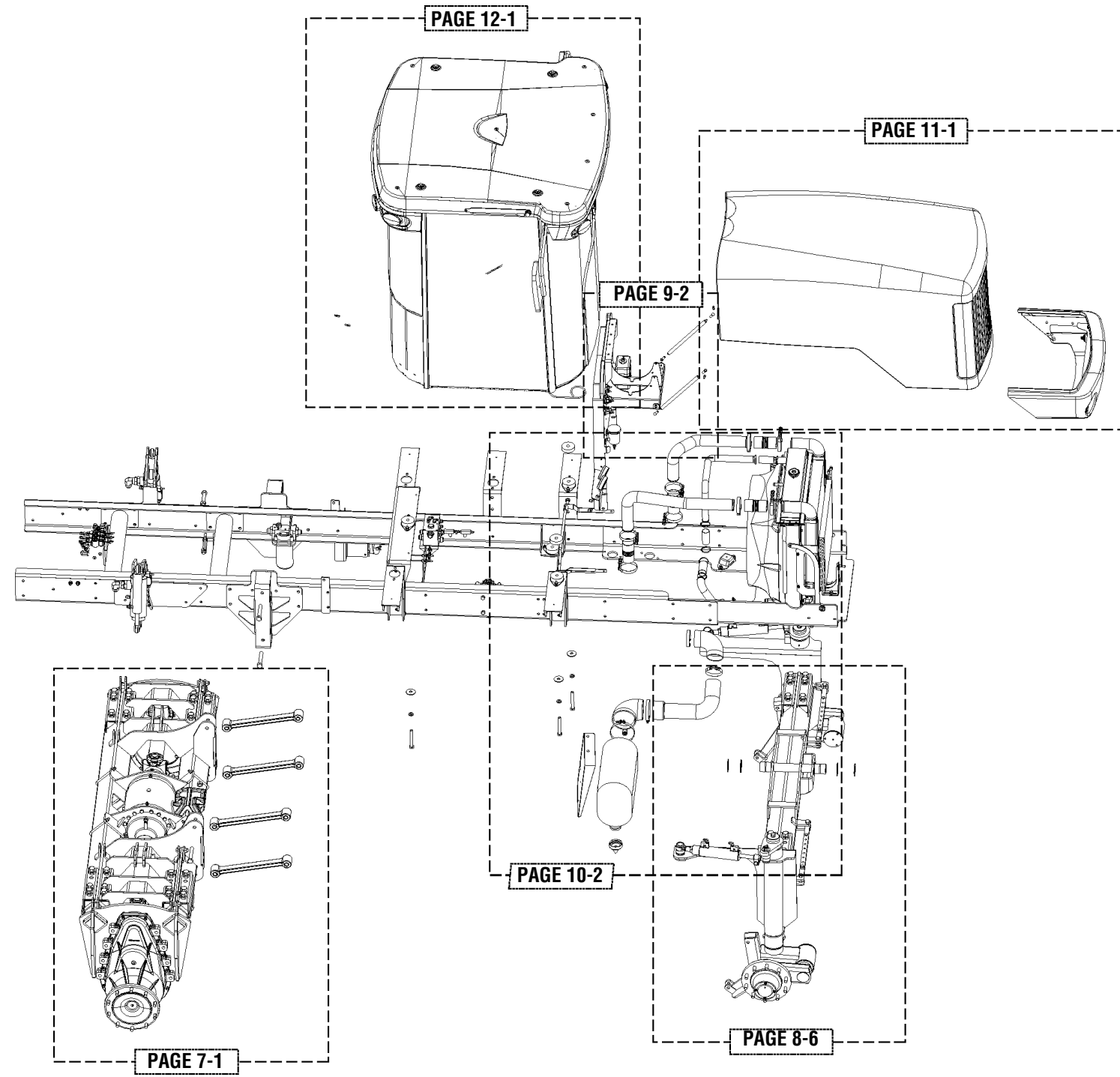


| Item | Part Number | Qty | Description | Size | Comments |
|------|-------------|-----|--------------------------------------|------|---|
| 1 | 201200122 | 1 | Complete Cooling Package Assembly | | Includes everything except shroud and hood guides |
| 2 | 902201095 | 4 | Washer, Lock 5/16 | | |
| 3 | 201200114 | 1 | Shroud, Fan Cummins Tier III | | |
| 4 | 201200123 | 1 | Guide, Hood Cummins Left Hand (07) | | |
| 5 | 201200093 | 1 | Cap, Radiator | | |
| 6 | 201200137 | 1 | Radiator/Transmission Cooler Cummins | | Transmission cooler is part of the bottom tank |
| 7 | 201200138 | 1 | Charge Air Cooler Cummins (07) | | |
| 8 | 901000245 | 4 | Washer, Rubber 3/8 X 1/8 Thick | | |
| 9 | 900106524 | 4 | Bolt, Shoulder 3/8 X 1/2 Long | | |
| 10 | 901000511 | 6 | Mounting Bolt, Flanged 5/16-18 X 1/2 | | |
| 11 | 201200088 | 2 | Bracket, Support A/C Condenser | | |
| 12 | 201200087 | 1 | A/C Condenser | | |
| 13 | 201200139 | 1 | Cooler, Hydraulic Tier III Cummins | | |
| 14 | 902003200 | 8 | Washer, Flat 3/8 | | |
| 15 | 201200124 | 1 | Guide, Hood Cummins Right Hand (07) | | |
| 16 | 902003195 | 4 | Washer, Flat 5/16 Grade 5 | | |
| 17 | 900002600 | 4 | Bolt, HHCS 5/16-18 X 3/4 | | |

Station 2 Overview • AS1210

OVERVIEW • AS1210 • OVERVIEW • AS1210 • OVERVIEW • AS1210 • OVERVIEW • AS1210 • OVERVIEW • AS1210 • OVERVIEW • AS1210 • OVERVIEW • AS1210 • OVERVIEW • AS1210 • OVERVIEW • AS1210 • OVERVIEW • AS1210 • OVERVIEW • AS1210 • OVERVIEW • AS1210

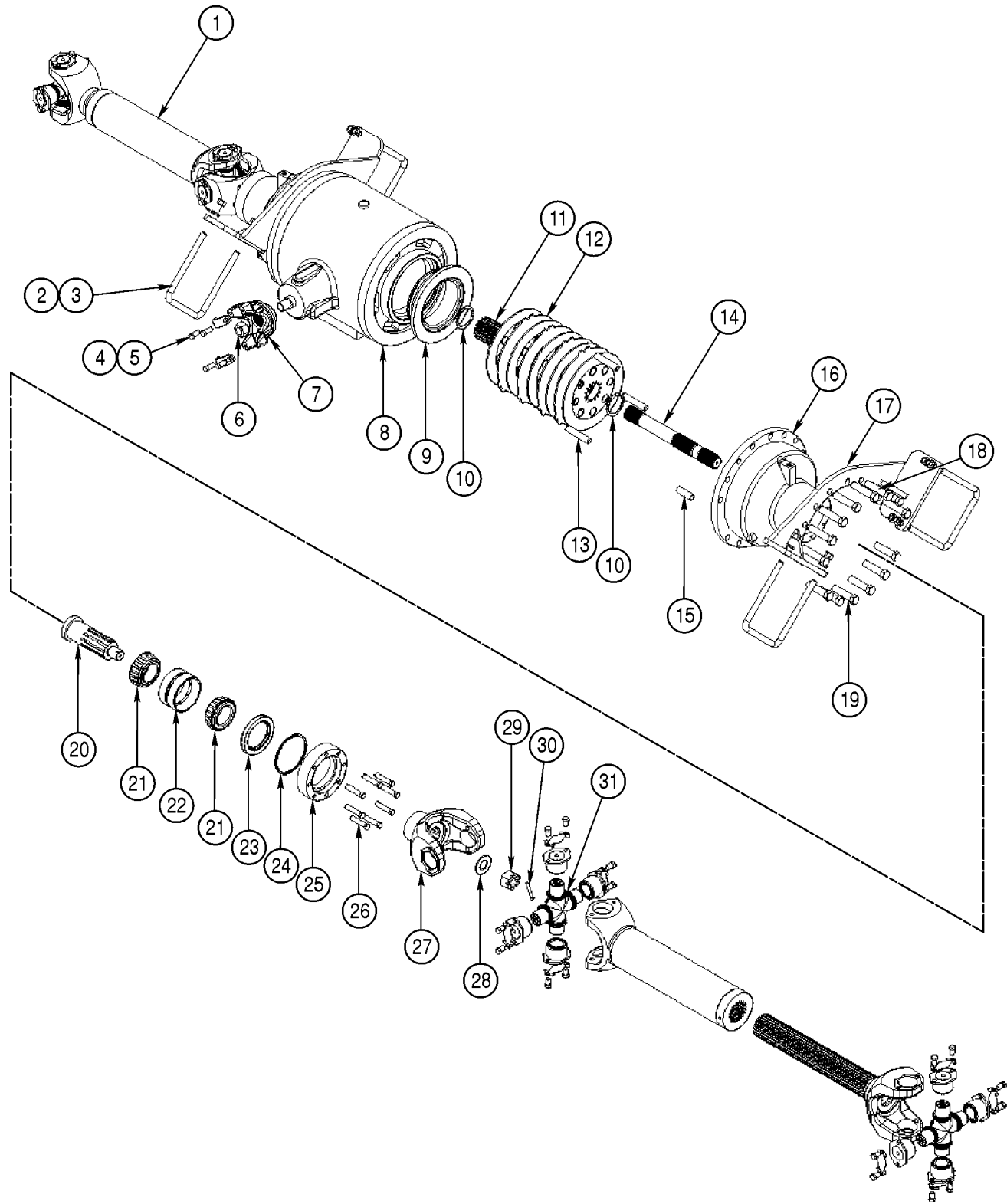
AS1210



Station 2 Rear Axle • AS710, AS1010 & AS1210

REAR AXLE • AS710, AS1010 & AS1210 · REAR AXLE • AS710, AS1010 & AS1210 · REAR AXLE • AS710, AS1010 & AS1210 · REAR AXLE • AS710, AS1010 & AS1210 · REAR AXLE • AS710, AS1010 & AS1210 · REAR AXLE • AS710, AS1010 & AS1210 · REAR AXLE • AS710, AS1010 & AS1210

Rear Axle
AS710, AS1010 & AS1210
Drive Components

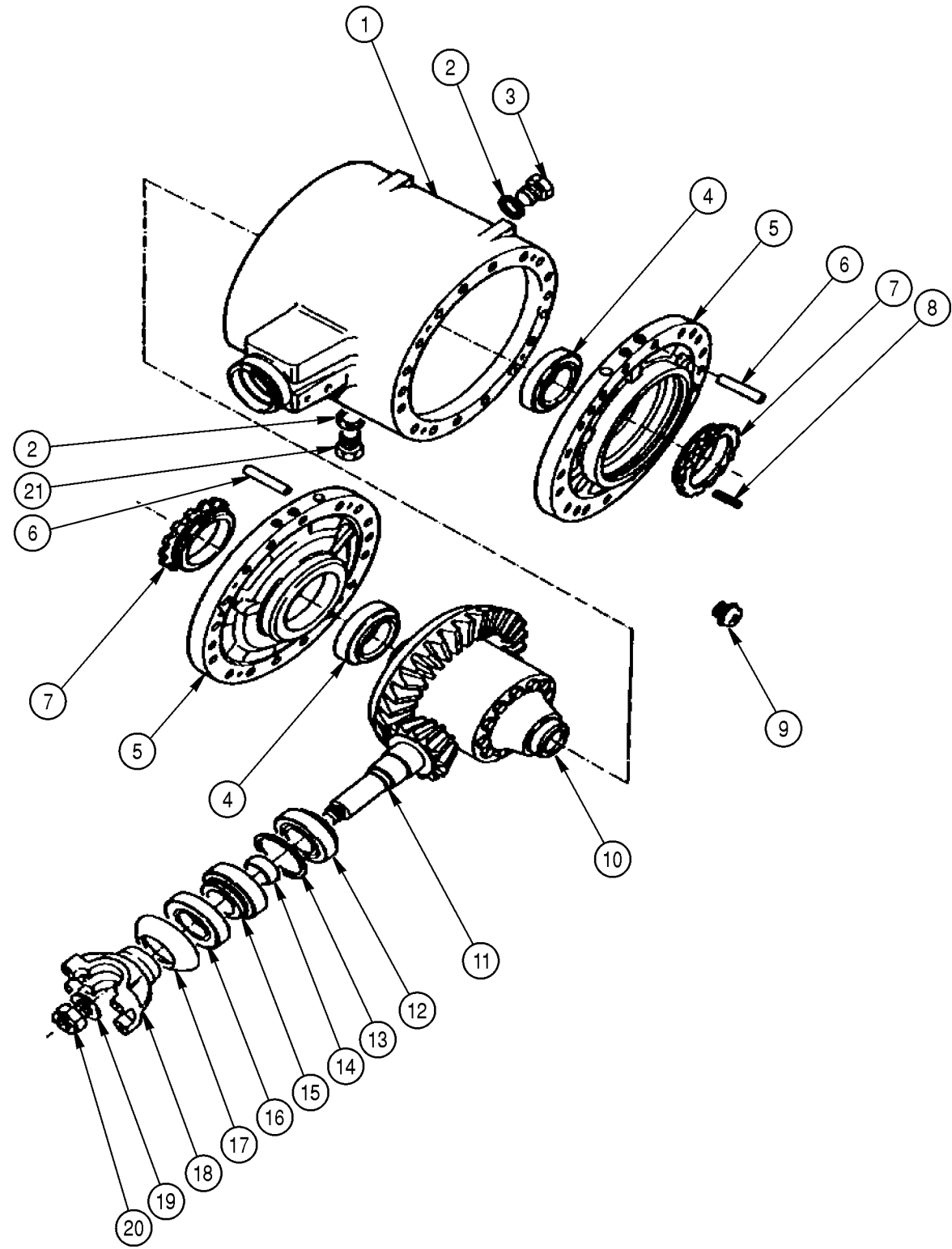


| Item | Part Number | Qty | Description | Size | Comments |
|------|-------------|-----|---|------|---|
| 1A | 100105031 | 2 | Drive Shaft Diff to Wheel (Female only) | | 34" or 42" Crop Clearance on 120"-144" Spacing |
| 1B | 351001000 | 2 | Drive Shaft Diff to Wheel (Male only) | | 34" or 42" Crop Clearance on 120"-144" Spacing |
| 1C | 351001008 | 2 | Drive Shaft Diff to Wheel (Female only) | | 48" Crop Clearance on 120"-144" Spacing |
| 1D | 351001007 | 2 | Drive Shaft Diff to Wheel (Male only) | | 48" Crop Clearance on 120"-144" Spacing |
| 1E | 351001005 | 2 | Drive Shaft Diff to Wheel (Complete) | | 48" Crop Clearance on 88" Spacing |
| 1F | 351001012 | 2 | Drive Shaft Diff to Wheel (Complete) | | 48" Crop Clearance on 105"-114" Spacing |
| 1G | 351001013 | 2 | Drive Shaft Diff to Wheel (Complete) | | 42" Crop Clearance on fixed 120" AS710 |
| 2 | 915002562 | 4 | Axle U Bolt 1/2-13 X 8 | | |
| 3 | 901003040 | 8 | Nut, Nylock 1/2-13 | | |
| 4 | 301100200 | 1 | U Strap Kit | | |
| 5 | 301100300 | 1 | U Joint Kit | | |
| 6 | 301200215 | 1 | Stake Nut and Washer | | |
| 7 | 301200205 | 1 | Yoke Rear Axle Pinion | | |
| 8A | 350000152 | 1 | Differential, Center High Speed | | Used on AS1010 and AS1210 |
| 8B | 350000153 | 1 | Differential, Center Low Speed | | Used on AS710 |
| 9 | 301200256 | 2 | Brake Piston | | Seals for piston 301200250(large) 301200251(small) |
| 10 | 301200345 | 4 | Circlip, External | | Included in Brake Kit |
| 11 | 301200340 | 2 | Carrier, Brake Plate | | Included in Brake Kit |
| 12A | 350000155 | 2 | Brake Kit | | Includes carrier, circlips, friction & carrier plates |
| 12B | 300000718 | 12 | Counter Plate, Brake | | Included in Brake Kit |
| 12C | 300000719 | 10 | Friction Plate, Brake | | Included in Brake Kit |
| 13 | 301200325 | 6 | Reaction Pin | | |
| 14 | 351000401 | 2 | Axle, Splined Shaft, Differential | | |
| 15 | 904303010 | 2 | Dowel Pin, 3/8 X 1 1/4 | | Used in the end of the axle shaft in the differential |
| 16 | 351000601 | 2 | Brake Housing | | |
| 17 | 100105120 | 2 | Support, Differential | | |
| 18 | 900002359 | 16 | Bolt, M16 X 2.0 X 80 Grade 8.8 | | Through differential Support and brake housing |
| 19 | 900002358 | 12 | Bolt, M16 X 2.0 X 70 Grade 8.8 | | Through brake housing and into differential only |
| 20 | 351000800 | 2 | Internal/External Splined Shaft | | |
| 21 | 351000701 | 4 | Bearing Cone | | |
| 22 | 351000702 | 2 | Bearing Cup | | Holds two bearings |
| 23 | 351000703 | 2 | Oil Seal | | |
| 24 | 351000704 | 2 | O Ring | | Used behind bearing cap |
| 25 | 351000700 | 2 | Cap, Bearing | | |
| 26 | 900005565 | 16 | Bolt, HHCS 3/8-24 X 2 | | |
| 27 | 350000700 | 2 | Yoke, Splined | | |
| 28 | 100106022 | 2 | Washer, 3/16" Thick Spindle | | |
| 29 | 100106023 | 2 | Nut, Castle 1-14 | | |
| 30 | 100106021 | 2 | Cotter Pin, Spindle | | |
| 31 | 350000600 | 4 | U Joint Kit | | |

Station 2 Rear Axle • AS710, AS1010 & AS1210

REAR AXLE • AS710, AS1010 & AS1210 · REAR AXLE • AS710, AS1010 & AS1210 · REAR AXLE • AS710, AS1010 & AS1210 · REAR AXLE • AS710, AS1010 & AS1210 · REAR AXLE • AS710, AS1010 & AS1210 · REAR AXLE • AS710, AS1010 & AS1210 · REAR AXLE • AS710, AS1010 & AS1210

AS710, AS1010 & AS1210
Differential

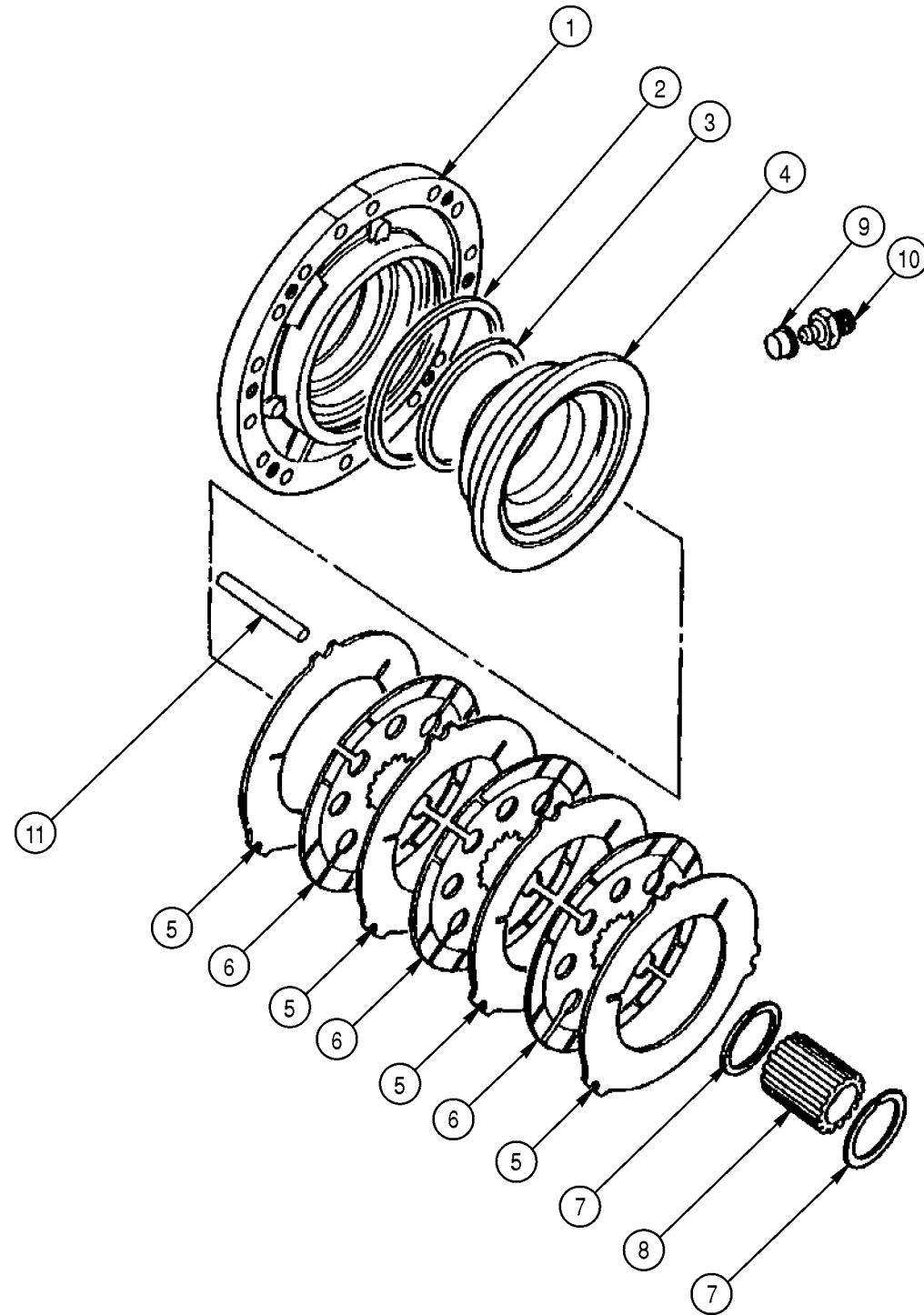


| Item | Part Number | Qty | Description | Size | Comments |
|------|-------------|-----|--|------|---|
| 1 | 301200255 | 1 | Casing Differential JCB | | |
| 2 | 301200240 | 2 | Seal, Bonded 3/4" BSP | | |
| 3 | 301200235 | 1 | Plug, Filler | | |
| 4 | 301200295 | 2 | Bearing, Taper Roller | | |
| 5 | 300000717 | 2 | Housing, Brake Piston | | |
| 6 | 300000728 | 4 | Dowel | | |
| 7 | 300000729 | 2 | Nut, Side Differential | | |
| 8 | 300000730 | 2 | Pin, Tension | | |
| 9 | 300000731 | 8 | Capscrew | | |
| 10 | 300000721 | 1 | Inner Differential, Limited Slip Assy. | | |
| 11A | 300000722 | 1 | Crown Wheel and Pinion, 13T/33T | | Used in High Speed Differential on 200HP & up |
| 11B | 301200285 | 1 | Crown Wheel and Pinion, 11T/37T | | Used in Low Speed Differential on 170HP & lower |
| 12 | 301200300 | 1 | Bearing, Inner Pinion | | |
| 13 | 301200305 | 1 | Shim Kit | | |
| 14 | 301200190 | 1 | Spacer, Collapsible | | Solid Spacers also available but require special tool |
| 15 | 301200195 | 1 | Bearing, Taper Roller, Outer Pinion | | |
| 16 | 301200200 | 1 | Seal, Pinion | | |
| 17 | N/A | 1 | Cap | | No longer used, Incorporated into the Yoke |
| 18 | 301200205 | 1 | Yoke, Pinion | | |
| 19 | NSS | 1 | Washer | | Included with the Stake Nut, One Part |
| 20 | 301200215 | 1 | Nut, Stake and Washer, M24 | | |
| 21 | 301200245 | 1 | Plug, Magnetic Drain, 3/4" BSP | | |

Station 2 Rear Axle • AS710, AS1010 & AS1210

REAR AXLE • AS710, AS1010 & AS1210 • REAR AXLE • AS710, AS1010 & AS1210 • REAR AXLE • AS710, AS1010 & AS1210 • REAR AXLE • AS710, AS1010 & AS1210 • REAR AXLE • AS710, AS1010 & AS1210 • REAR AXLE • AS710, AS1010 & AS1210 • REAR AXLE • AS710, AS1010 & AS1210

Differential Brake Assembly

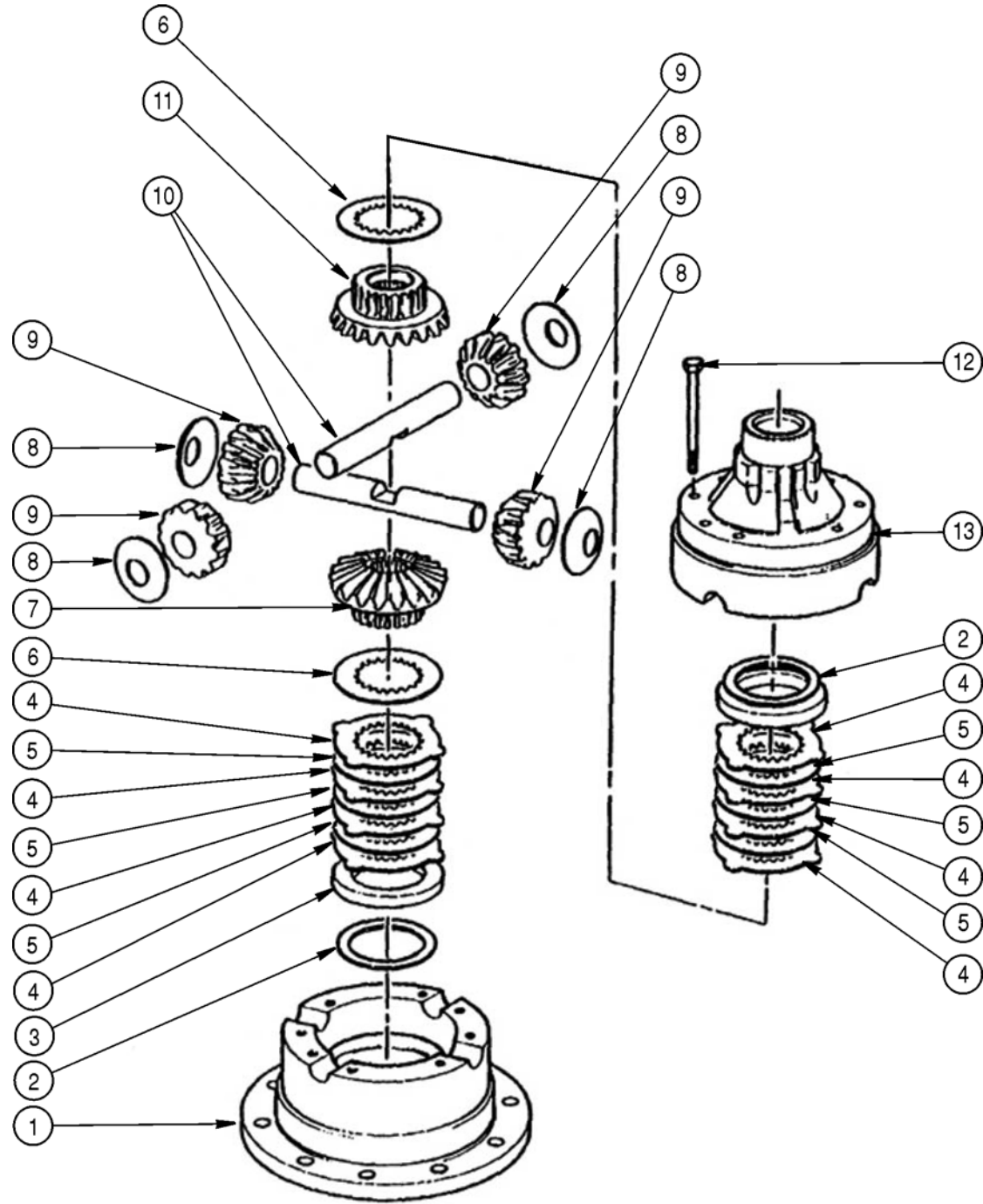


| Item | Part Number | Qty | Description | Size | Comments |
|------|-------------|-----|---------------------------------|------|--|
| 1 | 30000717 | 2 | Housing, Brake Piston | | |
| 2 | 301200250 | 2 | Seal, Brake Piston JCB Large | | |
| 3 | 301200251 | 2 | Seal, Brake Piston JCB Small | | |
| 4 | 301200256 | 2 | Piston, Brake | | |
| 5 | 30000718 | 12 | Counter Plate, Brake | | Included in Brake Kit |
| 6 | 30000719 | 10 | Friction Plate, Brake | | Included in Brake Kit |
| 7 | 301200345 | 4 | Circlip, External | | Included in Brake Kit |
| 8 | 301200340 | 2 | Carrier, Brake Plate | | Included in Brake Kit |
| 9 | 301200355 | 2 | Cap | | |
| 10 | 301200021 | 2 | Nipple, Bleed | | |
| 11 | 301200325 | 6 | Pin, Reaction | | |
| | 350000155 | 2 | Brake Kit, Two per Differential | | Includes plates, carrier, and circlips |

Station 2 Rear Axle • AS710, AS1010 & AS1210

REAR AXLE • AS710, AS1010 & AS1210 • REAR AXLE • AS710, AS1010 & AS1210 • REAR AXLE • AS710, AS1010 & AS1210 • REAR AXLE • AS710, AS1010 & AS1210 • REAR AXLE • AS710, AS1010 & AS1210 • REAR AXLE • AS710, AS1010 & AS1210 • REAR AXLE • AS710, AS1010 & AS1210 • REAR AXLE • AS710, AS1010 & AS1210

Differential (Limited Slip)

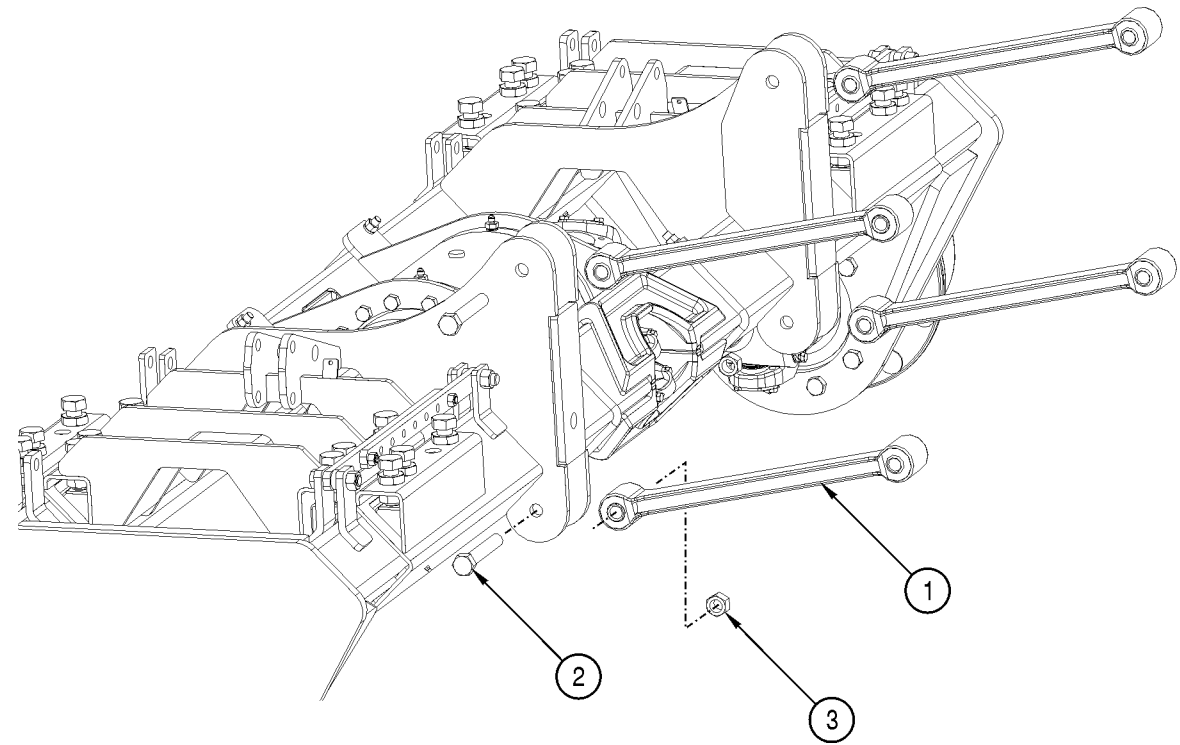


| Item | Part Number | Qty | Description | Size | Comments |
|------|-------------|-----|-------------------------|------|--|
| 1 | 301200365 | 1 | Casing, Limited Slip | | |
| 2 | 301200385 | 2 | Shim, Kit | | |
| 3 | 301200410 | 4 | Spacer | | |
| 4 | 301200380 | 6 | Plate, Counter | | |
| 5 | 301200375 | 4 | Plate, Friction | | |
| 6 | 301200370 | 2 | Plate, Pressure | | |
| 7 | 301200405 | 1 | Gear, Set, Differential | | Includes all of the Limited Slip Gears |
| 8 | 301200280 | 4 | Washer, Thrust, Pinion | | |
| 9 | NSS | 4 | Gear | | Sold only as a Set, Included with 301200405 |
| 10 | 301200395 | 2 | Pin, Trunnion | | |
| 11 | NSS | 2 | Gear | | Sold only as a Set, Included with 301200405 |
| 12 | 301200247 | 8 | Bolt, M10 X 80 | | |
| 13 | NSS | 1 | Casing, Limited Slip | | Only sold as a set with both halves together |
| | 300000721 | 1 | Limited Slip, Assembly | | Includes everything shown on this page |

Station 2 Rear Axle • AS710, AS1010 & AS1210

REAR AXLE • AS710, AS1010 & AS1210 • REAR AXLE • AS710, AS1010 & AS1210 • REAR AXLE • AS710, AS1010 & AS1210 • REAR AXLE • AS710, AS1010 & AS1210 • REAR AXLE • AS710, AS1010 & AS1210 • REAR AXLE • AS710, AS1010 & AS1210 • REAR AXLE • AS710, AS1010 & AS1210

Torque Arm

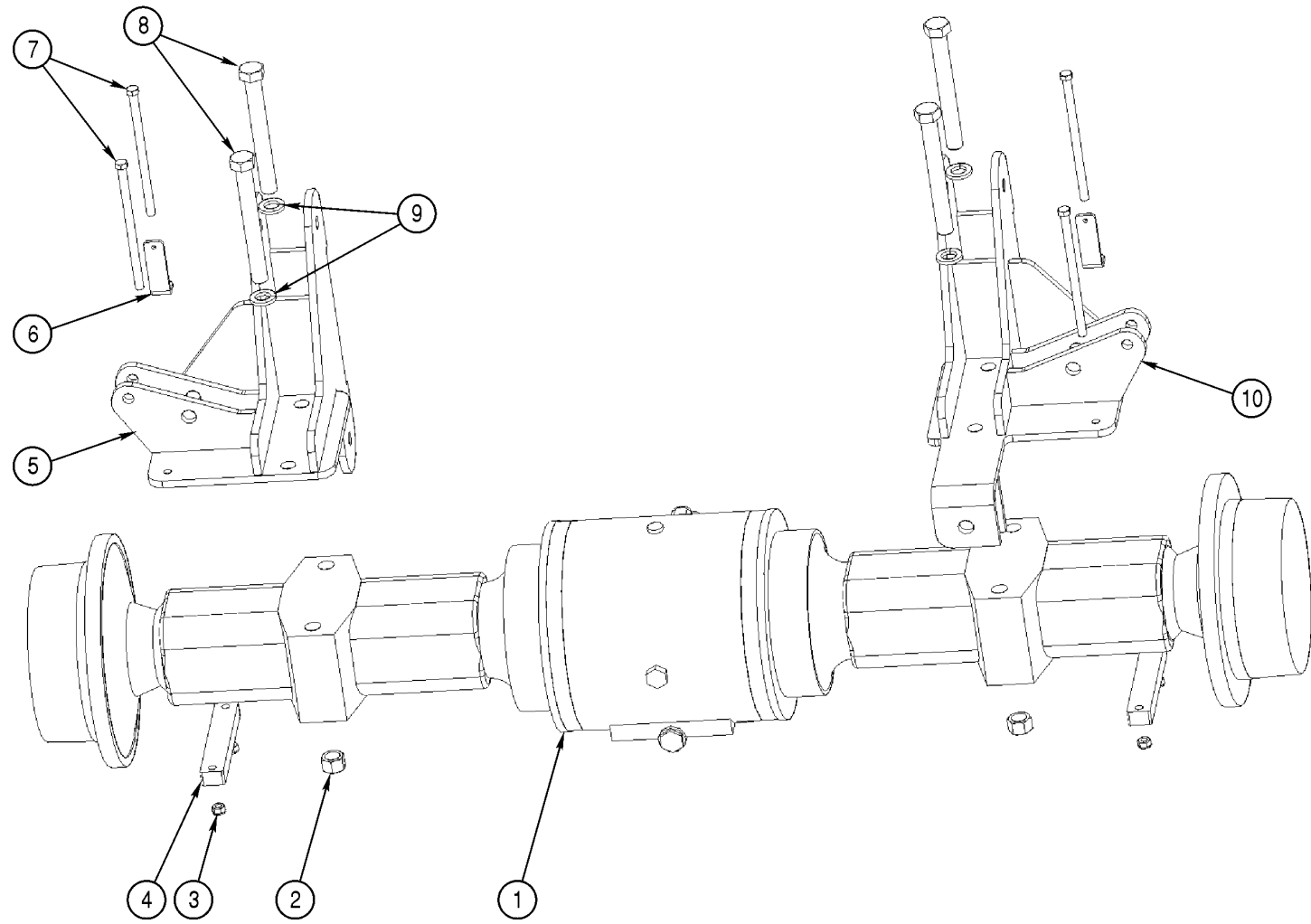


| Item | Part Number | Qty | Description | Size | Comments |
|------|-------------|-----|-------------------------|------|----------|
| 1 | 352000000 | 4 | Torque Arm | | |
| 2 | 900006895 | 8 | Bolt, 7/8-14 X 5 1/2 G5 | | |
| 3 | 901003085 | 8 | Nut, Nylock 7/8-14 ZP | | |
| | | | | | |
| | | | | | |
| | | | | | |
| | | | | | |
| | | | | | |

Station 2 Rear Axle • AS710 Fixed 90"

REAR AXLE • AS710 FIXED 90" • REAR AXLE • AS710 FIXED 90" • REAR AXLE • AS710 FIXED 90" • REAR AXLE • AS710 FIXED 90" • REAR AXLE • AS710 FIXED 90" • REAR AXLE • AS710 FIXED 90" • REAR AXLE • AS710 FIXED 90" • REAR AXLE • AS710 FIXED 90" • REAR AXLE • AS710 FIXED 90"

AS710 Fixed 90"
(31" Crop Clearance)

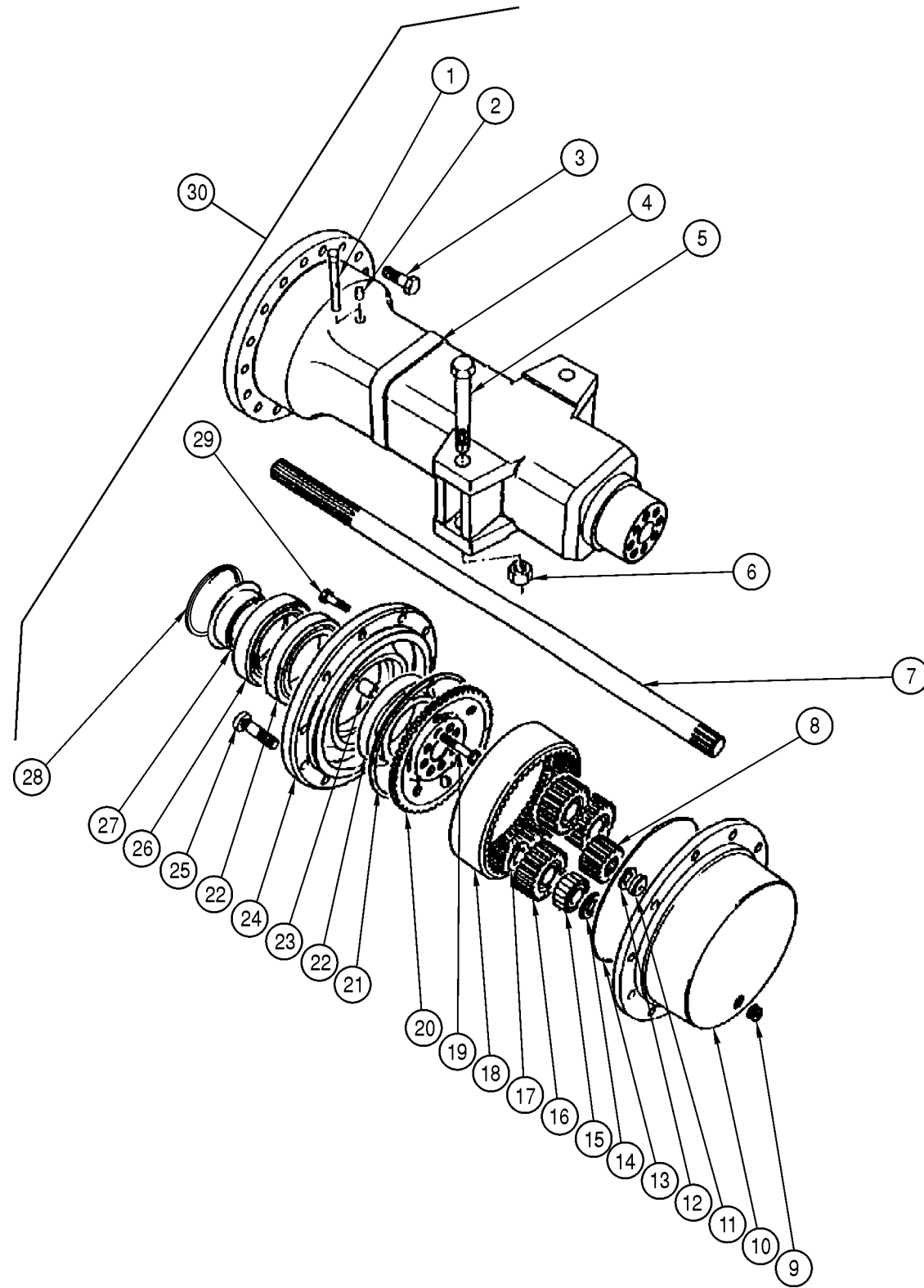


| Item | Part Number | Qty | Description | Size | Comments |
|------|-------------|-----|------------------------------------|------|---------------------|
| 1 | 350000100 | 1 | Rear Axle Assembly 90" Spacing | | Breather #301200060 |
| 2 | 901000595 | 4 | Nut, 1-14 | | |
| 3 | 901003040 | 4 | Nut, Nylock 1/2-13 | | |
| 4 | 100108022 | 2 | Clamp Bar, Rear Axle PD70 | | |
| 5 | 100108020 | 1 | Bracket, Suspension Axle Left | | |
| 6 | 100108060 | 2 | Bracket, Suspension Leveling | | |
| 7 | 900007037 | 4 | Bolt, 1/2-13 X 9 | | |
| 8 | 900007036 | 4 | Bolt, JCB Rear Axle 1-14 X 8 1/2 | | |
| 9 | 902003090 | 4 | Washer, Flat 1 | | |
| 10 | 100108030 | 1 | Bracket, Suspension Axle Right | | |
| | 301100005 | 1 | Driveshaft, Rear Fixed 90" on 31CC | | Not shown |

Station 2 Rear Axle • AS710 Fixed 90"

REAR AXLE • AS710 FIXED 90" • REAR AXLE • AS710 FIXED 90" • REAR AXLE • AS710 FIXED 90" • REAR AXLE • AS710 FIXED 90" • REAR AXLE • AS710 FIXED 90" • REAR AXLE • AS710 FIXED 90" • REAR AXLE • AS710 FIXED 90" • REAR AXLE • AS710 FIXED 90" • REAR AXLE • AS710 FIXED 90"

(Solid Axle)

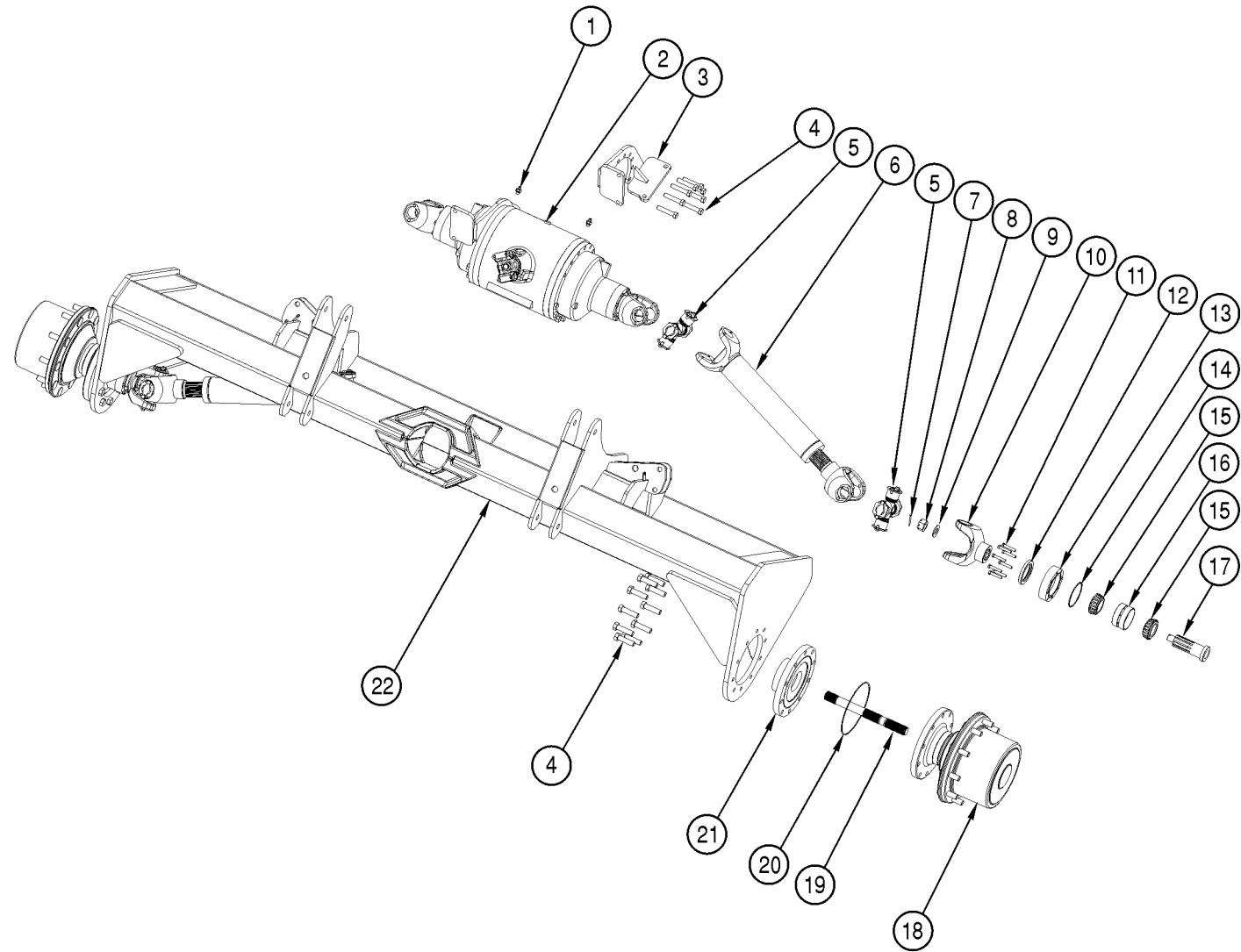


| Item | Part Number | Qty | Description | Size | Comments |
|------|-------------|-----|-----------------------------------|------|--|
| 1 | 301200060 | 2 | Breather | | |
| 2 | 301200065 | A/R | Plug, Breather | | |
| 3 | 301200000 | 28 | Bolt | | |
| 4 | 350000125 | 2 | Casing, Axle Arm, 976MM Long | | |
| 5 | 900007036 | 4 | Bolt, JCB Rear Axle 1-14 X 8 1/2 | | |
| 6 | 901000595 | 4 | Nut, 1-14 | | |
| 7 | 350000130 | 2 | Shaft, Axle Drive | | |
| 8 | 301200075 | 2 | Gear, Sun, 45MM Long | | |
| 9 | 301200110 | 2 | Plug, Tapered, 3/4-14PTF | | |
| 10 | 301200045 | 2 | Carrier, Planetary Hub | | |
| 11 | 301200030 | 2 | Pad, Thrust | | |
| 12 | 301200031 | 2 | Circlip, External | | |
| 13 | 301200135 | 2 | O Ring | | |
| 14 | 301200090 | 12 | Circlip | | |
| 15 | 301200145 | 6 | Bearing, Roller, Double Row | | |
| 16 | 301200025 | 6 | Gear, Planet | | |
| 17 | 301200010 | 6 | Circlip | | |
| 18 | 301200020 | 2 | Gear, Annulus Ring | | |
| 19 | 301200420 | 16 | Bolt, M14 X 70MM Long | | |
| 20 | 301200050 | 2 | Carrier, Annulus | | |
| 21 | 301200095 | 2 | Circlip, Internal, Square Section | | |
| 22 | 301200150 | 4 | Bearing, Roller, Double Row | | This includes both the bearing and race |
| 23 | 301200055 | 16 | Dowel, Hollow | | |
| 24 | 301200040 | 2 | Hub, Without Studs, 5 Stud | | |
| 25 | 301200115 | 10 | Stud, Wheel | | |
| 26 | 301200140 | 2 | Seal, Oil | | One Piece style used since May 1995 |
| 27 | N/A | 2 | Second half of Oil Seal | | Only Sold as One Piece, Included with #27 |
| 28 | 301200066 | A/R | Cover, Plate, Hub Seal | | Used on very few axle and planetary assemblies |
| 29 | 301200415 | 4 | Bolt, Coated | | |
| 30 | 350000100 | 1 | Axle, PD70 Assembly 18.16:1 LSD | | Complete assembly of 90" Fixed Rear Axle |

Station 2 Rear Axle • AS710 & AS1010 Fixed 120"

REAR AXLE • AS710 & AS1010 FIXED 120" • REAR AXLE • AS710 & AS1010 FIXED 120" • REAR AXLE • AS710 & AS1010 FIXED 120" • REAR AXLE • AS710 & AS1010 FIXED 120" • REAR AXLE • AS710 & AS1010 FIXED 120" • REAR AXLE • AS710 & AS1010 FIXED 120" • REAR AXLE

AS710 Fixed 120"
(40" Clearance)

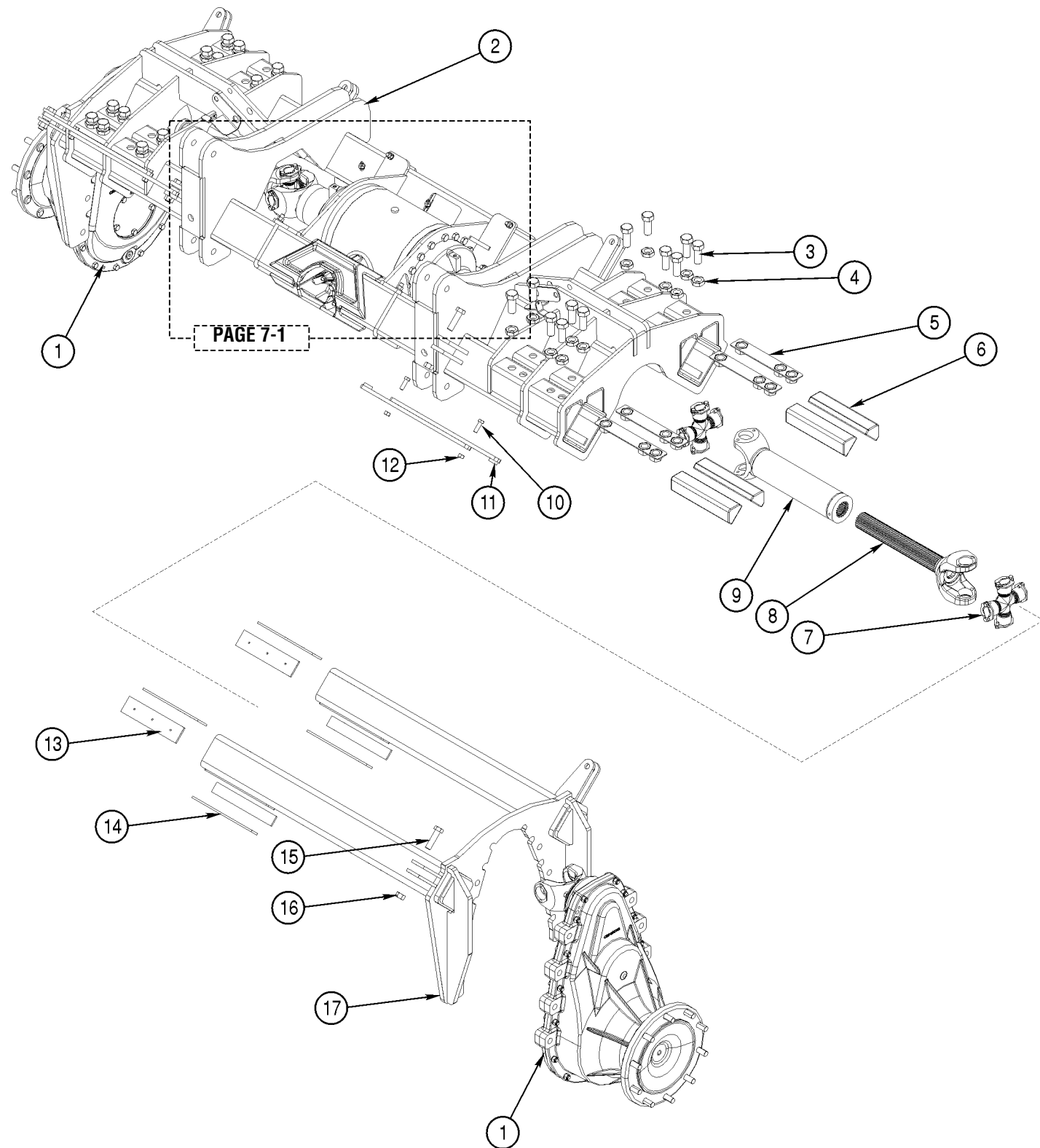


| Item | Part Number | Qty | Description | Size | Comments |
|------|-------------|-----|------------------------------------|------|--|
| 1 | 800302172 | 2 | Fitting, 4 FLM X 12MM OM W/Washer | | Fitting for the brake hose that runs from hard lines |
| 2 | K65000044 | 1 | Rear Differential, Low Speed 710 | | Complete assembly from yoke to yoke, AS710 Only |
| 2A | K65000045 | 1 | Rear Differential, High Speed 1010 | | Complete assembly from yoke to yoke, AS1010 Only |
| 3 | 100105120 | 2 | Support, Differential | | |
| 4 | 900002359 | 36 | Bolt, M16 X 2.0 X 80 | | Attach differential supports to differential |
| 5 | 350000600 | 4 | Kit Spicer U Joint | | Includes caps bearings and bolts |
| 6 | 351001013 | 2 | Drive Shaft, 120" Assembly | | Includes male and female from yoke to yoke |
| 7 | 100106021 | 4 | Cotter Pin Spindle | | |
| 8 | 100106023 | 4 | Nut, Castle 1-14 | | |
| 9 | 100106022 | 4 | Washer, Flat 1, 3/16 Thick | | |
| 10 | 350000700 | 4 | End Yoke Splined | | |
| 11 | 900005565 | 32 | Bolt, 3/8-24 X 2.00 | | |
| 12 | 351000703 | 4 | Oil Seal | | |
| 13 | 351000700 | 4 | Bearing Cap | | Also holds oil seal in place |
| 14 | 351000704 | 4 | O Ring | | Between Bearing cap and Yoke/Break Housing |
| 15 | 351000701 | 8 | Bearing Cone | | |
| 16 | 351000702 | 4 | Bearing Cup | | |
| 17 | 351000800 | 4 | Internal/External Spline Shaft | | |
| 18 | 350000151 | 2 | Planetary Hub Assembly | | |
| 19 | 351000400 | 2 | Axle Shaft, Planetary Hub | | |
| 20 | 351000706 | 2 | O Ring | | Between planetary and Yoke housing |
| 21 | 351000900 | 2 | Outer Yoke Housing | | |
| 22 | 100105111 | 1 | Rear Axle, Fixed 120" | | |

Station 2 Rear Axle • AS1010 & AS1210 (48" Crop Clearance)

REAR AXLE • AS1010 & AS1210 (48" CROP CLEARANCE) • REAR AXLE • AS1010 & AS1210 (48" CROP CLEARANCE) • REAR AXLE • AS1010 & AS1210 (48" CROP CLEARANCE) • REAR AXLE • AS1010 & AS1210 (48" CROP CLEARANCE) • REAR AXLE • AS1010 & AS1210 (48" CROP CLEARANCE)

AS1010 & AS1210 (48" Crop Clearance)

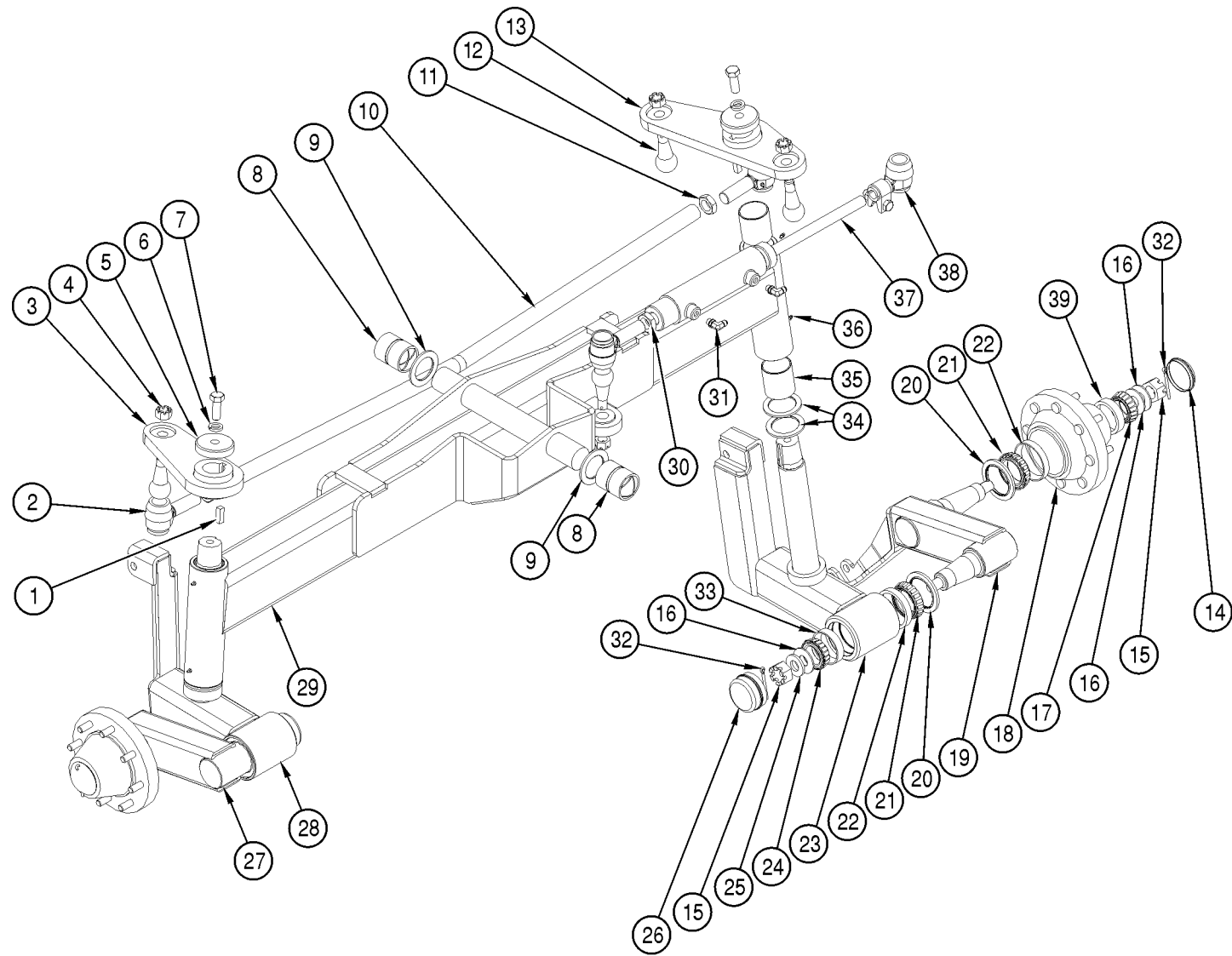


| Item | Part Number | Qty | Description | Size | Comments |
|------|-------------|-----|-----------------------------|----------------|---|
| 1A | 350000170 | 2 | Drop Box Assembly | | For AS1010 48" Crop Clearance, stud # 350000186 |
| 1B | 350000171 | 2 | Drop Box Assembly | | For AS1210 48" Crop Clearance, stud # 350000185 |
| 2A | 100105189 | 1 | Axle, Center Section Female | 88"-114" Axle | |
| 2B | 100105184 | 1 | Axle, Center Section Female | 120"-144" Axle | |
| 3 | 900007040 | 24 | Bolt, HHCS 1-8 x 2 1/2 | | |
| 4 | 901002090 | 24 | Nut, Jam 1-8 | | |
| 5A | 100105133 | 8 | Clamp Bar | | For 120" - 144" axles |
| 5B | 100105173 | 8 | Clamp Bar | | For 88" - 114" Rear Axles AS1010 only |
| 6A | 100105134 | 8 | Clamp Wedge Bar Casting | | Used on machines with manual wheel adjust |
| 6B | 100105144 | 8 | Clamp Wedge Bar Casting | | Used on machines with adjust on the go |
| 7 | 350000600 | 4 | U Joint Kit | | |
| 8A | 351001005 | 2 | Drive Shaft | 88" Axle | 48" Crop Clearance 88" Axle, Includes both Item 7 & 8 |
| 8B | 351001015 | 2 | Drive Shaft | 96" Axle | 48" Crop Clearance 96" Axle, Includes both Item 7 & 8 |
| 8C | 351001012 | 2 | Drive Shaft | 105"-114" Axle | 48" Crop Clearance 105"-114" Axle, Includes both Item 7 & 8 |
| 8D | 351001007 | 2 | Drive Shaft Male | 120"-144" Axle | 48" Crop Clearance 120"-144" Axle, Male Only |
| 9 | 351001008 | 2 | Drive Shaft Female | 120"-144" Axle | 48" Crop Clearance 120"-144" Axle, Female Only |
| 10 | 900003270 | 4 | Bolt, HHCS 1/2-13 x 2 | | |
| 11A | 100000314 | 4 | Locking Bar | | For 120" - 144" axles |
| 11B | 100000315 | 4 | Locking Bar | | For 88" & 90" axles AS1010 only |
| 11C | 100000316 | 4 | Locking Bar | | For 110" - 114" axles AS1010 only |
| 12 | 901003040 | 4 | Nut, Nylock 1/2-13 | | |
| 13A | 100200009 | 8 | Wear Pad Under Wedge Block | | Used on machines with manual wheel adjust |
| 13B | 100200008 | 8 | Wear Pad Under Wedge Block | | Used on machines with adjust on the go |
| 14 | 100200013 | 8 | Wear Pad Male Slider | | |
| 15 | 900006640 | 4 | Bolt, HHCS 3/4-16 x 3 | | |
| 16 | 901003075 | 4 | Nut, Nylock 3/4-16 | | |
| 17A | 100105163 | 2 | Axle, Rear Male | | For 48" Crop Clearance 120" - 144" |
| 17B | 100105168 | 2 | Axle, Rear Male | | For 48" Crop Clearance 88" - 114" AS1010 only |

Station 2 Front Axle • AS710 Fixed 90"

FRONT AXLE • AS710 FIXED 90" • FRONT AXLE • AS710 FIXED 90" • FRONT AXLE • AS710 FIXED 90" • FRONT AXLE • AS710 FIXED 90" • FRONT AXLE • AS710 FIXED 90" • FRONT AXLE • AS710 FIXED 90" • FRONT AXLE • AS710 FIXED 90" • FRONT AXLE • AS710 FIXED 90" • FRONT AXLE

Front Axle
AS710 Fixed 90"
(31" Crop Clearance)

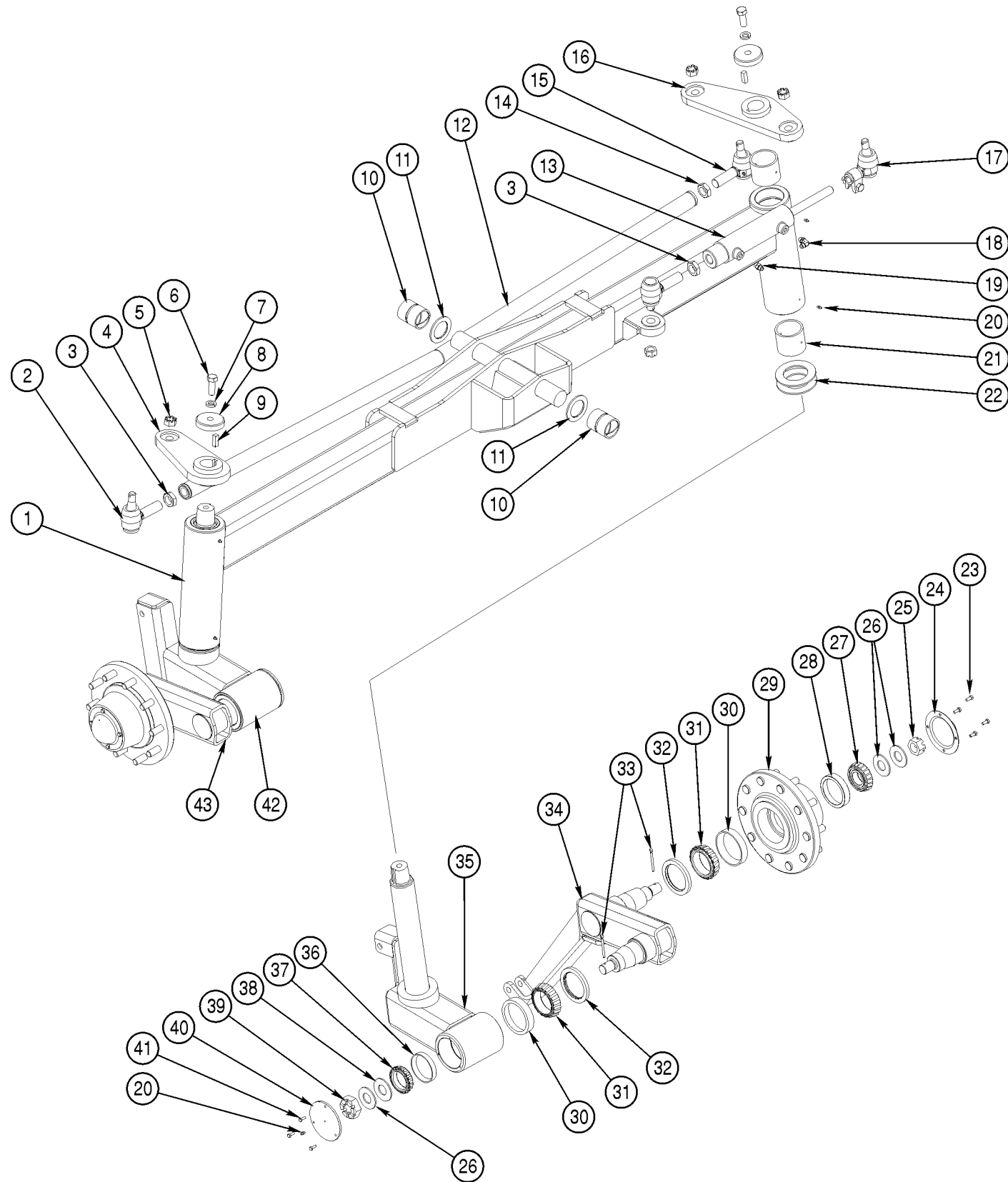


| Item | Part Number | Qty | Description | Size | Comments |
|------|-------------|-----|-------------------------------------|------|--------------------------------|
| 1 | 925000200 | 2 | Key Stock 1/2 X 1/2 X 1 1/2 | | |
| 2 | 100800810 | 2 | Tie Rod Male, Right Hand Thread | | Also used on steering cylinder |
| 3 | 100200123 | 1 | Steering Arm, Right | | |
| 4 | 901000001 | 4 | Nut, Castle 7/8-14 | | |
| 5 | 100000400 | 2 | Retainer Cap 3.5" X .5 | | |
| 6 | 902351000 | 2 | Washer, Lock 3/4 | | |
| 7 | 900011865 | 2 | Bolt, HHCS 3/4-16 X 2 Grade 8 | | |
| 8 | 100100286 | 2 | Bushing, 2 1/4" ID X 3" Grooved | | |
| 9 | 100105106 | 2 | Washer, 2 1/4" Thrust, Bronze | | |
| 9A | 100105102 | A/R | Washer, 2 1/4" Thrust, 1/16 Thick | | |
| 9B | 100105103 | A/R | Washer, 2 1/4" Thrust, 1/8 Thick | | |
| 10 | 100100851 | 1 | Steering Tie Rod Fixed 90 | | |
| 11 | 901002106 | 1 | Nut, Jam 1 1/8-12 Left Hand Thread | | |
| 12 | 100800815 | 1 | Tie Rod Male, Left Hand Thread | | |
| 13 | 100200124 | 1 | Steering Arm, Left | | |
| 14 | 100107013 | 2 | Hub Cap, Wheel Hub | | |
| 15 | 100106023 | 4 | Nut, Castle 1-14 | | |
| 16 | 902003082 | 6 | Washer Flat, 1" USS Grade 8 | | |
| 17 | 100106087 | 2 | Bearing Cone | | |
| 18 | 100107010 | 2 | Hub Assembly | | Includes Bearings and Races |
| 19 | 100106020 | 1 | Outer Flex, Left Front | | |
| 20 | 100106090 | 4 | Oil Seal | | |
| 21 | 100106080 | 4 | Bearing Cone | | |
| 22 | 100106070 | 4 | Bearing Cup | | |
| 23 | 100106206 | 1 | King Pin Left Hand | | |
| 24 | 100106081 | 2 | Bearing Cone | | |
| 25 | 902003083 | 2 | Washer Flat, 1" SAE- Extra Thick | | |
| 26 | 100106060 | 2 | Hub Cap, Outer Flex | | |
| 27 | 100106040 | 1 | Outer Flex, Right Front | | |
| 28 | 100106205 | 1 | King Pin Right Hand | | |
| 29 | 100105143 | 1 | Axle, Front 31" CC on 90" Spacing | | |
| 30 | 901002105 | 2 | Nut, Jam 1 1/8-12 Right Hand Thread | | |
| 31 | 800404215 | 2 | Fitting, 6 FLX X 6 ORM 90 | | |
| 32 | 100106021 | 4 | Cotter Pin, Spindle | | |
| 33 | 100106082 | 2 | Bearing Cup | | |
| 34 | 100105105 | 4 | Washer, Thrust Alum Bronze | | |
| 35 | 100100287 | 4 | Bushing, 2.50" ID X 2.75" | | |
| 36 | 915003000 | 4 | Zerk, Grease | | |
| 37 | 850000050 | 1 | Cylinder, Steering, 8" Stroke | | |
| 38 | 100800800 | 1 | Tie Rod Female | | |
| 37 | 100106088 | 2 | Bearing Cup | | |

Station 2 Front Axle • AS710 & AS1010 Heavy Duty Fixed 120"

FRONT AXLE • AS710 & AS1010 HEAVY DUTY FIXED 120" • FRONT AXLE • AS710 & AS1010 HEAVY DUTY FIXED 120" • FRONT AXLE • AS710 & AS1010 HEAVY DUTY FIXED 120" • FRONT AXLE • AS710 & AS1010 HEAVY DUTY FIXED 120" • FRONT AXLE • AS710 & AS1010 HEAVY DUTY FIXED 120"

AS710 & AS1010 Heavy Duty Fixed 120

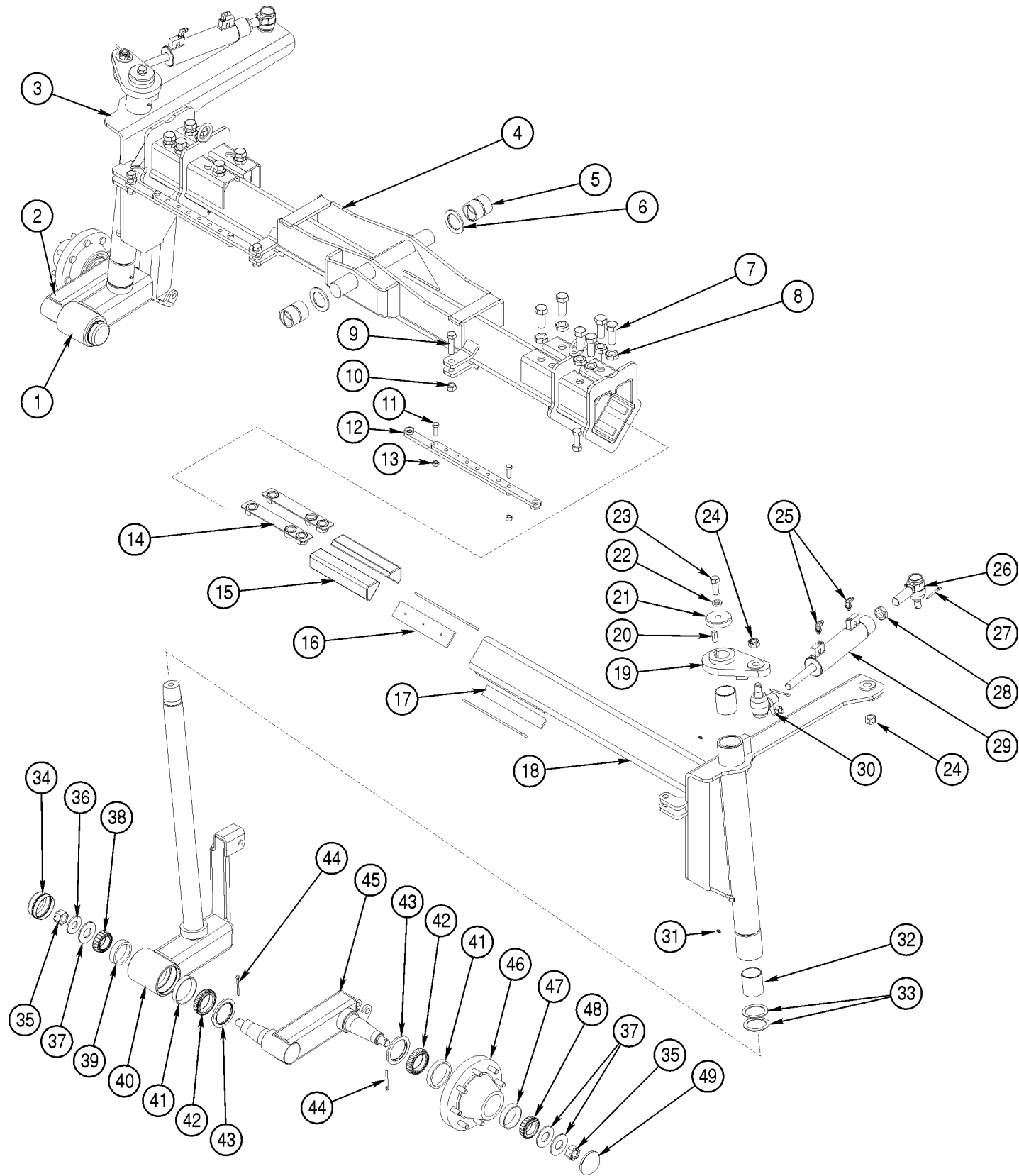


| Item | Part Number | Qty | Description | Size | Comments |
|------|-------------|-----|-------------------------------------|------|--------------------------------|
| 1A | 100105197 | 1 | Axle, Front AS710 Heavy Duty | | |
| 1B | 100105204 | 1 | Axle, Front AS1010 Heavy Duty | | |
| 2 | 100800810 | 2 | Tie Rod End , Male | | |
| 3 | 901002105 | 2 | Nut, Jam 1 1/8-12 Right Hand Thread | | |
| 4 | 100200123 | 1 | Steering Arm RH | | |
| 5 | 901000001 | 4 | Nut, Castle 7/8-14 | | |
| 6 | 900011865 | 2 | Bolt, HHCS 3/4-16 x 2 G8 | | |
| 7 | 902351000 | 2 | Washer, Lock 3/4 | | |
| 8 | 100000400 | 2 | Retainer Cap, 3 1/2 x 1/2 | | |
| 9 | 925000200 | 2 | Key Stock, 1/2 x 1/2 x 1 1/2 | | |
| 10 | 100100286 | 2 | Bushing, 2 1/4 ID x 3" Grooved | | |
| 11A | 100105106 | 2 | Washer, 2 1/4 Thrust Bronze | | 1/8" Thick |
| 11B | 100105102 | A/R | Washer, 2 1/4 Thrust Bronze | | 1/16" Thick |
| 12 | 100105203 | 1 | Tie Rod, 120" Fixed HD | | |
| 13 | 850000130 | 1 | Cylinder, Steering | | |
| 14 | 901002106 | 1 | Nut, Jam 1 1/8-12 Left Hand Thread | | |
| 15 | 100800815 | 1 | Tie Rod End, LH Thread | | |
| 16 | 100200124 | 1 | Steering Arm LH | | |
| 17 | 100800800 | 1 | Tie Rod End, Female | | |
| 18 | 800404215 | 1 | Fitting, 6 FLM x 6 ORM 90 | | |
| 19 | 800303022 | 1 | Fitting, 6 FLM x 6 ORM ST | | |
| 20 | 915003010 | 6 | Zerk, 1/4 NPT Straight | | |
| 21 | 100100288 | 4 | Bushing, 3 ID x 3 1/2 OD x 3 | | |
| 22 | 100105107 | 4 | Washer, Thrust Bronze 3 x 5 | | |
| 23 | 900002600 | 8 | Bolt, HHCS5/16-18 x 3/4 G5 | | |
| 24 | 100107019 | 2 | Cap, Hub Heavy Duty 12000 lb | | |
| 24A | N/A | 2 | Gasket | | Comes with hub cap # 100107019 |
| 25 | 100106025 | 2 | Nut, Castle 1 1/4 spindle | | |
| 26 | 100106016 | 6 | Washer, Flat 1 1/4 | | |
| 27 | 100106077 | 2 | Bearing Cone | | Bearing |
| 28 | 100106076 | 2 | Bearing Cup | | Race |
| 29 | 100107020 | 2 | Hub Assembly 12000 lb | | Includes Bearings & Races |
| 30 | 100106071 | 4 | Bearing Cup | | Race |
| 31 | 100106072 | 4 | Bearing Cone | | Bearing |
| 32 | 100106091 | 2 | Seal Grease 12000 lb Hub | | |
| 33 | 100106027 | 4 | Cotter Pin, Spindle Heavy Duty | | |
| 34 | 100106204 | 1 | Outer Flex, LH | | |
| 35 | 100105198 | 1 | Kingpin, LH HD | | |
| 36 | 100106070 | 2 | Bearing Cup | | Race |
| 37 | 100106080 | 2 | Bearing Cone | | Bearing |
| 38 | 902003090 | 2 | Washer Flat 1 1/4 ZP | | |
| 39 | 901000004 | 2 | Nut, Castle, HD Inner Suspension | | |
| 40 | 100107011 | 2 | Dust Cover HD Outer Flex | | |
| 41 | 900002395 | 6 | Bolt, HHCS 1/4-20 x 3/4 G5 | | |
| 42 | 100105199 | 1 | Kingpin, RH HD | | |
| 43 | 100106203 | 1 | Outer Flex, RH | | |

Station 2 Front Axle • AS710 & AS1010 Standard Duty

FRONT AXLE • AS710 & AS1010 STANDARD DUTY • FRONT AXLE • AS710 & AS1010 STANDARD DUTY • FRONT AXLE • AS710 & AS1010 STANDARD DUTY • FRONT AXLE • AS710 & AS1010 STANDARD DUTY • FRONT AXLE • AS710 & AS1010 STANDARD DUTY • FRONT AXLE

AS710 & AS1010 Standard Duty



| Item | Part Number | Qty | Description | Size | Comments |
|------|-------------|-----|-------------------------------------|------|---|
| 1 | 100105158 | 1 | King Pin, RH Standard | | |
| 2 | 100106040 | 1 | Outer Flex, RH | | |
| 3A | 100105146 | 1 | Axle 34" CC, Front Male RH 120-144 | | Standard Duty Only |
| 3B | 100105148 | 1 | Axle 42" CC, Front Male RH 120-144 | | Standard Duty Only |
| 3C | 100105150 | 1 | Axle 48" CC, Front Male RH 120-144 | | Standard Duty Only |
| 3D | 100105166 | 1 | Axle 48" CC, Front Male RH 88-114 | | Standard Duty Only |
| 4A | 100105185 | 1 | Axle, Front Center 120-144 | | |
| 4B | 100105191 | 1 | Axle, Front Center 88-114 | | |
| 5 | 100100286 | 2 | Bushing, 2 1/4" ID x 3" Grooved | | |
| 6A | 100105106 | 2 | Washer, 2 1/4" Thrust 1/16 Thick | | |
| 6B | 100105102 | A/R | Washer, 2 1/4" Thrust 1/8 Thick | | |
| 7 | 900007040 | 12 | Bolt, HHCS 1-8 | | |
| 8 | 901002090 | 12 | Nut, Jam 1-8 | | |
| 9 | 900006640 | 4 | Bolt, HHCS 3/4-16 x 3 | | |
| 10 | 901003075 | 4 | Nut, Nylock 3/4-16 | | |
| 11 | 900003270 | 4 | Bolt, HHCS 1/2-13 x 2 | | |
| 12A | 100000314 | 4 | Locking Bar 120-144 | | 120" - 144" wheel spacing |
| 12B | 100000315 | 4 | Locking Bar 88-114 | | |
| 13 | 901003040 | 4 | Nut, Nylock 1/2-13 | | |
| 14A | 100105133 | 4 | Clamp Bar, 120-144 | | |
| 14B | 100105172 | 4 | Clamp Bar, 88-114 | | |
| 15A | 100105134 | 4 | Clamp Wedge Block Casting | | Used on machines with manual wheel adjust |
| 15B | 100105144 | 4 | Clamp Wedge Block Casting | | Used on machines with Adjust on the Go |
| 16A | 100200009 | 4 | Wear Pad Under Wedge Block | | Used on machines with manual wheel adjust |
| 16B | 100200008 | 4 | Wear Pad Under Wedge Block | | Used on machines with Adjust on the Go |
| 17 | 100200013 | 4 | Wear Pad Male Slider | | |
| 18A | 100105147 | 1 | Axle 34" CC, Front Male LH 120-144 | | Standard Duty Only |
| 18B | 100105149 | 1 | Axle 42" CC, Front Male LH 120-144 | | Standard Duty Only |
| 18C | 100105151 | 1 | Axle 48" CC, Front Male LH 120-144 | | Standard Duty Only |
| 18D | 100105167 | 1 | Axle 48" CC, Front Male LH 88-114 | | Standard Duty Only |
| 19A | 100200120 | 1 | Steering Arm Left Side | | |
| 19B | 100200110 | 1 | Steering Arm Right Side | | |
| 20 | 925000200 | 2 | Key Stock, 1/2 x 1/2 x 1 1/2 | | |
| 21 | 100000400 | 2 | Retainer Cap, 3 1/2 x 1/2 | | |
| 22 | 902351000 | 2 | Washer Lock 3/4 | | |
| 23 | 900011865 | 2 | Bolt, HHCS 3/4-16 x 2 G8 | | |
| 24 | 901000001 | 4 | Nut, Castle 7/8-14 | | |
| 25 | 800404215 | 4 | Fitting, 6 FLM x 6 ORM 90 | | |
| 26 | 100800810 | 2 | Tie Rod End Male Right Hand | | |
| 27 | 904300207 | 4 | Cotter Pin, 5/32 x 2 | | |
| 28 | 901002105 | 2 | Nut, Jam 1 1/8-12 Right Hand Thread | | |
| 29 | 850000129 | 2 | Cylinder, Steering, Re-phasing | | |
| 30 | 100800800 | 1 | Tie Rod End Female | | |
| 31 | 915003010 | 8 | Zerk 1/4 NPT Straight | | |
| 32 | 100100287 | 4 | Bushing, 2 1/2" ID x 2 3/4 | | |

Station 2 **Front Axle • AS710 & AS1010 Standard Duty**

FRONT AXLE • AS710 & AS1010 STANDARD DUTY • FRONT AXLE • AS710 & AS1010 STANDARD DUTY • FRONT AXLE • AS710 & AS1010 STANDARD DUTY • FRONT AXLE • AS710 & AS1010 STANDARD DUTY • FRONT AXLE • AS710 & AS1010 STANDARD DUTY • FRONT AXLE

| Item | Part Number | Qty | Description | Size | Comments |
|------|-------------|-----|-----------------------------------|------|---------------------------|
| 33 | 105105105 | 4 | Washer, Thrust Alum Bronze | | |
| 34 | 100106060 | 2 | Hub Cap, Outer Flex | | |
| 35 | 100106023 | 4 | Nut, Castle 1-14 | | |
| 36 | 902003083 | 2 | Washer Flat, 1" SAE - Extra Thick | | |
| 37 | 902003082 | 6 | Washer Flat, 1" USS G8 | | |
| 38 | 100106081 | 2 | Bearing Cone | | Bearing |
| 39 | 100106082 | 2 | Bearing Cup | | Race |
| 40 | 100105159 | 1 | King Pin, LH Standard | | |
| 41 | 100106070 | 4 | Bearing Cup | | Race |
| 42 | 100106080 | 4 | Bearing Cone | | Bearing |
| 43 | 100106090 | 4 | Oil Seal | | |
| 44 | 100106021 | 4 | Cotter Pin, Spindle | | |
| 45 | 100106020 | 1 | Outer Flex, LH | | |
| 46 | 100107010 | 2 | Hub Assembly | | Includes Bearings & Races |
| 47 | 100106088 | 2 | Bearing Cup | | Race |
| 48 | 100106087 | 2 | Bearing Cone | | Bearing |
| 49 | 100107013 | 2 | Hub Cap, Wheel Hub | | |

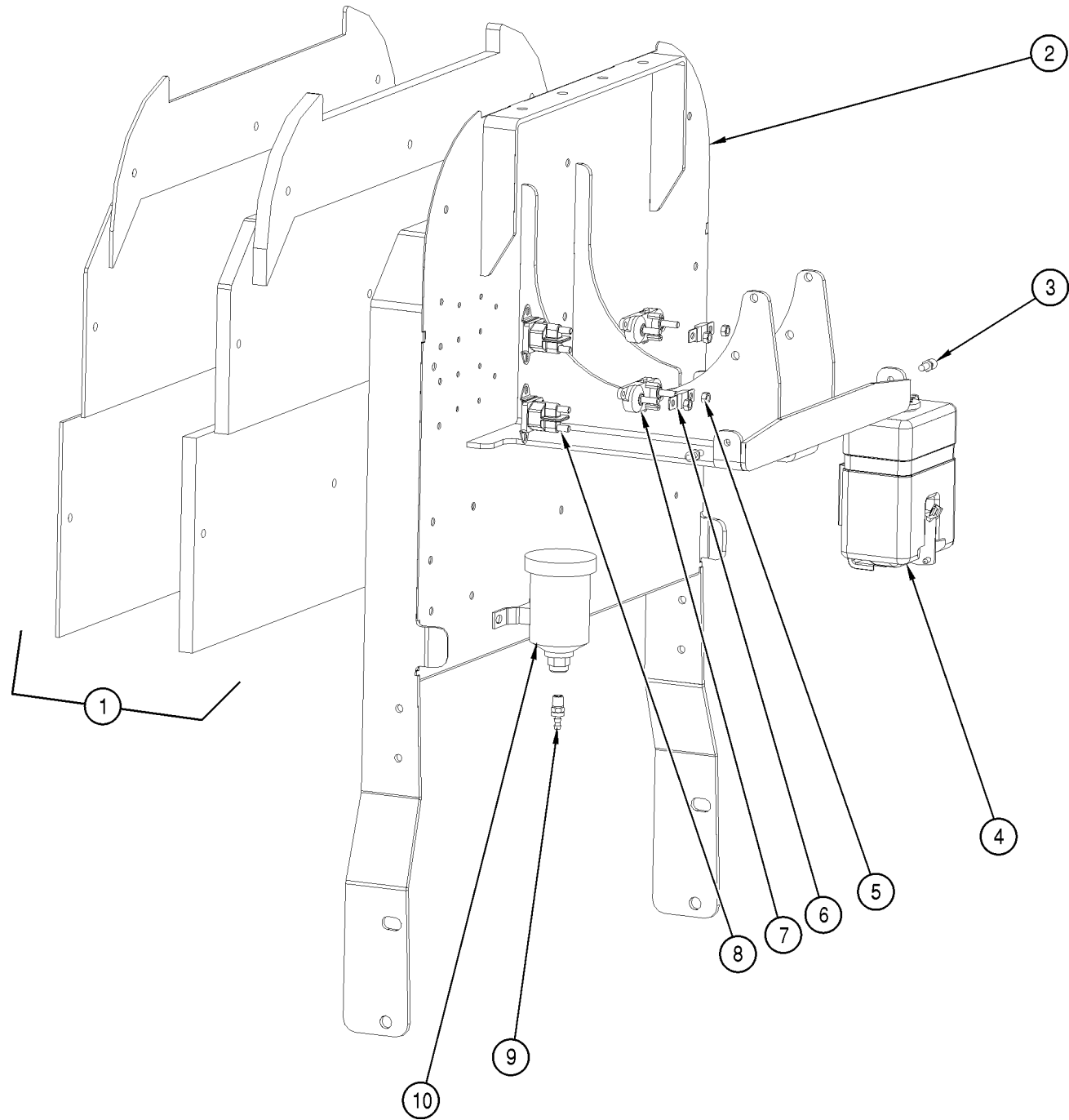
Station 2 Front Axle • AS710, AS1010 & AS1210 Heavy Duty

FRONT AXLE • AS710, AS1010 & AS1210 HEAVY DUTY • FRONT AXLE • AS710, AS1010 & AS1210 HEAVY DUTY • FRONT AXLE • AS710, AS1010 & AS1210 HEAVY DUTY • FRONT AXLE • AS710, AS1010 & AS1210 HEAVY DUTY • FRONT AXLE • AS710, AS1010 & AS1210 HEAVY DUTY • FRONT AXLE

| Item | Part Number | Qty | Description | Size | Comments |
|------|-------------|-----|-----------------------------------|------|--------------------------------|
| 33 | 100105107 | 4 | Washer, Thrust Bronze 3 x 5 | | |
| 34 | 900002395 | 6 | Bolt, HHCS 1/4-20 x 3/4 G5 | | |
| 35 | 100107011 | 2 | Dust Cover, Heavy Duty Outer Flex | | |
| 36 | 901000004 | 2 | Nut, Castle, HD Inner Suspension | | |
| 37 | 100106016 | 8 | Washer, Flat 1 1/4 | | |
| 38 | 100106080 | 2 | Bearing Cone | | Bearing |
| 39 | 100106070 | 2 | Bearing Cup | | Race |
| 40 | 100106202 | 1 | King Pin, LH Heavy Duty | | Only used on heavy duty fronts |
| 41 | 100106071 | 4 | Bearing Cup | | Race |
| 42 | 100106072 | 4 | Bearing Cone | | Bearing |
| 43 | 100106091 | 2 | Seal, Grease 12000 lb Hub | | |
| 44 | 100106027 | 4 | Cotter Pin, Spindle Heavy Duty | | |
| 45 | 100106204 | 1 | Outer Flex, LH | | Only used on heavy duty fronts |
| 46 | 100107020 | 2 | Hub Assembly 12000 lb | | Includes Bearings & Races |
| 47 | N/A | 2 | Gasket | | Comes with Hub Cap # 100107019 |
| 48 | 100106076 | 2 | Bearing Cup | | Race |
| 49 | 100106077 | 2 | Bearing Cone | | Bearing |
| 50 | 100106025 | 2 | Nut, Castle, HD Hub 1 1/4 | | |
| 51 | 100107019 | 2 | Cap, Hub Heavy Duty 12000 lb | | |
| 52 | 900002600 | 8 | Bolt, HHCS 5/16-18 x 3/4 G5 | | |

Station 2 Firewall • AS1010 & AS1210

FIREWALL • AS1010 & AS1210 • FIREWALL • AS1010 & AS1210 • FIREWALL • AS1010 & AS1210 • FIREWALL • AS1010 & AS1210 • FIREWALL • AS1010 & AS1210 • FIREWALL • AS1010 & AS1210 • FIREWALL • AS1010 & AS1210 • FIREWALL • AS1010 & AS1210 • FIREWALL • AS1010 & AS1210

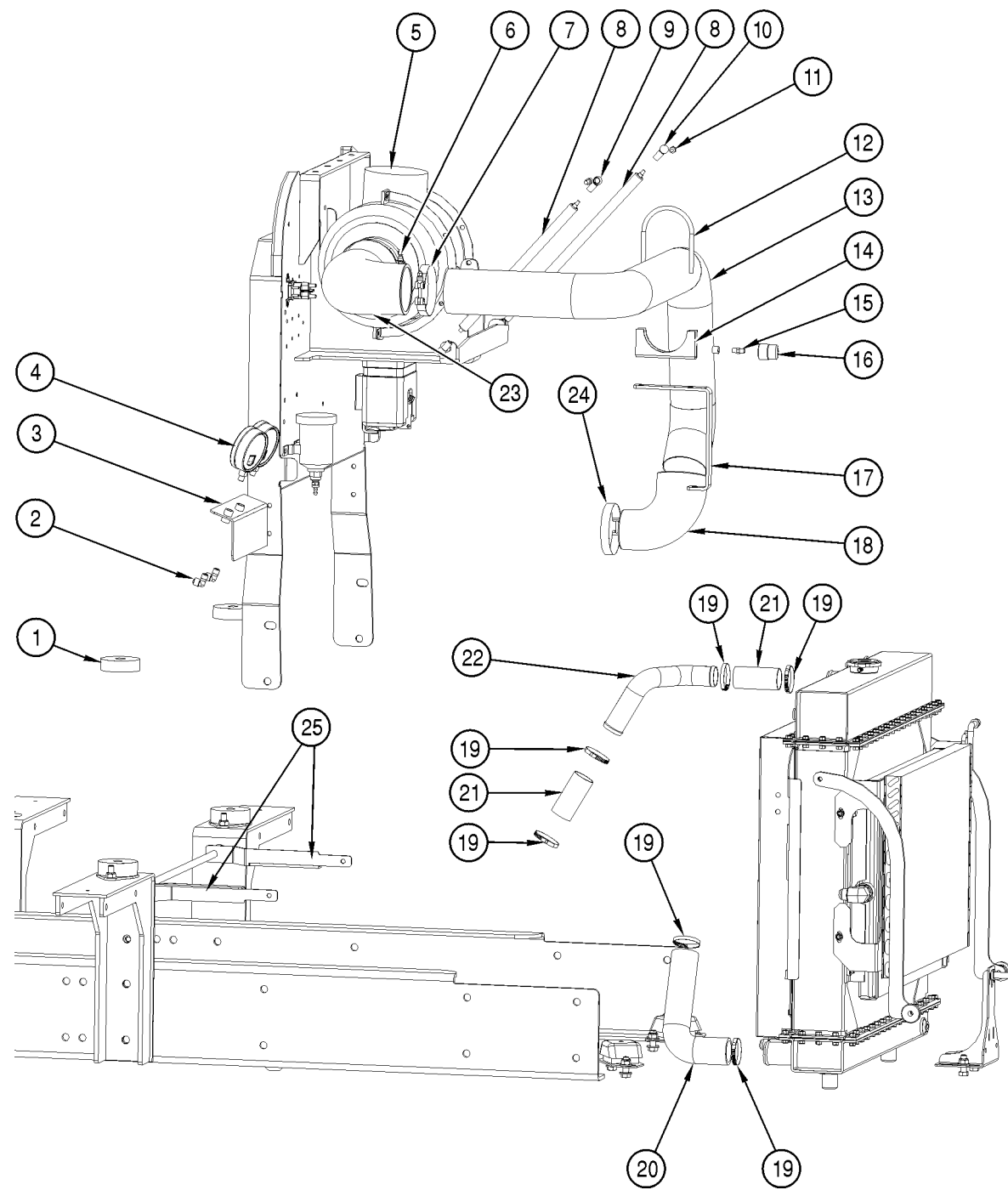


| Item | Part Number | Qty | Description | Size | Comments |
|------|-------------|--------|----------------------------------|------|-------------------------------|
| 1 | 100100403 | 1 | Kit, Firewall Insulation | | Includes foam and rubber pads |
| 2 | 100100401 | 1 | Firewall | | |
| 3 | 490000115 | 2 | Ball Stud, 5/16-18 X 13mm | | |
| 4 | 400000616 | 1 | Reservoir, Washer Fluid | | |
| 5 | 901000715 | 4 | Nut, 5/16-18 | | |
| 6 | 700100129 | 2 | Fuse, Bussman 125 Amp | | |
| 7 | 700100130 | 2 | Fuse Holder, Bussman | | |
| 8 | 700100128 | 2 | Solenoid | | |
| 9 | 800302194 | 1 | Fitting, 4 PM X 4 HB | | |
| 10 | 301302000 | 1 | Reservoir, Brake Master Cylinder | | |
| | 420001400 | 2 feet | Weather Stripping, Air Dam | | Not Shown |

Station 2 Engine Piping • AS710

ENGINE PIPING • AS710 • ENGINE PIPING • AS710 • ENGINE PIPING • AS710 • ENGINE PIPING • AS710 • ENGINE PIPING • AS710 • ENGINE PIPING • AS710 • ENGINE PIPING • AS710 • ENGINE PIPING • AS710 • ENGINE PIPING • AS710 • ENGINE PIPING • AS710

Engine Piping
AS710

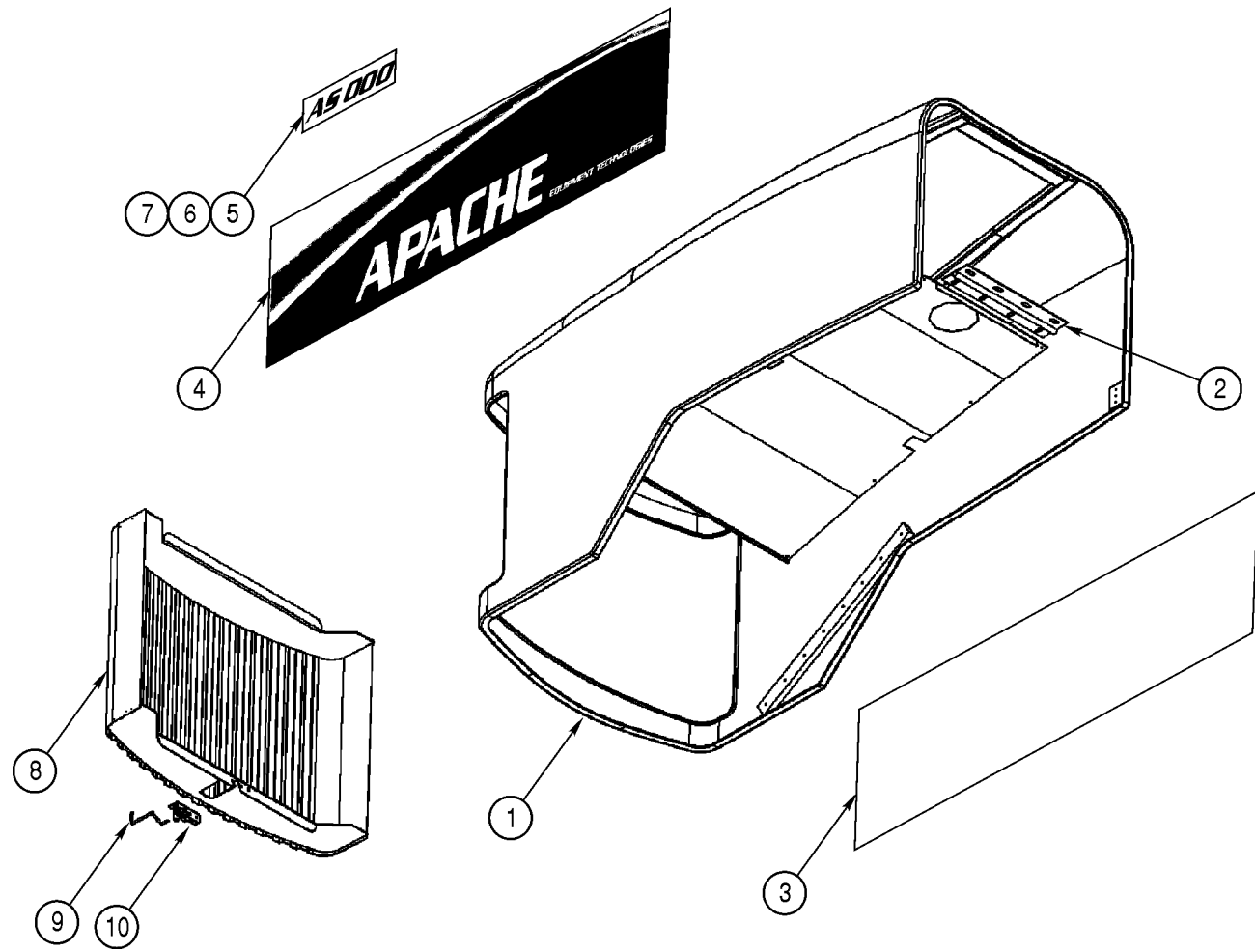


| Item | Part Number | Qty | Description | Size | Comments |
|------|-------------|--------|------------------------------------|------|--|
| 1 | 100100604 | 2 | Spacer, Front Cab Support | | Mount bolt, 900006695 3/4-16 X 6, washer 490002900 |
| 2 | 640020010 | 2 | Fitting, 1/8 NPT X 1/4 Tube 90 | | Compression fitting |
| 3 | 690001301 | 1 | Bracket, Dual Gage Mounting | | |
| 4 | 680000026 | 2 | Gage, 4" 0-160 psi Glycerin Filled | | |
| 5 | 201300056 | 1 | Air Cleaner Assembly | | |
| 6 | 201300002 | 1 | Clamp, T Bolt 5" Diameter | | |
| 7 | 201300001 | 2 | Clamp, T Bolt 4" Diameter | | |
| 8 | 490000113 | 2 | Hood Shock, Spring, Gas | | 175 lb 12.8 stroke |
| 9 | 490000114 | 4 | Ball Socket, M8 X 13mm | | |
| 10 | 490000116 | 4 | Clip Retainer for 13mm Socket | | |
| 11 | 490000115 | 4 | Ball Stud, 5/16-18 X 13mm | | |
| 12 | 290000753 | 1 | Clamp, 4" Exhaust U-bolt | | |
| 13 | 201200039 | 1 | Tube, Intake Deere | | |
| 14 | NSS | 1 | Included with #12 | | |
| 15 | 800302173 | 1 | Fitting, 1/8 NPT Nipple | | |
| 16 | 201300095 | 1 | Indicator, Air Cleaner | | |
| 17 | 200100007 | 1 | Bracket, Intake Pipe | | |
| 18 | 201300096 | 1 | Elbow 90 Degrees 3"-4" | | |
| 19 | 915000801 | 6 | Clamp, #32, 9/16 - 2 1/2" | | |
| 20 | 520400103 | 1 | Hose Radiator Lower 2" | | |
| 21 | 520400104 | 9 inch | Hose Coupling 1.75 | | |
| 22 | 201200029 | 1 | Tube, Radiator Upper Deere | | |
| 23 | 201300071 | 1 | Elbow 90 Degrees 5"-4" | | |
| 24 | 290000756 | 1 | Clamp, T Bolt 3 5/8" | | |
| 25 | 100100402 | 2 | Brace, Firewall | | |

Station 2 Hood & Bumper • AS710, AS1010 & AS1210

HOOD & BUMPER • AS710, AS1010 & AS1210 · HOOD & BUMPER • AS710, AS1010 & AS1210 · HOOD & BUMPER • AS710, AS1010 & AS1210 · HOOD & BUMPER • AS710, AS1010 & AS1210 · HOOD & BUMPER • AS710, AS1010 & AS1210 · HOOD & BUMPER • AS710, AS1010 & AS1210

Hood & Bumper
AS710, AS1010 & AS1210
Hood

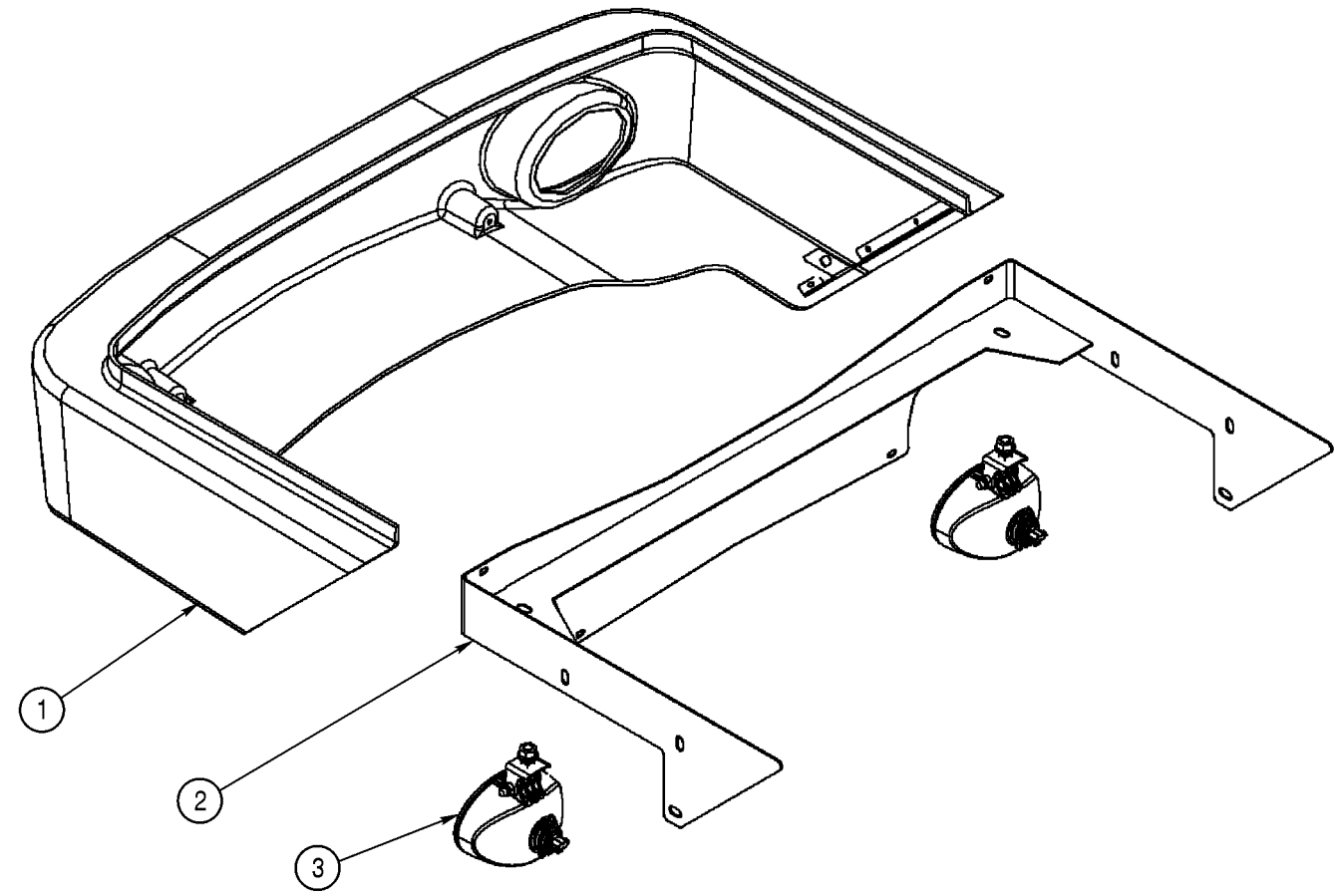


| Item | Part Number | Qty | Description | Size | Comments |
|------|-------------|-----|------------------------------------|------|--|
| 1 | 420000101 | 1 | Hood Assembly | | All models equipped w/ grill, air plenum, hinge, latch |
| 2 | 420000106 | 1 | Hinge, Hood | | |
| 3 | 420306000 | 1 | Decal, Main Hood Right Hand Side | | |
| 4 | 420306001 | 1 | Decal, Main Hood Left Hand Side | | |
| 5 | 420306011 | 2 | Decal, AS710 | | |
| 6 | 420306012 | 2 | Decal, AS1010 | | |
| 7 | 420306013 | 2 | Decal, AS1210 | | |
| 8 | 420000113 | 1 | Grill | | |
| 9 | 420000114 | 1 | Hood Latch | | |
| 10 | 420000120 | 1 | Handle, Hood Release | | |
| | 420000119 | 1 | Pull Strap | | Not Shown |
| | 420306006 | 1 | Decal Pack, Information/Warning | | Not Shown |
| | 420306009 | 1 | Decal Pack, Labeling White Letters | | Not Shown |

Station 2 Hood & Bumper • AS710, AS1010 & AS1210

HOOD & BUMPER · AS710, AS1010 & AS1210 · HOOD & BUMPER · AS710, AS1010 & AS1210 · HOOD & BUMPER · AS710, AS1010 & AS1210 · HOOD & BUMPER · AS710, AS1010 & AS1210 · HOOD & BUMPER · AS710, AS1010 & AS1210 · HOOD & BUMPER · AS710, AS1010 & AS1210

Bumper



| Item | Part Number | Qty | Description | Size | Comments |
|------|-------------|-----|----------------------------------|------|-------------------------|
| 1 | K65000125 | 1 | Bumper & Bracket Assembly, Front | | Includes the Bracket |
| 2 | N/A | 1 | Bracket, Bumper | | Included with K65000125 |
| 3 | 710000403 | 2 | Light, Driving Oval | | |
| | | | | | |
| | | | | | |
| | | | | | |
| | | | | | |
| | | | | | |
| | | | | | |

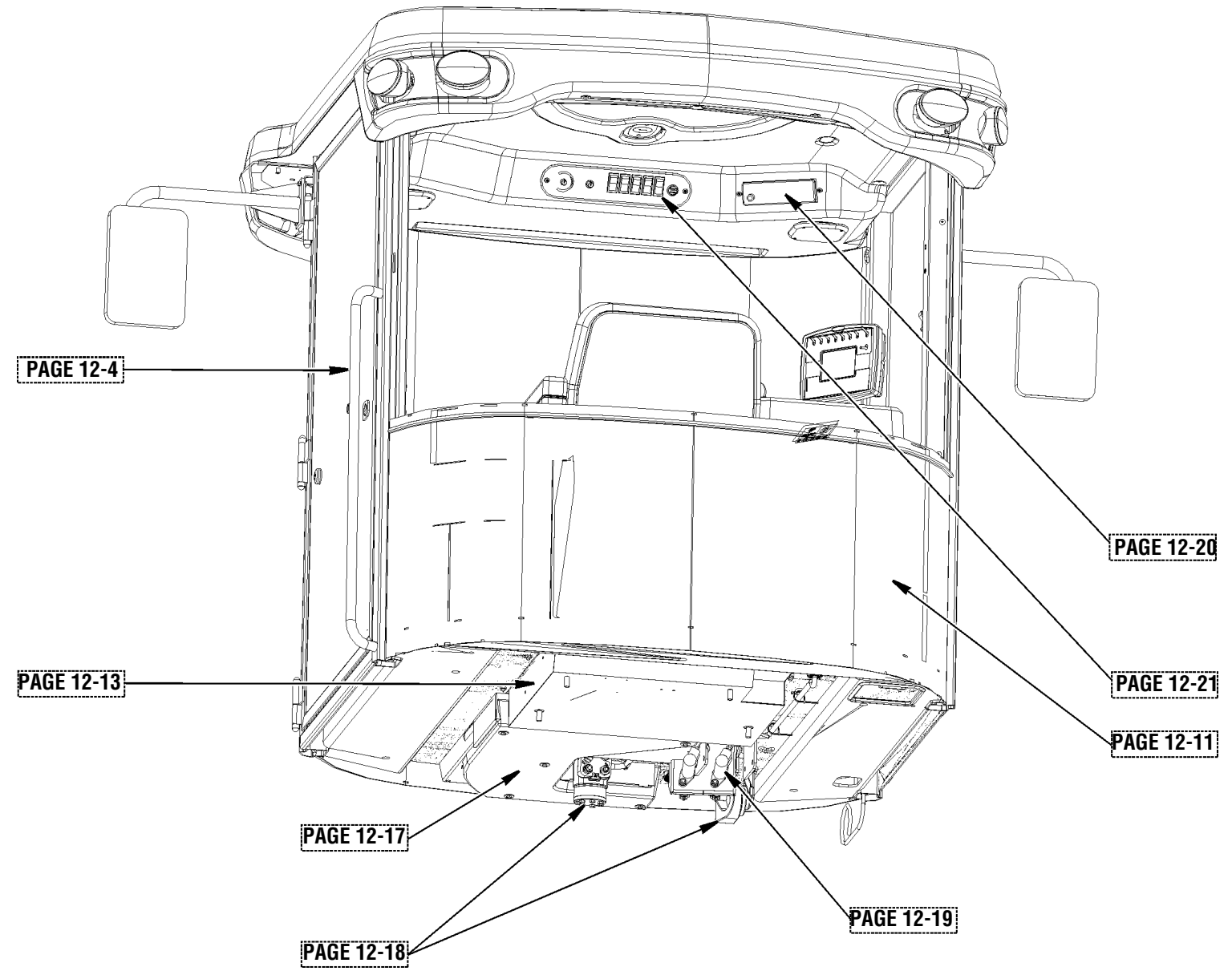
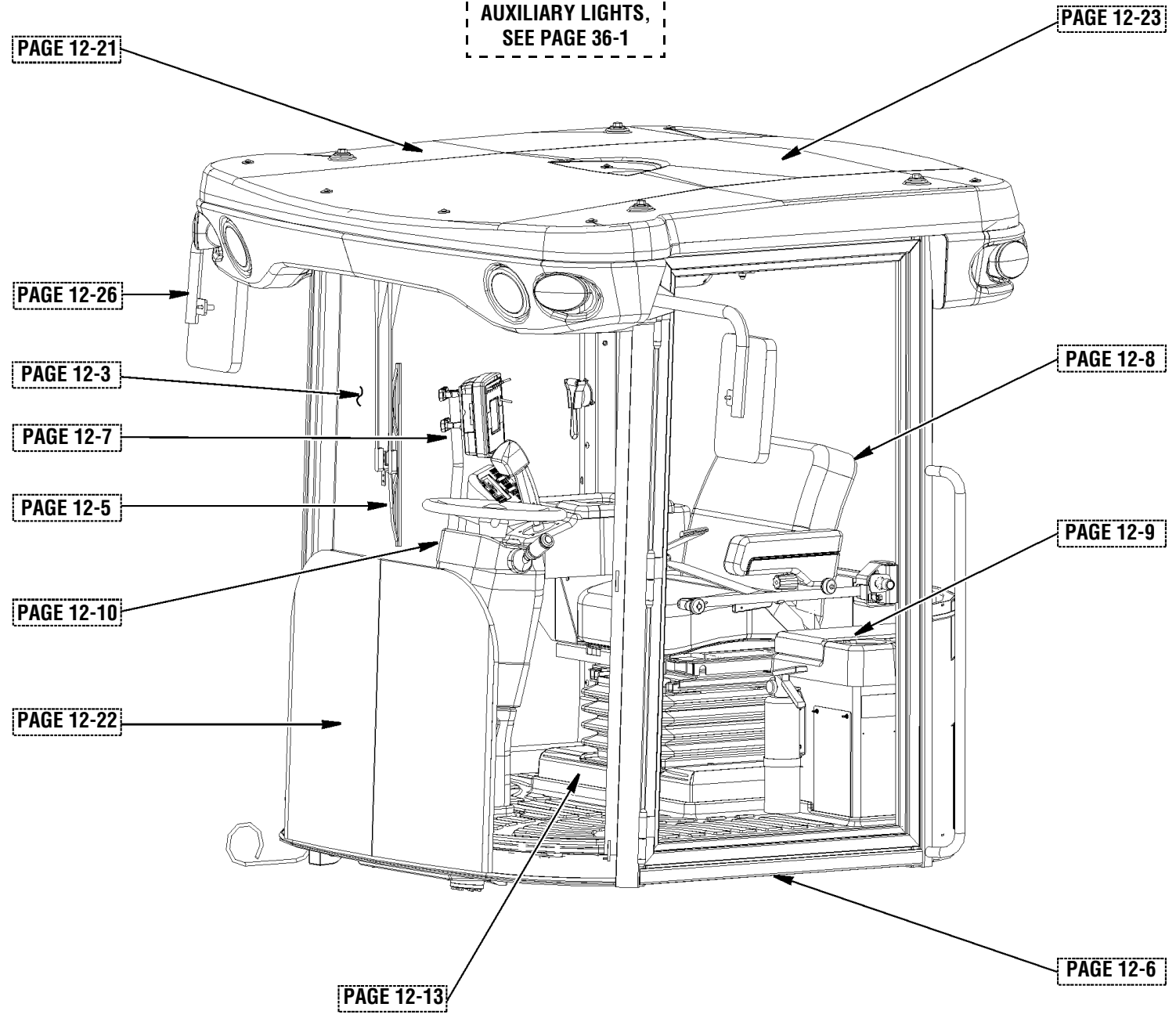
Station 2 Cab • AS710, AS1010 & AS1210

CAB · AS710, AS1010 & AS1210 · CAB · AS710, AS1010 & AS1210 · CAB · AS710, AS1010 & AS1210 · CAB · AS710, AS1010 & AS1210 · CAB · AS710, AS1010 & AS1210 · CAB · AS710, AS1010 & AS1210 · CAB · AS710, AS1010 & AS1210 · CAB · AS710, AS1010 & AS1210 · CAB · AS710, AS1010 & AS1210 · CAB · AS710, AS1010 & AS1210 · CAB

Cab
AS710, AS1010 & AS1210
Overview

| Item | Part Number | Qty | Description | Size | Comments |
|------|-------------|-----|--------------------|------|------------|
| | 400000500 | 1 | Cab assembly, 2007 | | Angus Palm |
| | | | | | |

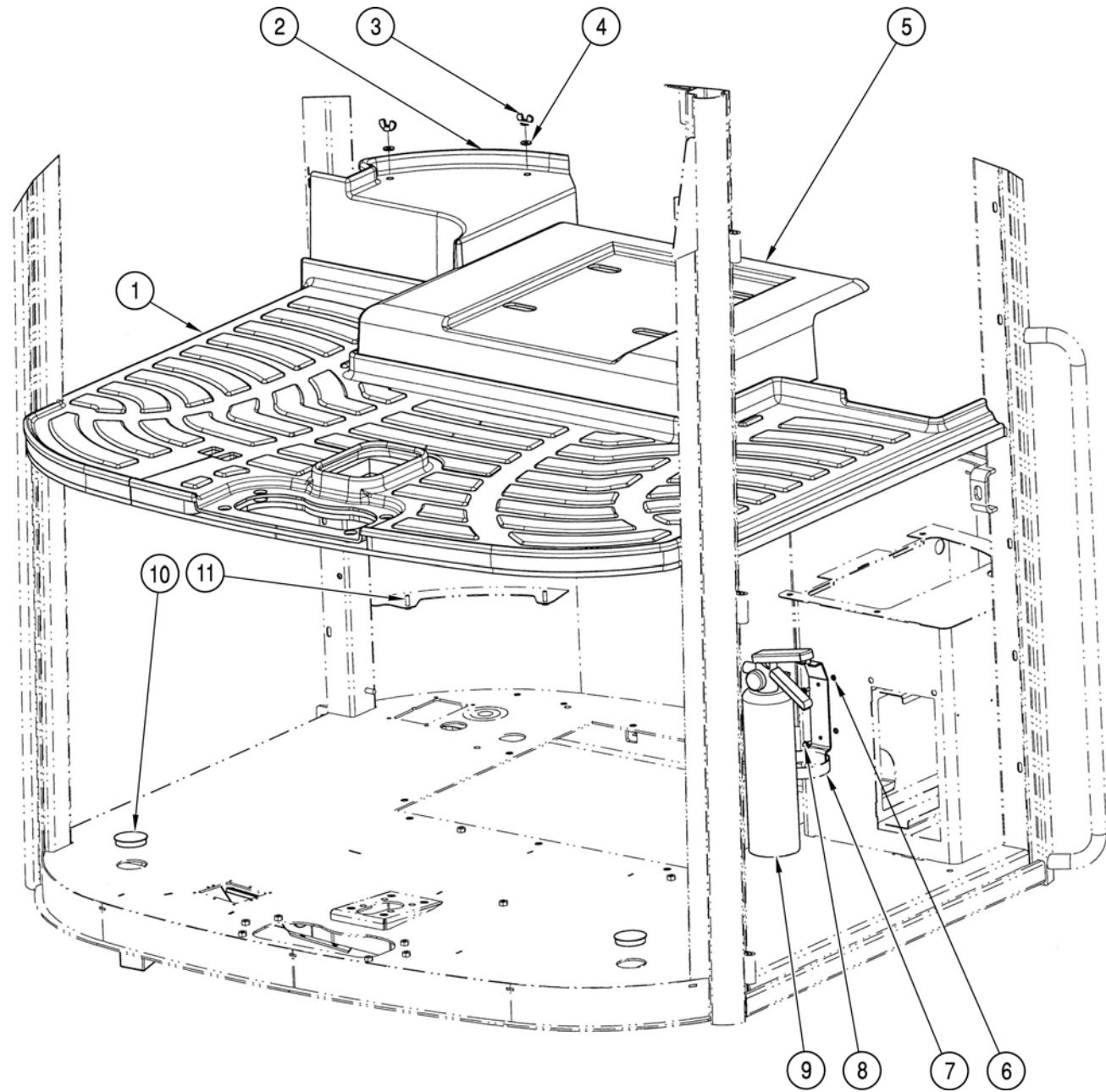
FOR CAB-MOUNTED
AUXILIARY LIGHTS,
SEE PAGE 36-1



Station 2 Cab • AS710, AS1010 & AS1210

CAB • AS710, AS1010 & AS1210 · CAB • AS710, AS1010 & AS1210 · CAB • AS710, AS1010 & AS1210 · CAB • AS710, AS1010 & AS1210 · CAB • AS710, AS1010 & AS1210 · CAB • AS710, AS1010 & AS1210 · CAB • AS710, AS1010 & AS1210 · CAB • AS710, AS1010 & AS1210 · CAB

Lower Cab

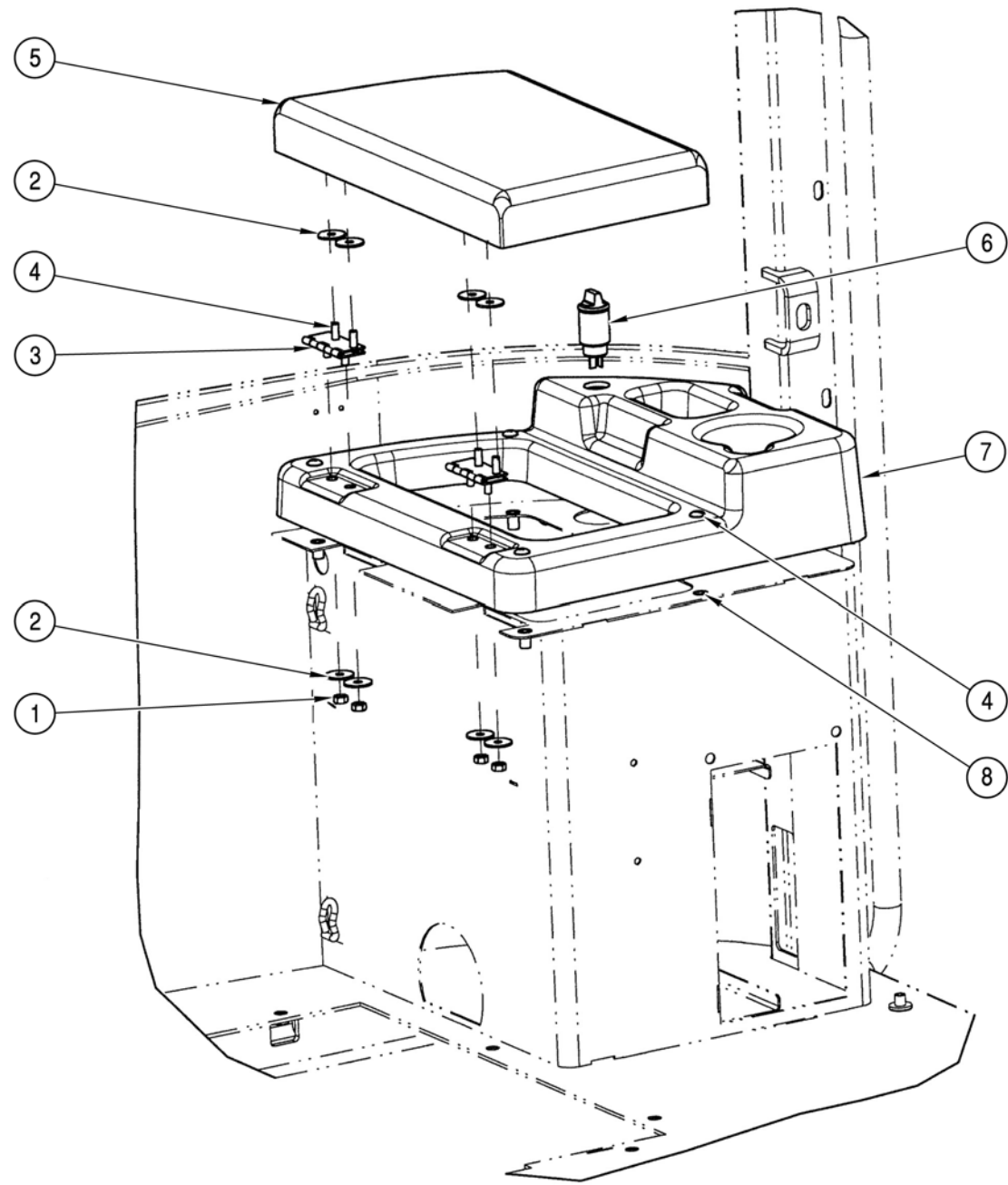


| Item | Part Number | Qty | Description | Size | Comments |
|------|-------------|-----|-----------------------------------|------|------------------|
| 1 | 40000688 | 1 | FLOOR MAT KIT | | |
| 2 | 40000689 | 1 | ELECTRICAL COVER ASSY | | |
| 3 | 40000047 | 2 | NUT, 25-20, WING, TYPE A, ES5B | | |
| 4 | 40000346 | 2 | WASHER, FLAT CAB (05) 3/8 | | |
| 5 | 40000690 | 1 | AC COVER ASSY | | |
| 6 | 40000342 | 2 | NUT, 10-24, HEX CAB (05) FIRE EXT | | |
| 7 | N/A | 1 | BRACKET, FIRE EXT MOUNT | | INCLUDED WITH #9 |
| 8 | 40000327 | 2 | BOLT, 10-24 X .50 G5 CAB (05) | | |
| 9 | 40000313 | 1 | EXTINGUISHER, FIRE CAB (05) | | |
| 10 | 40000338 | 3 | PLUG, ROUND FLOOR CAB (05) | | |
| 11 | 40000348 | 2 | RNT, 1/4-20 RND CAB (05)" | | |

Station 2 Cab • AS710, AS1010 & AS1210

CAB • AS710, AS1010 & AS1210 · CAB • AS710, AS1010 & AS1210 · CAB • AS710, AS1010 & AS1210 · CAB • AS710, AS1010 & AS1210 · CAB • AS710, AS1010 & AS1210 · CAB • AS710, AS1010 & AS1210 · CAB • AS710, AS1010 & AS1210 · CAB · AS710, AS1010 & AS1210 · CAB

Padded Storage

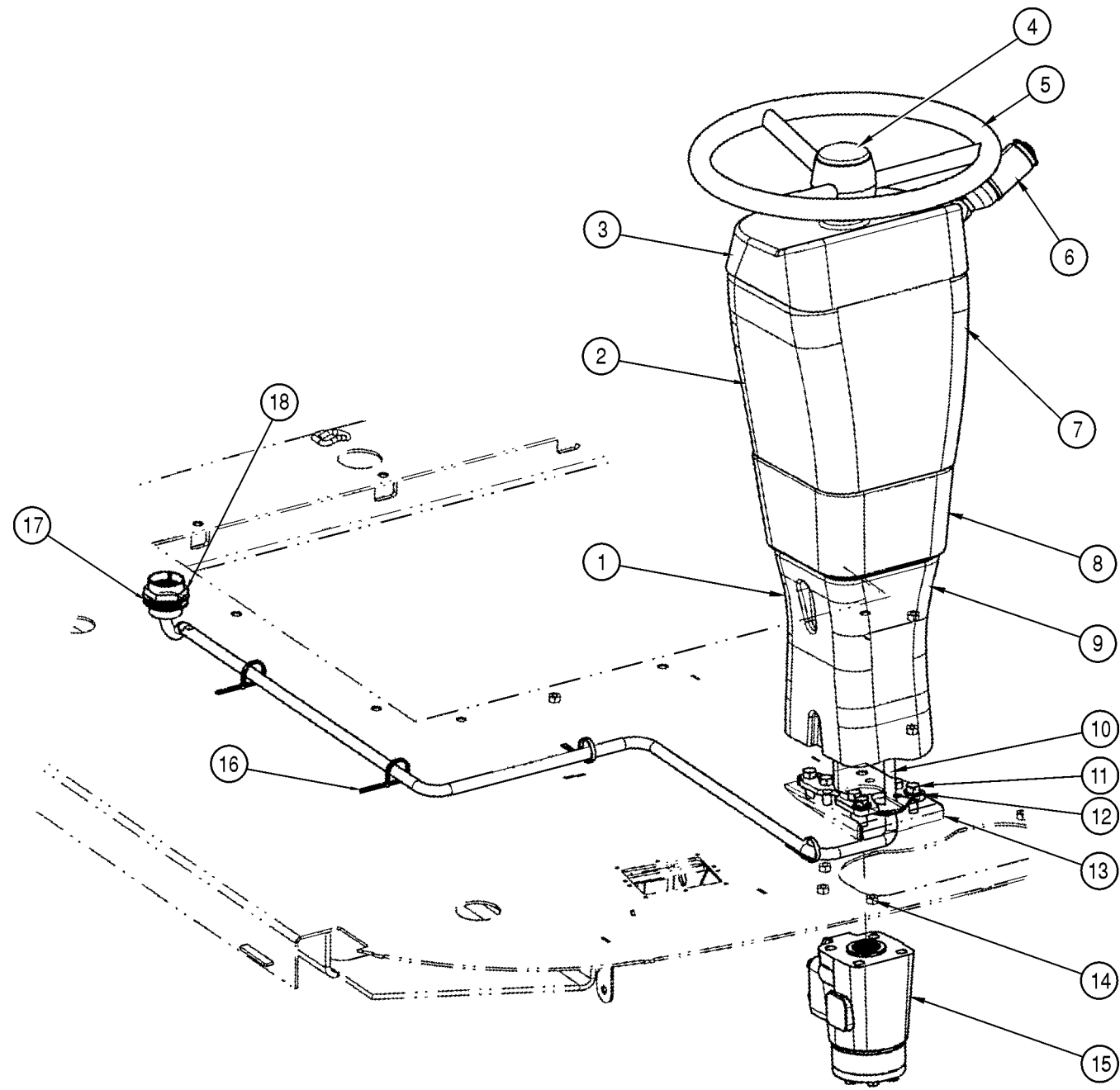


| Item | Part Number | Qty | Description | Size | Comments |
|------|-------------|-----|-------------------------------|------|----------|
| 1 | 400000422 | 4 | NUT, 1/4-20 HEX G8 BUDDY SEAT | | |
| 2 | 400000363 | 8 | WASHER FLAT CAB (05) | | |
| 3 | 400000425 | 2 | HINGE, BUDDY SEAT (05) | | |
| 4 | 400000347 | 12 | BOLT, 1/4-20 X .62 CAB (05) | | |
| 5 | 400000424 | 1 | CUSHION, BUDDY SEAT(05) | | |
| 6 | 400000697 | 1 | POWER POINT WITH CAP | | |
| 7 | 400000423 | 1 | PLASTIC, BUDDY SEAT (05) | | |
| 8 | 400000348 | 4 | RNT, 1/4-20 RND CAB (05) | | |

Station 2 Cab • AS710, AS1010 & AS1210

CAB • AS710, AS1010 & AS1210 · CAB • AS710, AS1010 & AS1210 · CAB • AS710, AS1010 & AS1210 · CAB • AS710, AS1010 & AS1210 · CAB • AS710, AS1010 & AS1210 · CAB • AS710, AS1010 & AS1210 · CAB • AS710, AS1010 & AS1210 · CAB • AS710, AS1010 & AS1210 · CAB

Steering Column

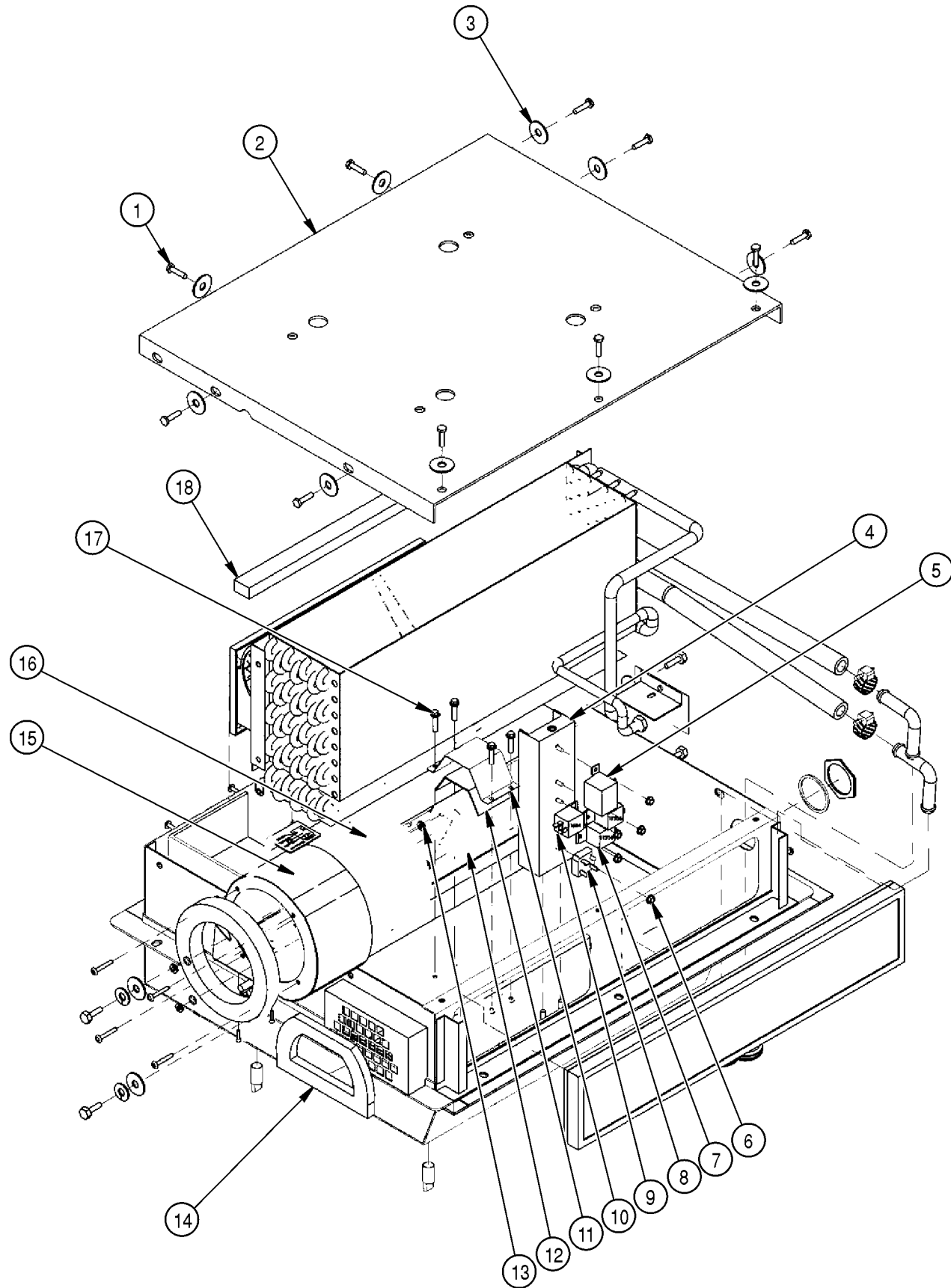


| Item | Part Number | Qty | Description | Size | Comments |
|------|-------------|-----|-----------------------------------|------|---|
| 1 | 400000492 | 1 | Plastic Cover, Lower Right | | |
| 2 | 400000490 | 1 | Plastic Cover, Upper Right | | |
| 3 | 400000045 | 1 | Steering Column Complete Assembly | | Includes everything shown |
| 4 | 400000496 | 1 | Cap, Steering Wheel | | |
| 5 | 400000495 | 1 | Steering Wheel | | |
| 6 | 400000485 | 1 | Switch, Lever | | |
| 7 | 400000489 | 1 | Plastic Cover, Upper Left | | |
| 8 | 400000493 | 1 | Rubber Boot, Steering Column | | |
| 9 | 400000491 | 1 | Plastic Cover, Lower Left | | |
| 10 | 400000494 | 1 | Harness | | |
| 11 | 400000416 | 8 | Bolt, HHCS 3/8-16 X 1 Grade 8 | | Torque to 35 ft-lb or 48N-m |
| 12 | 400000418 | 4 | Washer, Flat 3/8 | | |
| 13 | 400000042 | 1 | Edge Trim, Steering Column | | |
| 14 | 400000438 | 8 | Nut, Hex 3/8-16 Cab | | |
| 15 | A00000042 | 1 | Steering Pump/Motor with Fittings | | |
| 16 | 400000684 | 4 | Tie, 12" long x .18 wide nylon | | |
| 17 | 400000043 | 1 | Washer, Lock 1.7x2.074x.062 | | |
| 18 | 400000044 | 1 | Nut, Plastic 1 11/16-18 | | |
| | 400000484 | 1 | Switch, Hazard | | Not shown, sits on other side of steering wheel |
| | 400000487 | 1 | Main Shaft, Steering | | Not shown |
| | 400000486 | 1 | Switch, Ignition | | Not shown |

Station 2 Cab • AS710, AS1010 & AS1210

CAB • AS710, AS1010 & AS1210 · CAB · AS710, AS1010 & AS1210 · CAB · AS710, AS1010 & AS1210 · CAB · AS710, AS1010 & AS1210 · CAB · AS710, AS1010 & AS1210 · CAB · AS710, AS1010 & AS1210 · CAB · AS710, AS1010 & AS1210 · CAB · AS710, AS1010 & AS1210 · CAB

Air Assembly Detail 1

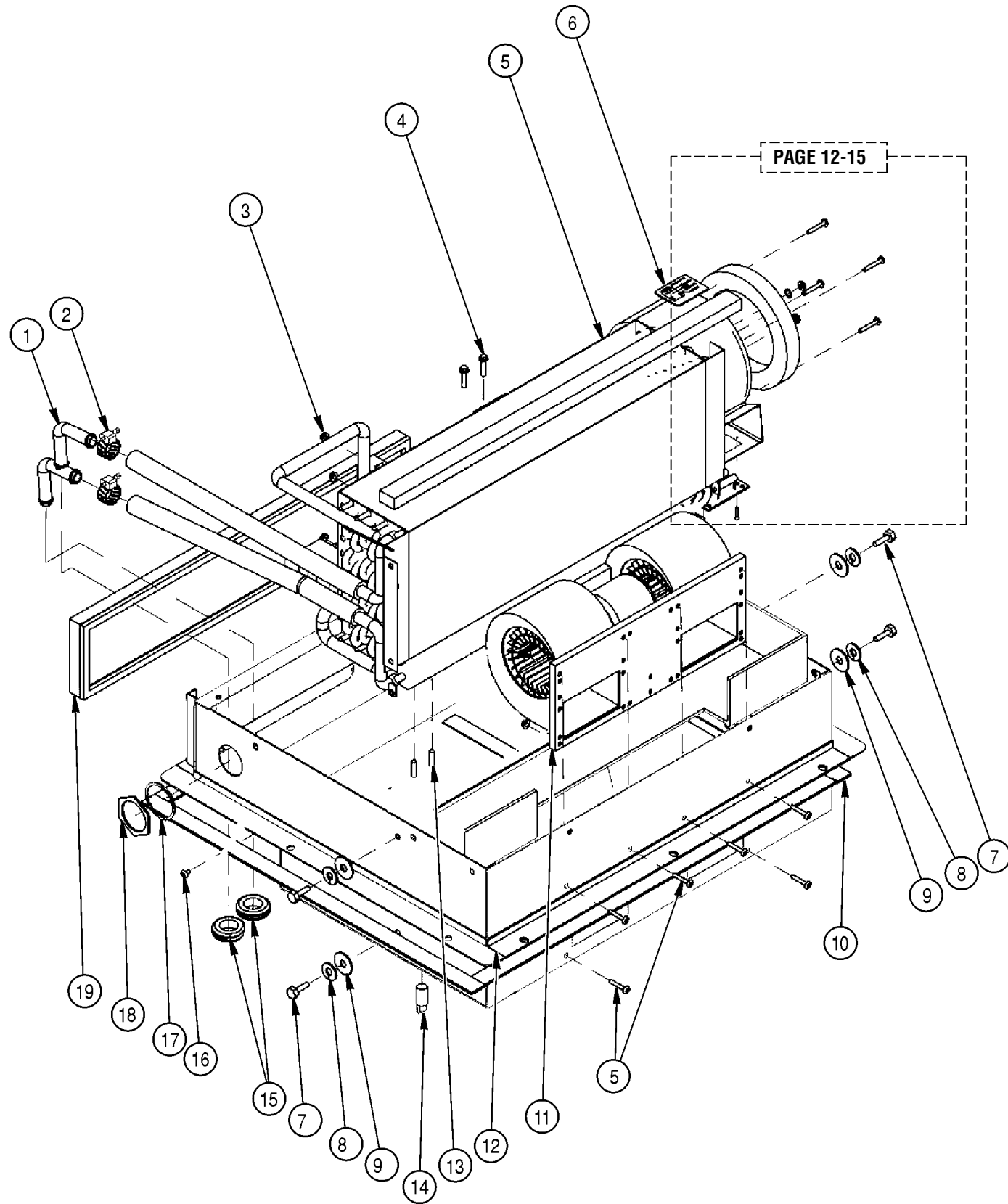


| Item | Part Number | Qty | Description | Size | Comments |
|------|-------------|-------|------------------------------------|------|----------|
| | 40000033 | 1 | Air System, A/C, Heat 12V Complete | | |
| 1 | 40000436 | 11 | Bolt, M8 x 1.25 x 35 | | |
| 2 | 40000699 | 1 | Cover | | |
| 3 | 902003035 | 15 | Washer, Flat 1/4 | | |
| 4 | 40000641 | 1 | Middle Seat Brace | | |
| 5 | 40000539 | 1 | Cold Control | | |
| 6 | 40000326 | 5 | Nut, #10-24 | | |
| 7 | 40000534 | 2 | Relay | | |
| 8 | 40000540 | 1 | Bridge Rectifier | | |
| 9 | 40000535 | 1 | Relay, 12v-50amp | | |
| 10 | 40000646 | 1 | Motor Strap | | |
| 11 | 40000702 | 1 | Tape, Vibration Damp | 5 | |
| 12 | 40000536 | 1 | SD Blower Motor Assembly | | |
| 13 | 90100243 | 4 | Washer, #10 | | |
| 14A | 40000024 | 5.75" | Double Sided Tape | | |
| 14B | 40000023 | 16" | Foam Weather Strip | | |
| 15 | 40000022 | 1 | Scroll W/A, w/Cutout for Resistor" | | |
| 16 | 40000538 | 1 | Squirrel Cage Fan | | |
| 17 | 40000327 | 10 | Screw #10-24 | | |
| 18 | 40000700 | 1 | Seal, Top of Core | | |

Station 2 Cab • AS710, AS1010 & AS1210

CAB • AS710, AS1010 & AS1210 · CAB • AS710, AS1010 & AS1210 · CAB • AS710, AS1010 & AS1210 · CAB • AS710, AS1010 & AS1210 · CAB • AS710, AS1010 & AS1210 · CAB • AS710, AS1010 & AS1210 · CAB • AS710, AS1010 & AS1210 · CAB · AS710, AS1010 & AS1210 · CAB

Air Assembly Detail 2

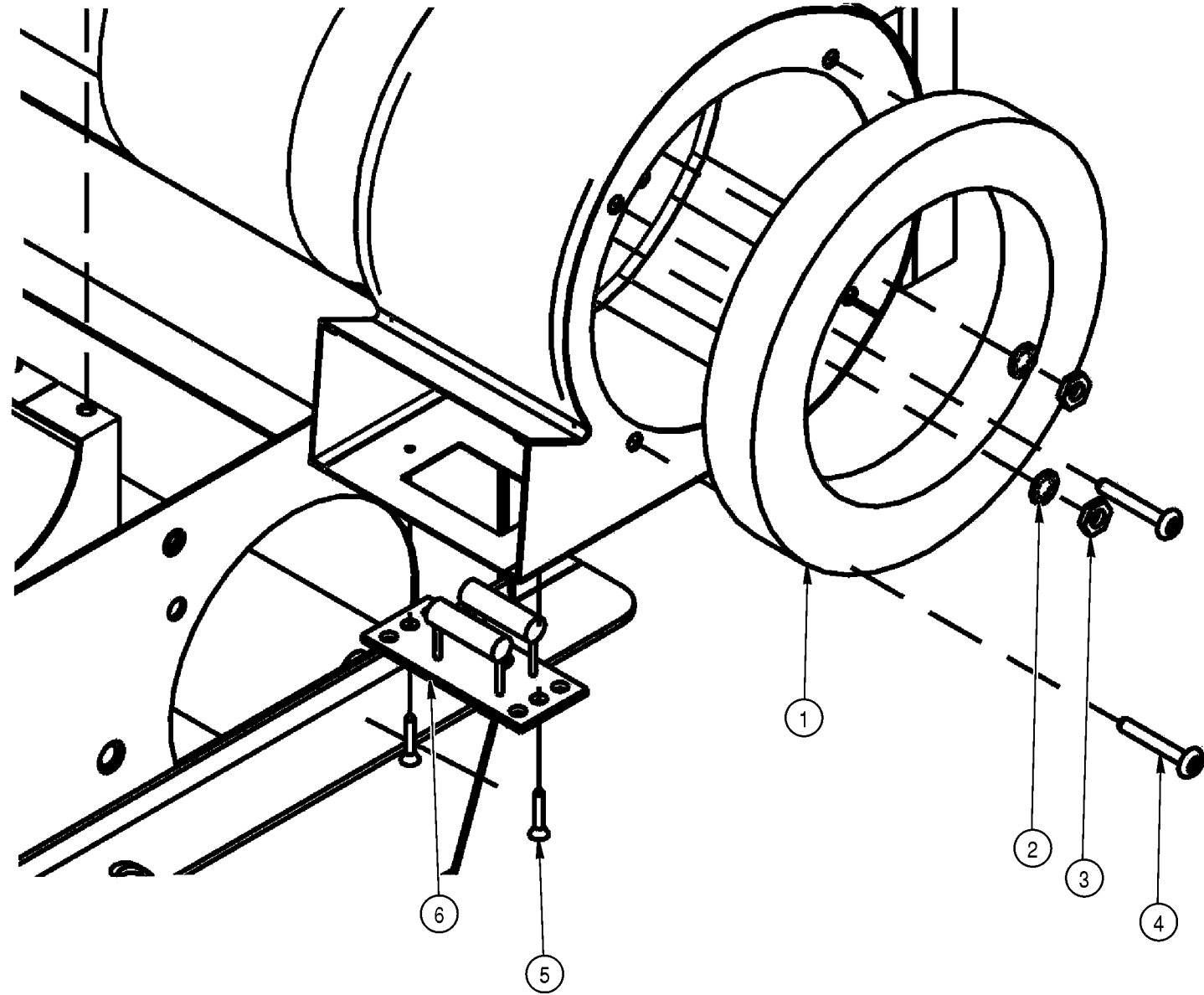


| Item | Part Number | Qty | Description | Size | Comments |
|------|-------------|-----|------------------------------------|------|-------------------------------------|
| | 40000033 | 1 | Air System, A/C, Heat 12V Complete | | |
| 1 | 40000541 | 2 | Elbow | | |
| 2 | 40000459 | 2 | Clamp, Hose | | |
| 3 | 40000326 | 6 | Nut, #10-24 | | |
| 4 | 90000090 | 10 | Screw #10-24 x 1 | | |
| 5 | 40000474 | 1 | Coil Assembly | | |
| 6 | N/A | 1 | Decal, Information | | Included with coil assembly |
| 7 | 40000347 | 4 | Bolt, HHCS 1/4-20 | | |
| 8 | 902210085 | 4 | Washer, Lock 1/4 | | |
| 9 | 902003035 | 15 | Washer, Flat 1/4 | | |
| 10 | 40000027 | 2 | Weather strip, Cut | | |
| 10A | 40000026 | 2 | Weather strip, Cut | | |
| 11 | 40000537 | 1 | Blower | | |
| 12 | 40000025 | 1 | Main Housing | | |
| 13 | NSS | 2 | Stud, Coil Assembly Mount | | Included with main housing assembly |
| 14 | 40000703 | 4 | Drain Cap | | |
| 15 | 40000648 | 2 | Grommet | | |
| 16 | 40000327 | 1 | Screw #10-24 Sems | | |
| 17 | 40000642 | 1 | Washer, 1.875" ID, 2.125" OD | | |
| 18 | 40000643 | 1 | Deutz Nut | | |
| 19 | 490006660 | 1 | Filter, Behind Seat | | |

Station 2 Cab • AS710, AS1010 & AS1210

CAB • AS710, AS1010 & AS1210 · CAB • AS710, AS1010 & AS1210 · CAB • AS710, AS1010 & AS1210 · CAB • AS710, AS1010 & AS1210 · CAB • AS710, AS1010 & AS1210 · CAB • AS710, AS1010 & AS1210 · CAB • AS710, AS1010 & AS1210 · CAB · AS710, AS1010 & AS1210 · CAB

Air Assembly Detail 3

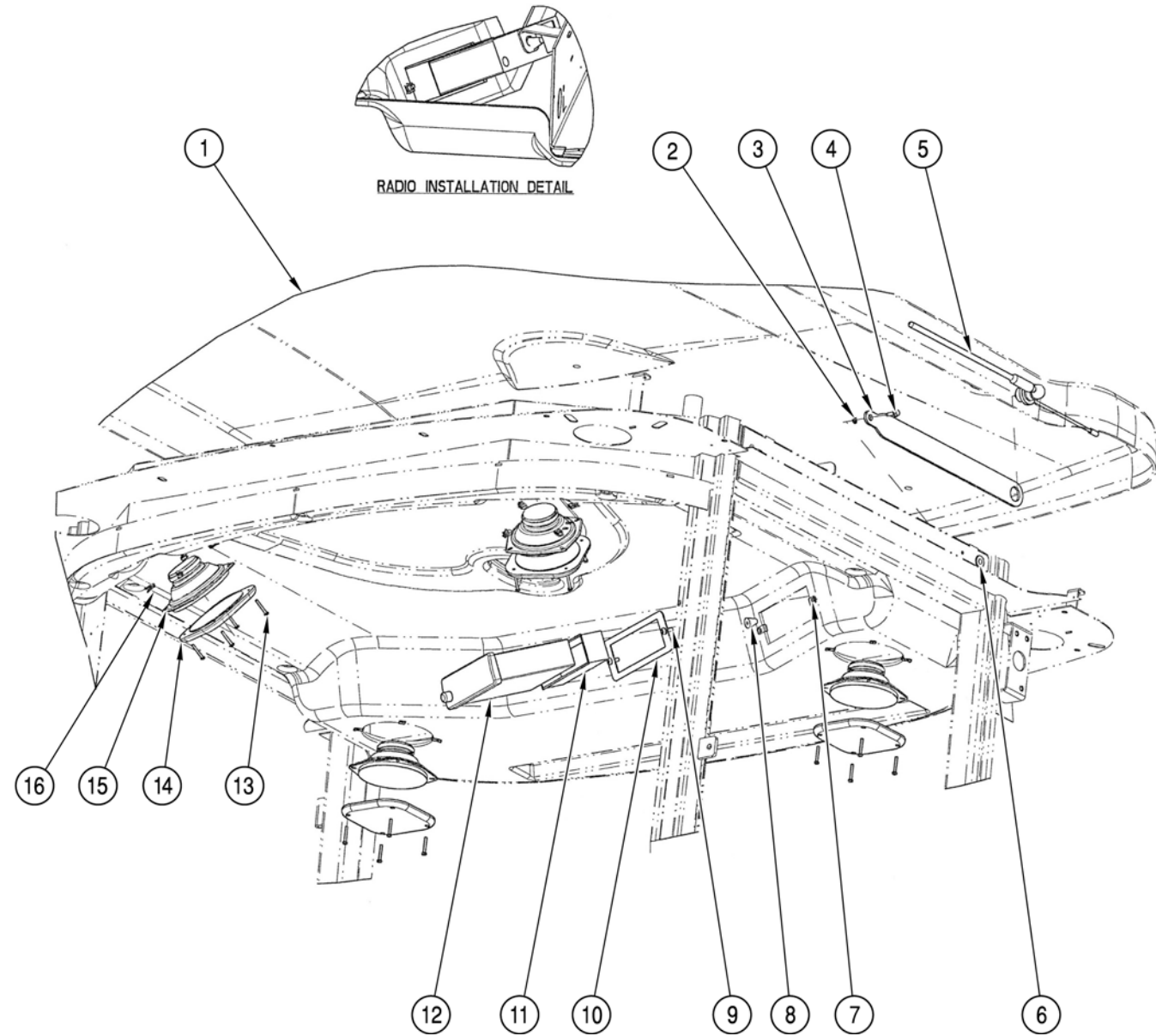


| Item | Part Number | Qty | Description | Size | Comments |
|------|-------------|-----|-----------------------------------|------|--|
| 1 | 40000644 | 1 | Round Foam Seal | | |
| 2 | 901000243 | 2 | Washer, Lock 10-32 | | |
| 3 | 901100301 | 2 | Nut, 10-32 | | |
| 4 | 40000647 | 4 | Screw, 10-24 x 1.25 Phil Pan Head | | |
| 5 | 40000546 | 2 | Screw, #7 X 1/2 | | |
| 6 | 40000545 | 1 | Resistor, Blower Motor | | |
| | 40000544 | 1 | Kit, Blower Resistor | | Includes Items 5, 6, & required wires to install |

Station 2 Cab • AS710, AS1010 & AS1210

CAB • AS710, AS1010 & AS1210 · CAB • AS710, AS1010 & AS1210 · CAB • AS710, AS1010 & AS1210 · CAB • AS710, AS1010 & AS1210 · CAB • AS710, AS1010 & AS1210 · CAB • AS710, AS1010 & AS1210 · CAB · AS710, AS1010 & AS1210 · CAB · AS710, AS1010 & AS1210 · CAB · AS710, AS1010 & AS1210 · CAB · AS710, AS1010 & AS1210 · CAB

Radio Assembly

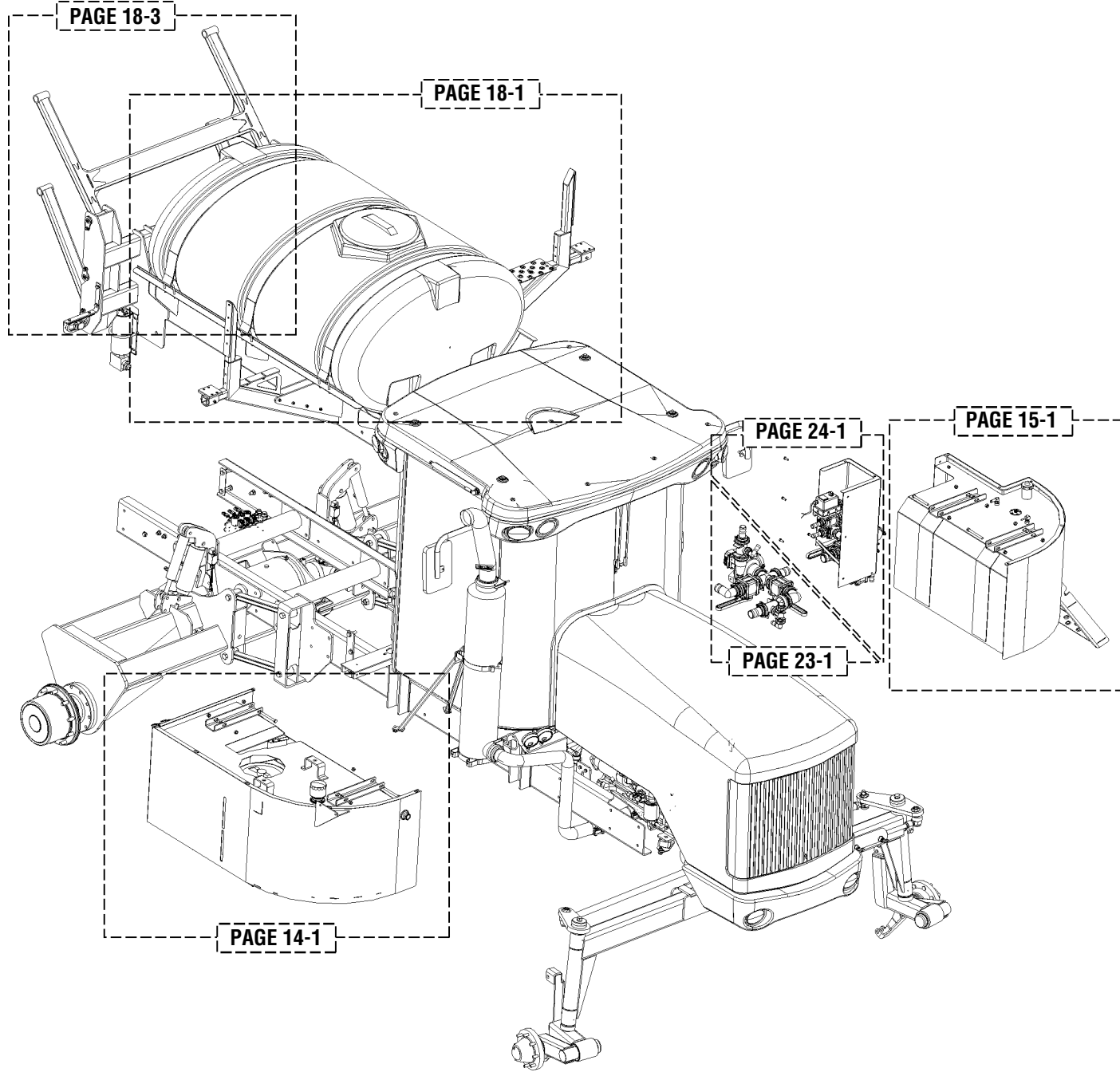


| Item | Part Number | Qty | Description | Size | Comments |
|------|-------------|-----|-------------------------------|------|---------------------|
| 1 | 400000301 | 1 | Roof, Cab Plastic | | |
| 2 | 400000039 | 1 | Washer, .260 x .50 x .050 | | |
| 3 | 400000040 | 1 | Cable, Antenna Ground | | |
| 4 | 400000038 | 1 | Screw, Self tap 1/4-20x .75 | | |
| 5 | 400000041 | 1 | Antenna, AM/FM 2.1M | | |
| 6 | 400000317 | 1 | Washer, Buna Antenna Cab | | |
| 7 | 400000324 | 2 | Nut, U-Clip M4 Cab | | |
| 8 | 400000322 | 1 | Bumper, Rear Radio Support | | Included with radio |
| 9 | 400000318 | 2 | Bolt, Radio Cover M6 x 1 x 16 | | |
| 10 | 400000325 | 1 | Plate, Radio Mounting Cab | | |
| 11 | N/A | 1 | Radio Mount Sleeve | | Included with radio |
| 12 | 400000502 | 1 | Radio, Cab, With CD Player | | |
| 13 | 400000637 | 16 | Bolt, M4 x .7 x 30 | | |
| 14 | 400000321 | 4 | Speaker Cover, Cab | | |
| 15 | 400000320 | 4 | Speaker, Cab | | |
| 16 | 400000323 | 16 | U-clip M4 Cab | | |

Station 3 Component Overview • AS710

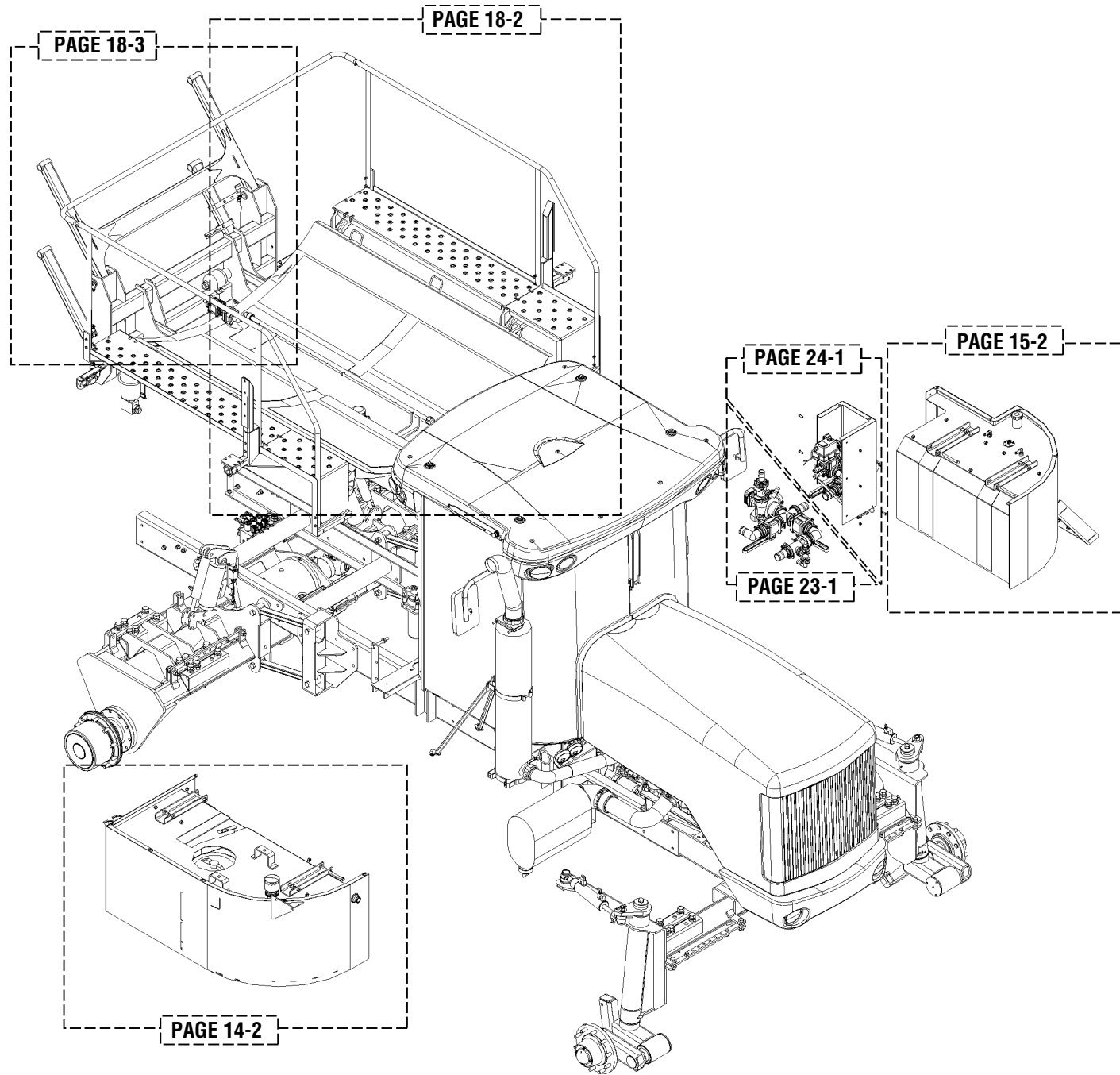
COMPONENT OVERVIEW • AS710 • COMPONENT OVERVIEW • AS710 • COMPONENT OVERVIEW • AS710 • COMPONENT OVERVIEW • AS710 • COMPONENT OVERVIEW • AS710 • COMPONENT OVERVIEW • AS710 • COMPONENT OVERVIEW • AS710 • COMPONENT OVERVIEW • AS710

Station 3
Component Overview
AS710



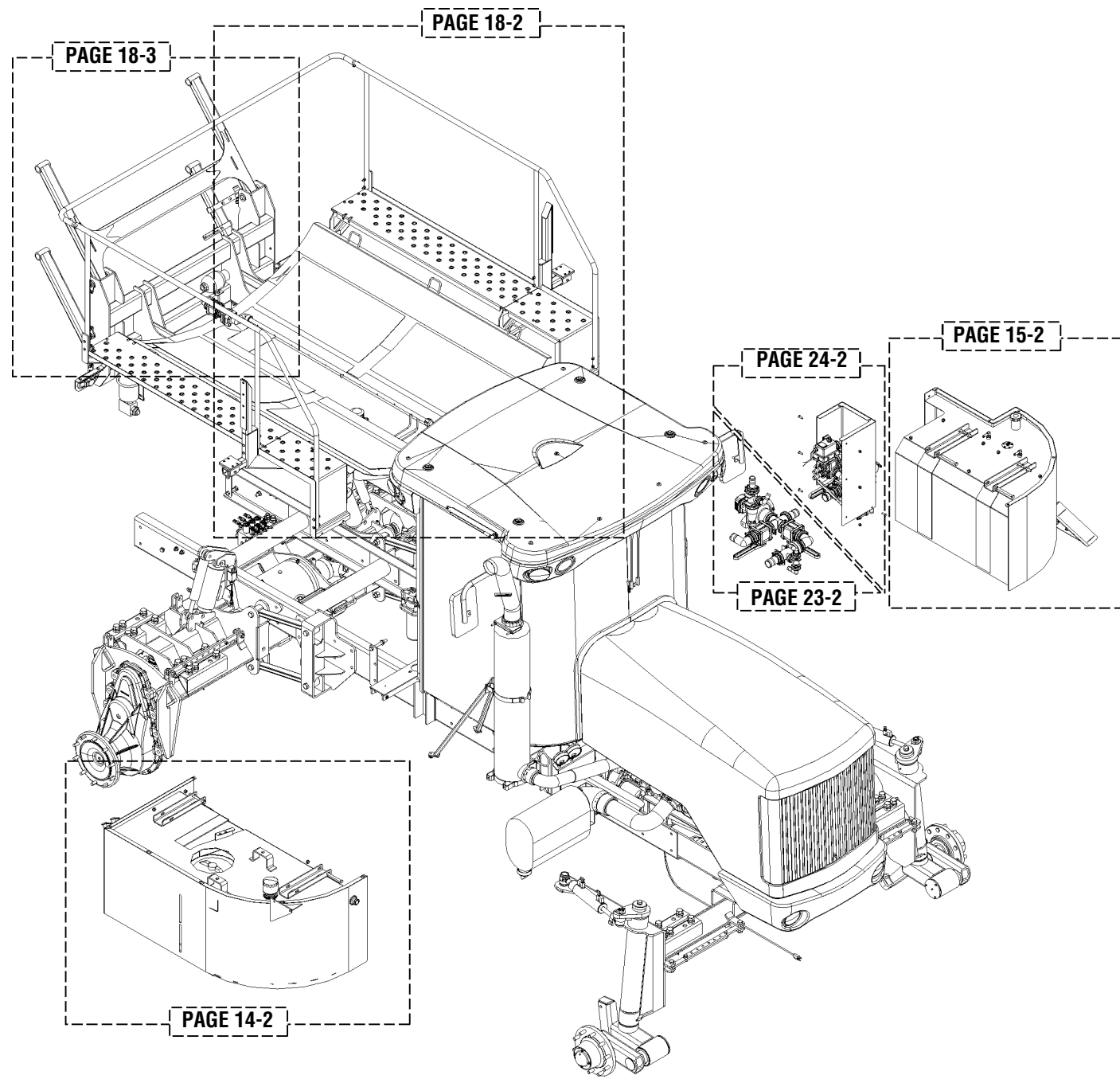
Station 3 Component Overview • AS1010

COMPONENT OVERVIEW • AS1010 • COMPONENT OVERVIEW • AS1010 • COMPONENT OVERVIEW • AS1010 • COMPONENT OVERVIEW • AS1010 • COMPONENT OVERVIEW • AS1010 • COMPONENT OVERVIEW • AS1010 • COMPONENT OVERVIEW • AS1010 • COMPONENT OVERVIEW • AS1010



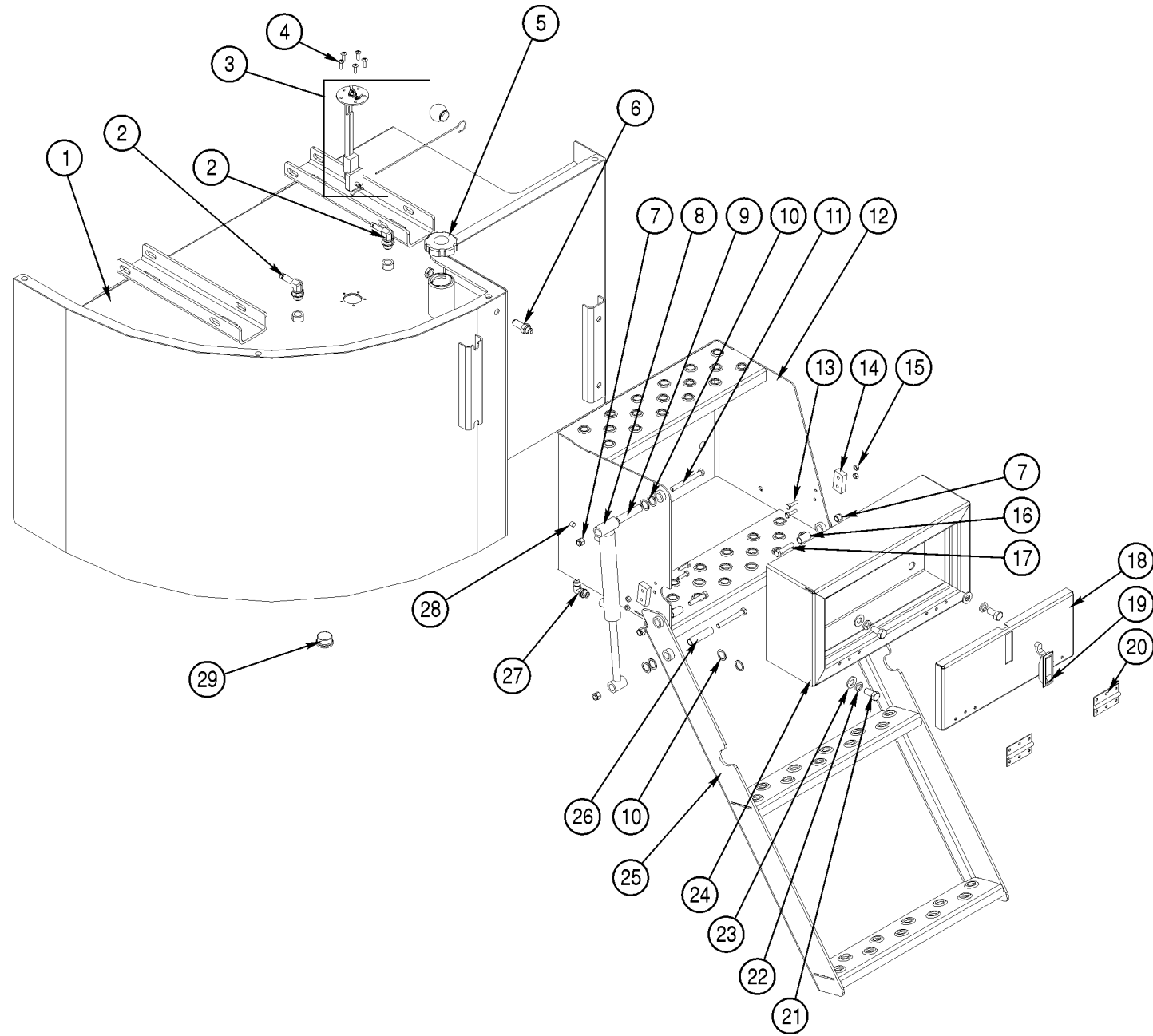
Station 3 Component Overview • AS1210

COMPONENT OVERVIEW • AS1210 • COMPONENT OVERVIEW • AS1210 • COMPONENT OVERVIEW • AS1210 • COMPONENT OVERVIEW • AS1210 • COMPONENT OVERVIEW • AS1210 • COMPONENT OVERVIEW • AS1210 • COMPONENT OVERVIEW • AS1210 • COMPONENT OVERVIEW • AS1210



Station 3 Fuel Tank • AS1010 & AS1210

FUEL TANK • AS1010 & AS1210 · FUEL TANK • AS1010 & AS1210 · FUEL TANK • AS1010 & AS1210 · FUEL TANK • AS1010 & AS1210 · FUEL TANK • AS1010 & AS1210 · FUEL TANK • AS1010 & AS1210 · FUEL TANK • AS1010 & AS1210 · FUEL TANK • AS1010 & AS1210 · FUEL TANK • AS1010 & AS1210 · FUEL TANK

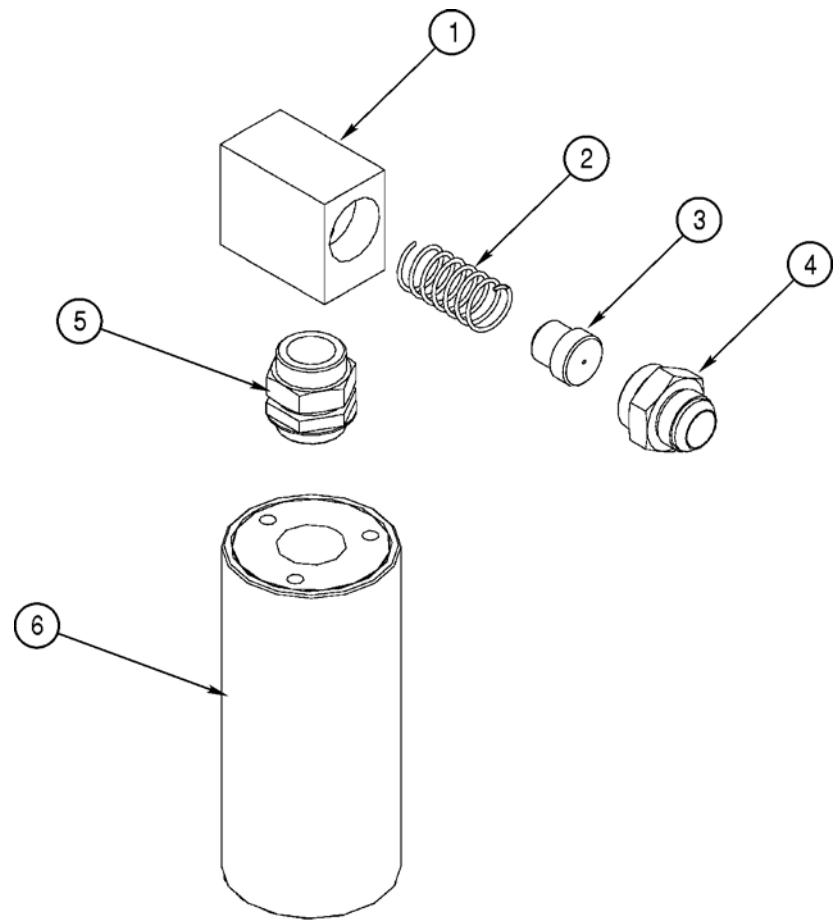


| Item | Part Number | Qty | Description | Size | Comments |
|------|-------------|-----|-------------------------------------|------|----------------------------|
| 1 | 201400004 | 1 | Fuel tank | | |
| 2 | 800303027 | 2 | Fitting, 8 ORM X 3/8" HB 90 | | |
| 3 | 700010000 | 1 | Sending unit, fuel gauge | | |
| 4 | 903302602 | 5 | Screw, phil 8-32 X 3/4 | | |
| 5 | 201400030 | 1 | Cap, fuel tank | | |
| 6 | 800302459 | 1 | Fitting, 6 FLM X 6 FLM BLKHD | | |
| 7 | 901100465 | 4 | Nut, Nylock 3/8-16 | | |
| 8 | 850000123 | 1 | Cylinder, Ladder Fold | | |
| 9 | 420000016 | 1 | Bushing, .50 ID x .625 OD x 2.75 | | |
| 10 | 901000244 | 8 | Washer, ladder shim | | |
| 11 | 900002875 | 2 | Bolt, HHCS 3/8-16 X 3 1/2 | | |
| 12 | 420000031 | 1 | Ladder Mount Bracket | | |
| 13 | 900002405 | 4 | Capscrew 1/4-20 X 1 | | |
| 14 | 420000030 | 2 | Ladder Stop | | |
| 15 | 901000500 | 4 | Nut, 1/4-20 | | |
| 16 | 420000014 | 2 | Bushing, .50 ID X .625 OD X 1.12 | | |
| 17 | 900002840 | 2 | Bolt, HHCS 3/8-16 X 1 3/4 | | |
| 18 | 420000021 | 1 | Tool Box Door | | |
| 19 | 420000025 | 1 | Latch, Tool Box | | |
| 20 | 420000024 | 2 | "Hinge, Tool Box | | |
| 21 | 900003225 | 4 | Bolt 1/2-13 X 1 G5 ZP | | |
| 22 | 902201100 | 4 | Washer, Lock 1/2 | | |
| 23 | 902003210 | 4 | "Washer, Flat 1/2 | | |
| 24 | 420000019 | 1 | Tool Box | | |
| 25 | 420000027 | 1 | Ladder | | All 34" CC models |
| 26 | 420000015 | 1 | Bushing, .50 ID X .625 OD X 2.60 | | |
| 27 | 800302170 | 1 | Fitting, 6 FLM X 6 ORM 90 ORF .032 | | |
| 28 | 800302177 | 1 | "Fitting, 1/8 NPT plug | | |
| 29 | 800000641 | 1 | Fitting, 16 ORM X Hex head plug | | |
| 25A | 420000028 | 1 | Ladder | | All 42" CC & 48" CC models |
| | 490100000 | 12 | Sponge Rubber, 1" Wall X 1/4" Thick | | Not Shown |

Station 3 Rear Suspension Accumulator • AS710, AS1010 & AS1210

REAR SUSPENSION ACCUMULATOR • AS710, AS1010 & AS1210 • REAR SUSPENSION ACCUMULATOR • AS710, AS1010 & AS1210 • REAR SUSPENSION ACCUMULATOR • AS710, AS1010 & AS1210 • REAR SUSPENSION ACCUMULATOR • AS710, AS1010 & AS1210

Rear Suspension Accumulator
AS710, AS1010 & AS1210

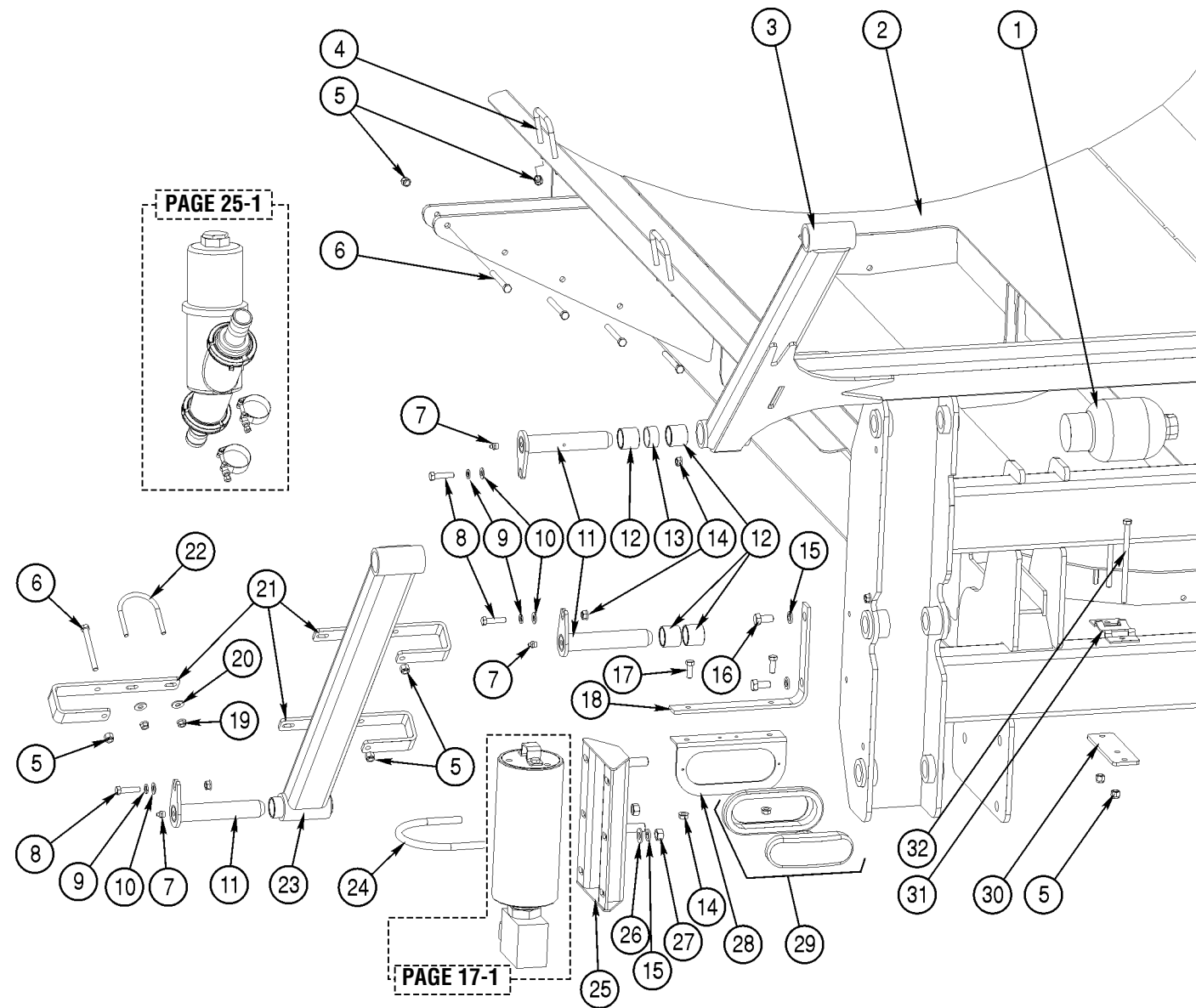


| Item | Part Number | Qty | Description | Size | Comments |
|------|-------------|-----|-----------------------------------|------|-----------|
| 1 | 100106140 | 2 | Valve Body Rear, Flow Control | | |
| 2 | 100106130 | 2 | Spring, Flow Control | | |
| 3 | 100106150 | 2 | Piston, Flow Control | | |
| 4 | 800302450 | 2 | Fitting, 20 FLM x 24 ORM | | |
| 5 | 800302190 | 2 | Fitting, 24 ORM x 24 ORM ST | | |
| 6 | 100106053 | 2 | Accumulator, Suspension Rear | | |
| | 826000222 | 2 | Hose, Accumulator to Ram Cylinder | | Not Shown |
| | | | | | |
| | | | | | |
| | | | | | |

Station 3 Product Tank & Skid • AS710, AS1010 & AS1210

PRODUCT TANK & SKID • AS710, AS1010 & AS1210 • PRODUCT TANK & SKID • AS710, AS1010 & AS1210 • PRODUCT TANK & SKID • AS710, AS1010 & AS1210 • PRODUCT TANK & SKID • AS710, AS1010 & AS1210 • PRODUCT TANK & SKID • AS710, AS1010 & AS1210 • PRODUCT TANK & SKID • AS710, AS1010 & AS1210 • PRODUCT TANK & SKID

AS710, AS1010 & AS1210
Skid Common Components

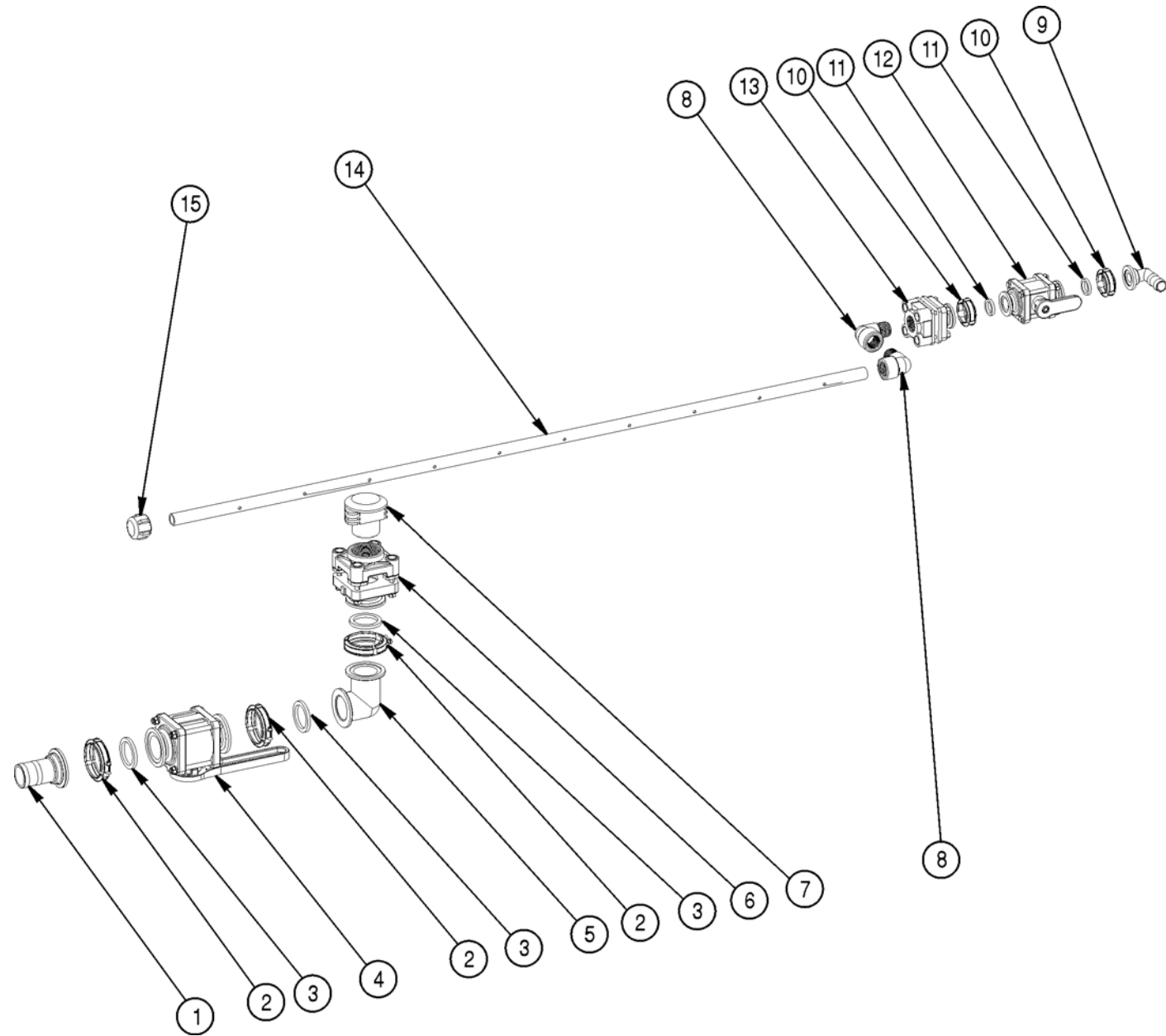


| Item | Part Number | Qty | Description | Size | Comments |
|------|-------------|-----|---------------------------------------|------|--|
| 1 | 600901512 | 1 | Accumulator back rack 60 cu in 200psi | | Charge kit #980000403 |
| 2 | 620000116 | 2 | Rubber mat | | between tank skid and tank |
| 3 | 601000021 | 1 | H-bar | | |
| 4 | 915002525 | 6 | U-bolt Tank strap 3/8-16 | | |
| 5 | 901101200 | 25 | Nut, nylock 3/8-16 | | |
| 6 | 900002875 | 13 | Bolt, hex 3/8-16 X 3 1/2 | | |
| 7 | 915003000 | 12 | Zerk 1/8 NPT straight | | |
| 8 | 900002835 | 6 | Bolt, hex 3/8-16 X 1 1/2 | | Boom rack side |
| 8A | 900002815 | 6 | Bolt, hex 3/8-16 X 1 G5 ZP | | Tank skid side |
| 9 | 902201090 | 12 | Lock washer 3/8 | | |
| 10 | 902003200 | 12 | Washer, flat 3/8 | | |
| 11 | 601000050 | 12 | Flag pin, parallel arm | | six in tank skid, six in boom back rack |
| 12 | 601000040 | 24 | Bushing, bronze | | |
| 13 | 601000041 | 10 | Bushing, spacer parallel arm | | |
| 14 | 901101201 | 16 | Nut, flange 3/8-16 G5 SS | | |
| 15 | 902201100 | 8 | Lock washer 1/2 ZP | | |
| 16 | 900003225 | 4 | Bolt, hex 1/2-13 X 1 G5 ZP | | |
| 17 | 900002815 | 4 | Bolt, hex 3/8-16 X 1 G5 ZP | | |
| 18 | 190100300 | 2 | Bracket, turn signal | | |
| 19 | 901101202 | 2 | Nut, flange 5/16-18 | | |
| 20 | 902003040 | 2 | Washer, flat 5/16 ZP" | | |
| 21 | 890000114 | 3 | Bracket, flow control, H-bar" | | |
| 22 | 915002561 | 1 | U-bolt 5/16 X 2 1/4 | | |
| 23 | 601000031 | 2 | Parallel arm | | |
| 24 | 915022556 | 2 | U-bolt accumulator suspension | | |
| 25 | 100106250 | 2 | Bracket, accumulator | | |
| 26 | 902003055 | 4 | Washer, flat 1/2 ZP" | | |
| 27 | 901000540 | 4 | Nut, 1/2-13 ZP" | | |
| 28 | 790000200 | 2 | Bracket, turn signal mount | | |
| 29 | 710000201 | 2 | Light, Dual Filament Red | | |
| 30 | 890000113 | 1 | Bracket, accumulator rack lower | | |
| 31 | 890000115 | 1 | Bracket, accumulator rack upper | | |
| 32 | 900008166 | 2 | Bolt, hex 3/8-16 X 6 | | |
| | 201300001 | 1 | Clamp T-bolt 4" Dia | | Not shown, mounts back rack accum to bracket |
| | 890000210 | 1 | Hose and line shield | | Not shown, offset from rear of left frame rail |

Station 3 Poly Tank Plumbing • Standard Flow

POLY TANK PLUMBING • STANDARD FLOW • POLY TANK PLUMBING • STANDARD FLOW • POLY TANK PLUMBING • STANDARD FLOW • POLY TANK PLUMBING • STANDARD FLOW • POLY TANK PLUMBING • STANDARD FLOW • POLY TANK PLUMBING • STANDARD FLOW • POLY TANK PLUMBING

Poly Tank Plumbing
Standard Flow

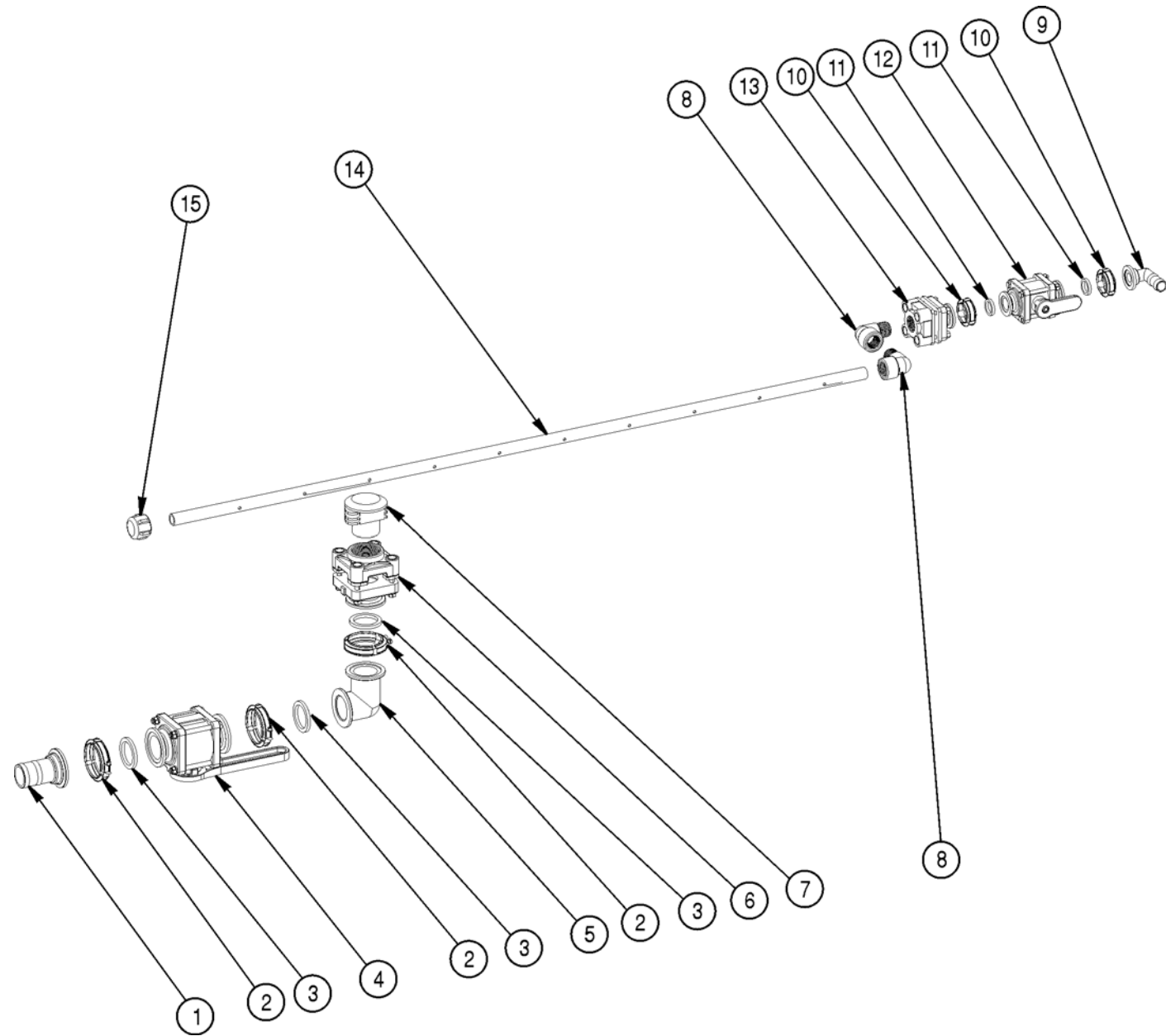


| Item | Part Number | Qty | Description | Size | Comments |
|------|-------------|-----|--------------------------------------|------|--|
| 1 | 640100005 | 1 | Fitting, 2" Full Port X 2" Hose Barb | | |
| 2 | 640100011 | 3 | Clamp, 2" Full Port Banjo | | |
| 3 | 640100012 | 3 | Gasket, 2" Full Port Banjo | | |
| 4 | 640100001 | 1 | Ball Valve, 2" Full Port Banjo | | |
| 5 | 640100003 | 1 | Fitting, 2" Full Port Elbow 90 | | |
| 6 | 640100054 | 1 | Bulkhead, 2" Full Port Bottom Drain | | |
| 7 | 640100030 | 1 | Anti Siphon 2" Banjo | | |
| 8 | 640000225 | 2 | Fitting, 1" Elbow Street X 90 Deg | | |
| 9 | 640100023 | 1 | Fitting, 1" Standard X 1" HB 90 | | |
| 10 | 640100015 | 2 | Clamp, 1" Standard Port Banjo | | |
| 11 | 640100016 | 2 | Gasket, 1" Standard Port Banjo | | |
| 12 | 640100077 | 1 | Ball Valve, 1" Standard Port Banjo | | |
| 13 | 640100075 | 1 | Fitting, Tank Bulkhead 1" Flange | | |
| 14 | RM800860 | 8' | Pipe, 1" Black Polypropylene | | 1/4" holes drilled every 9" all the way thru |
| 15 | 640000100 | 1 | Cap 1" Pipe | | |
| | RM800950 | 16' | Hose, 1 1/2" AG Suction EPDM 3 | | |
| | RM801050 | 3' | Hose, 2" AG Suction EPDM 3 | | |
| | RM801050 | 5' | Hose, 2" AG Suction EPDM 3 | | |
| | RM800850 | 4' | Hose, 1" AG300 | | |
| | 915003300 | 2 | Clamp, Hose 2" TC 231 | | |
| | 915003175 | 2 | Clamp, Hose 1 5/16" TC 181 | | |

Station 3 Poly Tank Plumbing • High Flow

POLY TANK PLUMBING • HIGH FLOW • POLY TANK PLUMBING • HIGH FLOW • POLY TANK PLUMBING • HIGH FLOW • POLY TANK PLUMBING • HIGH FLOW • POLY TANK PLUMBING • HIGH FLOW • POLY TANK PLUMBING • HIGH FLOW • POLY TANK PLUMBING • HIGH FLOW • POLY TANK PLUMBING

High Flow

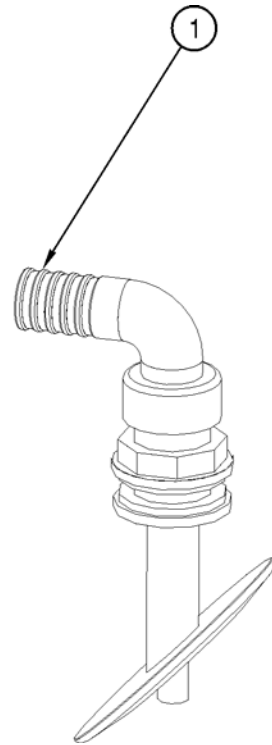
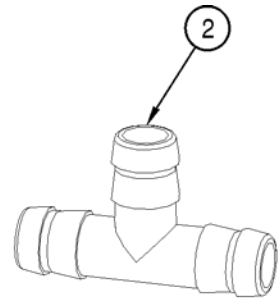
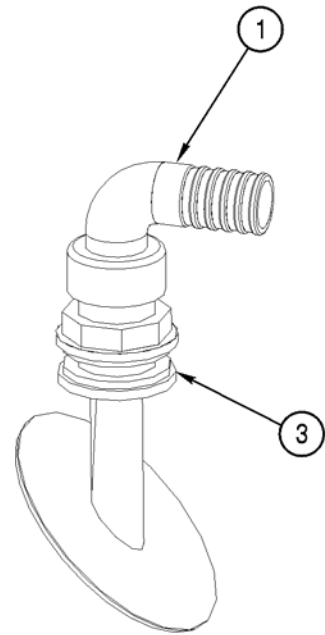


| Item | Part Number | Qty | Description | Size | Comments |
|------|-------------|-----|------------------------------------|------|--|
| 1 | 640100048 | 1 | Fitting, 3" Flange X 3" Hose Barb | | |
| 2 | 640100028 | 3 | Clamp, 3" Flange Banjo | | |
| 3 | 640100027 | 3 | Gasket, 3" Flange Banjo | | |
| 4 | 640100061 | 1 | Ball Valve, 3" Flange Banjo | | |
| 5 | 640100050 | 1 | Fitting, 3" Flange Elbow 90 | | |
| 6 | 640100128 | 1 | Bulkhead, 3" Flange Bottom Drain | | |
| 7 | 640100129 | 1 | Anti Siphon 3" Banjo | | |
| 8 | 640000225 | 2 | Fitting, 1" Elbow Street X 90 Deg | | |
| 9 | 640100023 | 1 | Fitting, 1" Standard X 1" HB 90 | | |
| 10 | 640100015 | 2 | Clamp, 1" Standard Port Banjo | | |
| 11 | 640100016 | 2 | Gasket, 1" Standard Port Banjo | | |
| 12 | 640100077 | 1 | Ball Valve, 1" Standard Port Banjo | | |
| 13 | 640100075 | 1 | Fitting, Tank Bulkhead 1" Flange | | |
| 14 | RM800860 | 8' | Pipe, 1" Black Polypropylene | | 1/4" holes drilled every 9" all the way thru |
| 15 | 640000100 | 1 | Cap 1" Pipe | | |
| | RM800950 | 16' | Hose, 1 1/2" AG Suction EPDM 3 | | |
| | RM801050 | 3' | Hose, 2" AG Suction EPDM 3 | | |
| | RM801050 | 5' | Hose, 2" AG Suction EPDM 3 | | |
| | RM800850 | 4' | Hose, 1" AG300 | | |
| | 915003300 | 4 | Clamp, Hose 2" TC 231 | | |
| | 915003301 | 2 | Clamp, Hose 3" TC 331 | | |

Station 3 Rotoflush • AS710, AS1010 & AS1210

ROTOFLUSH • AS710, AS1010 & AS1210 · ROTOFLUSH • AS710, AS1010 & AS1210 · ROTOFLUSH • AS710, AS1010 & AS1210 · ROTOFLUSH • AS710, AS1010 & AS1210 · ROTOFLUSH • AS710, AS1010 & AS1210 · ROTOFLUSH • AS710, AS1010 & AS1210 · ROTOFLUSH • AS710, AS1010 & AS1210

Rotoflush
AS710, AS1010 & AS1210

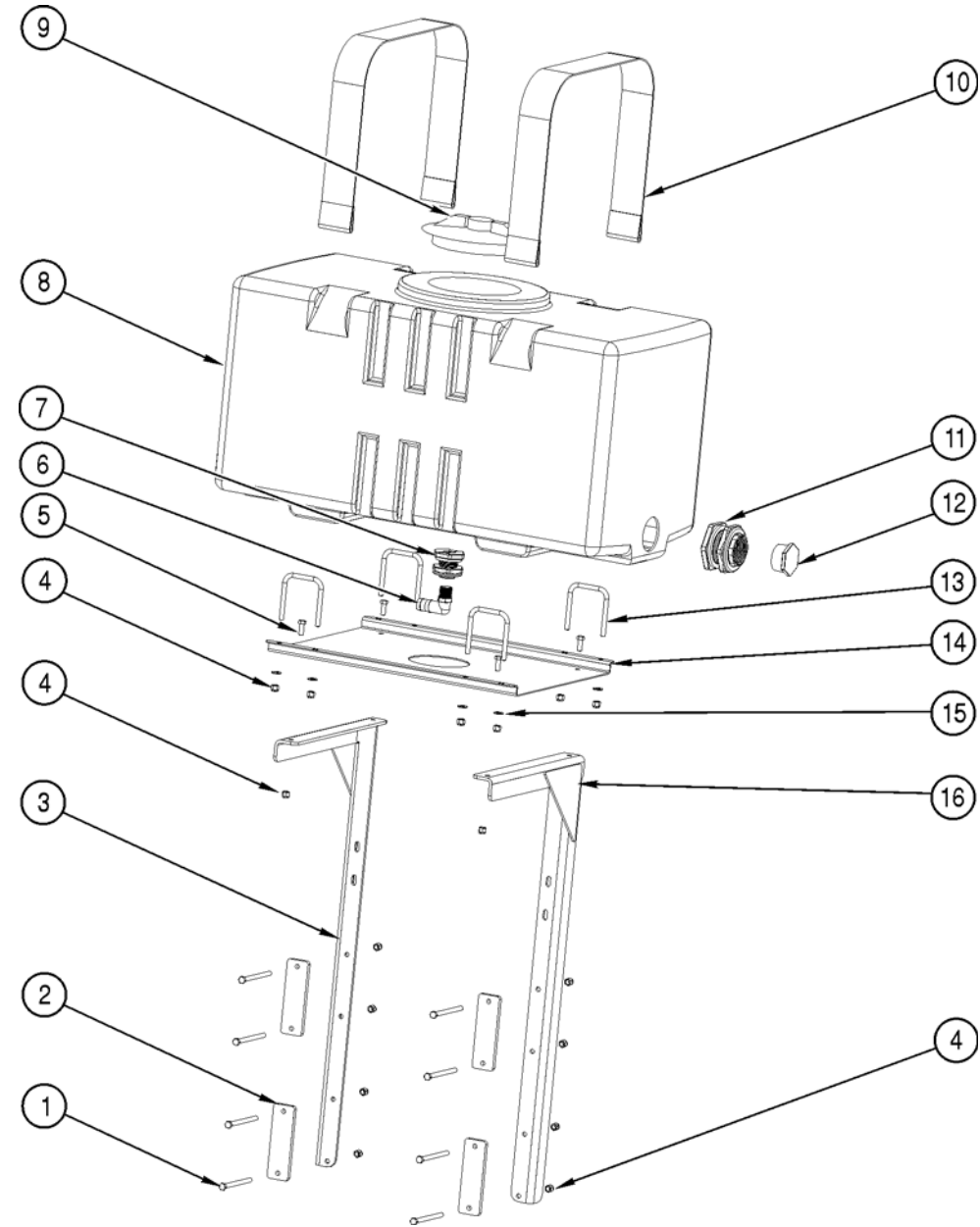


| Item | Part Number | Qty | Description | Size | Comments |
|------|-------------|-----|-----------------------------|------|-----------|
| 1 | 620000201 | 2 | Fitting, 1" Hose Barb Elbow | | |
| 2 | 640000475 | 1 | Tee Hose Barb 1 | | |
| 3 | 620000200 | 2 | Roto Flush Nozzle Assembly | | |
| | RM800850 | 20 | Hose 1" Rubber AG300 | | Not shown |

Station 3 Extra Rinse Tank • AS710, AS1010 & AS1210

EXTRA RINSE TANK • AS710, AS1010 & AS1210 • EXTRA RINSE TANK • AS710, AS1010 & AS1210 • EXTRA RINSE TANK • AS710, AS1010 & AS1210 • EXTRA RINSE TANK • AS710, AS1010 & AS1210 • EXTRA RINSE TANK • AS710, AS1010 & AS1210 • EXTRA RINSE TANK • AS710, AS1010 & AS1210

Extra Rinse Tank
AS710, AS1010 & AS1210

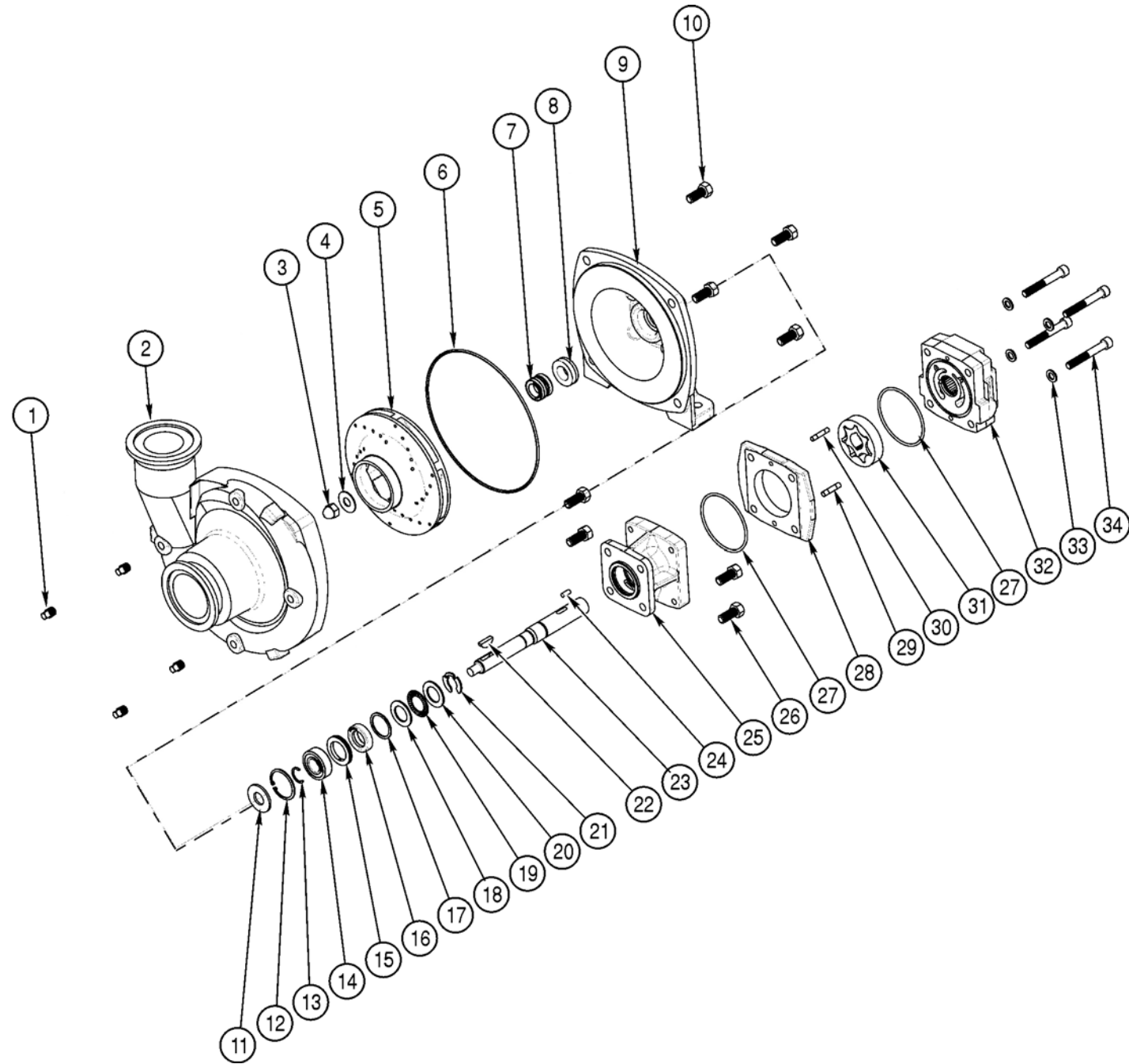


| Item | Part Number | Qty | Description | Size | Comments |
|------|-------------|-----|----------------------------------|------|----------|
| 1 | 900000490 | 8 | Bolt, HHCS 3/8-16 x 5 | | |
| 2 | 100400355 | 4 | Backing Plate, Rinse Support | | |
| 3 | 620000101 | 1 | Bracket, Left Support Leg | | |
| 4 | 901003020 | 20 | Nut, Nylon 3/8-16 | | |
| 5 | 900106510 | 4 | Bolt, BHCS 3/8-16 x 1 SS | | |
| 6 | 640000620 | 1 | Fitting, 3/4 Pipe to 1 HB 90 DEG | | |
| 7 | 640000050 | 1 | Fitting, 3/4 Bulkhead | | |
| 8 | 620000101 | 1 | Tank, Rinse Ace 50 Gallon | | |
| 9 | 620005022 | 1 | Lid, Rinse Tank | | |
| 10 | 620007653 | 2 | Strap, Rinse Tank Nylon | | |
| 11 | 640000052 | 1 | Fitting, 2' Bulkhead | | |
| 12 | 640001140 | 1 | Plug, 2 | | |
| 13 | 915002525 | 4 | U-bolt, Tank Strap 3/8-16 | | |
| 14 | 620000113 | 1 | Pan, Rinse Tank | | |
| 15 | 902003045 | 8 | Washer, Flat 3/8 | | |
| 16 | 620000111 | 1 | Bracket, Right Support Leg | | |

Station 3 Product Pump • Standard Flow 2”

PRODUCT PUMP • STANDARD FLOW 2” • PRODUCT PUMP • STANDARD FLOW 2” • PRODUCT PUMP • STANDARD FLOW 2” • PRODUCT PUMP • STANDARD FLOW 2” • PRODUCT PUMP • STANDARD FLOW 2” • PRODUCT PUMP • STANDARD FLOW 2” • PRODUCT PUMP • STANDARD FLOW 2”

Product Pump
Standard Flow 2”

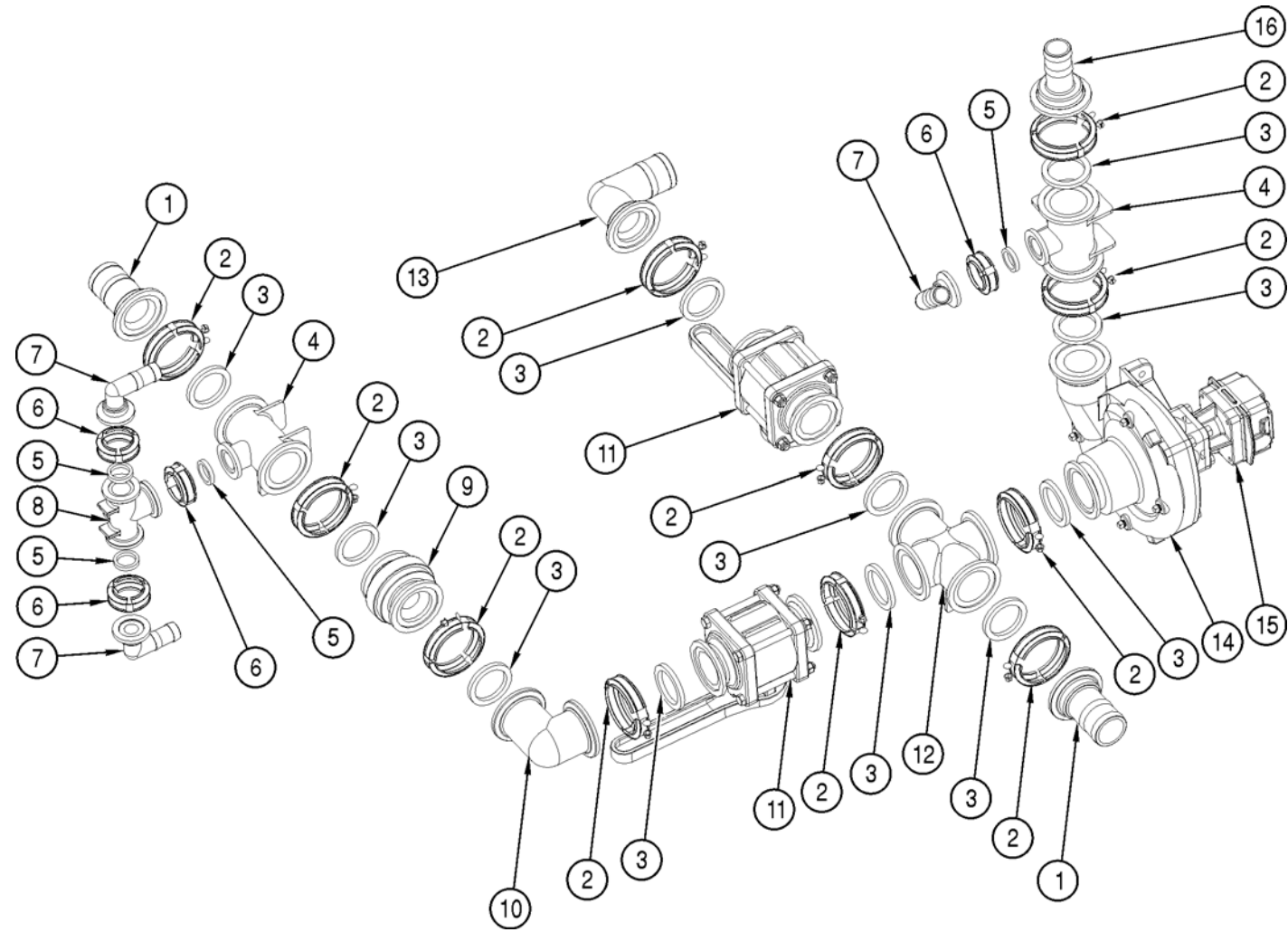


| Item | Part Number | Qty | Description | Size | Comments |
|------|-------------------|-----|-----------------------------------|------|------------------------------------|
| 1 | 630000503 | 4 | Drain/Vent Plug | | |
| 2 | 630000504 | 1 | Pump Casing Flanged | | Includes stainless steel wear ring |
| 3 | 630000505 | 1 | Nut, Impeller | | |
| 4 | 630000506 | 1 | Washer, Stainless Steel | | |
| 5 | 630000507 | 1 | Impeller, Nylon, 30% Glass Filled | | |
| 6 | 630000508 | 1 | O-Ring | | |
| 7 | not sold separate | 1 | Mechanical Seal, Silicon Carbide | | Included with kit 630000501 |
| 8 | not sold separate | 1 | Mechanical Seal | | Included with kit 630000501 |
| 9 | 630000509 | 1 | Mounting Flange | | |
| 10 | 630000510 | 4 | Hex Head Cap screw | | |
| 11 | 630000511 | 1 | Slinger Ring | | |
| 12 | 630000512 | 1 | Retaining Ring | | |
| 13 | 630000513 | 1 | Snap Ring | | |
| 14 | 630000514 | 1 | Ball Bearing | | |
| 15 | 630000515 | 1 | Spacer | | |
| 16 | 630000516 | 1 | Shaft Seal, Spiral Lipped | | |
| 17 | 630000517 | 1 | Seal Spacer | | |
| 18 | 630000518 | 1 | Thrust Bearing Assembly | | Three Pieces |
| 19 | Included with #18 | | | | |
| 20 | Included with #18 | | | | |
| 21 | 630000519 | 1 | Snap Ring | | |
| 22 | 630000520 | 1 | Woodruff Key | | |
| 23 | 630000522 | 1 | Shaft, Impeller | | |
| 24 | 630000521 | 1 | Roll Pin Key | | |
| 25 | 630000523 | 1 | Motor Body | | Includes Main Bearing |
| 26 | 630000524 | 4 | Hex Head Cap screw | | |
| 27 | 630000525 | 2 | O-Ring | | |
| 28 | 630000526 | 1 | Gerotor Housing | | |
| 29 | 630000527 | 1 | Locating Pin | | |
| 30 | 630000528 | 1 | Locating Pin | | |
| 31 | 630000529 | 1 | Gerotor | | |
| 32 | 630000530 | 1 | Motor End Plate | | Includes Main Bearing |
| 33 | 630000531 | 4 | Washer | | |
| 34 | 630000532 | 4 | Cap Screw | | |
| | 630000500 | 1 | Complete Hypro Pump Assembly | | Model HM1C |
| | 630000533 | A/R | Hydraulic Motor Assembly | | Includes Item #11 thru #34 |
| | 630000501 | A/R | Mechanical Seal Repair Kit | | Includes Items #6 & #7 |
| | 630000535 | A/R | Parts Kit, Hydraulic Motor | | Includes Items #14, #16, & two #27 |

Station 3 Product Pump Plumbing • Standard Flow 2"

PRODUCT PUMP PLUMBING • STANDARD FLOW 2" • PRODUCT PUMP PLUMBING • STANDARD FLOW 2" • PRODUCT PUMP PLUMBING • STANDARD FLOW 2" • PRODUCT PUMP PLUMBING • STANDARD FLOW 2" • PRODUCT PUMP PLUMBING • STANDARD FLOW 2" • PRODUCT PUMP PLUMBING • STANDARD FLOW 2"

Product Pump Plumbing
Standard Flow 2"

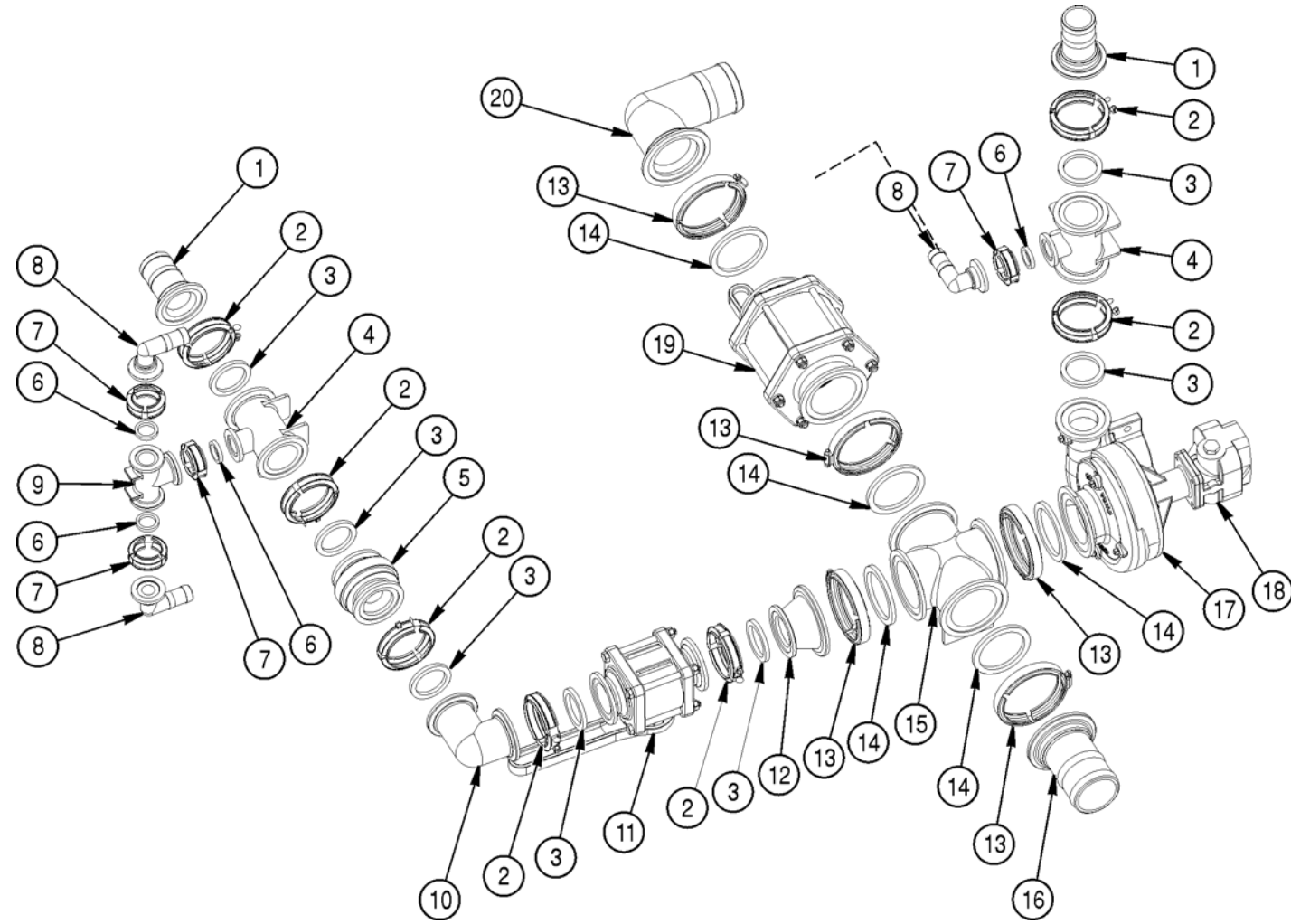


| Item | Part Number | Qty | Description | Size | Comments |
|------|-------------|-----|--|------|---|
| 1 | 640100005 | 2 | Fitting, 2" Barb X 2" FP Flange | | |
| 2 | 640100011 | 11 | Clamp, 2" Full Port | | |
| 3 | 640100012 | 11 | Gasket, 2" Full Port | | |
| 4 | 640400007 | 2 | Fitting, 2" FP Tee to 1" STD | | |
| 5 | 640100016 | 4 | Gasket, 1" Standard Port | | |
| 6 | 640100015 | 4 | Clamp, 1" Standard Port | | |
| 7 | 640100023 | 3 | Fitting, 1" Barb X 1" Flange 90 | | |
| 8 | 640100024 | 1 | Fitting, 1" Flange Tee | | |
| 9 | 640100134 | 1 | Valve, Check Banjo Flanged | | |
| 10 | 640100003 | 1 | Fitting, Elbow 90 2" Full Port | | |
| 11 | 640100001 | 2 | Ball Valve, 2" Full Port | | |
| 12 | 640100043 | 1 | Fitting, Cross 2" Full Port | | |
| 13 | 640100004 | 1 | Fitting, 2" Barb X 2" FP Elbow 90 | | |
| 14 | 630000500 | 1 | Product Pump Assembly, Hypro | | Includes Hydraulic Motor, wet half seal 630000501 |
| 15 | 630000533 | 1 | Hydraulic Motor Assembly | | |
| 16 | 640100039 | 1 | Fitting, 1 1/2" Barb X 2" FP Flange | | |
| | 640020005 | 1 | Fitting, 1/4 Plastic tubing to 1/8 NPT | | Not shown, used to vent pump |
| | 640100135 | 1 | Bulkhead 1/2" Banjo | | Not shown, used to vent pump |
| | 640100136 | 1 | Reducer Bushing, Banjo 1/2" to 1/4 | | Not shown, used to vent pump |
| | 915003175 | 1 | Clamp, Hose 1 5/16" TC 181 | | Not shown |
| | 915003300 | 4 | Clamp, Hose 2" TC 231 | | Not shown |

Station 3 Product Pump Plumbing • High Flow 3"

PRODUCT PUMP PLUMBING • HIGH FLOW 3" • PRODUCT PUMP PLUMBING • HIGH FLOW 3" • PRODUCT PUMP PLUMBING • HIGH FLOW 3" • PRODUCT PUMP PLUMBING • HIGH FLOW 3" • PRODUCT PUMP PLUMBING • HIGH FLOW 3" • PRODUCT PUMP PLUMBING • HIGH FLOW 3"

High Flow 3"

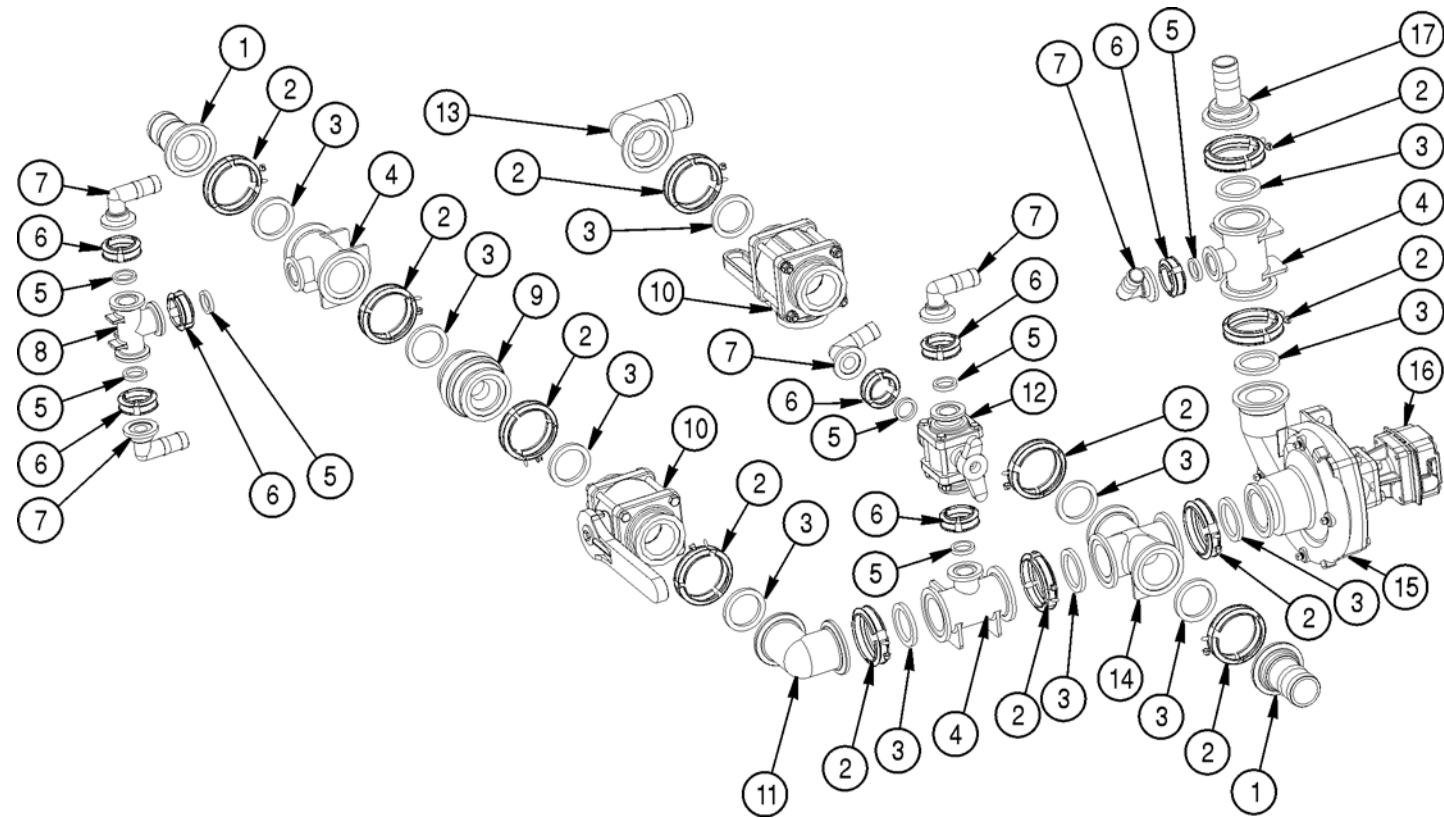


| Item | Part Number | Qty | Description | Size | Comments |
|------|-------------|-----|--|------|--|
| 1 | 640100005 | 2 | Fitting, 2" Hose Barb X 2" Full Port | | |
| 2 | 640100011 | 7 | Clamp, 2" Full Port | | |
| 3 | 640100012 | 7 | Gasket, 2" Full Port | | |
| 4 | 640400007 | 2 | Fitting, 2" FP Tee to 1" STD | | |
| 5 | 640100134 | 1 | Valve, Check Banjo Flanged | | |
| 6 | 640100016 | 4 | Gasket, 1" Standard Port | | |
| 7 | 640100015 | 4 | Clamp, 1" Standard Port | | |
| 8 | 640100023 | 3 | Fitting, 1" Barb X 1" Flange 90 | | |
| 9 | 640100024 | 1 | Fitting, 1" Flange Tee | | |
| 10 | 640100003 | 1 | Fitting, Elbow 90 2" Full Port | | |
| 11 | 640100001 | 1 | Ball Valve, 2" Full Port | | |
| 12 | 640100047 | 1 | Fitting, Reducer 3" Flange X 2" FP | | |
| 13 | 640100028 | 5 | Clamp, 3" Banjo | | |
| 14 | 640100027 | 5 | Gasket, 3" Banjo | | |
| 15 | 640100122 | 1 | Fitting, Cross 3" Flange | | |
| 16 | 640100048 | 1 | Fitting, 3" Hose Barb X 3" Flange | | |
| 17 | 630000315 | 1 | Ace 304 Product Pump Complete | | Includes hydraulic motor, wet half seal #630001091 |
| 18 | 630001271 | 1 | Hydraulic Motor | | Hydraulic motor only, seal kit #630001141 |
| 19 | 640100061 | 1 | Ball Valve, 3" Flange Banjo | | |
| 20 | 640100049 | 1 | Fitting, 3" Flange X 3" Hose Barb 90 | | |
| | 640020005 | 1 | Fitting, 1/4 Plastic tubing to 1/8 NPT | | Not shown, used to vent pump |
| | 640100135 | 1 | Bulkhead 1/2" Banjo | | Not shown, used to vent pump |
| | 640100136 | 1 | Reducer Bushing, Banjo 1/2" to 1/4 | | Not shown, used to vent pump |
| | 915003301 | 2 | Clamp, Hose 3" TC 331 | | Not shown |

Station 3 Product Pump Plumbing • with Extra Rinse Tank

PRODUCT PUMP PLUMBING · WITH EXTRA RINSE TANK · PRODUCT PUMP PLUMBING · WITH EXTRA RINSE TANK · PRODUCT PUMP PLUMBING · WITH EXTRA RINSE TANK · PRODUCT PUMP PLUMBING · WITH EXTRA RINSE TANK · PRODUCT PUMP PLUMBING · WITH EXTRA RINSE TANK · PRODUCT PUMP PLUMBING · WITH EXTRA RINSE TANK

with Extra Rinse Tank

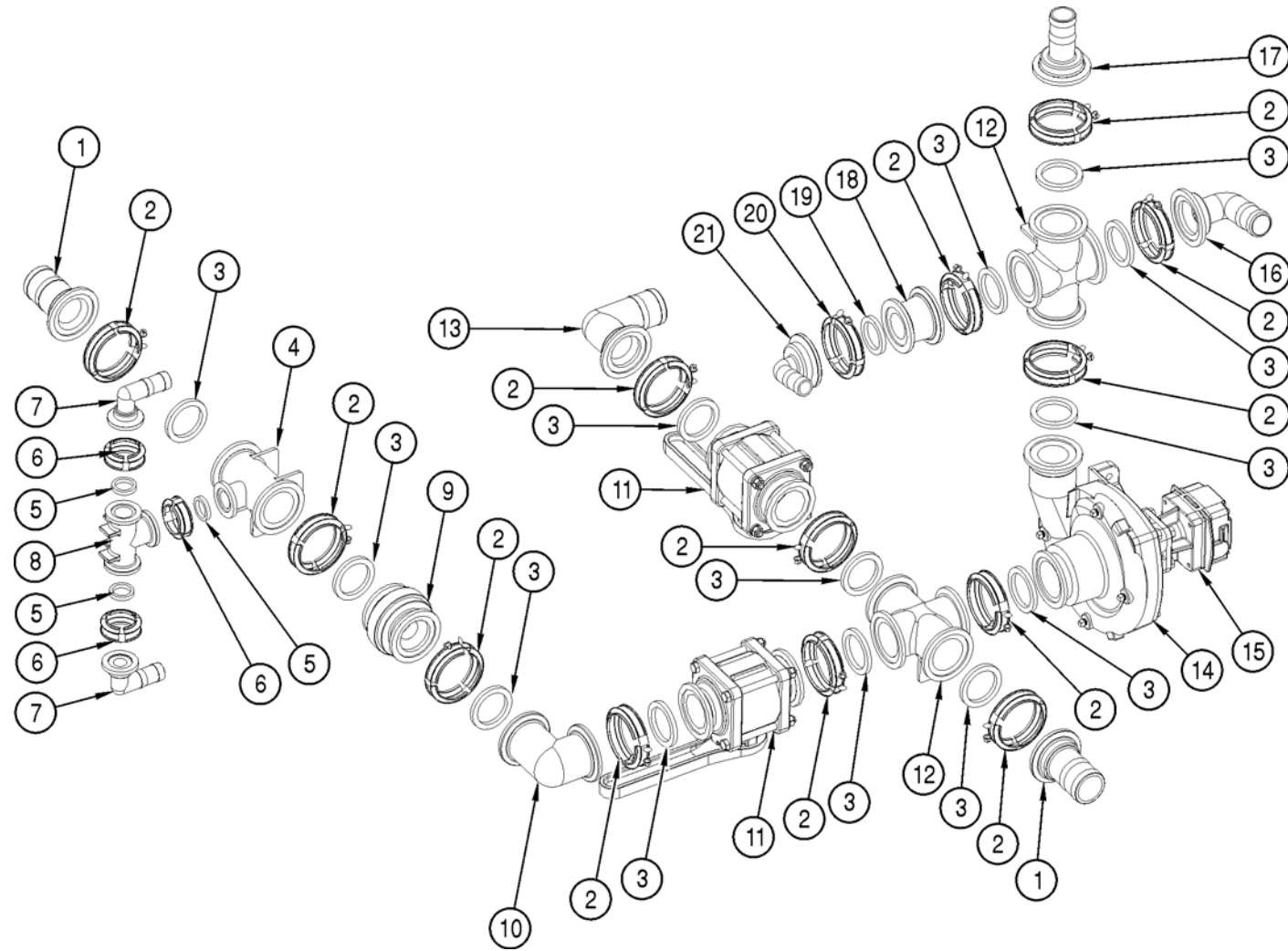


| Item | Part Number | Qty | Description | Size | Comments |
|------|-------------|-----|--|------|---|
| 1 | 640100005 | 2 | Fitting, 2" Barb X 2" FP Flange | | |
| 2 | 640100011 | 12 | Clamp, 2" Full Port | | |
| 3 | 640100012 | 12 | Gasket, 2" Full Port | | |
| 4 | 640400007 | 3 | Fitting, 2" FP Tee to 1" STD | | |
| 5 | 640100016 | 7 | Gasket, 1" Standard Port | | |
| 6 | 640100015 | 7 | Clamp, 1" Standard Port | | |
| 7 | 640100023 | 5 | Fitting, 1" Barb X 1" Flange 90 | | |
| 8 | 640100024 | 1 | Fitting, 1" Flange Tee | | |
| 9 | 640100134 | 1 | Valve, Check Banjo Flanged | | |
| 10 | 640100001 | 2 | Ball Valve, 2" Full Port | | |
| 11 | 640100003 | 1 | Fitting, Elbow 90 2" Full Port | | |
| 12 | 640400010 | 1 | Ball Valve, 1" Three Way Banjo | | |
| 13 | 640100004 | 1 | Fitting, 2" Barb X 2" FP Elbow 90 | | |
| 14 | 640100043 | 1 | Fitting, Cross 2" Full Port | | |
| 15 | 630000500 | 1 | Product Pump Assembly, Hypro | | Includes Hydraulic Motor, wet half seal 630000501 |
| 16 | 630000533 | 1 | Hydraulic Motor Assembly | | |
| 17 | 640100039 | 1 | Fitting, 1 1/2" Barb X 2" FP Flange | | |
| | 640020005 | 1 | Fitting, 1/4 Plastic tubing to 1/8 NPT | | Not shown, used to vent pump |
| | 640100135 | 1 | Bulkhead 1/2" Banjo | | Not shown, used to vent pump |
| | 640100136 | 1 | Reducer Bushing, Banjo 1/2" to 1/4 | | Not shown, used to vent pump |
| | 915003175 | 1 | Clamp, Hose 1 5/16" TC 181 | | Not shown |
| | 915003300 | 4 | Clamp, Hose 2" TC 231 | | Not shown |
| | RM800850 | 20 | Hose 1" Rubber AG300 | | Not shown |

Station 3 Product Pump Plumbing • with Inductor

PRODUCT PUMP PLUMBING • WITH INDUCTOR • PRODUCT PUMP PLUMBING • WITH INDUCTOR • PRODUCT PUMP PLUMBING • WITH INDUCTOR • PRODUCT PUMP PLUMBING • WITH INDUCTOR • PRODUCT PUMP PLUMBING • WITH INDUCTOR • PRODUCT PUMP PLUMBING • WITH INDUCTOR

with Inductor

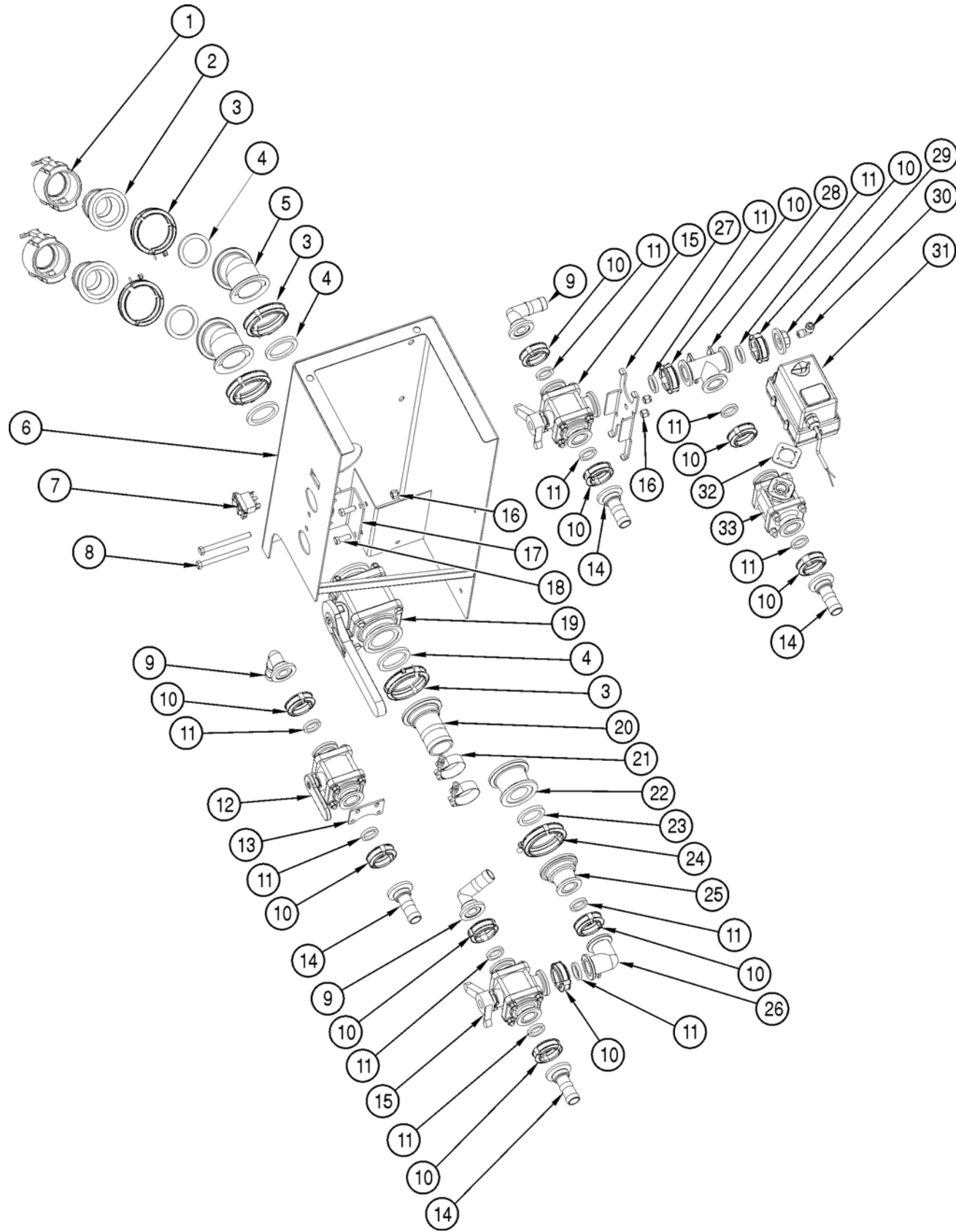


| Item | Part Number | Qty | Description | Size | Comments |
|------|-------------|-----|--|------|---|
| 1 | 640100005 | 2 | Fitting, 2" Barb X 2" FP Flange | | |
| 2 | 640100011 | 13 | Clamp, 2" Full Port Banjo | | |
| 3 | 640100012 | 13 | Gasket, 2" Full Port Banjo | | |
| 4 | 640400007 | 1 | Fitting, 2" FP Tee to 1" STD | | |
| 5 | 640100016 | 3 | Gasket, 1" Standard Port Banjo | | |
| 6 | 640100015 | 3 | Clamp, 1" Standard Port Banjo | | |
| 7 | 640100023 | 2 | Fitting, 1" Barb X 1" Flange 90 | | |
| 8 | 640100024 | 1 | Fitting, 1" Flange Tee | | |
| 9 | 640100134 | 1 | Valve, Check Banjo Flanged | | |
| 10 | 640100003 | 1 | Fitting, Elbow 90 2" Full Port | | |
| 11 | 640100001 | 2 | Ball Valve, 2" Full Port | | |
| 12 | 640100043 | 2 | Fitting, Cross 2" Full Port | | |
| 13 | 640100004 | 1 | Fitting, 2" Barb X 2" FP Elbow 90 | | |
| 14 | 630000500 | 1 | Product Pump Assembly, Hypro | | Includes Hydraulic Motor, wet half seal 630000501 |
| 15 | 630000533 | 1 | Hydraulic Motor Assembly | | |
| 16 | 640400009 | 1 | Fitting, Elbow 2" FP X 1 1/2" HB 90 | | |
| 17 | 640100039 | 1 | Fitting, 1 1/2" Barb X 2" FP Flange | | |
| 18 | 640100073 | 1 | Fitting, Reducer 2" FP X 2" STD | | |
| 19 | 640100014 | 1 | Gasket, 2" Standard Port Banjo | | |
| 20 | 640100013 | 1 | Clamp, 2" Standard Port Banjo | | |
| 21 | 640100089 | 1 | Fitting, Flange 2" STD X 1" Hose 90 | | |
| | 640020005 | 1 | Fitting, 1/4 Plastic tubing to 1/8 NPT | | Not shown, used to vent pump |
| | 640100135 | 1 | Bulkhead 1/2" Banjo | | Not shown, used to vent pump |
| | 640100136 | 1 | Reducer Bushing, Banjo 1/2" to 1/4 | | Not shown, used to vent pump |
| | 690001822 | 1 | Hose, Suction Quick Fill to Pump | | Not shown, hose is 2" Dia and 15" long |
| | 690001823 | 1 | Hose, Pressure Pump to Boom | | Not shown, hose is 1 1/2" Dia and 16' long |
| | 915003175 | 7 | Clamp, Hose 1 5/16" TC 181 | | Not shown |
| | 915003300 | 3 | Clamp, Hose 2" TC 231 | | Not shown |

Station 3 **Fill Station • Standard Flow 2"**

FILL STATION • STANDARD FLOW 2" • FILL STATION • STANDARD FLOW 2" • FILL STATION • STANDARD FLOW 2" • FILL STATION • STANDARD FLOW 2" • FILL STATION • STANDARD FLOW 2" • FILL STATION • STANDARD FLOW 2" • FILL STATION • STANDARD FLOW 2" • FILL STATION

Fill Station
Standard Flow 2"

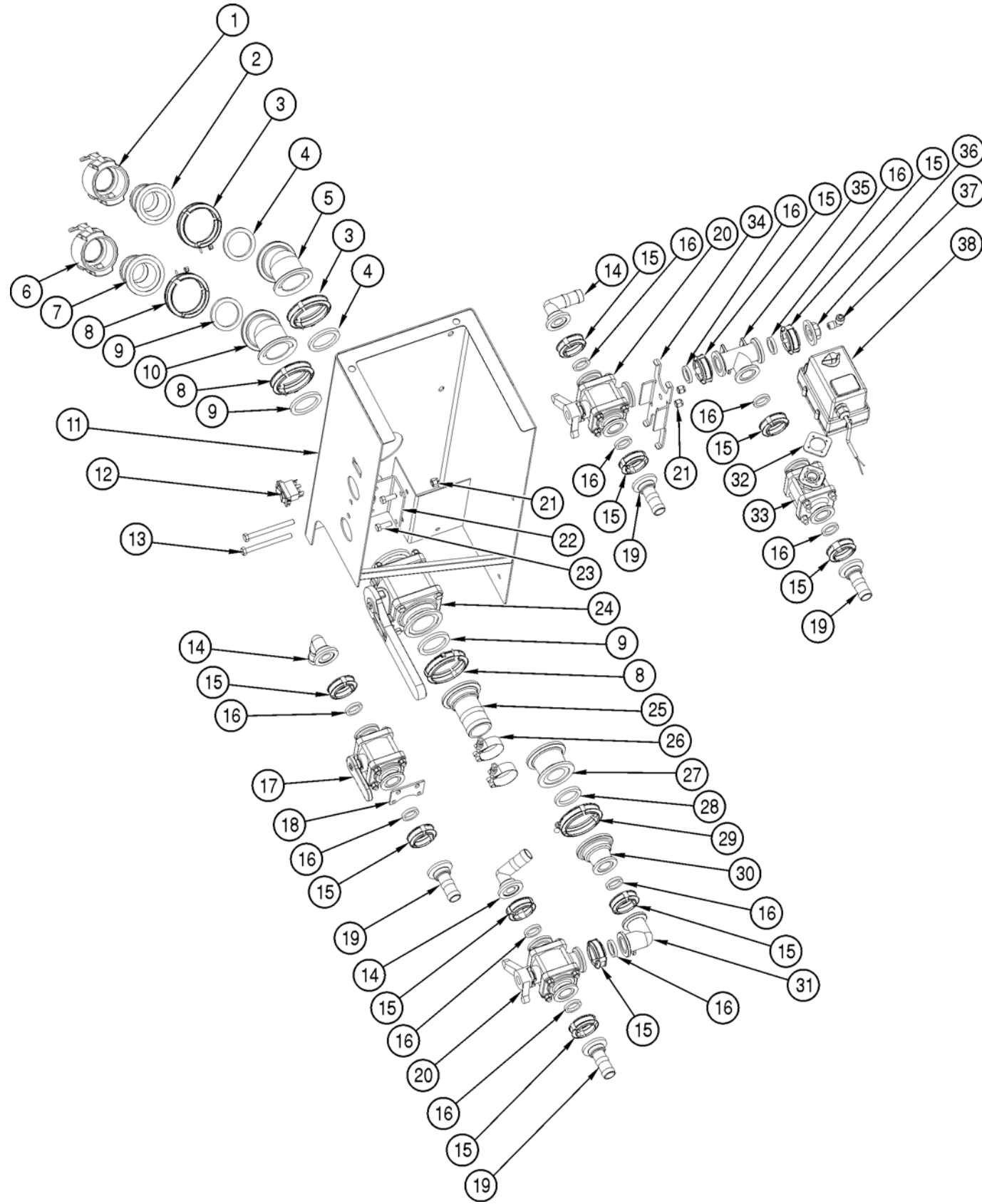


| Item | Part Number | Qty | Description | Size | Comments |
|------|-------------|-----|---------------------------------------|------|---------------------------------------|
| 1 | 640000150 | 2 | Cap 2" Quick Couple | | |
| 2 | 640100074 | 2 | Flanged 2" Full Port to QDC | | |
| 3 | 640100011 | 5 | Clamp, 2" Full Port | | |
| 4 | 640100012 | 5 | Gasket, 2" Full Port | | |
| 5 | 640000042 | 2 | Fitting, 2" FP 45 Banjo | | |
| 6 | 690000007 | 1 | Housing, Fill Station | | |
| 7 | 700300066 | 1 | Switch, Remote Product Pump | | |
| 8 | 900106530 | 2 | Bolt HHCS, 3/8-16 X 4 | | |
| 9 | 640100023 | 3 | Fitting, 1" Barb X 1" Flange 90 | | |
| 10 | 640100015 | 12 | Clamp, 1" Standard Port | | |
| 11 | 640100016 | 12 | Gasket, 1" Standard Port | | |
| 12 | 640100077 | 1 | Ball Valve, 1" Banjo | | Used on the hand rinse |
| 13 | 690000009 | 1 | Bracket, Hand Rinse Valve | | |
| 14 | 640100053 | 4 | Fitting, Hose Barb 1" | | |
| 15 | 640400010 | 2 | Ball Valve, 3 Way 1" STD | | |
| 16 | 901003020 | 4 | Nut, Nylock 3/8-16 | | |
| 17 | 690000002 | 1 | Bracket, Fill Valve | | |
| 18 | 900000400 | 2 | Bolt HHCS, 3/8-16 X 2 | | |
| 19 | 640100001 | 1 | Ball Valve, 2" Full Port | | |
| 20 | 640100005 | 1 | Fitting, 2" Barb X 2" FP Flange | | |
| 21 | 915003300 | 2 | Clamp, Hose 2" TC 231 | | |
| 22 | 640100073 | 1 | Fitting, Reducer 2" FP to 2" STD | | |
| 23 | 640100014 | 1 | Gasket, 2" Standard Port | | |
| 24 | 640100013 | 1 | Clamp, 2" Standard Port | | |
| 25 | 640100007 | 1 | Fitting, Reducer 2" STD to 1" STD | | |
| 26 | 640100121 | 1 | Fitting, 1" Flange 90 | | |
| 27 | 690000006 | 1 | Bracket, Quick Fill | | |
| 28 | 640100024 | 1 | Fitting, 1" Flange Tee | | |
| 29 | 640400011 | 1 | Cap 1" with 1/4 Port | | |
| 30 | 640020000 | 1 | Fitting, 1/4 Popit 90 Degree Pressure | | |
| 32 | 660000305 | 1 | Gasket | | Between ball valve and electric motor |
| 33 | 660000302 | 1 | Ball Valve Only, Agitation | | |
| 31A | 660000300 | 1 | Valve Assembly, Agitation Banjo | | Includes both the valve and motor |
| 31B | 660000301 | 1 | Motor Only, Agitation | | |
| | RM800150 | 25 | Hose Air Line NT | | Not shown |
| | RM800850 | 15 | Hose 1" Rubber AG300 | | Not shown |
| | RM801050 | 2 | Hose 2" AG Suction EPDM 3 | | Not shown |

Station 3 **Fill Station • High Flow 3"**

FILL STATION • HIGH FLOW 3" • FILL STATION • HIGH FLOW 3" • FILL STATION • HIGH FLOW 3" • FILL STATION • HIGH FLOW 3" • FILL STATION • HIGH FLOW 3" • FILL STATION • HIGH FLOW 3" • FILL STATION • HIGH FLOW 3" • FILL STATION • HIGH FLOW 3" • FILL STATION

High Flow 3"

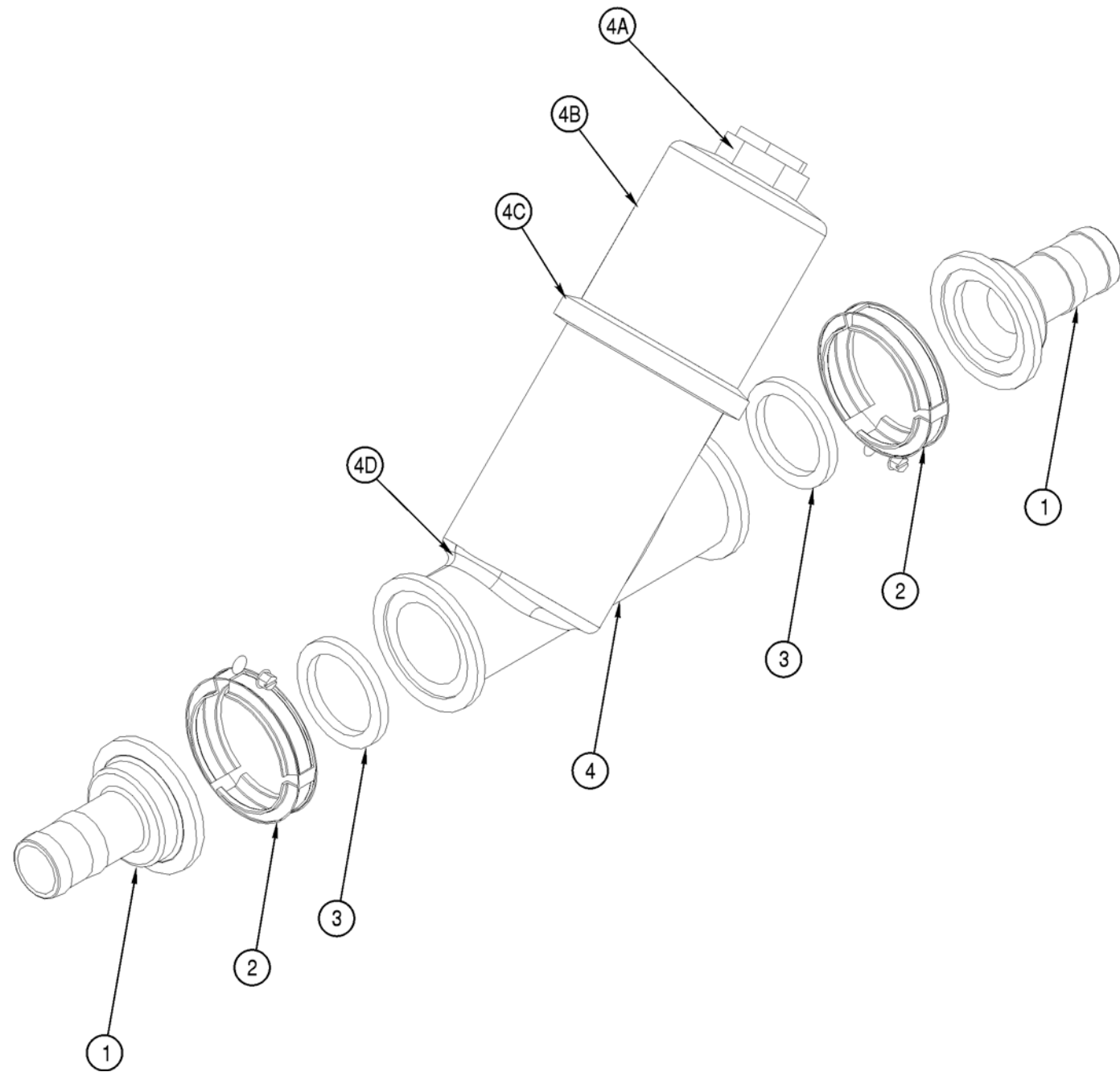


| Item | Part Number | Qty | Description | Size | Comments |
|------|-------------|-----|---------------------------------------|------|---------------------------------------|
| 1 | 640000150 | 1 | Cap 2" Quick Couple | | |
| 2 | 640100074 | 1 | Flanged 2" Full Port to QDC | | |
| 3 | 640100011 | 2 | Clamp, 2" Full Port | | |
| 4 | 640100012 | 2 | Gasket, 2" Full Port | | |
| 5 | 640000042 | 1 | Fitting, 2" FP 45 Banjo | | |
| 6 | 640100118 | 1 | Cap 3" Quick Couple | | |
| 7 | 640100120 | 1 | Flanged 3" Standard to QDC | | |
| 8 | 640100028 | 3 | Clamp, 3" Banjo | | |
| 9 | 640100027 | 3 | Gasket, 3" Banjo | | |
| 10 | 640100116 | 1 | Fitting, 3" Standard 45 Banjo | | |
| 11 | 690000007 | 1 | Housing, Fill Station | | |
| 12 | 700300066 | 1 | Switch, Remote Product Pump | | |
| 13 | 900106530 | 2 | Bolt HHCS, 3/8-16 X 4 | | |
| 14 | 640100023 | 3 | Fitting, 1" Barb X 1" Flange 90 | | |
| 15 | 640100015 | 12 | Clamp, 1" Standard Port | | |
| 16 | 640100016 | 12 | Gasket, 1" Standard Port | | |
| 17 | 640100077 | 1 | Ball Valve, 1" Banjo | | Used on the hand rinse |
| 18 | 690000009 | 1 | Bracket, Hand Rinse Valve | | |
| 19 | 640100053 | 4 | Fitting, Hose Barb 1" | | |
| 20 | 640400010 | 2 | Ball Valve, 3 Way 1" STD | | |
| 21 | 901003020 | 4 | Nut, Nylock 3/8-16 | | |
| 22 | 690000003 | 1 | Bracket, Fill Valve 3 | | |
| 23 | 900000400 | 2 | Bolt HHCS, 3/8-16 X 2 | | |
| 24 | 640100061 | 1 | Ball Valve, 3" Flange Banjo | | |
| 25 | 640100048 | 1 | Fitting, 3" Hose Barb X 3" Flange | | |
| 26 | 915003301 | 2 | Clamp, Hose 3" TC 331 | | |
| 27 | 640100073 | 1 | Fitting, Reducer 2" FP X 2" STD | | |
| 28 | 640100014 | 1 | Gasket, 2" Standard Port Banjo | | |
| 29 | 640100013 | 1 | Clamp, 2" Standard Port Banjo | | |
| 30 | 640100007 | 1 | Fitting, Reducer 2" STD to 1" STD | | |
| 31 | 640100121 | 1 | Fitting, 1" Flange 90 | | |
| 32 | 660000305 | 1 | Gasket | | Between ball valve and electric motor |
| 33 | 660000302 | 1 | Ball Valve Only, Agitation | | |
| 34 | 690000006 | 1 | Bracket, Quick Fill | | |
| 35 | 640100024 | 1 | Fitting, 1" Flange Tee | | |
| 36 | 640400011 | 1 | Cap 1" with 1/4 Port | | |
| 37 | 640020000 | 1 | Fitting, 1/4 Popit 90 Degree Pressure | | |
| 38A | 660000300 | 1 | Valve Assembly, Agitation Banjo | | Includes both the valve and motor |
| 38B | 660000301 | 1 | Motor Only, Agitation | | |
| | RM800150 | 25 | Hose Air Line NT | | Not shown |
| | RM800850 | 15 | Hose 1" Rubber AG300 | | Not shown |
| | RM801075 | 2 | Hose 3" AG Suction EPDM 3 | | Not shown |

Station 3 Product Strainer • AS710, AS1010 & AS1210

PRODUCT STRAINER • AS710, AS1010 & AS1210 • PRODUCT STRAINER • AS710, AS1010 & AS1210 • PRODUCT STRAINER • AS710, AS1010 & AS1210 • PRODUCT STRAINER • AS710, AS1010 & AS1210 • PRODUCT STRAINER • AS710, AS1010 & AS1210 • PRODUCT STRAINER

Product Strainer
AS710, AS1010 & AS1210

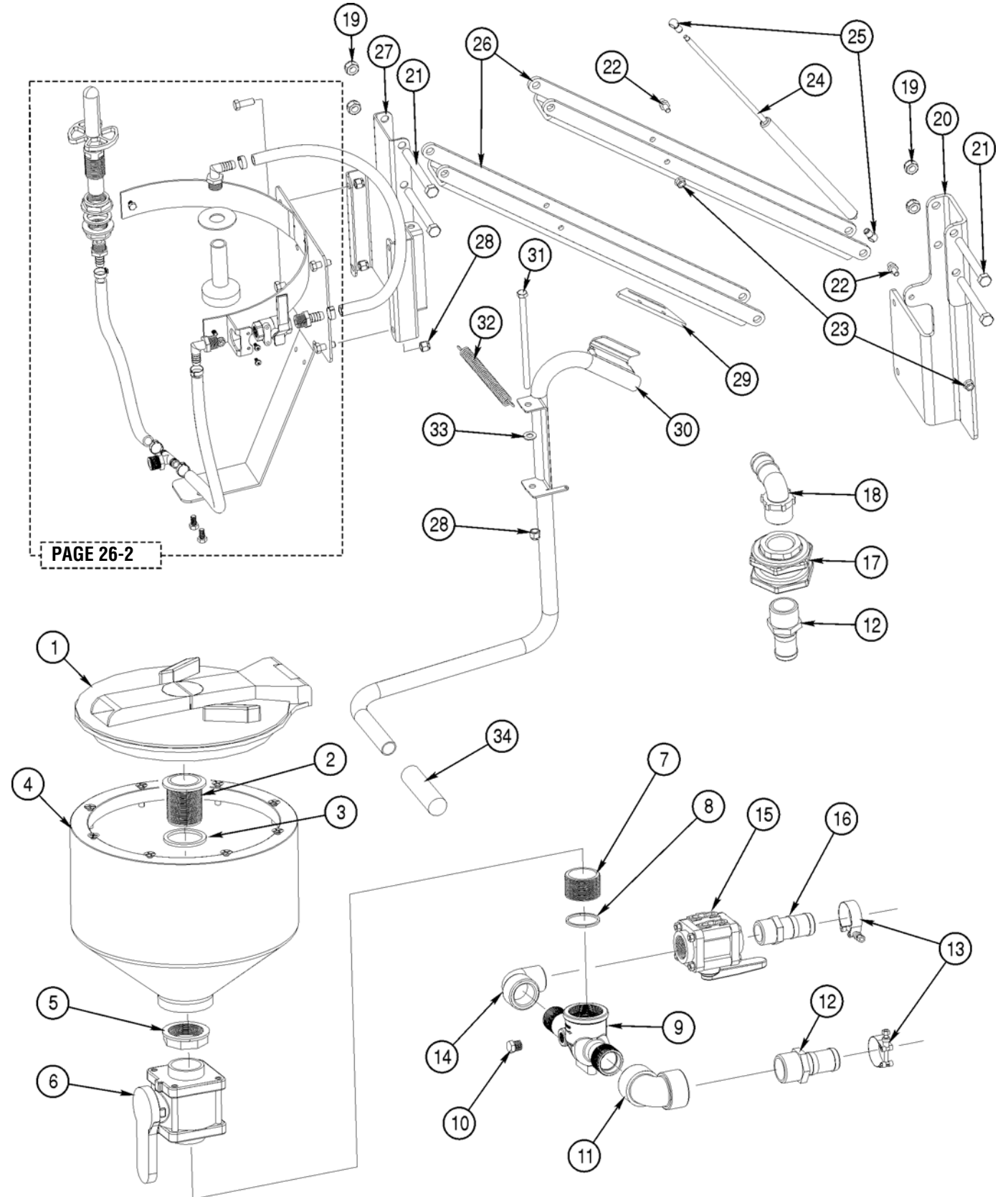


| Item | Part Number | Qty | Description | Size | Comments |
|------|-------------|-----|-------------------------------------|------|--|
| 1 | 640100039 | 2 | Fitting, 1 1/2" Barb X 2" FP Flange | | |
| 2 | 640100011 | 2 | Clamp, 2" Full Port | | |
| 3 | 640100012 | 2 | Gasket, 2" Full Port | | |
| 4 | 640400000 | 1 | Strainer Assembly, 2" Full Port | | 50 Mesh |
| 4A | 640100126 | 1 | Strainer End Plug | | |
| 4B | 640400022 | 1 | Strainer Cap | | |
| 4C | 640400005 | 1 | Strainer Gasket | | |
| 4D | 640400004 | 1 | Strainer Body | | |
| | 640400020 | A/R | Strainer Screen, 50 Mesh | | Not Shown, Used in standard production |
| | 640400021 | A/R | Strainer Screen, 100 Mesh | | Not Shown |
| | 915003175 | 2 | "Clamp, Hose 1 5/16" TC 181 | | Not Shown |

Station 3 Inductor • AS710, AS1010 & AS1210

INDUCTOR · AS710, AS1010 & AS1210 · INDUCTOR · AS710, AS1010 & AS1210 · INDUCTOR · AS710, AS1010 & AS1210 · INDUCTOR · AS710, AS1010 & AS1210 · INDUCTOR · AS710, AS1010 & AS1210 · INDUCTOR · AS710, AS1010 & AS1210 · INDUCTOR · AS710, AS1010 & AS1210 · INDUCTOR · AS710, AS1010 & AS1210

Inductor
AS710, AS1010 & AS1210

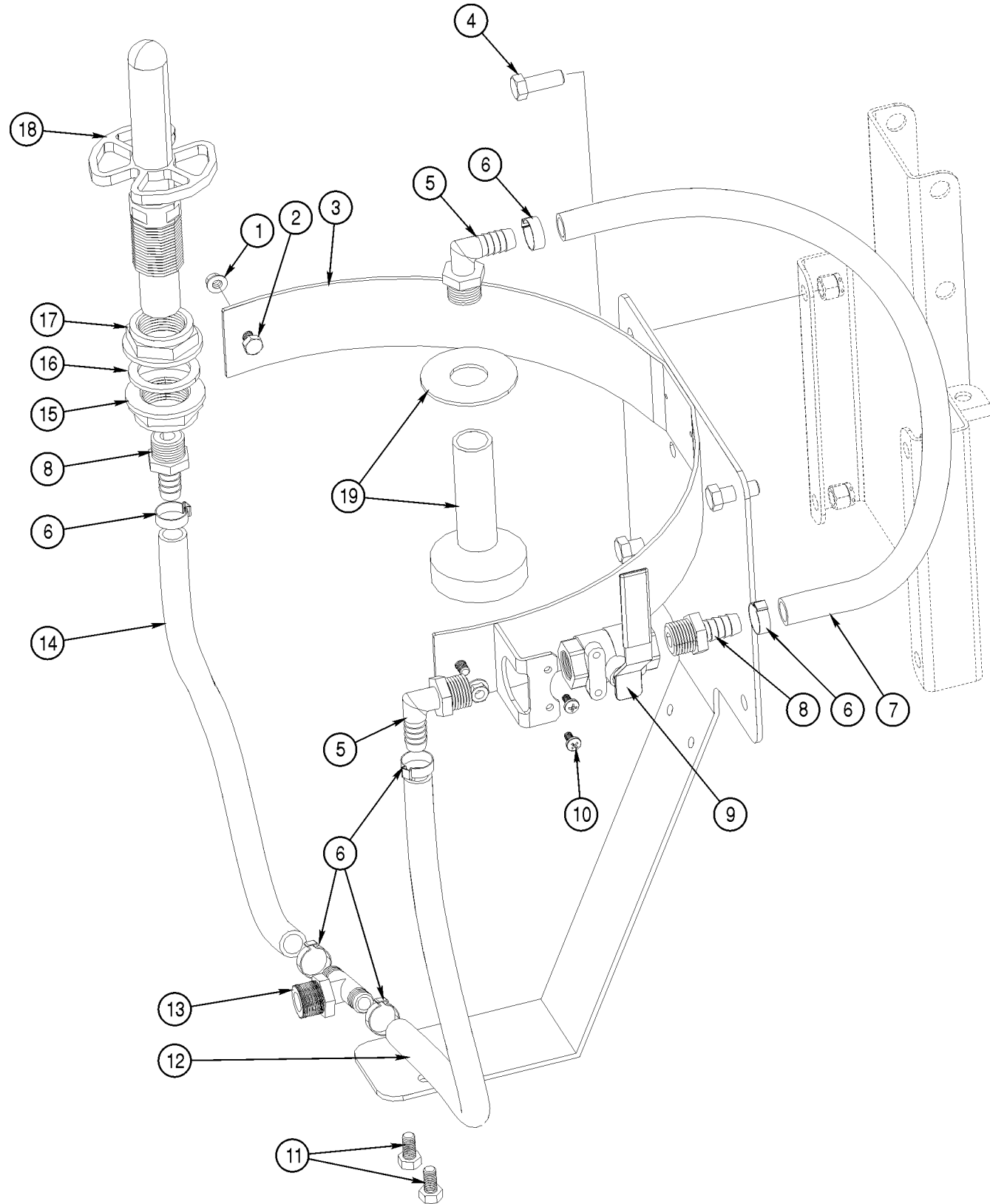


| Item | Part Number | Qty | Description | Size | Comments |
|------|-------------|-----|-------------------------------------|------|---|
| 1 | 640500017 | 1 | Lid, Tank 12" Road Warrior Hypro | | |
| 2 | 640500006 | 1 | Drain Head | | |
| 3 | 640500007 | 1 | Gasket 2 | | |
| 4 | 640500008 | 1 | Tank, 5.5 Gallon Hypro | | |
| 5 | 640500009 | 1 | Locking Ring | | |
| 6 | 640500031 | 1 | Ball Valve, 2" Hypro | | Body type 6 |
| 7 | 640500032 | 1 | Pipe Nipple, 2" Stainless Steel | | |
| 8 | 640500005 | 1 | Gasket 2" BSP | | |
| 9 | 640500000 | 1 | Inductor, Machined Hypro | | |
| 10 | 640500001 | 1 | Plug, 1/2" Hypro | | |
| 11 | 640000230 | 1 | Elbow, 1 1/2" NPT 90 Banjo | | |
| 12 | 640400014 | 2 | Hose Barb 1 1/2" Hose to 1 1/2" NPT | | |
| 13 | 915003201 | 4 | Clamp, Hose 1 1/4" TC 162 | | |
| 14 | 640400012 | 1 | Elbow, Street 1 1/4" Banjo | | |
| 15 | 640500003 | 1 | Ball Valve, 1 1/4" Bolted Hypro | | |
| 16 | 640500013 | 1 | Hose Barb 1 1/2" Hose to 1 1/4" NPT | | |
| 17 | 640000000 | 1 | Bulkhead, 1 1/2" Poly | | |
| 18 | 640000530 | 1 | Hose Barb 1 1/2" 90 | | |
| 19 | 901003040 | 4 | Nut, Nylock 1/2-13 ZP | | |
| 20 | 690000008 | 1 | Bracket, Product Pump | | |
| 21 | 900003300 | 4 | Bolt, Hex Head 1/2-13 X 4 1/4 G5 | | |
| 22 | 630100005 | 2 | Ball Stud, 5/16-18 X 10mm | | |
| 23 | 901003010 | 2 | Nut, Nylock 5/16-18 ZP | | |
| 24 | 630100003 | 1 | Gas Strut, 120 lb X 7.87 Stroke | | |
| 25 | 630100004 | 2 | Socket, Ball M6 X 10mm | | Clip, Retainer 10mm Socket Part #490000117 |
| 26 | 630100010 | 2 | Link, Inductor | | |
| 27 | 630100011 | 1 | Bracket, Inductor | | |
| 28 | 901003020 | 5 | Nut, Nylock 3/8-16 ZP | | |
| 29 | 630100017 | 1 | Wear Strip, Inductor Handle | | Mounted with two 915001301 Self Tap Screws |
| 30 | 630100012 | 1 | Handle, Inductor | | |
| 31 | 900010716 | 1 | Bolt, Hex Head 3/8-16 X 7 | | |
| 32 | 630100014 | 1 | Spring, Inductor Latch | | |
| 33 | 902003200 | 1 | Washer, Flat 3/8 | | |
| 34 | 630100013 | 1 | Cap, Inductor Handle | | |
| | 630100006 | 1 | Inductor, Hypro Assembly | | Includes only the Hypro components |
| | K65000027 | 1 | Kit Inductor Complete | | Field ready kit for all '07 Models |
| | RM800875 | 20 | Hose, 1 1/2" Flat Inductor | | Not shown, used to plumb into existing wet system |
| | 640100011 | 2 | Clamp, 2" Full Port Banjo | | Not shown, used to plumb into existing wet system |
| | 640100012 | 2 | Gasket, 2" Full Port Banjo | | Not shown, used to plumb into existing wet system |
| | 640400009 | 1 | Elbow, 2" Full Port to 1 1/2" Barb | | Not shown, used to plumb into existing wet system |
| | 640100043 | 1 | Fitting, Cross 2" Full Port Banjo | | Not shown, used to plumb into existing wet system |
| | 640100073 | 1 | Fitting, Reducer 2" FP to 2" STD | | Not shown, used to plumb into existing wet system |
| | 640100013 | 1 | Clamp, 2" Standard Banjo | | Not shown, used to plumb into existing wet system |
| | 640100014 | 1 | Gasket, 2" Standard Banjo | | Not shown, used to plumb into existing wet system |
| | 640100089 | 1 | Fitting, 2" STD X 1" Hose Barb 90 | | Not shown, used to plumb into existing wet system |

Station 3 Inductor • AS710, AS1010 & AS1210

INDUCTOR • AS710, AS1010 & AS1210 · INDUCTOR • AS710, AS1010 & AS1210 · INDUCTOR • AS710, AS1010 & AS1210 · INDUCTOR • AS710, AS1010 & AS1210 · INDUCTOR • AS710, AS1010 & AS1210 · INDUCTOR • AS710, AS1010 & AS1210 · INDUCTOR • AS710, AS1010 & AS1210 · INDUCTOR

Inductor Detail

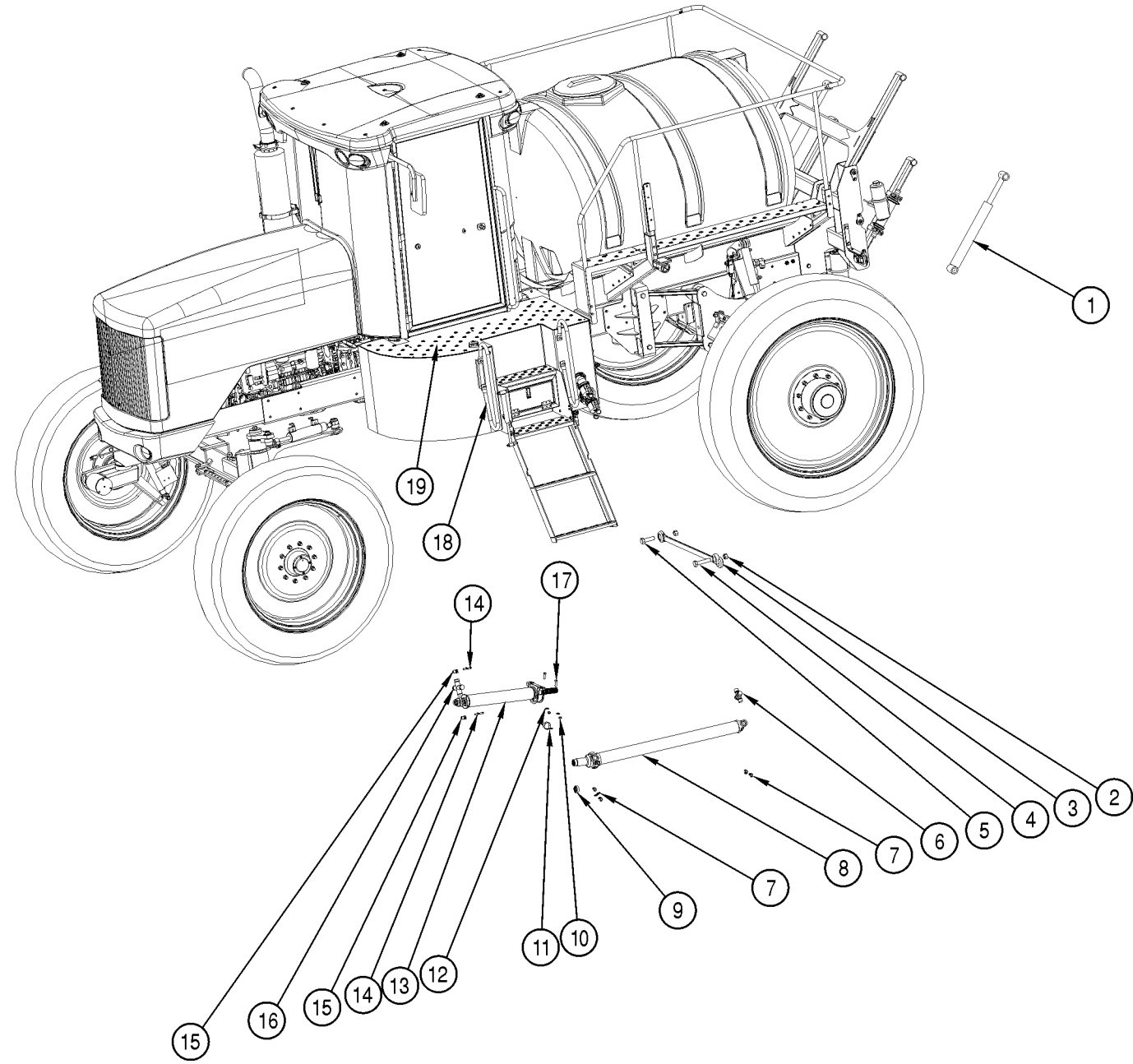


| Item | Part Number | Qty | Description | Size | Comments |
|------|-------------|-----|------------------------------------|------|-------------------------|
| 1 | 640500013 | 4 | Nut, Flange 1/4-20 | | |
| 2 | 640500012 | 4 | Bolt, Hex Head 1/4-20 X 3/4 | | |
| 3 | 640500010 | 1 | Frame, Back Mount | | |
| 4 | 900002815 | 4 | Bolt, Hex Head 3/8-16 X 1 | | |
| 5 | 640500019 | 2 | Hose Barb Elbow 1/2" NPT to 1/2 HB | | |
| 6 | 640500023 | 6 | Clamp, Hose | | |
| 7 | 640500025 | 1 | Hose | | Tank Rinse |
| 8 | 640500016 | 2 | Hose, Barb 1/2 NPT to 1/2 HB | | |
| 9 | 640500021 | 1 | Valve, Rinse 1/2" ss | | |
| 10 | 640500022 | 2 | Screw, 10-32 X .375 SS | | |
| 11 | 640500011 | 2 | Bolt, Hex Head 5/16-18 x 5/8 | | |
| 12 | 640500026 | 1 | Hose | | Feeder Valve |
| 13 | 640500002 | 1 | Fitting, Tee 1/2" NPT to 1/2" HB | | |
| 14 | 640500024 | 1 | Hose | | Bottle Rinse |
| 15 | NSS | 2 | Compression Fitting | | Included with #22 |
| 16 | 640500015 | 1 | Gasket 1 | | |
| 17 | 640500014 | 1 | Bottle, Rinse Head & Base | | |
| 18 | 640500020 | 1 | Tank Rinse Head Assembly | | |
| 19 | NSS | 1 | Rinse Head Washer | | Included with 640500020 |

Station 4 Driveshaft • AS1010

DRIVESHAFT • AS1010 • DRIVESHAFT • AS1010 • DRIVESHAFT • AS1010 • DRIVESHAFT • AS1010 • DRIVESHAFT • AS1010 • DRIVESHAFT • AS1010 • DRIVESHAFT • AS1010 • DRIVESHAFT • AS1010 • DRIVESHAFT • AS1010 • DRIVESHAFT • AS1010 • DRIVESHAFT • AS1010

AS1010

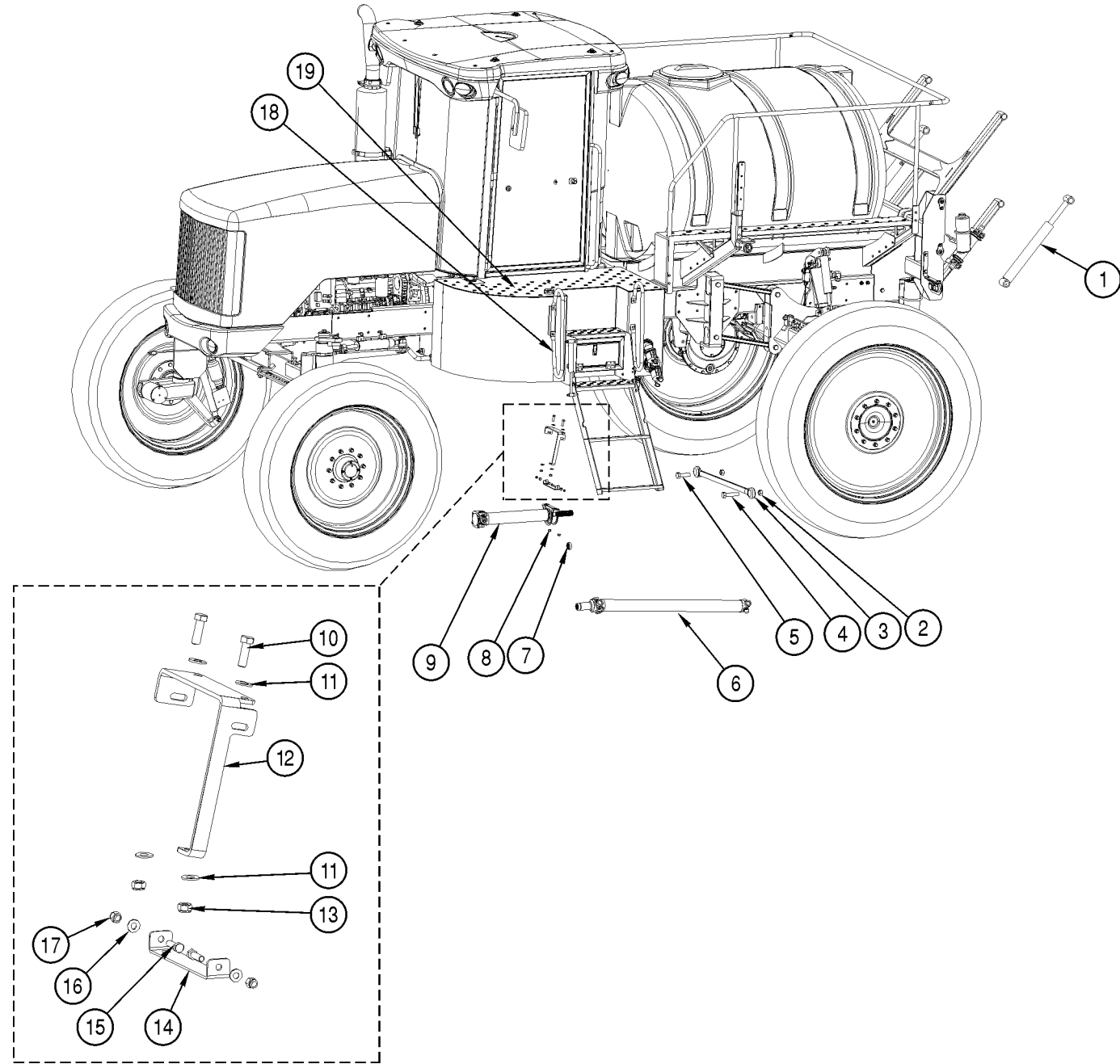


| Item | Part Number | Qty | Description | Size | Comments |
|------|-------------|-----|-----------------------------------|------|---|
| 1 | 600901405 | 2 | Cylinder, Double Acting Boom | | |
| 2 | 901003095 | 2 | Nut, Nylock 1-14 | | |
| 3 | 100108070 | 1 | Tracking Bar, Suspension | | |
| 4 | 900012335 | 1 | Bolt, Hex 1-14 X 4 1/2 | | |
| 5 | 900012336 | 1 | Bolt, Hex 1-14 X 3 1/2 | | |
| 6 | NSS | 2 | U-joint | | Included with #8 |
| 7 | NSS | 8 | Clip, U-joint | | Included with #8 |
| 8 | 3011100003 | 1 | Driveshaft, Rear | | |
| 9 | 301100011 | 1 | Cup & Cork Seal, Rear Driveshaft | | |
| 10 | 901003040 | 2 | Nut, Nylock 1/2-13 | | |
| 11 | 915002800 | 1 | Hose Clamp | | |
| 12 | 902003210 | 2 | Washer, Flatt 1/2" | | |
| 13 | 301100009 | 1 | Driveshaft, Front | | |
| 14 | 900002815 | 4 | Bolt, U Straps | | Included with #16 |
| 15 | 301100200 | 1 | U Strap Kit, U-joint to Driveline | | |
| 16 | NSS | 1 | U-joint | | Included with #14 |
| 17 | 900003245 | 2 | Bolt, HHCS 1/2-13 X 1 1/2 G8 | | |
| 18 | 490000911 | 2 | Handrail, Step | | |
| 19 | 420000020 | 1 | Treadplate, Fuel Tank | | Treadplate, Hydraulic Tank is 420000033 |

Station 4 Driveshaft • AS1210

DRIVESHAFT • AS1210 • DRIVESHAFT • AS1210 • DRIVESHAFT • AS1210 • DRIVESHAFT • AS1210 • DRIVESHAFT • AS1210 • DRIVESHAFT • AS1210 • DRIVESHAFT • AS1210 • DRIVESHAFT • AS1210 • DRIVESHAFT • AS1210 • DRIVESHAFT • AS1210 • DRIVESHAFT • AS1210

AS1210

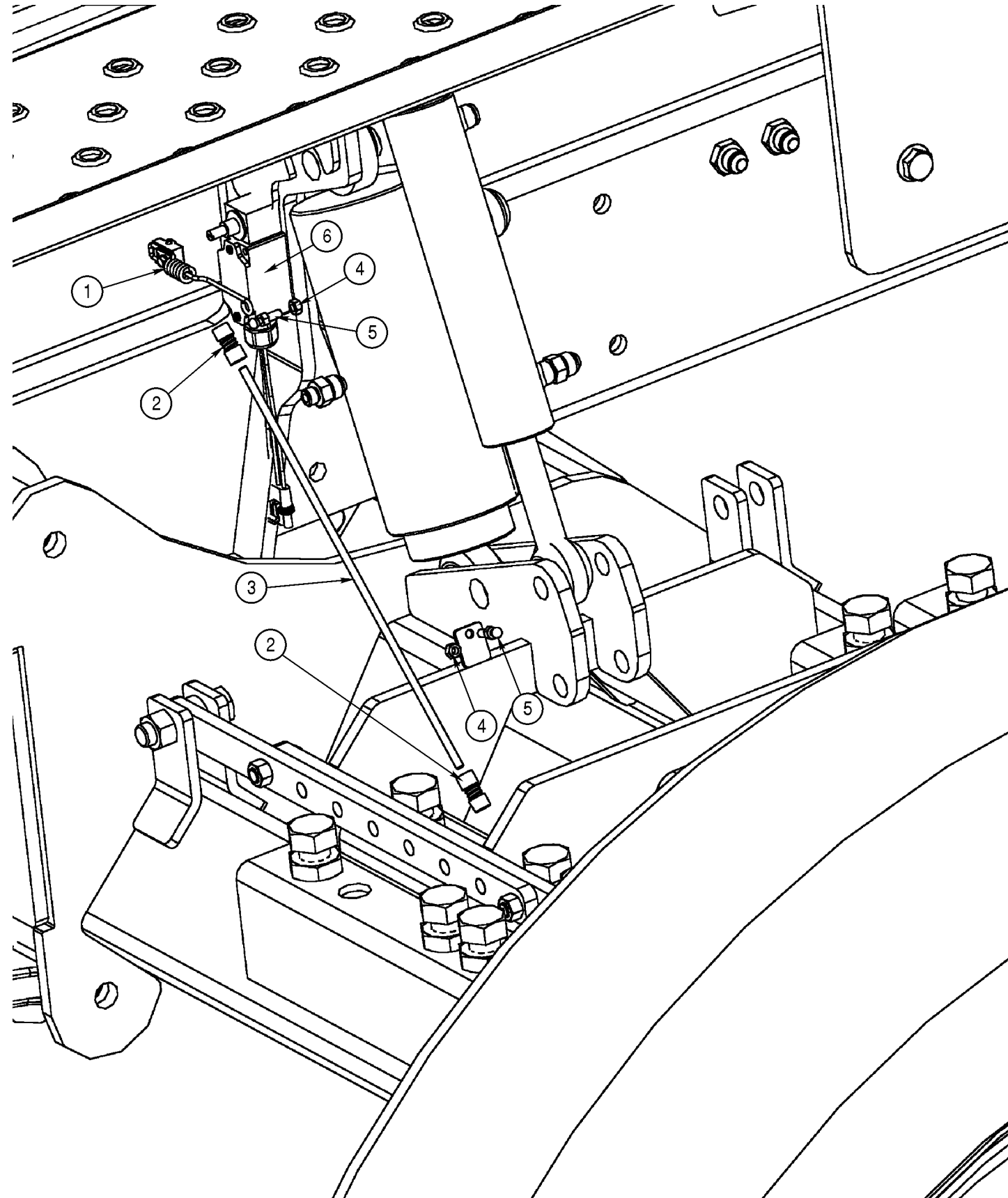


| Item | Part Number | Qty | Description | Size | Comments |
|------|-------------|-----|----------------------------------|------|---|
| 1 | 600901405 | 2 | Cylinder, Double Acting Boom | | |
| 2 | 901003095 | 2 | Nut, Nylock 1-14 | | |
| 3 | 100108070 | 1 | Tracking Bar, Suspension | | |
| 4 | 900012335 | 1 | Bolt, Hex 1-14 X 4 1/2 | | |
| 5 | 900012336 | 1 | Bolt, Hex 1-14 X 3 1/2 | | |
| 6 | 301100003 | 1 | Driveshaft, Rear | | U Strap Kit Driveline to Differential 301100200 |
| 7 | 301100011 | 1 | Cork & Cup Seal, Rear Driveshaft | | |
| 8 | 901003020 | 4 | Nut, Nylock 1/2-13 | | |
| 9 | 301100010 | 1 | Driveshaft, Front | | |
| 10 | 900008495 | 4 | Bolt, Hex 1/2-13 x 1 1/2" | | |
| 11 | 902003210 | 4 | Washer, Flat 1/2" | | |
| 12 | 300100212 | 1 | Bracket, Upper Carrier Bearing | | |
| 13 | 901003040 | 4 | Nut, Nylock 1/2" | | |
| 14 | 300100213 | 1 | Bracket, Lower Carrier Bearing | | |
| 15 | 900002825 | 3 | Bolt, Hex 3/8-16 x 1 1/4 G5 ZP | | |
| 16 | 902003200 | 3 | Washer, Flat 3/8" | | |
| 17 | 901003020 | 3 | Nut, Nylock 3/8-16 | | |
| 18 | 420000020 | 1 | Treadplate, Fuel Tank | | Treadplate, Hydraulic Tank is 420000033 |
| 19 | 490000911 | 2 | Handrail, Step | | |

Station 4 Suspension Leveling • AS710, AS1010 & AS1210

SUSPENSION LEVELING • AS710, AS1010 & AS1210 • SUSPENSION LEVELING • AS710, AS1010 & AS1210 • SUSPENSION LEVELING • AS710, AS1010 & AS1210 • SUSPENSION LEVELING • AS710, AS1010 & AS1210 • SUSPENSION LEVELING • AS710, AS1010 & AS1210 • SUSPENSION LEVELING • AS710, AS1010 & AS1210

Suspension Leveling
AS710, AS1010 & AS1210

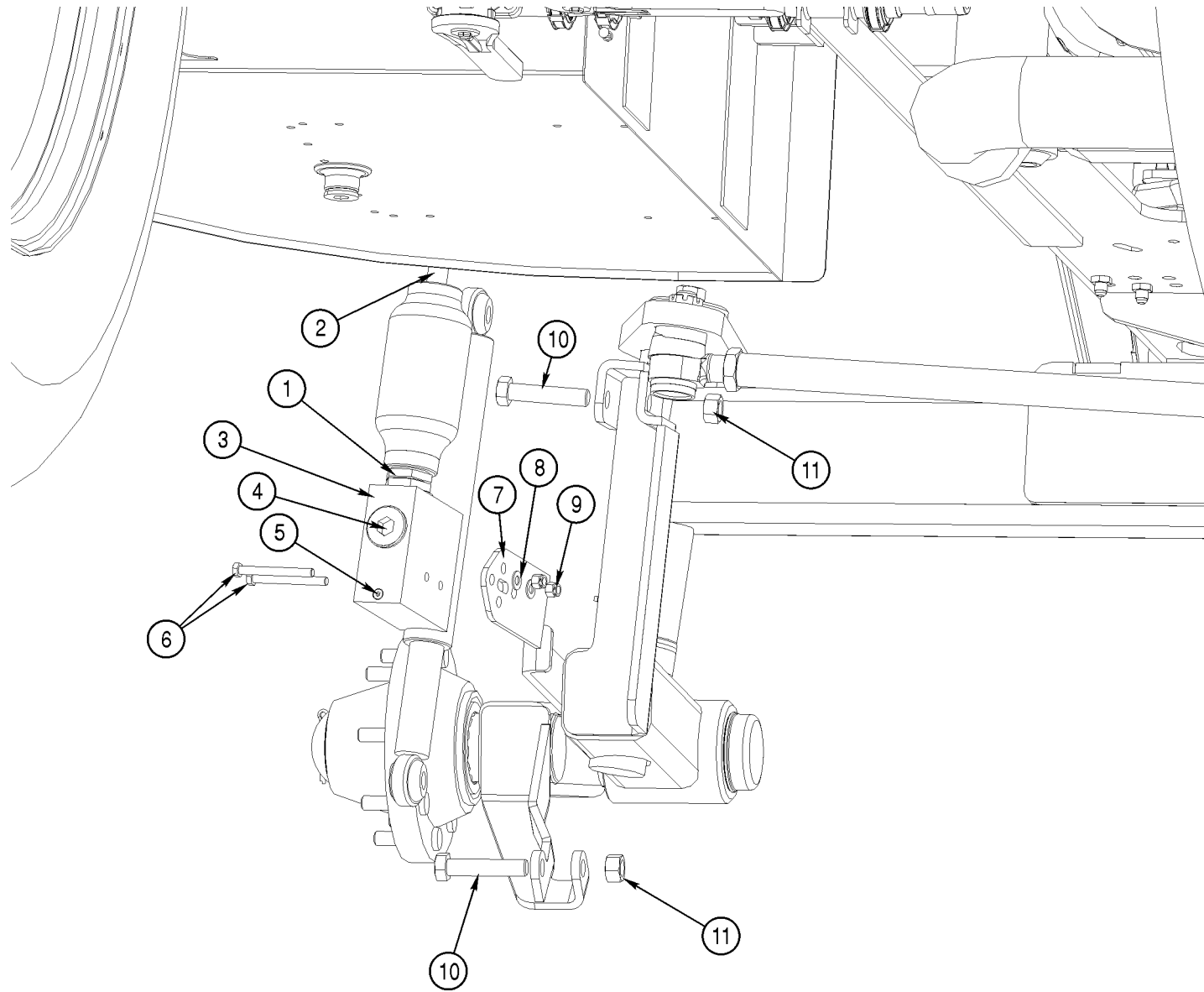


| Item | Part Number | Qty | Description | Size | Comments |
|------|-------------------|-----|----------------------------------|------|---|
| 1 | 700300081 | 1 | Switch Arm, Rear Suspension | | |
| 2 | 390000800 | 2 | Ball Joint, 40 Series Female | | |
| 3 | 100108080 | 1 | Rod, Adjusting Leveling 1/4-28 | | |
| 4 | 901003005 | 2 | Nut, Nylock 1/4-28 | | |
| 5 | Included with # 2 | 2 | Ball Joint, 40 Series Male | | |
| 6 | K65000123 | 1 | L/H Switch Assy. includes wiring | | Switch only P/N 700300080 |
| 6A | K65000124 | 1 | R/H Switch Assy. Includes wiring | | L/H Pigtail 700300083 R/H Pigtail 700300082 |

Station 4 Front Strut (Standard Duty) • AS710 & AS1010

FRONT STRUT (STANDARD DUTY) • AS710 & AS1010 · FRONT STRUT (STANDARD DUTY) • AS710 & AS1010 · FRONT STRUT (STANDARD DUTY) • AS710 & AS1010 · FRONT STRUT (STANDARD DUTY) • AS710 & AS1010 · FRONT STRUT (STANDARD DUTY) • AS710 & AS1010

Front Strut
AS710 & AS1010 (Standard Duty)

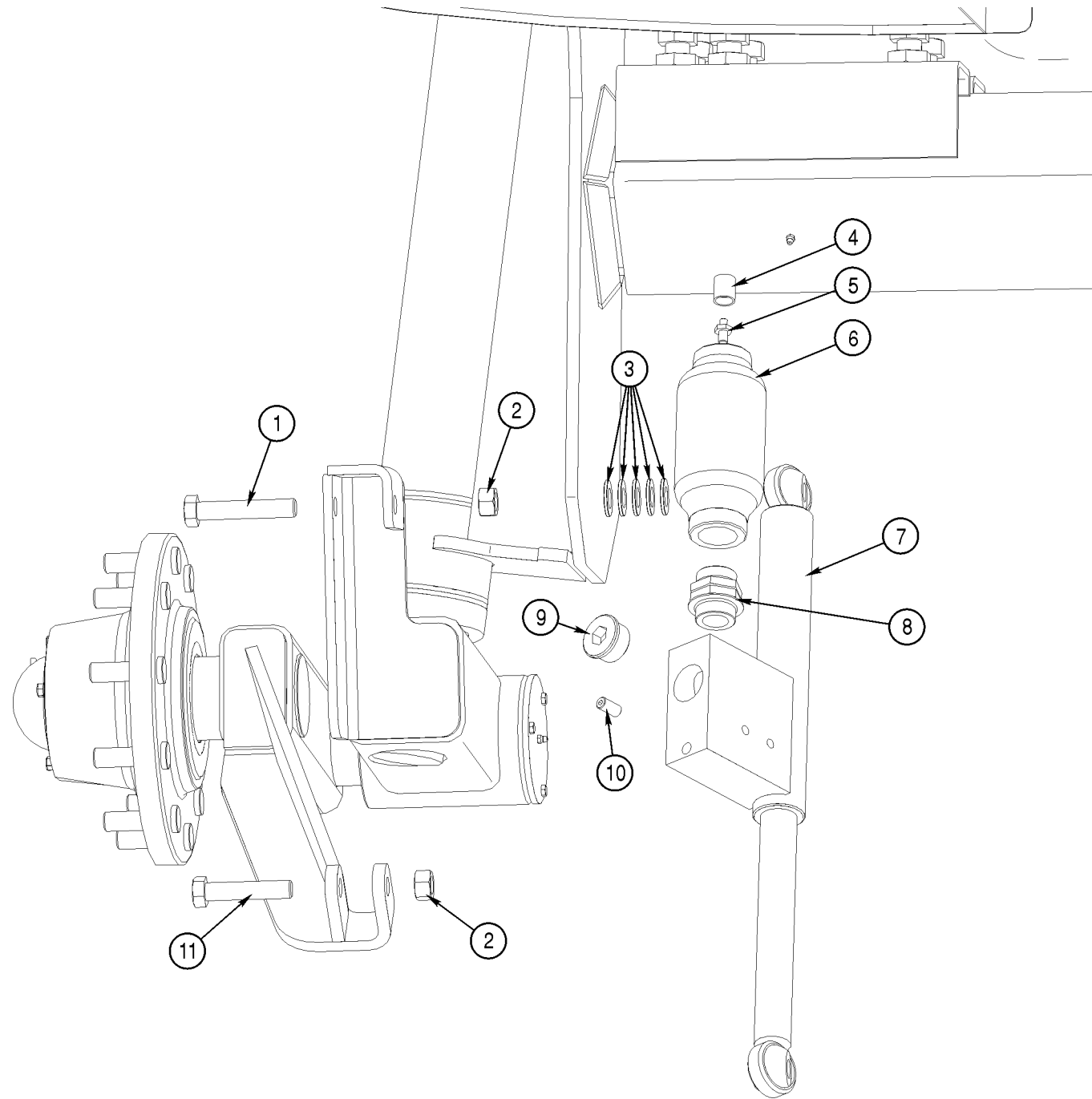


| Item | Part Number | Qty | Description | Size | Comments |
|------|-------------|-----|---|------|----------|
| 1 | 800100621 | 2 | Fitting, Union 26 ORM x 26 ORM | | |
| 2 | 100106511 | 1 | Cap, accumulator for European valve | | |
| 3 | 100106500 | 1 | Strut Assembly, Front | | |
| 3A | 100106510 | 1 | Strut Assembly, Front | | Rebuilt |
| 4 | 800100622 | 1 | Plug, hex socket 1 1/4-1 1/2 NPT OD X 1 | | |
| 5 | 800100623 | 1 | Plug, hex socket 1/4-18 NPT OD X 1 | | |
| 6 | 900002885 | 2 | Bolt, Hex 3/8-16 X 4" G5 ZP | | |
| 7 | 100108086 | 1 | Bracket, Anti-Rotation | | |
| 8 | 902003200 | 2 | Washer, Flat 3/8 | | |
| 9 | 901003020 | 2 | Nut, Nylock 3/8-16 | | |
| 10 | 900006645 | 2 | Bolt, Hex 3/4-16 X 3 1/2 G5 ZP | | |
| 11 | 901000780 | 2 | Nut 3/4-16 | | |

Station 4 Front Strut (Heavy Duty) • AS1010 & AS1210

FRONT STRUT (HEAVY DUTY)- AS1010 & AS1210 · FRONT STRUT (HEAVY DUTY)- AS1010 & AS1210 · FRONT STRUT (HEAVY DUTY)- AS1010 & AS1210 · FRONT STRUT (HEAVY DUTY)- AS1010 & AS1210 · FRONT STRUT (HEAVY DUTY)- AS1010 & AS1210 · FRONT STRUT (HEAVY DUTY)- AS1010 & AS1210 · FRONT STRUT (HEAVY DUTY)- AS1010 & AS1210

AS1010 & AS1210 (Heavy Duty)

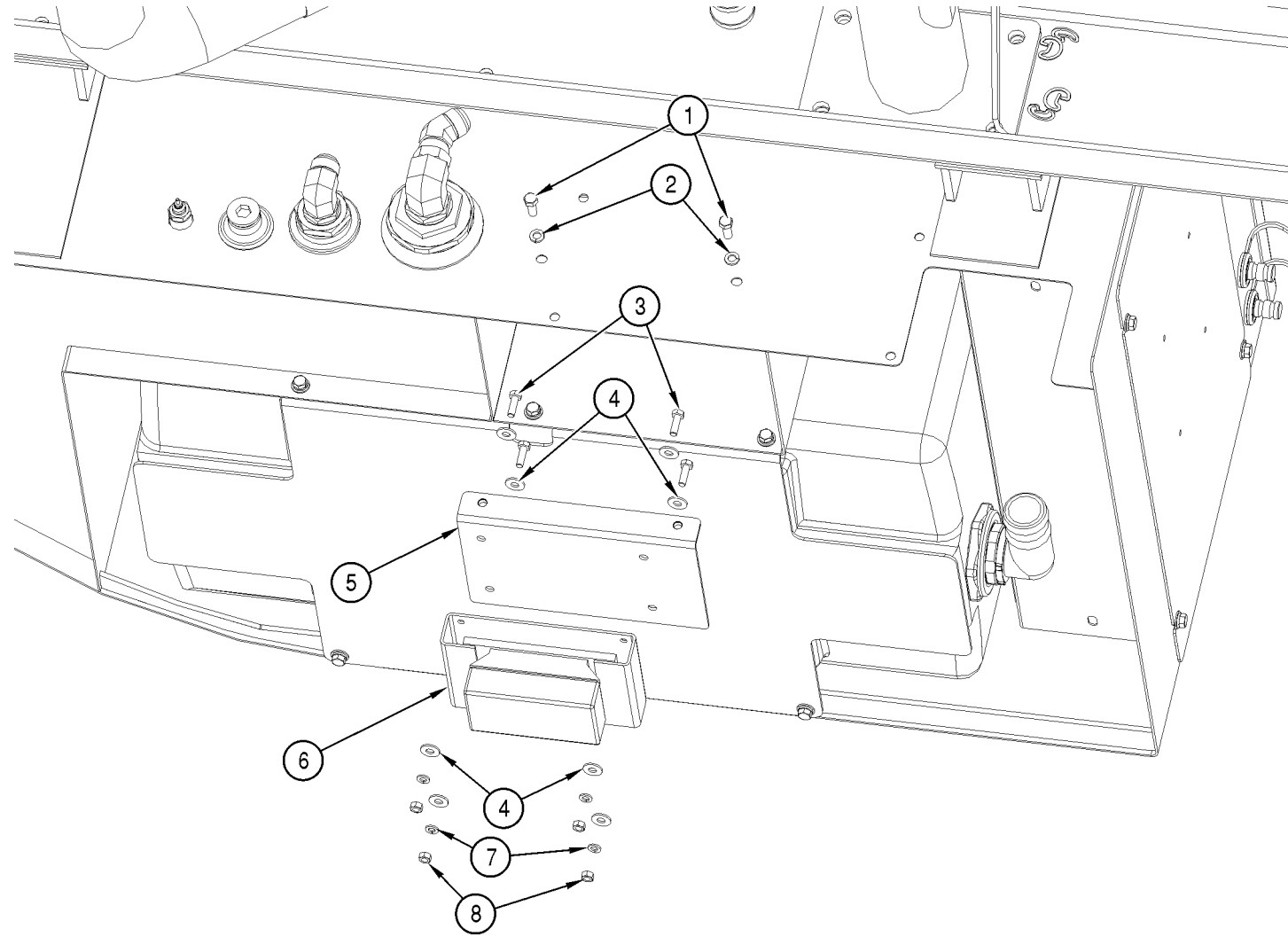


| Item | Part Number | Qty | Description | Size | Comments |
|------|-------------|-----|---|------|----------|
| 1 | 900006655 | 1 | Bolt, Hex 3/4-16 X 4" G5 ZP | | |
| 2 | 901000780 | 2 | Nut 3/4-16 | | |
| 3 | 902003070 | 5 | Washer, flat 3/4 | | |
| 4 | 100106511 | 1 | Cap, accumulator for European Valve | | |
| 5 | 100106512 | 1 | Valve & Cap, European Style | | |
| 6 | 100106502 | 1 | Accumulator | | |
| 7 | 100106500 | 1 | Strut Assembly, Front | | |
| 7A | 100106510 | 1 | Strut Assembly, Front | | Rebuilt |
| 8 | 800100621 | 2 | Fitting, union 26 ORM X 26 ORM | | |
| 9 | 800100622 | 1 | Plug, hex socket 1 1/4-1 1/2 NPT OD X 1 | | |
| 10 | 800100623 | 1 | Plug, hex socket 1/4-18 NPT OD X 1 | | |
| 11 | 900006645 | 1 | Bolt, Hex 3/4-16 X 3 1/2" G5 ZP | | |

Station 4 Radar Assembly • AS710, AS1010 & AS1210

RADAR ASSEMBLY • AS710, AS1010 & AS1210 • RADAR ASSEMBLY • AS710, AS1010 & AS1210 • RADAR ASSEMBLY • AS710, AS1010 & AS1210 • RADAR ASSEMBLY • AS710, AS1010 & AS1210 • RADAR ASSEMBLY • AS710, AS1010 & AS1210 • RADAR ASSEMBLY • AS710, AS1010 & AS1210

Radar Assembly
AS710, AS1010 & AS1210

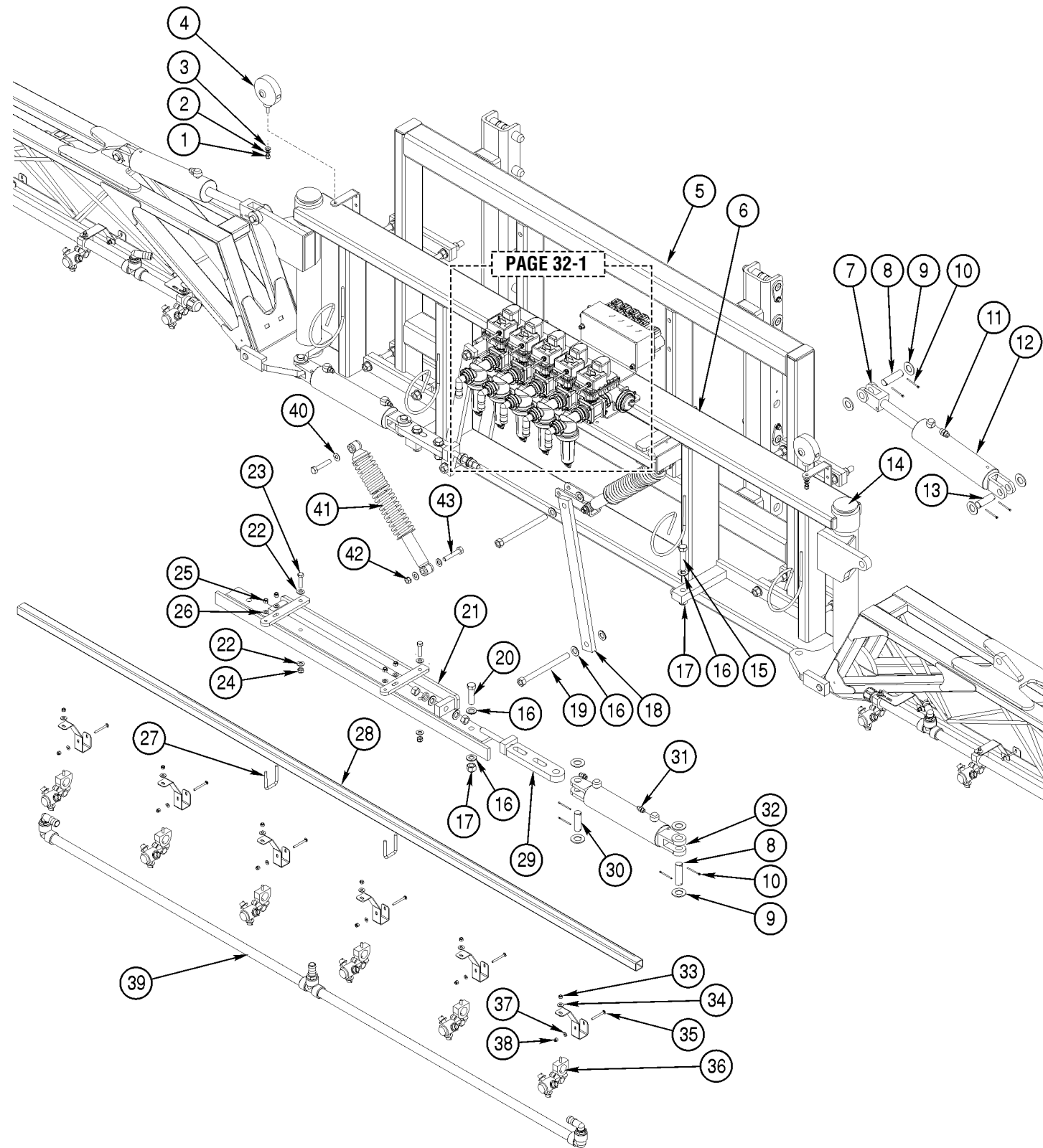


| Item | Part Number | Qty | Description | Size | Comments |
|------|-------------|-----|------------------------------|------|----------|
| 1 | 900002815 | 2 | Bolt, Hex 3/8-16 X 1" G5 ZP | | |
| 2 | 902201090 | 2 | Washer, Lock 3/8 ZP | | |
| 3 | 900002610 | 4 | Bolt, Hex 5/16-18 X 1" G5 ZP | | |
| 4 | 902003195 | 8 | Washer, Flat 5/16 ZP | | |
| 5 | 690001533 | 1 | Bracket, Radar | | |
| 6 | 611000074 | 1 | Radar Unit | | |
| 7 | 902201095 | 4 | Washer, Lock 5/16" | | |
| 8 | 901000715 | 4 | Nut, Nylock 5/16-18 | | |
| | | | | | |
| | | | | | |
| | | | | | |

Station 4 Back Rack • AS710, AS1010 & AS1210

BACK RACK • AS710, AS1010 & AS1210 • BACK RACK • AS710, AS1010 & AS1210 • BACK RACK • AS710, AS1010 & AS1210 • BACK RACK • AS710, AS1010 & AS1210 • BACK RACK • AS710, AS1010 & AS1210 • BACK RACK • AS710, AS1010 & AS1210 • BACK RACK • AS710, AS1010 & AS1210

Back Rack
AS710, AS1010 & AS1210
Outboard View

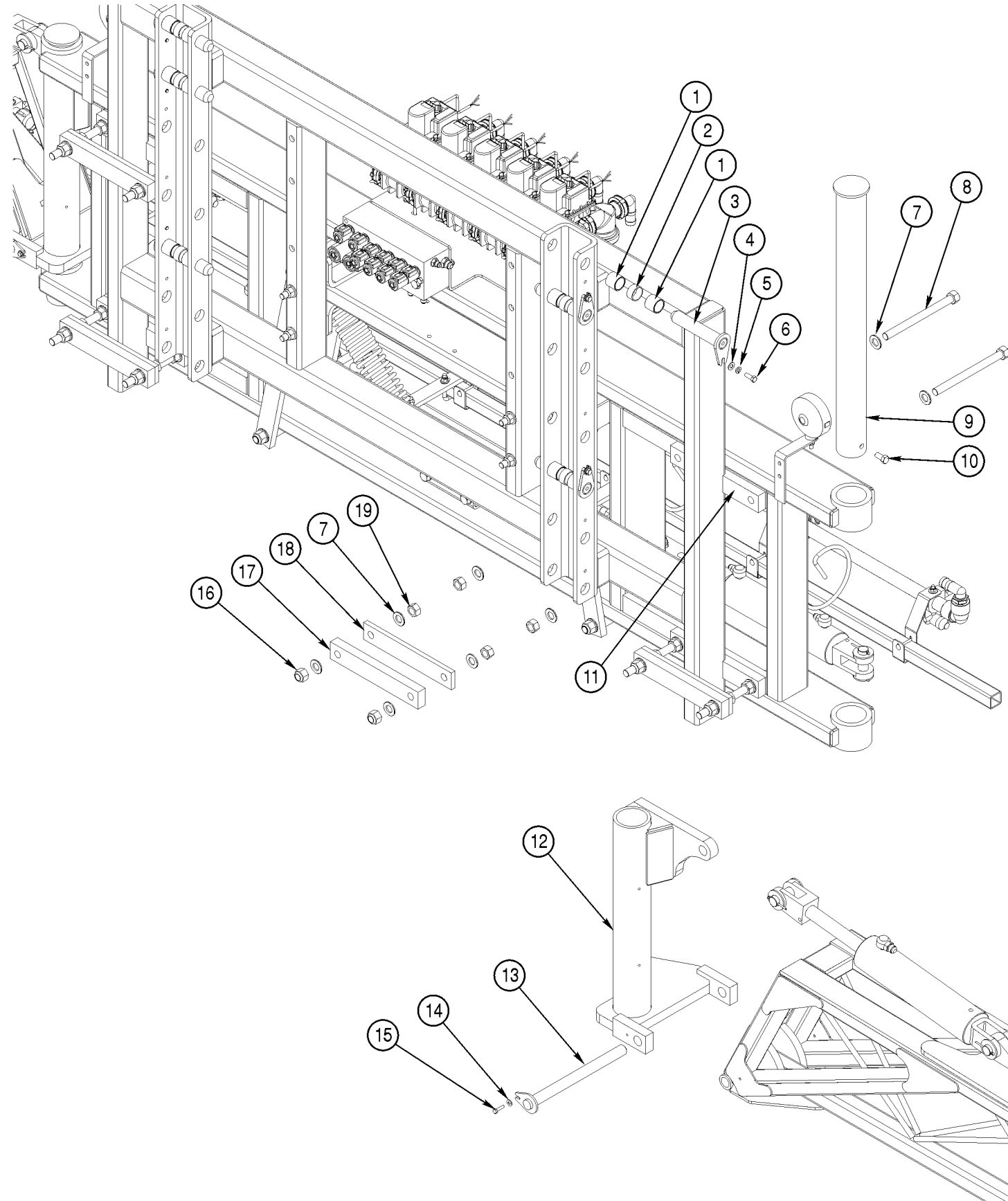


| Item | Part Number | Qty | Description | Size | Comments |
|------|--------------|-----|--|------|--------------------------------|
| 1 | 901003020 | 2 | Nut, Nylock 3/8-16 ZP | | |
| 2 | 902201090 | 2 | Washer, Lock 3/8 ZP | | |
| 3 | 902003045 | 2 | Washer, Flat 3/8 ZP | | |
| 4 | 710000000 | 2 | Lamp Amber/Amber Double Face | | |
| 5 | 600901016 | 1 | Frame, Rear Center Section | | |
| 6 | 600901015 | 1 | Boom, Center Section | | |
| 7 | 600901523 | 2 | Clevis, 3 x 10 Cylinder | | |
| 8 | 600901520 | 4 | Pin, Cylinder 1' x 3 1/2" Rod End | | |
| 9 | 902003080 | 16 | Washer, Flat 1 | | |
| 10 | 600901521 | 16 | Pin, Cotter | | |
| 11 | 800302445 | 2 | Fitting, 8 FLM X 8 ORM | | |
| 12 | 600901509 | 2 | Cylinder, 3 X 10 Boom Tilt Single Acting | | Seal kit part number 600901515 |
| 13 | 600901519 | 4 | Pin, Cylinder 1' x 3" Barrel End | | |
| 14 | 600901010 | 2 | Pin, Boom Pivot | | |
| 15 | 900004004 | 2 | Bolt, HHCS 3/4-10 X 3 1/2 G5 ZP | | |
| 16 | 902003001 | 24 | Washer, Flat 3/4 SAE | | |
| 17 | 901003074 | 4 | Nut, Nylock 3/4-10 ZP | | |
| 18 | 600901122 | 4 | Link, Backrack Four Bar | | |
| 19 | 600901123 | 12 | Bolt, 3/4-10 Full Thread 9 1/4 Long | | |
| 20 | 900004010 | 2 | Bolt, HHCS 3/4-10 X 2 3/4 G5 TAPP | | |
| 21 | 600901311 | 1 | Bar, Welded Center Rack | | |
| 22 | 900003270 | 2 | Bolt, HHCS 1/2-13 X 2 G5 ZP | | |
| 23 | 902003210 | 2 | Washer, Flat 1/2 ZP | | |
| 24 | 901003040 | 2 | Nut, Nylock 1/2-13 ZP | | |
| 25 | 901003020 | 2 | Nut, Nylock 3/8-16 ZP | | |
| 26 | 902003200 | 4 | Washer, Flat 3/8 ZP | | |
| 27 | 600901007 | 2 | U-Bolt, Rear Spray Bar | | |
| 28 | 600901005 | 1 | Rear Spray Bar Tube | | |
| 29 | 600901091 | 2 | Adjuster Clevis, Boom | | |
| 30 | 600901519 | 4 | Pin, Cylinder 1' x 3" Barrel End | | |
| 31 | 800303022 | 4 | Fitting, 6 FLM X 6 ORM | | |
| 32 | 600901510 | 2 | Cylinder, 3 X 10 Boom Fold Double Acting | | Seal kit part number 600901515 |
| 33 | 901003011 | A/R | Nut, Nylock 5/16-18 SS | | |
| 34 | 902003041 | A/R | Washer, Flat 5/16 SS | | |
| 35A | 900031812 | A/R | Bolt, Carriage 1/4-20 x 2 1/4 Stainless S. | | Used with 1" Brackets |
| 35B | 900031811 | A/R | Bolt, Carriage 1/4-20 x 2 3/4 Stainless S. | | Used with 2" Brackets |
| 36 | 610000151 | A/R | Nozzle Body, Triple 3 Outlet | | |
| 37 | 902003030 | A/R | Washer, Flat 1/4 Stainless Steel | | |
| 38 | 901003001 | A/R | Nut, Nylock 1/4-20 Stainless Steel | | |
| 39 | See Plumbing | 1 | Center Spray bar changes with boom config | | |
| 40 | 902201126 | 8 | Washer, Flat 9/16 ZP | | |
| 41 | 600901251 | 2 | Shock, Boom Center Section | | |
| 42 | 901000003 | 4 | Nut, Nylock 9/16-12 ZP | | |
| 43 | 900004011 | 4 | Bolt, HHCS 9/16-12 X 3 G5 ZP | | |

Station 4 Back Rack • AS710, AS1010 & AS1210

BACK RACK • AS710, AS1010 & AS1210 • BACK RACK • AS710, AS1010 & AS1210 • BACK RACK • AS710, AS1010 & AS1210 • BACK RACK • AS710, AS1010 & AS1210 • BACK RACK • AS710, AS1010 & AS1210 • BACK RACK • AS710, AS1010 & AS1210 • BACK RACK • AS710, AS1010 & AS1210

Inboard View

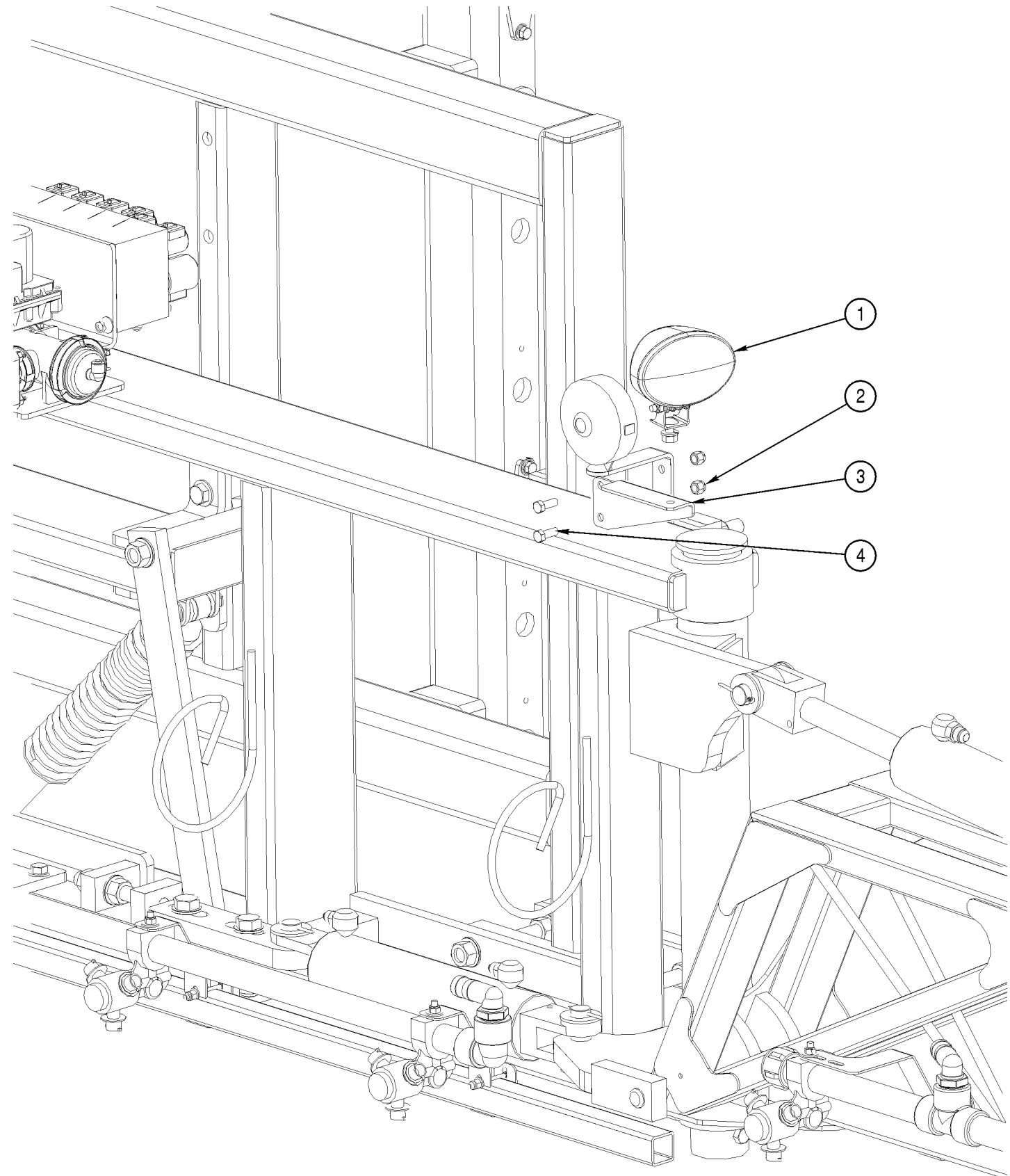


| Item | Part Number | Qty | Description | Size | Comments |
|------|-------------|-----|-------------------------------------|------|----------|
| 1 | 601000040 | 24 | Bushing, Bronze | | |
| 2 | 601000041 | 10 | Bushing Spacer, Parallel Arms | | |
| 3 | 601000050 | 12 | Flag Pin Backrack | | |
| 4 | 902003200 | 12 | Washer, Flat 3/8 | | |
| 5 | 902201090 | 12 | Washer, Lock 3/8-16 | | |
| 6 | 900002835 | 12 | Bolt, Hex 3/8-16 x 1 1/2 | | |
| 7 | 902003001 | 36 | Washer, Flat 3/4 SAE | | |
| 8 | 600901123 | 8 | Bolt, 3/4-10 Full Thread 9 1/4 Long | | |
| 9 | 600901010 | 2 | Pin Pivot, Main Boom Hinge | | |
| 10 | 900003225 | 2 | Bolt, HHCS 1/2-13 X 1 G5 ZP | | |
| 11 | 600901031 | 4 | Wear Pad, Nylon 1" Thick | | |
| 12A | 600901093 | 1 | Tube, Pivot RH | | |
| 12B | 600901092 | 1 | Tube, Pivot LH | | |
| 13 | 600901124 | 2 | Pin, Flag Inner Boom Pivot | | |
| 14 | 902003035 | 2 | Washer, Flat 1/4 ZP | | |
| 15 | 900002405 | 2 | Bolt, HHCS 1/4-20 X 1 G5 ZP | | |
| 16 | 901003074 | 8 | Nut, Nylock 3/4-10 ZP | | |
| 17 | 600901030 | 4 | Mount Plate, Steel 1" Thick | | |
| 18 | 600901020 | 4 | Wear Pad, Nylon 1/2" Thick | | |
| 19 | 901000779 | 16 | Nut, Hex 3/4-10 ZP | | |

Station 4 Back Rack Lighting Option • AS710, AS1010 & AS1210

BACK RACK LIGHTING OPTION · AS710, AS1010 & AS1210 · BACK RACK LIGHTING OPTION · AS710, AS1010 & AS1210 · BACK RACK LIGHTING OPTION · AS710, AS1010 & AS1210 · BACK RACK LIGHTING OPTION · AS710, AS1010 & AS1210 · BACK RACK LIGHTING OPTION

Back Rack Lighting Option

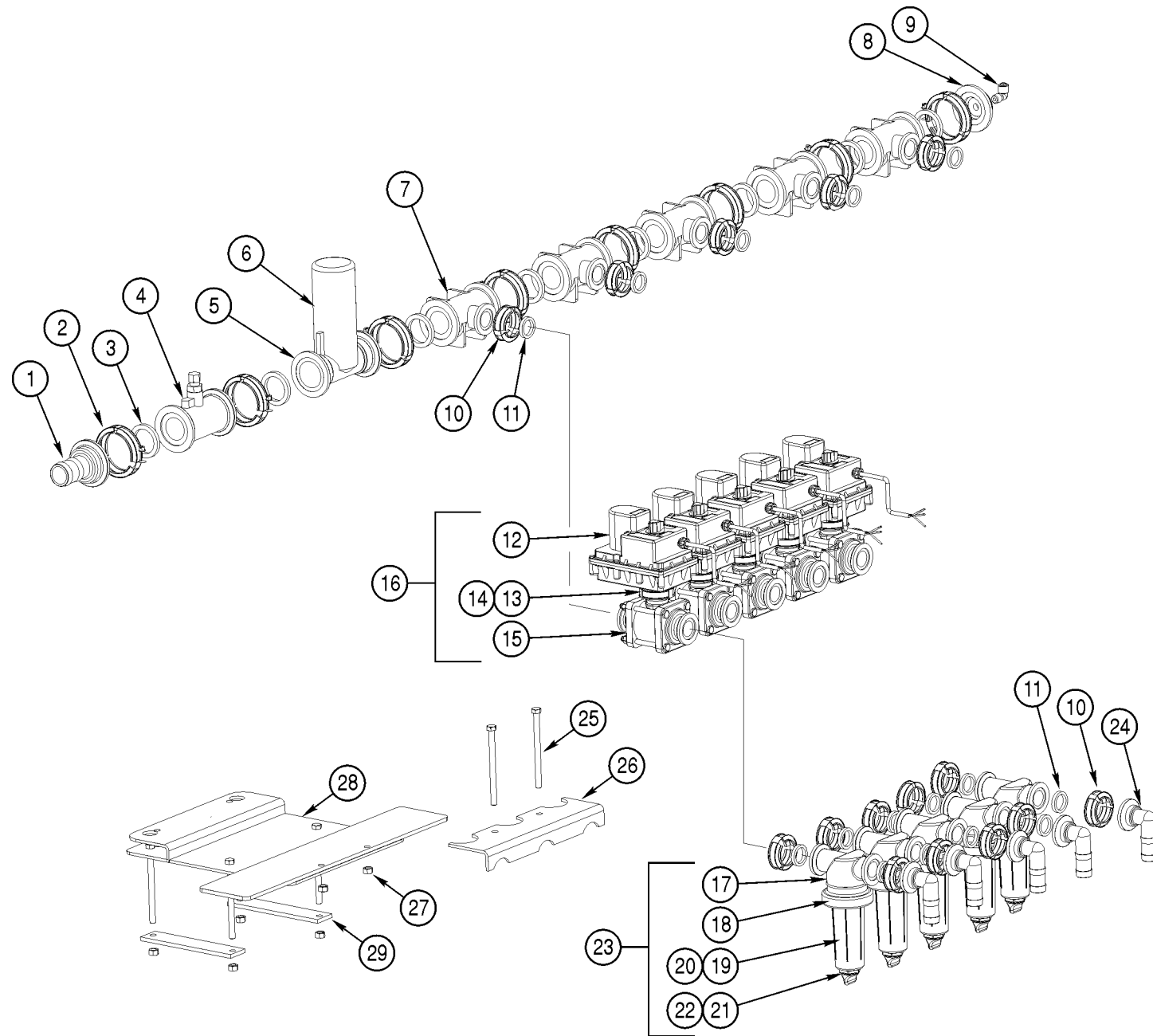


| Item | Part Number | Qty | Description | Size | Comments |
|------|-------------|-----|----------------------------------|------|----------|
| 1 | 710000406 | 2 | Light, Single Beam | | |
| 2 | 901003020 | 4 | Nut, Nylock 3/8-16 ZP | | |
| 3 | 400000720 | 2 | Bracket, Optional Backrack Light | | |
| 4 | 900002815 | 4 | Bolt, HHCS 3/8-16 X 1 G5 ZP | | |
| | | | | | |
| | | | | | |
| | | | | | |
| | | | | | |
| | | | | | |

Station 4 5 Section Boom Valve Block • AS710, AS1010 & AS1210

5 SECTION BOOM VALVE BLOCK • AS710, AS1010 & AS1210 • 5 SECTION BOOM VALVE BLOCK • AS710, AS1010 & AS1210 • 5 SECTION BOOM VALVE BLOCK • AS710, AS1010 & AS1210 • 5 SECTION BOOM VALVE BLOCK • AS710, AS1010 & AS1210 • 5 SECTION BOOM VALVE BLOCK

Boom Valve Block
5 Section
Boom Valve Assembly

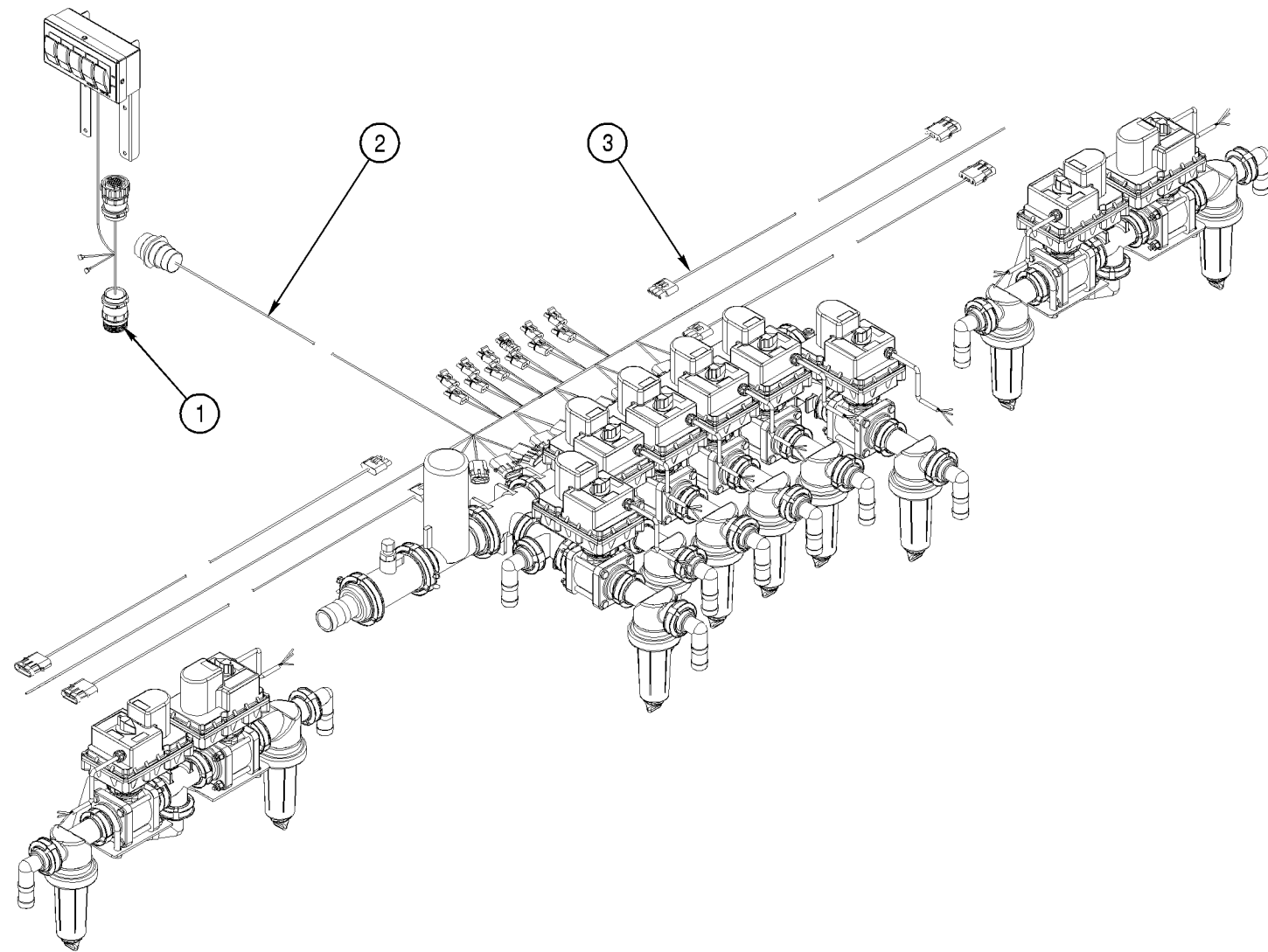


| Item | Part Number | Qty | Description | Size | Comments |
|------|-------------|-----|--|------|--|
| 1 | 640100018 | 1 | Fitting, Banjo 2" flange 1 1/2 hose | | |
| 2 | 640100013 | 8 | Clamp, 1 1/2" Banjo | | |
| 3 | 640100014 | 8 | Gasket, Banjo clamp 2" std port | | |
| 4 | 611000052 | 1 | Flow Meter with sensor | | High Flow, Flow Meter 2" 611000072 |
| 5 | 611000063 | 1 | Cover, Servo Valve | | |
| 6 | 611000053 | 1 | Servo Valve | | High Flow Control Valve 2" SS 611000071 |
| 7 | 640100083 | 5 | Flange Tee, Banjo 2" std X 2" std X 1" std | | |
| 8 | 640100038 | 1 | Plug, Access Banjo 2 X 1/4" NPT | | |
| 9 | 640020000 | 1 | Fitting, 1/4" Popit 90 Deg Pressure | | |
| 10 | 640100015 | 15 | Clamp, Banjo | | |
| 11 | 640100016 | 15 | Gasket, Banjo clamp | | |
| 12 | 660000361 | 1 | Electric Motor, Banjo Valve | | Top half of 660000360 |
| 13 | 660000364 | 1 | O-ring, Banjo between motor & valve | | O-ring for 660000360 |
| 14 | 640100015 | 1 | Clamp, Banjo 1" | | Clamp on 660000360 |
| 15 | 660000362 | 1 | Ball Valve, Banjo | | Bottom half of 660000360 |
| 16 | 660000360 | 5 | Valve Assembly, Banjo | | Used after 5-25-03 |
| 17 | 640100107 | 1 | Head, Banjo Strainer 1" | | Head for 640100057 |
| 18 | 640100102 | 1 | O-ring, Banjo Strainer | | Large O-ring for 640100057 (body & bowl) |
| 19 | 640003021 | 1 | Element, Banjo Strainer 1" | | Flanged style, Element 50 Mesh |
| 20 | 640100103 | 1 | Bowl Strainer, Banjo | | Bowl includes drain plug & small o-ring |
| 21 | 640100104 | 1 | O-ring, Banjo Strainer plug | | Small o-ring for 640100057 (bowl & plug) |
| 22 | 640100105 | 1 | Plug, Banjo Strainer | | Plug for 640100057 |
| 23 | 640100057 | 5 | Strainer Assembly 1" | | |
| 24 | 640100023 | 5 | Fitting, Banjo 1"HB x 1" flange 90 1 | | |
| 25 | 900000490 | 6 | Bolt, 3/8-16 X 5 | | |
| 26 | 690001503 | 1 | Bracket, Boom Valve clamping flange | | |
| 27 | 901100725 | 6 | Nut, 3/8-16 G5 ZP | | |
| 28 | 690001502 | 1 | Bracket, Boom Valve | | |
| 29 | 100400356 | 2 | Plate Backing, Boom Valve | | |

Station 4 10 Section Boom Valve Block • AS710, AS1010 & AS1210

10 SECTION BOOM VALVE BLOCK • AS710, AS1010 & AS1210 · 10 SECTION BOOM VALVE BLOCK · AS710, AS1010 & AS1210 · 10 SECTION BOOM VALVE BLOCK · AS710, AS1010 & AS1210 · 10 SECTION BOOM VALVE BLOCK · AS710, AS1010 & AS1210 · 10 SECTION BOOM VALVE BLOCK

10 Section Boom Valve Block
Electrical Layout

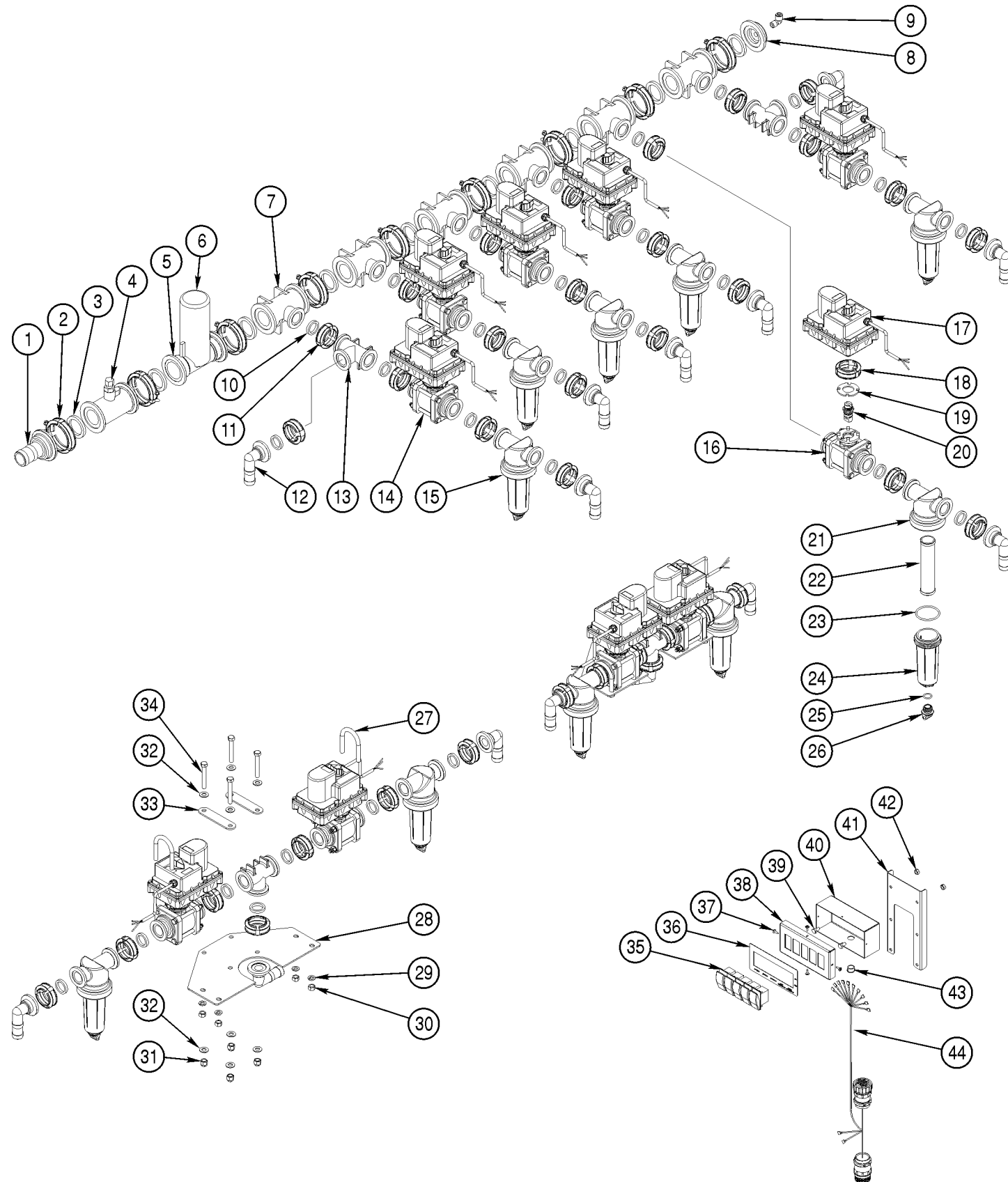


| Item | Part Number | Qty | Description | Size | Comments |
|------|-------------|-----|--------------------------------|------|----------|
| 1 | 70000474 | 1 | Harness, 10 Section Switch Box | | |
| 2 | 70000468 | 1 | Harness, Boom '08 | | |
| 3 | 70000472 | 4 | Harness, Boom Valve Extension | | |
| | | | | | |
| | | | | | |
| | | | | | |
| | | | | | |
| | | | | | |
| | | | | | |

Station 4 10 Section Boom Valve Block • AS710, AS1010 & AS1210

10 SECTION BOOM VALVE BLOCK • AS710, AS1010 & AS1210 · 10 SECTION BOOM VALVE BLOCK · AS710, AS1010 & AS1210 · 10 SECTION BOOM VALVE BLOCK · AS710, AS1010 & AS1210 · 10 SECTION BOOM VALVE BLOCK · AS710, AS1010 & AS1210 · 10 SECTION BOOM VALVE BLOCK

Boom Valve Assembly

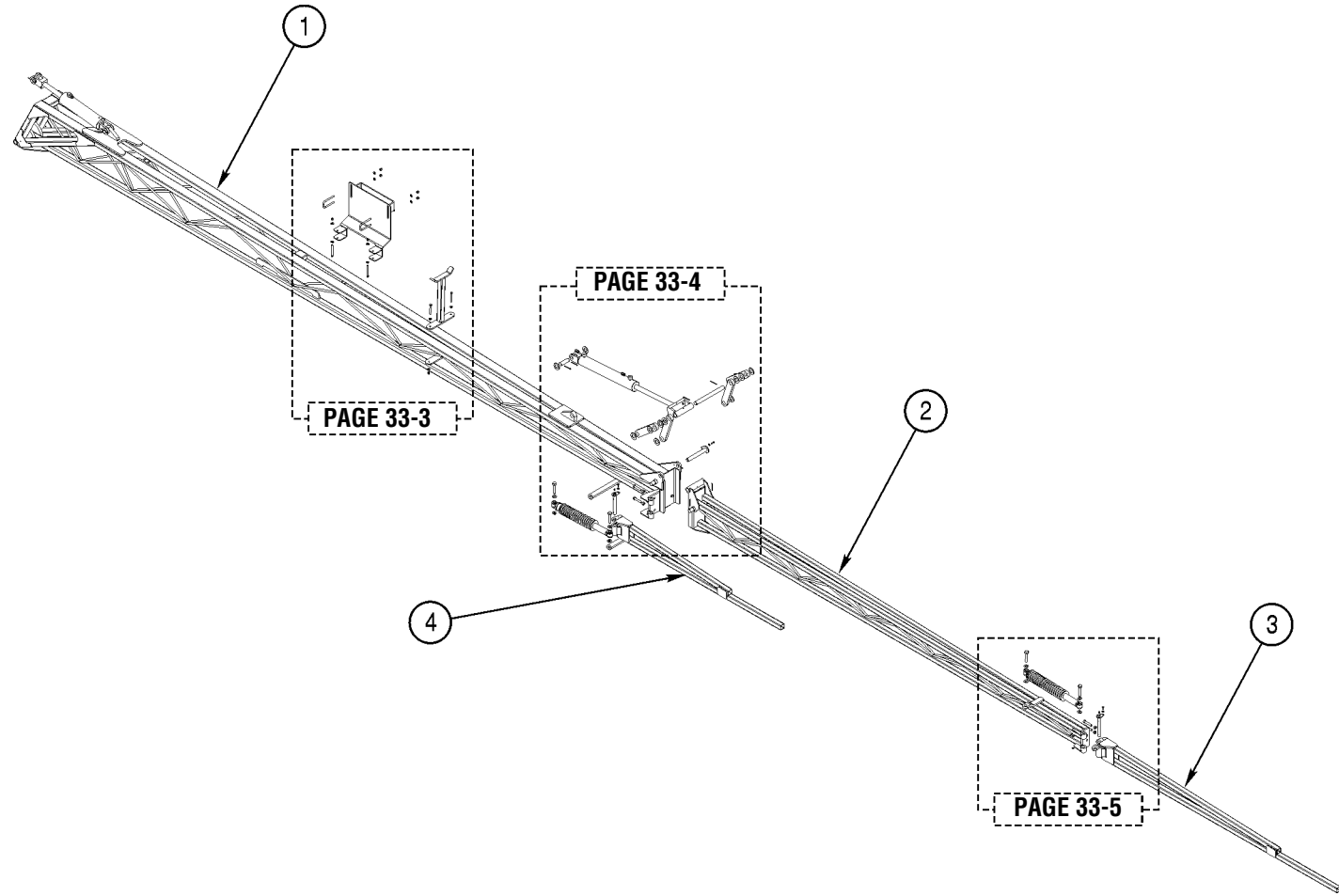


| Item | Part Number | Qty | Description | Size | Comments |
|------|-------------|-----|--|------|---|
| 1 | 640100018 | 1 | Fitting, Banjo 2" Flange 1 1/2 Hose Barb | | |
| 2 | 640100013 | 9 | Clamp, 2" Standard Port Banjo | | |
| 3 | 640100014 | 9 | Gasket, Banjo clamp 2" std port | | |
| 4 | 611000052 | 1 | Flow Meter with sensor | | High Flow, Flow Meter 2" P/N 611000072 |
| 5 | 611000053 | 1 | Servo Valve | | High Flow Control Valve 2" SS P/N 611000071 |
| 6 | 611000063 | 1 | Cover, Servo Valve | | |
| 7 | 640100083 | 6 | Flange Tee, Banjo 2" std x 2" std x 1" std | | |
| 8 | 640100038 | 1 | Plug, Access Banjo 2 x 1/4" NPT | | |
| 9 | 640020000 | 1 | Fitting, 1/4" Popit 90 DEG Pressure | | |
| 10 | 640100016 | 36 | Gasket, Banjo Clamp | | |
| 11 | 640100015 | 36 | Clamp, Banjo 1 | | |
| 12 | 640100023 | 14 | Fitting, Banjo 1" HB x 1" flange 90 | | |
| 13 | 640100024 | 4 | Fitting, Banjo 1" Tee | | |
| 14 | 660000360 | 10 | Valve Assembly, Banjo | | |
| 15 | 640100057 | 10 | Strainer Assembly 1" | | |
| 16 | 660000362 | 10 | Ball Valve, Banjo | | Bottom half of 660000360 |
| 17 | 660000361 | 10 | Electric Motor, Banjo Valve | | Top half of 660000360 |
| 18 | 640100015 | 10 | Clamp, Banjo 1" | | Clamp on 660000360 |
| 19 | 660000364 | 10 | O-ring, Banjo between motor & valve | | O-ring for 660000360 |
| 20 | 660000363 | 10 | Stem, Load Banjo electric valve | | Stem for 660000360 |
| 21 | 640100107 | 10 | Head, Banjo Strainer 1" | | Head for 640100057 |
| 22 | 640003021 | 10 | Element, Banjo Strainer 1" | | Flanged style, Element 50 Mesh |
| 23 | 640100102 | 10 | O-ring, Banjo Strainer | | Large O-ring for 640100057 (body & bowl) |
| 24 | 640100103 | 10 | Bowl Strainer, Banjo | | Included with #16 |
| 25 | 640100104 | 10 | O ring, Banjo Strainer Plug | | Included with #16 |
| 26 | 640100105 | 10 | Plug, Banjo 1" Strainer | | Included with #16 |
| 27 | 640100080 | 4 | U-bolt, Banjo 1" | | |
| 28 | 600000172 | 2 | Bracket, 2 Section Boom Valve | | |
| 29 | 902201090 | 8 | Washer, Lock 3/8 | | |
| 30 | 901000930 | 8 | Nut, Hex 3/8-16 ZP | | |
| 31 | 901003020 | 8 | Nut, Nylock 3/8-16 ZP | | |
| 32 | 902003200 | 16 | Washer, Flat 3/8 ZP | | |
| 33 | 600000173 | 4 | Bracket, Clamp Plate 2 Section | | |
| 34 | 900002855 | 8 | Bolt, HHCS 3/8-16 X 2 1/2 G5 ZP | | |
| 35 | 700300066 | 5 | Switch, Remote Product Pump | | |
| 36 | 700000476 | 1 | Decal, 10 Boom Switch Box | | |
| 37 | 900100001 | 4 | Screw, #6-32 X 1/2 | | |
| 38 | NSS | 1 | Face Plate, Switch Box | | Included with item #43 |
| 39 | 900002396 | 2 | Bolt, HHCS 1/4-20 X 1/2 G5 ZP | | |
| 40 | 700000470 | 1 | Switch Box, 10 Boom Section | | |
| 41 | NSS | 1 | Mount Bracket, Switch Box | | Included with item #43 |
| 42 | 901000500 | 2 | Nut, Hex 1/4-20 ZP | | |
| 43 | 700000477 | 1 | Grommet, Boom Switch Box | | |
| 44 | 700000474 | 1 | Harness, 10 Section Switch Box | | |

Station 4 Boom Wing Assembly • AS710, AS1010 & AS1210

BOOM WING ASSEMBLY • AS710, AS1010 & AS1210 • BOOM WING ASSEMBLY • AS710, AS1010 & AS1210 • BOOM WING ASSEMBLY • AS710, AS1010 & AS1210 • BOOM WING ASSEMBLY • AS710, AS1010 & AS1210 • BOOM WING ASSEMBLY • AS710, AS1010 & AS1210 • BOOM WING ASSEMBLY • AS710, AS1010 & AS1210

Boom Wing Assembly
AS710, AS1010 & AS1210

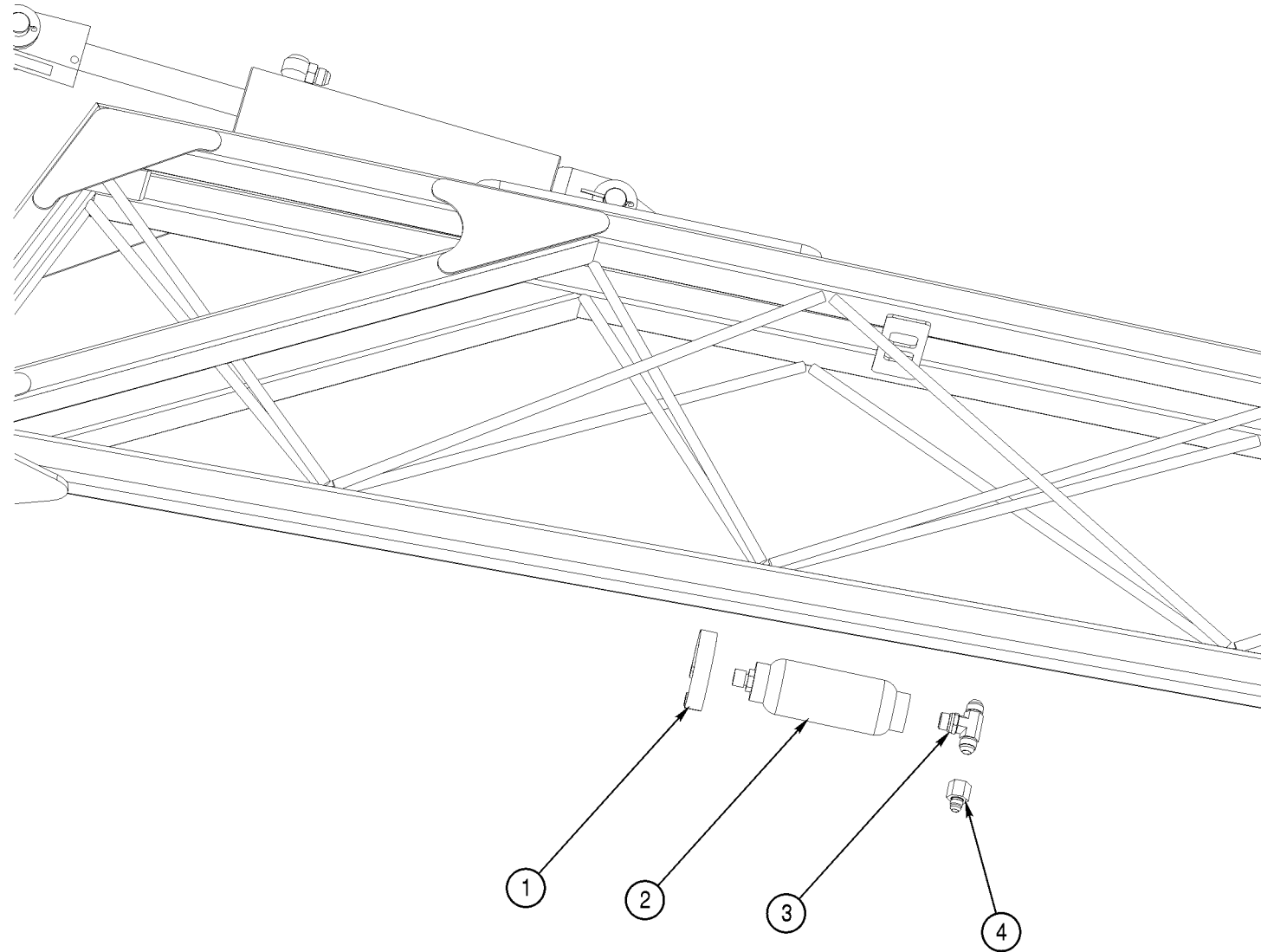


| Item | Part Number | Qty | Description | Size | Comments |
|------|-------------|-----|--|------|---|
| 1A | 600901233 | 1 | Inner Boom, Right Hand, 2" Bottom Tube | | 60', 80', 90', 60/80 & 60/90 Booms |
| 1B | 600901234 | 1 | Inner Boom, Left Hand, 2" Bottom Tube | | 60', 80', 90', 60/80 & 60/90 Booms |
| 1C | 600901236 | 1 | Inner Boom, Left & Right, 2" Bottom Tube | | 100' Booms |
| 2A | 600901235 | 1 | Intermediate Boom, Right Hand | | 80' & 60/80 Booms |
| 2B | 600901238 | 1 | Intermediate Boom, Left Hand | | 80' & 60/80 Booms |
| 2C | 600901239 | 1 | Intermediate Boom, Right Hand | | 90' & 60/90 Booms |
| 2D | 600901246 | 1 | Intermediate Boom, Left Hand | | 90' & 60/90 Booms |
| 2E | 600901247 | 1 | Intermediate Boom, Right Hand | | 100' Booms |
| 2F | 600901248 | 1 | Intermediate Boom, Left Hand | | 100' Booms |
| 3A | 600901184 | 1 | Outer Breakaway, Right Hand | | 100' Booms, Also used as Inner Breakaway on 66/90 Booms |
| 3B | 600901183 | 1 | Outer Breakaway, Left Hand | | 100' Booms, Also used as Inner Breakaway on 66/90 Booms |
| 3C | 600901370 | 1 | Outer Breakaway, Right Hand | | 80', 90', 60/80 & 60/90 Booms |
| 3D | 600901371 | 1 | Outer Breakaway, Left Hand | | 80', 90', 60/80 & 60/90 Booms |
| 4A | 600901373 | 1 | Breakaway, Right Hand 60' Section | | 60', 60/80 & 60/90 Booms |
| 4B | 600901372 | 1 | Breakaway, Left Hand 60' Section | | 60', 60/80 & 60/90 Booms |

Station 4 Boom Wing Assembly • AS710, AS1010 & AS1210

BOOM WING ASSEMBLY • AS710, AS1010 & AS1210 • BOOM WING ASSEMBLY • AS710, AS1010 & AS1210 • BOOM WING ASSEMBLY • AS710, AS1010 & AS1210 • BOOM WING ASSEMBLY • AS710, AS1010 & AS1210 • BOOM WING ASSEMBLY • AS710, AS1010 & AS1210 • BOOM WING ASSEMBLY • AS710, AS1010 & AS1210 • BOOM WING ASSEMBLY • AS710, AS1010 & AS1210

Boom Wing Accumulator

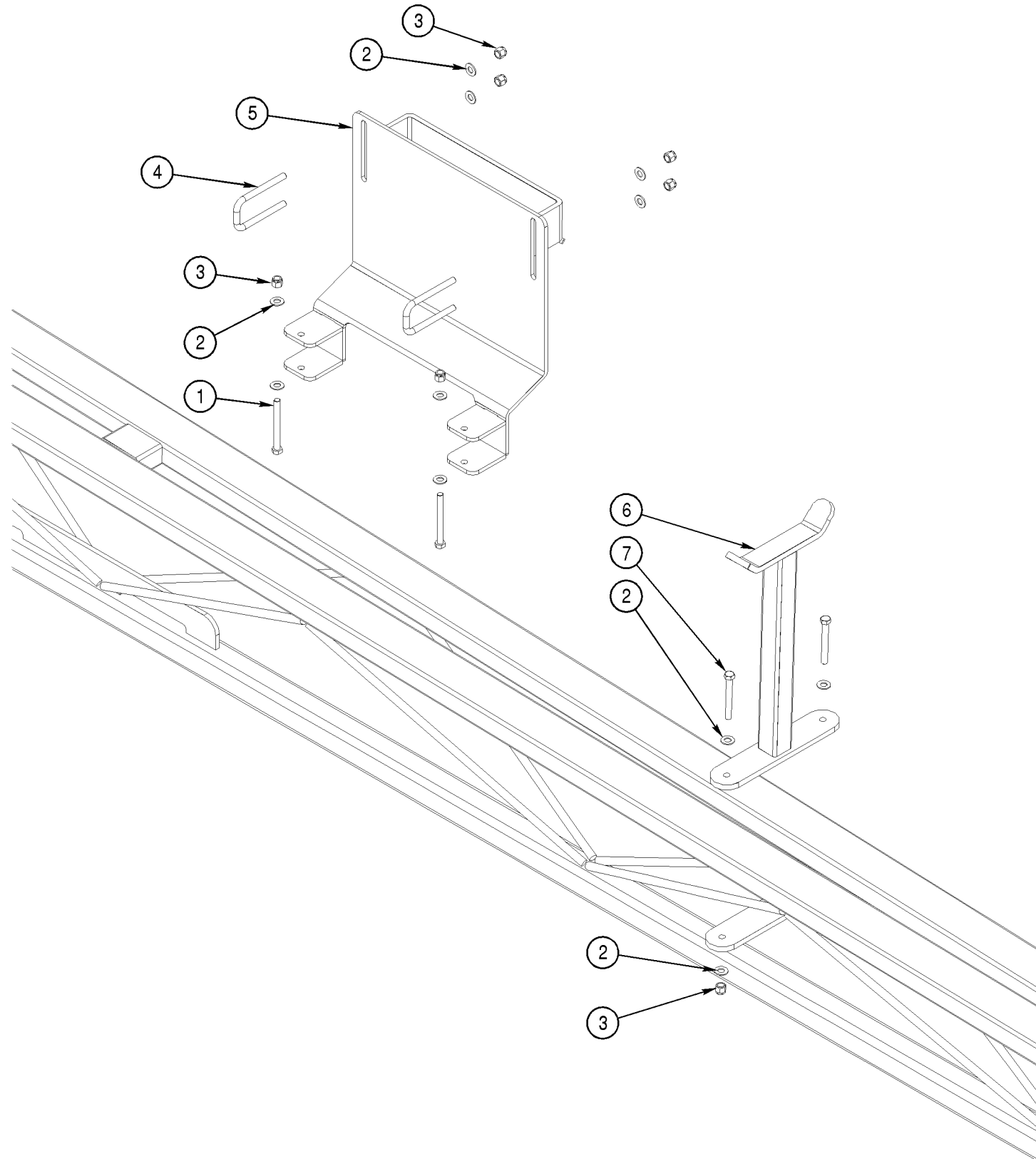


| Item | Part Number | Qty | Description | Size | Comments |
|------|-------------|-----|---------------------------------|------|------------------|
| 1 | 600901522 | 1 | Clamp, Accumulator Boom Wing | | MIKALOR 68-73 W2 |
| 2 | 600901513 | 1 | Accumulator, Boom Wing 20 cubic | | |
| 3 | 800302197 | 1 | Fitting, 8 FLM X 8 ORM X 8 FLM | | |
| 4 | 800302198 | 1 | Fitting, 8 FLX X 6 FLM | | |
| | | | | | |
| | | | | | |
| | | | | | |
| | | | | | |

Station 4 Boom Wing Assembly • AS710, AS1010 & AS1210

BOOM WING ASSEMBLY • AS710, AS1010 & AS1210 • BOOM WING ASSEMBLY • AS710, AS1010 & AS1210 • BOOM WING ASSEMBLY • AS710, AS1010 & AS1210 • BOOM WING ASSEMBLY • AS710, AS1010 & AS1210 • BOOM WING ASSEMBLY • AS710, AS1010 & AS1210 • BOOM WING ASSEMBLY • AS710, AS1010 & AS1210 • BOOM WING ASSEMBLY • AS710, AS1010 & AS1210

Boom Wing Brackets



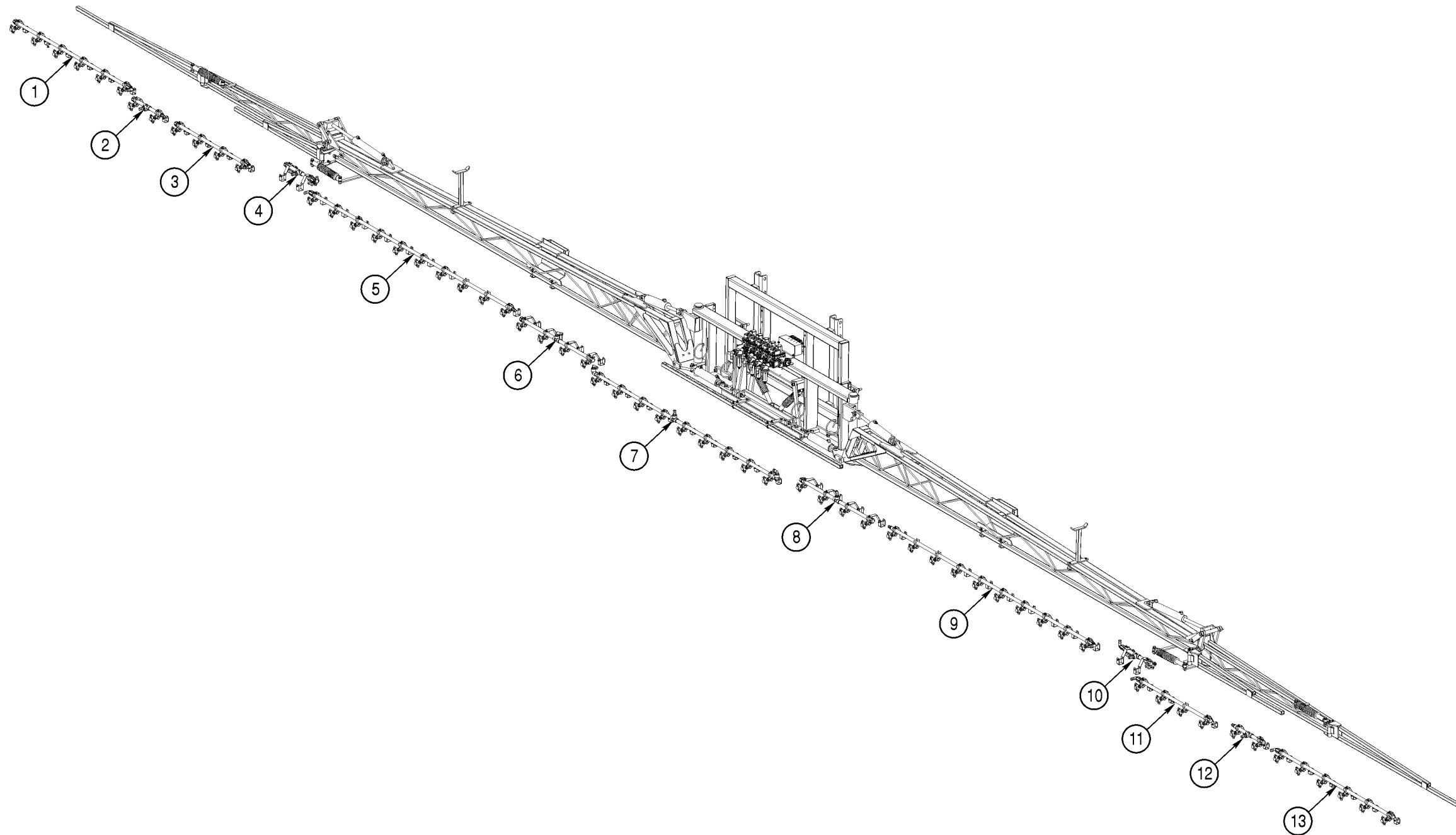
| Item | Part Number | Qty | Description | Size | Comments |
|------|-------------|-----|---------------------------------|------|---|
| 1 | 900002875 | 2 | Bolt, HHCS 3/8-16 X 3 1/2 G5 ZP | | |
| 2 | 902003200 | 12 | Washer, Flat 3/8 ZP | | |
| 3 | 901003020 | 8 | Nut, Nylock 3/8-16 ZP | | |
| 4 | 620000854 | 2 | U - Bolt 3/8-16 X 2 X 4 | | |
| 5 | 600901232 | 1 | Hanger Bracket, Boom | | For all '08 models and Booms with 2" bottom tube only |
| 6 | 600901109 | 1 | Boom Rest, '06 and Newer | | |
| 7 | 900002865 | 2 | Bolt, HHCS 3/8-16 X 3 G5 ZP | | |

Station 4 Boom Plumbing • 5 Section Valve Block

BOOM PLUMBING • 5 SECTION VALVE BLOCK • BOOM PLUMBING • 5 SECTION VALVE BLOCK • BOOM PLUMBING • 5 SECTION VALVE BLOCK • BOOM PLUMBING • 5 SECTION VALVE BLOCK • BOOM PLUMBING • 5 SECTION VALVE BLOCK • BOOM PLUMBING

Boom Plumbing
5 Section Valve Block

60°-80° & Straight 80° Boom (nozzle spacing 15" on center)



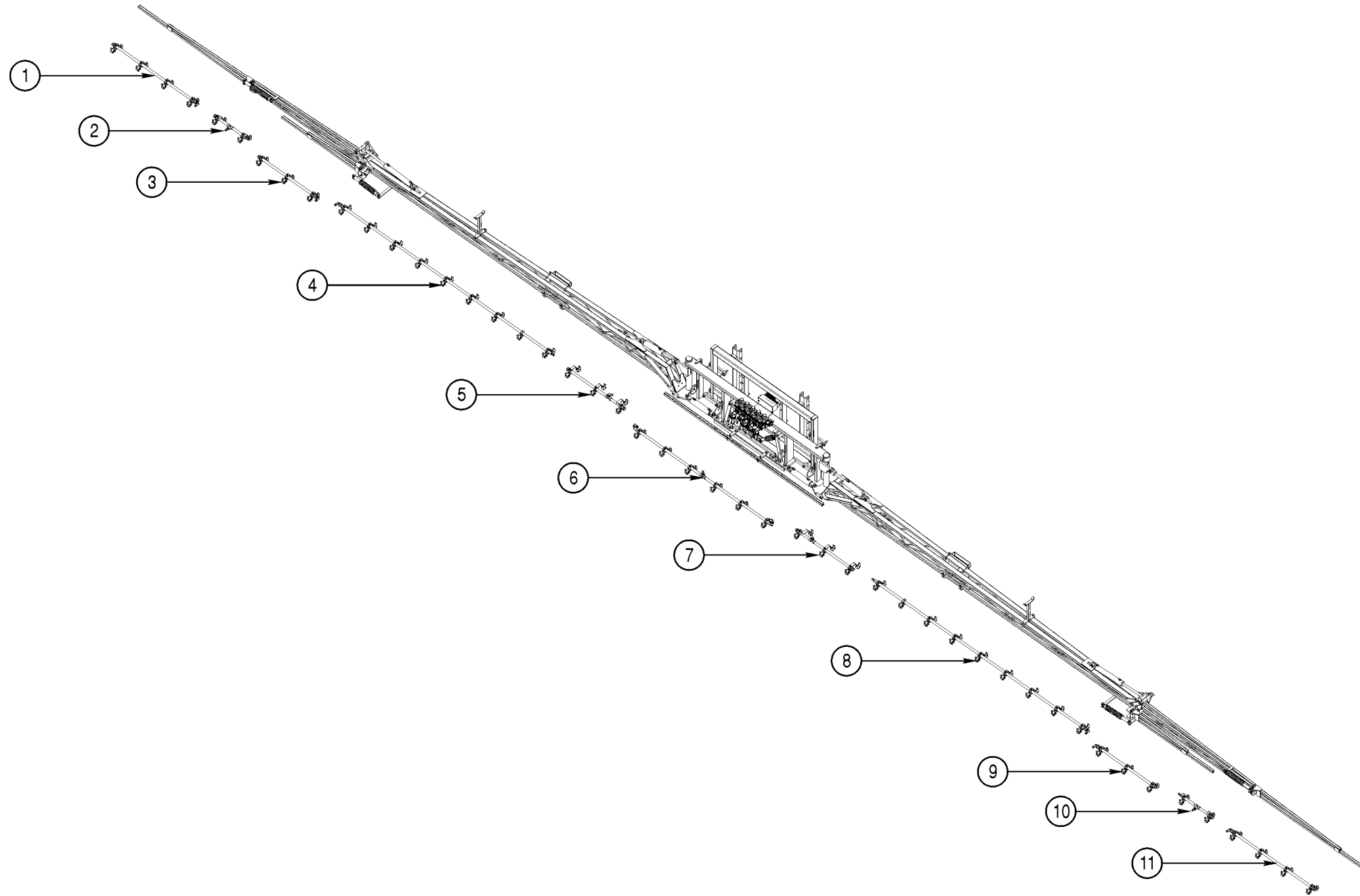
| Item | Part Number | Qty | Description | Size | Comments |
|------|-------------|-----|-----------------------------------|------|---|
| 1 | 690001195 | 1 | Spray Bar, Brkwy 15 RS 75 LNG LH | | Does not include nozzle body brackets & nozzle bodies |
| 2 | 690001197 | 1 | Spray Bar, Inter 15 RS 15 LNG LH | | Does not include nozzle body brackets & nozzle bodies |
| 3 | 690001191 | 1 | Spray Bar, Brkwy 15 RS 45 LNG LH | | Does not include nozzle body brackets & nozzle bodies |
| 4 | 690001189 | 1 | Spray Bar, Inner 15 RS 15 LNG LH | | Does not include nozzle body brackets & nozzle bodies |
| 5 | 690001187 | 1 | Spray Bar, Inner 15 RS 135 LNG LH | | Does not include nozzle body brackets & nozzle bodies |
| 6 | 690001186 | 1 | Spray Bar, Inner 15 RS 45 LNG LH | | Does not include nozzle body brackets & nozzle bodies |
| 7 | 690001752 | 1 | Spray Bar, Center 15 RS 120 LNG | | Does not include nozzle body brackets & nozzle bodies |
| 8 | 690001180 | 1 | Spray Bar, Inner 15 RS 45 LNG RH | | Does not include nozzle body brackets & nozzle bodies |
| 9 | 690001181 | 1 | Spray Bar, Inner 15 RS 135 LNG RH | | Does not include nozzle body brackets & nozzle bodies |

| Item | Part Number | Qty | Description | Size | Comments |
|------|-------------|-----|----------------------------------|------|---|
| 10 | 690001188 | 1 | Spray Bar, Inner 15 RS 15 LNG RH | | Does not include nozzle body brackets & nozzle bodies |
| 11 | 690000190 | 1 | Spray Bar, Brkwy 15 RS 45 LNG RH | | Does not include nozzle body brackets & nozzle bodies |
| 12 | 690001196 | 1 | Spray Bar, Inter 15 RS 15 LNG RH | | Does not include nozzle body brackets & nozzle bodies |
| 13 | 690001194 | 1 | Spray Bar, Brkwy 15 RS 75 LNG RH | | Does not include nozzle body brackets & nozzle bodies |
| | 690001771 | 1 | Boom Plumbing, Assy 60/80 15 RS | | Includes 1 each of Items 1 - 13 |

Station 4 Boom Plumbing • 5 Section Valve Block

BOOM PLUMBING • 5 SECTION VALVE BLOCK • BOOM PLUMBING • 5 SECTION VALVE BLOCK • BOOM PLUMBING • 5 SECTION VALVE BLOCK • BOOM PLUMBING • 5 SECTION VALVE BLOCK • BOOM PLUMBING • 5 SECTION VALVE BLOCK • BOOM PLUMBING

60'-80' & Straight 80' Boom (nozzle spacing 20" on center)



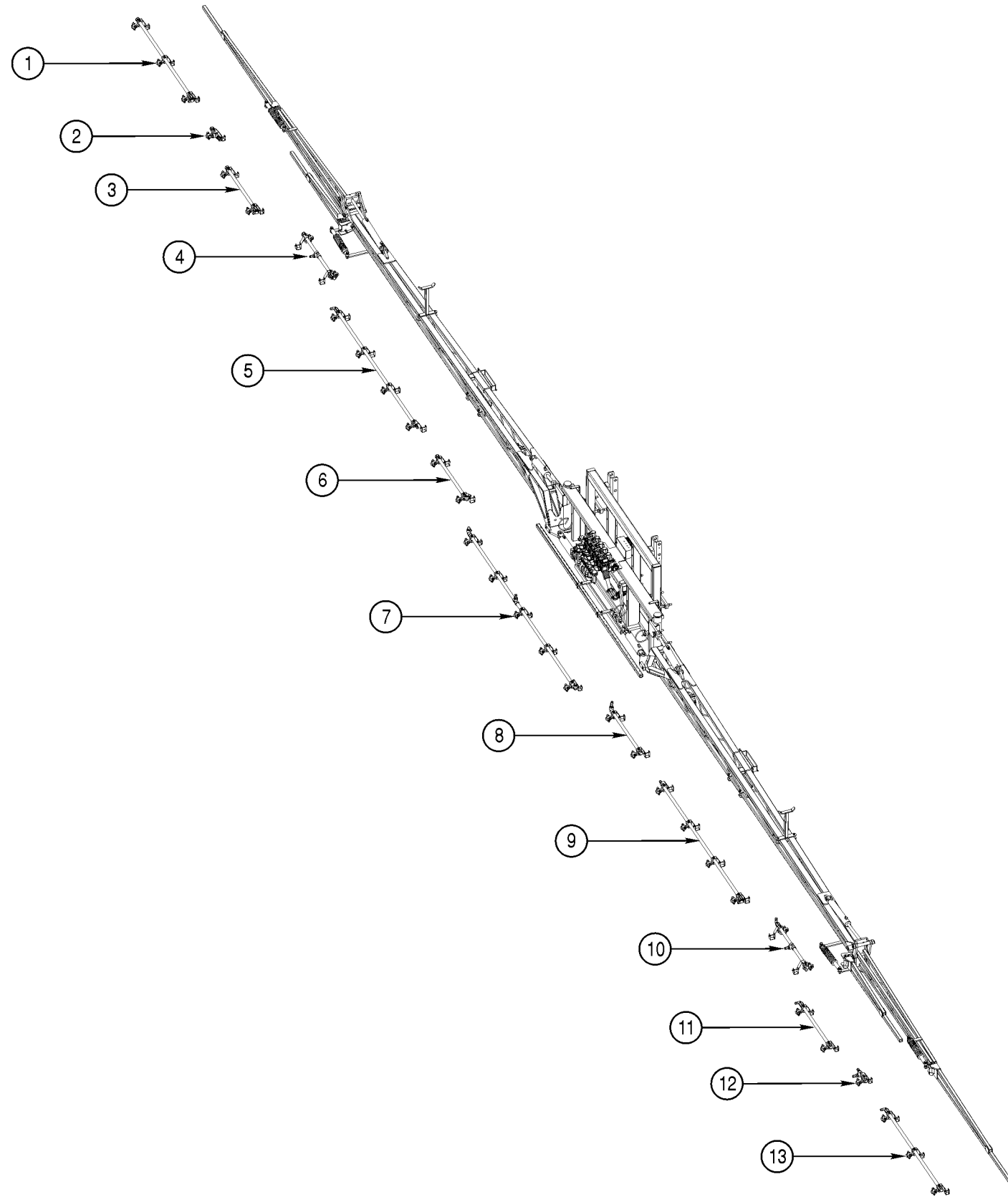
| Item | Part Number | Qty | Description | Size | Comments |
|------|-------------|-----|-----------------------------------|------|---|
| 1 | 690001764 | 1 | Spray Bar, Brkwy 20 RS 60 LNG LH | | Does not include nozzle body brackets & nozzle bodies |
| 2 | 690001766 | 1 | Spray Bar, Inter 20 RS 20 LNG LH | | Does not include nozzle body brackets & nozzle bodies |
| 3 | 690001760 | 1 | Spray Bar, Brkwy 20 RS 40 LNG LH | | Does not include nozzle body brackets & nozzle bodies |
| 4 | 690001758 | 1 | Spray Bar, Inner 20 RS 160 LNG LH | | Does not include nozzle body brackets & nozzle bodies |
| 5 | 690001757 | 1 | Spray Bar, Inner 20 RS 40 LNG LH | | Does not include nozzle body brackets & nozzle bodies |
| 6 | 690001753 | 1 | Spray Bar, Center 20 RS 100 LNG | | Does not include nozzle body brackets & nozzle bodies |
| 7 | 690001755 | 1 | Spray Bar, Inner 20 RS 40 LNG RH | | Does not include nozzle body brackets & nozzle bodies |
| 8 | 690001756 | 1 | Spray Bar, Inner 20 RS 160 LNG RH | | Does not include nozzle body brackets & nozzle bodies |
| 9 | 690001759 | 1 | Spray Bar, Brkwy 20 RS 40 LNG RH | | Does not include nozzle body brackets & nozzle bodies |
| 10 | 690001765 | 1 | Spray Bar, Inter 20 RS 20 LNG RH | | Does not include nozzle body brackets & nozzle bodies |

| Item | Part Number | Qty | Description | Size | Comments |
|------|-------------|-----|----------------------------------|------|--|
| 11 | 690001763 | 1 | Spray Bar, Brkwy 20 RS 60 LNG RH | | Does not include nozzle body brackets & nozzle bodies Includes 1 each of Items 1 - 11 |
| | 690001768 | 1 | Boom Plumbing, Assy 60/80 20 RS | | |

Station 4 Boom Plumbing • 5 Section Valve Block

BOOM PLUMBING • 5 SECTION VALVE BLOCK • BOOM PLUMBING • 5 SECTION VALVE BLOCK • BOOM PLUMBING • 5 SECTION VALVE BLOCK • BOOM PLUMBING • 5 SECTION VALVE BLOCK • BOOM PLUMBING • 5 SECTION VALVE BLOCK • BOOM PLUMBING

60°-80° & Straight 80° Boom (nozzle spacing 30" on center)

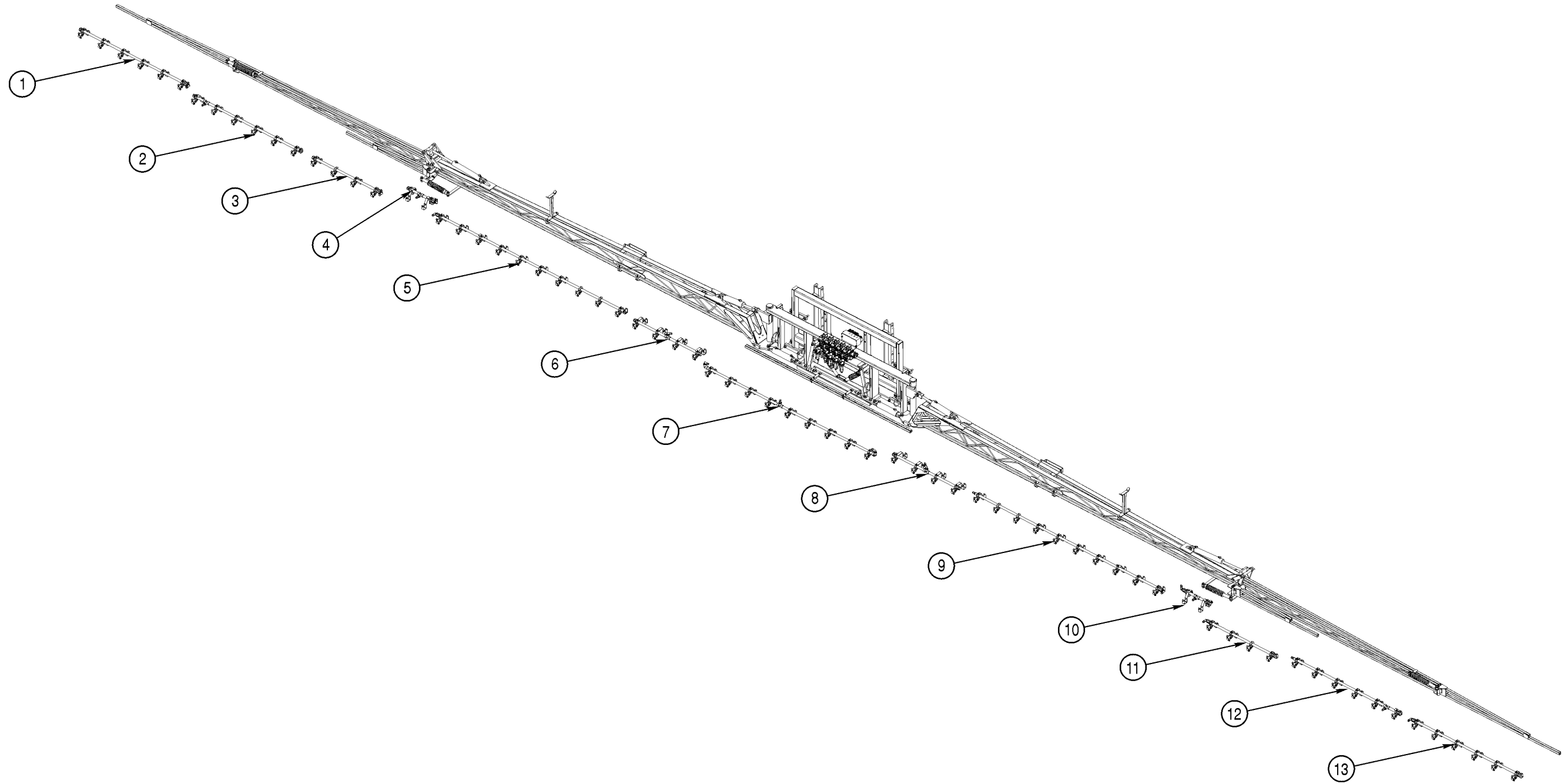


| Item | Part Number | Qty | Description | Size | Comments |
|------|-------------|-----|------------------------------------|------|---|
| 1 | 690001213 | 1 | Spray Bar, Brkwy 30 RS 60 LNG LH | | Does not include nozzle body brackets & nozzle bodies |
| 2 | 690001215 | 1 | Spray Bar, Inter 30 RS 1 Nozzle LH | | Does not include nozzle body brackets & nozzle bodies |
| 3 | 690001209 | 1 | Spray Bar, Brkwy 30 RS 30 LNG LH | | Does not include nozzle body brackets & nozzle bodies |
| 4 | 690001207 | 1 | Spray Bar, Inner 30 RS 30 LNG LH | | Does not include nozzle body brackets & nozzle bodies |
| 5 | 690001205 | 1 | Spray Bar, Inner 30 RS 90 LNG LH | | Does not include nozzle body brackets & nozzle bodies |
| 6 | 690001204 | 1 | Spray Bar, Inner 30 RS 30 LNG LH | | Does not include nozzle body brackets & nozzle bodies |
| 7 | 690001754 | 1 | Spray Bar, Center 30 RS 120 LNG | | Does not include nozzle body brackets & nozzle bodies |
| 8 | 690001202 | 1 | Spray Bar, Inner 30 RS 30 LNG RH | | Does not include nozzle body brackets & nozzle bodies |
| 9 | 690001203 | 1 | Spray Bar, Inner 30 RS 90 LNG RH | | Does not include nozzle body brackets & nozzle bodies |
| 10 | 690001206 | 1 | Spray Bar, Inner 30 RS 30 LNG RH | | Does not include nozzle body brackets & nozzle bodies |
| 11 | 690001208 | 1 | Spray Bar, Brkwy 30 RS 30 LNG RH | | Does not include nozzle body brackets & nozzle bodies |
| 12 | 690001214 | 1 | Spray Bar, Inter 30 RS 1 Nozzle RH | | Does not include nozzle body brackets & nozzle bodies |
| 13 | 690001212 | 1 | Spray Bar, Brkwy 30 RS 60 LNG RH | | Does not include nozzle body brackets & nozzle bodies |
| | 690001774 | 1 | Boom Plumbing, Assy 60/80 30 RS | | Includes 1 each of Items 1 - 13 |

Station 4 Boom Plumbing • 5 Section Valve Block

BOOM PLUMBING • 5 SECTION VALVE BLOCK • BOOM PLUMBING • 5 SECTION VALVE BLOCK • BOOM PLUMBING • 5 SECTION VALVE BLOCK • BOOM PLUMBING • 5 SECTION VALVE BLOCK • BOOM PLUMBING • 5 SECTION VALVE BLOCK • BOOM PLUMBING • 5 SECTION VALVE BLOCK • BOOM PLUMBING

60°-90° & Straight 90° Boom (nozzle spacing 15" on center)



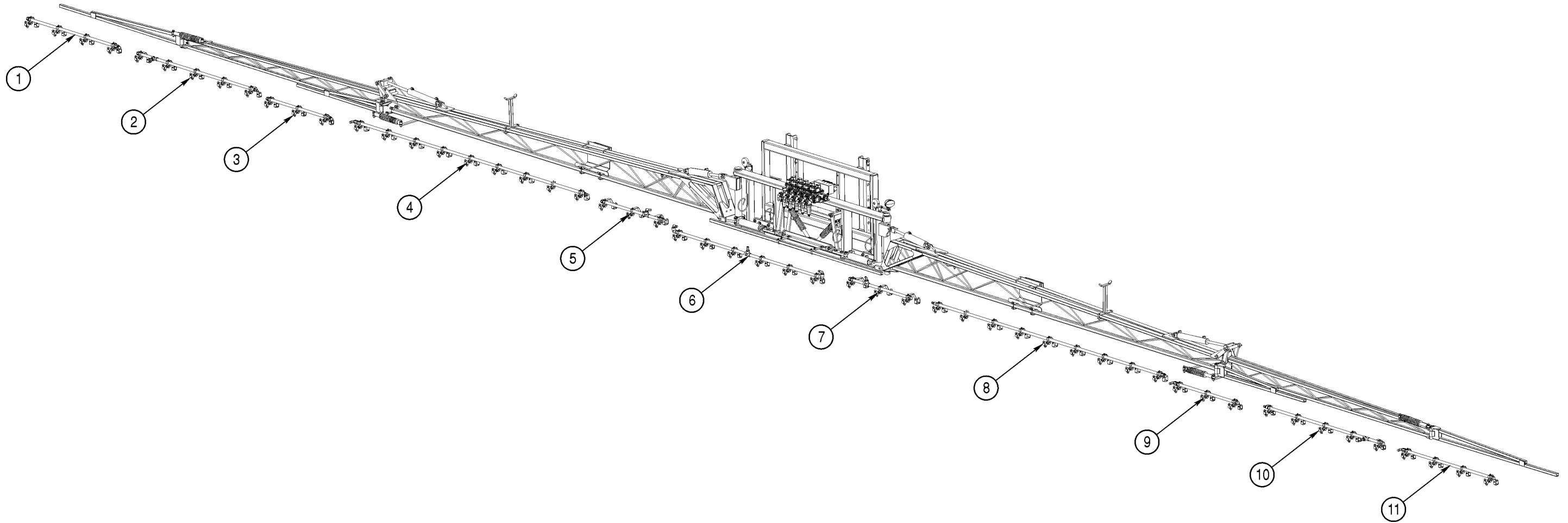
| Item | Part Number | Qty | Description | Size | Comments |
|------|-------------|-----|-----------------------------------|------|---|
| 1 | 690001195 | 1 | Spray Bar, Brkwy 15 RS 75 LNG LH | | Does not include nozzle body brackets & nozzle bodies |
| 2 | 690001193 | 1 | Spray Bar, Inter 15 RS 75 LNG LH | | Does not include nozzle body brackets & nozzle bodies |
| 3 | 690001191 | 1 | Spray Bar, Brkwy 15 RS 45 LNG LH | | Does not include nozzle body brackets & nozzle bodies |
| 4 | 690001189 | 1 | Spray Bar, Inner 15 RS 15 LNG LH | | Does not include nozzle body brackets & nozzle bodies |
| 5 | 690001187 | 1 | Spray Bar, Inner 15 RS 135 LNG LH | | Does not include nozzle body brackets & nozzle bodies |
| 6 | 690001186 | 1 | Spray Bar, Inner 15 RS 45 LNG LH | | Does not include nozzle body brackets & nozzle bodies |
| 7 | 690001752 | 1 | Spray Bar, Center 15 RS 120 LNG | | Does not include nozzle body brackets & nozzle bodies |
| 8 | 690001180 | 1 | Spray Bar, Inner 15 RS 45 LNG RH | | Does not include nozzle body brackets & nozzle bodies |
| 9 | 690001181 | 1 | Spray Bar, Inner 15 RS 135 LNG RH | | Does not include nozzle body brackets & nozzle bodies |
| 10 | 690001188 | 1 | Spray Bar, Inner 15 RS 15 LNG RH | | Does not include nozzle body brackets & nozzle bodies |

| Item | Part Number | Qty | Description | Size | Comments |
|------|-------------|-----|----------------------------------|------|---|
| 11 | 690001190 | 1 | Spray Bar, Brkwy 15 RS 45 LNG RH | | Does not include nozzle body brackets & nozzle bodies |
| 12 | 690001192 | 1 | Spray Bar, Inter 15 RS 75 LNG RH | | Does not include nozzle body brackets & nozzle bodies |
| 13 | 690001194 | 1 | Spray Bar, Brkwy 15 RS 75 LNG RH | | Does not include nozzle body brackets & nozzle bodies |
| | 690001770 | 1 | Boom Plumbing, Assy 60/90 15 RS | | Includes 1 each of Items 1 - 13 |

Station 4 Boom Plumbing • 5 Section Valve Block

BOOM PLUMBING • 5 SECTION VALVE BLOCK • BOOM PLUMBING • 5 SECTION VALVE BLOCK • BOOM PLUMBING • 5 SECTION VALVE BLOCK • BOOM PLUMBING • 5 SECTION VALVE BLOCK • BOOM PLUMBING • 5 SECTION VALVE BLOCK • BOOM PLUMBING

60°-90° & Straight 90° Boom (nozzle spacing 20" on center)

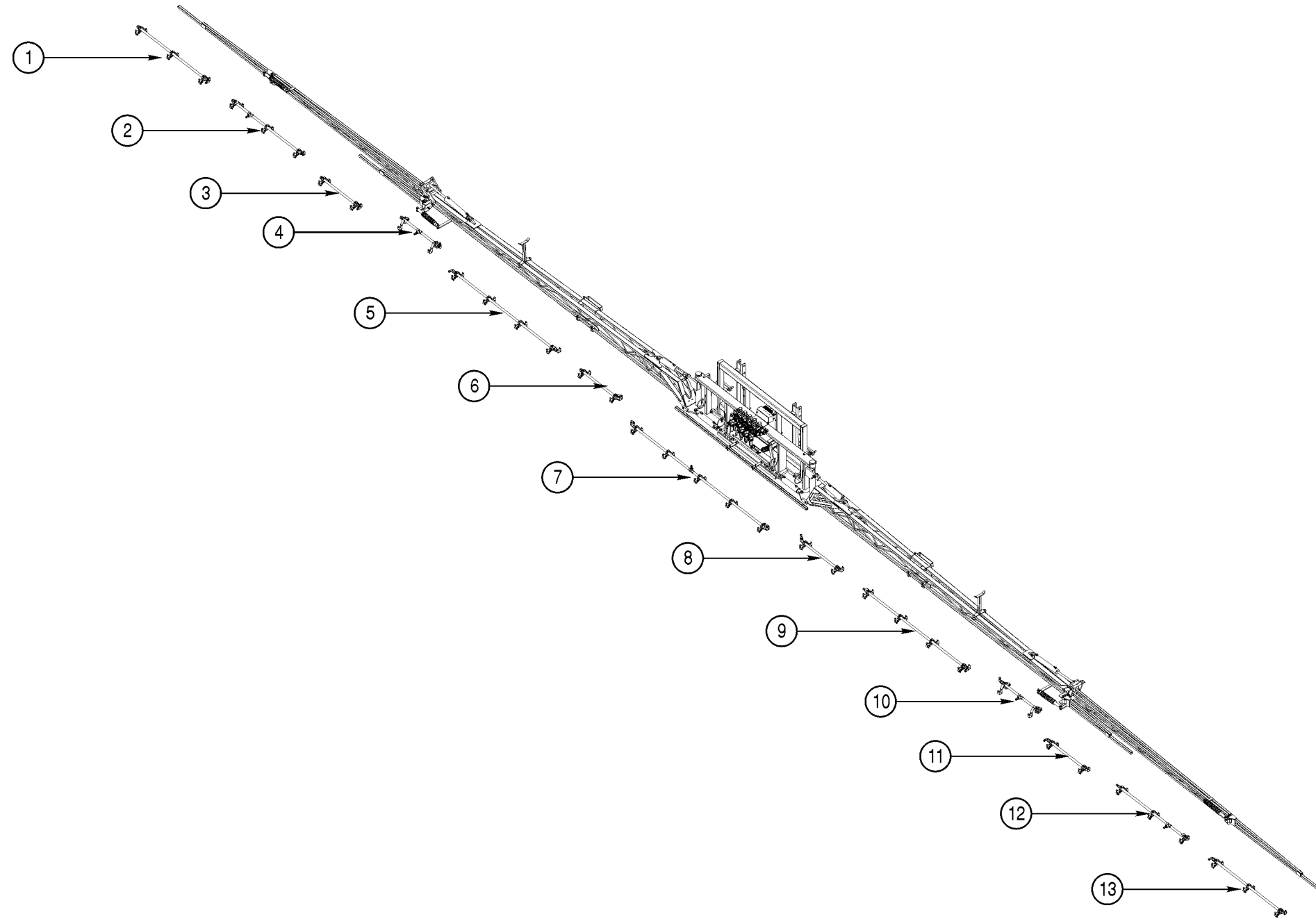


| Item | Part Number | Qty | Description | Size | Comments |
|------|-------------|-----|-----------------------------------|------|---|
| 1 | 690001764 | 1 | Spray Bar, Brkwy 20 RS 60 LNG LH | | Does not include nozzle body brackets & nozzle bodies |
| 2 | 690001762 | 1 | Spray Bar, Inter 20 RS 80 LNG LH | | Does not include nozzle body brackets & nozzle bodies |
| 3 | 690001760 | 1 | Spray Bar, Brkwy 20 RS 40 LNG LH | | Does not include nozzle body brackets & nozzle bodies |
| 4 | 690001758 | 1 | Spray Bar, Inner 20 RS 160 LNG LH | | Does not include nozzle body brackets & nozzle bodies |
| 5 | 690001757 | 1 | Spray Bar, Inner 20 RS 40 LNG LH | | Does not include nozzle body brackets & nozzle bodies |
| 6 | 690001753 | 1 | Spray Bar, Center 20 RS 100 LNG | | Does not include nozzle body brackets & nozzle bodies |
| 7 | 690001755 | 1 | Spray Bar, Inner 20 RS 40 LNG RH | | Does not include nozzle body brackets & nozzle bodies |
| 8 | 690001756 | 1 | Spray Bar, Inner 20 RS 160 LNG RH | | Does not include nozzle body brackets & nozzle bodies |
| 9 | 690001759 | 1 | Spray Bar, Brkwy 20 RS 40 LNG RH | | Does not include nozzle body brackets & nozzle bodies |
| 10 | 690001761 | 1 | Spray Bar, Inter 20 RS 80 LNG RH | | Does not include nozzle body brackets & nozzle bodies |
| 11 | 690001763 | 1 | Spray Bar, Brkwy 20 RS 60 LNG RH | | Does not include nozzle body brackets & nozzle bodies |
| | 690001767 | 1 | Boom Plumbing, Assy 60/90 20 RS | | Includes 1 each of Items 1 - 11 |

Station 4 Boom Plumbing • 5 Section Valve Block

BOOM PLUMBING • 5 SECTION VALVE BLOCK • BOOM PLUMBING • 5 SECTION VALVE BLOCK • BOOM PLUMBING • 5 SECTION VALVE BLOCK • BOOM PLUMBING • 5 SECTION VALVE BLOCK • BOOM PLUMBING • 5 SECTION VALVE BLOCK • BOOM PLUMBING • 5 SECTION VALVE BLOCK • BOOM PLUMBING

60°-90° & Straight 90° Boom (nozzle spacing 30" on center)



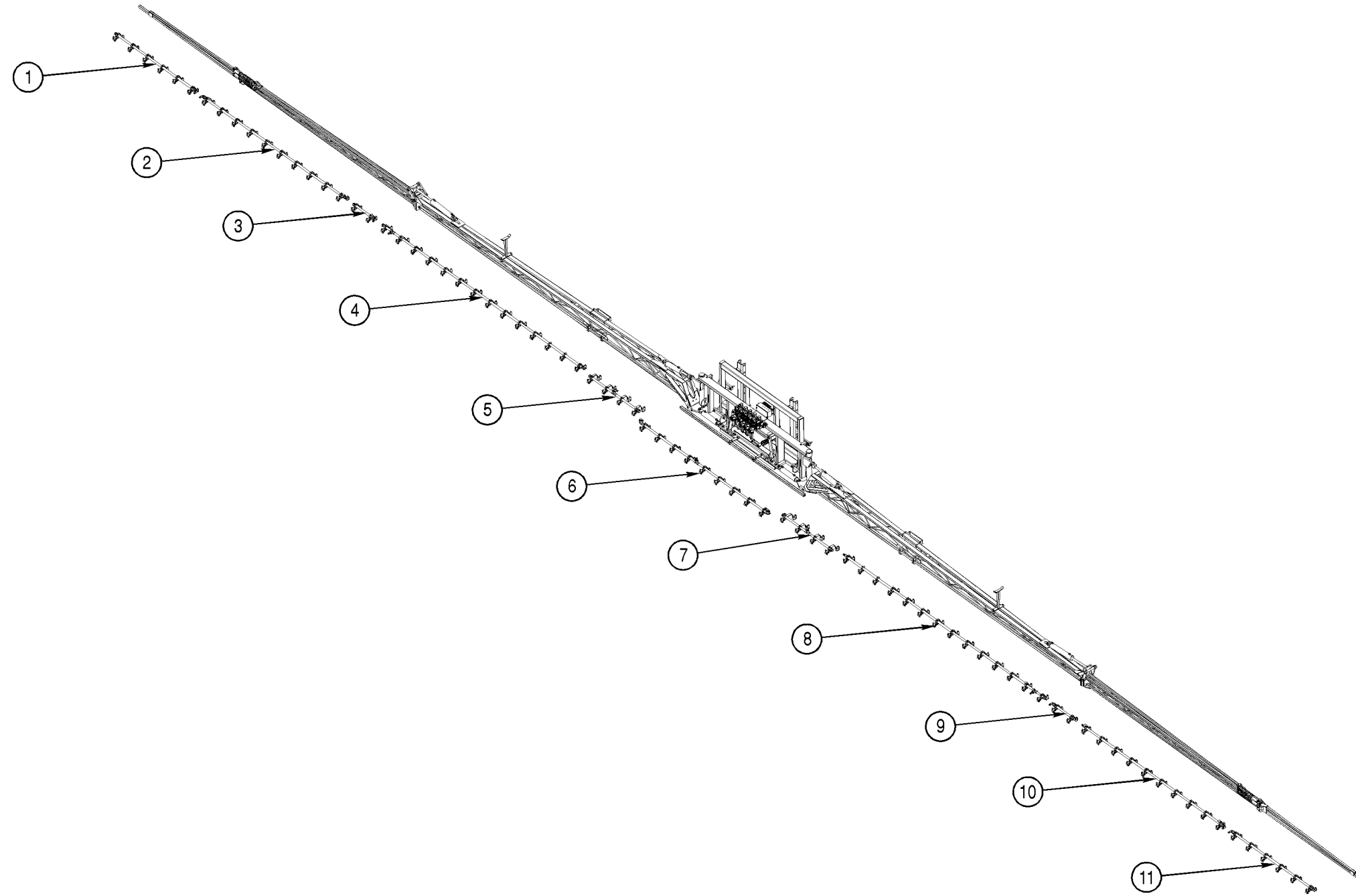
| Item | Part Number | Qty | Description | Size | Comments |
|------|-------------|-----|----------------------------------|------|---|
| 1 | 690001213 | 1 | Spray Bar, Brkwy 30 RS 60 LNG LH | | Does not include nozzle body brackets & nozzle bodies |
| 2 | 690001211 | 1 | Spray Bar, Inter 30 RS 60 LNG LH | | Does not include nozzle body brackets & nozzle bodies |
| 3 | 690001209 | 1 | Spray Bar, Brkwy 30 RS 30 LNG LH | | Does not include nozzle body brackets & nozzle bodies |
| 4 | 690001207 | 1 | Spray Bar, Inner 30 RS 30 LNG LH | | Does not include nozzle body brackets & nozzle bodies |
| 5 | 690001205 | 1 | Spray Bar, Inner 30 RS 90 LNG LH | | Does not include nozzle body brackets & nozzle bodies |
| 6 | 690001204 | 1 | Spray Bar, Inner 30 RS 30 LNG LH | | Does not include nozzle body brackets & nozzle bodies |
| 7 | 690001754 | 1 | Spray Bar, Center 30 RS 120 LNG | | Does not include nozzle body brackets & nozzle bodies |
| 8 | 690001202 | 1 | Spray Bar, Inner 30 RS 30 LNG RH | | Does not include nozzle body brackets & nozzle bodies |
| 9 | 690001203 | 1 | Spray Bar, Inner 30 RS 90 LNG RH | | Does not include nozzle body brackets & nozzle bodies |
| 10 | 690001206 | 1 | Spray Bar, Inner 30 RS 30 LNG RH | | Does not include nozzle body brackets & nozzle bodies |

| Item | Part Number | Qty | Description | Size | Comments |
|------|-------------|-----|----------------------------------|------|---|
| 11 | 690001208 | 1 | Spray Bar, Brkwy 30 RS 30 LNG RH | | Does not include nozzle body brackets & nozzle bodies |
| 12 | 690001210 | 1 | Spray Bar, Inter 30 RS 60 LNG RH | | Does not include nozzle body brackets & nozzle bodies |
| 13 | 690001212 | 1 | Spray Bar, Brkwy 30 RS 60 LNG RH | | Does not include nozzle body brackets & nozzle bodies |
| | 690001773 | 1 | Boom Plumbing, Assy 60/90 30 RS | | Includes 1 each of Items 1 - 13 |

Station 4 Boom Plumbing • 5 Section Valve Block

BOOM PLUMBING • 5 SECTION VALVE BLOCK • BOOM PLUMBING • 5 SECTION VALVE BLOCK • BOOM PLUMBING • 5 SECTION VALVE BLOCK • BOOM PLUMBING • 5 SECTION VALVE BLOCK • BOOM PLUMBING • 5 SECTION VALVE BLOCK • BOOM PLUMBING

100' Boom (nozzle spacing 15" on center)



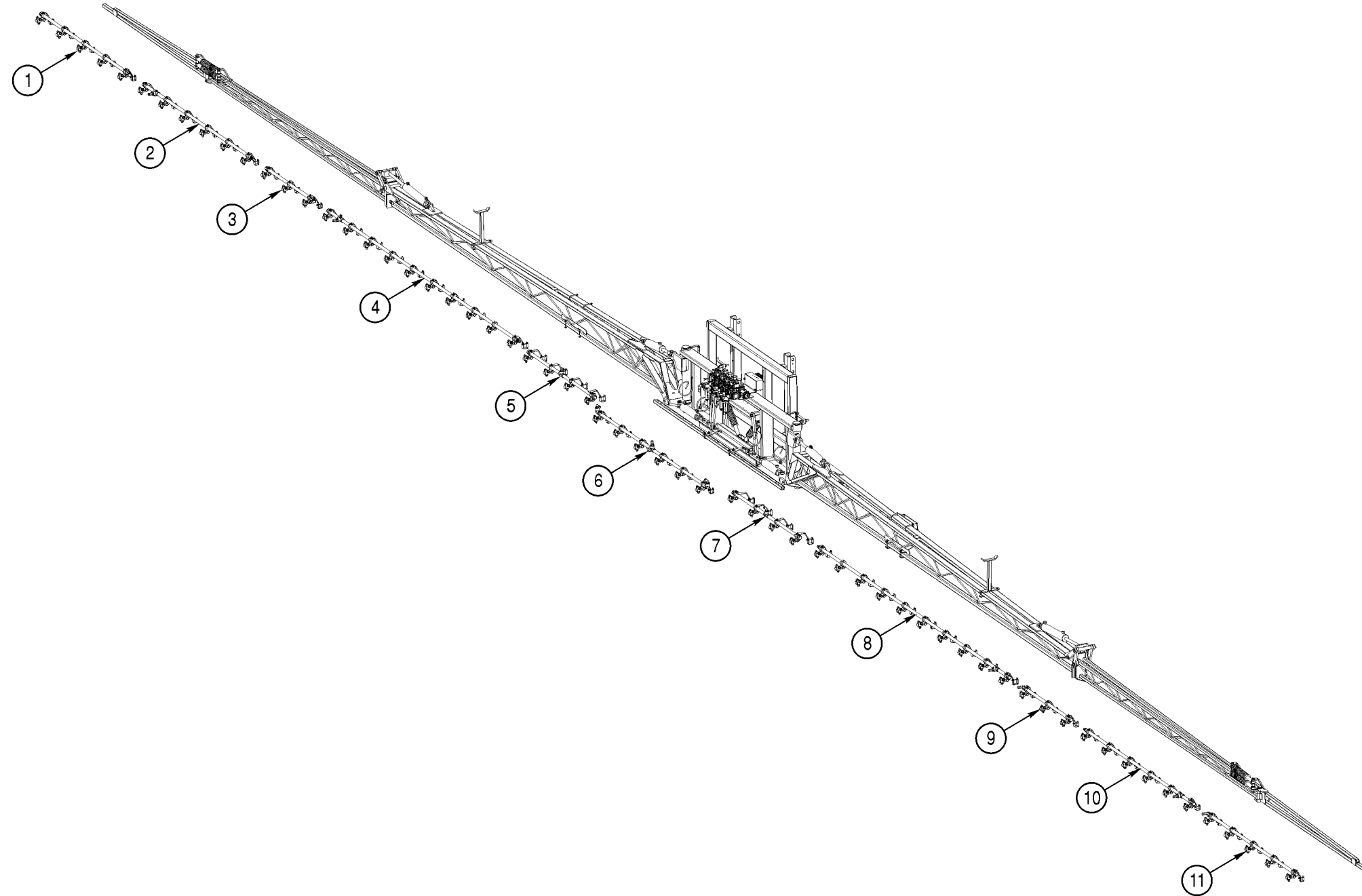
| Item | Part Number | Qty | Description | Size | Comments |
|------|-------------|-----|-----------------------------------|------|---|
| 1 | 690001195 | 1 | Spray Bar, Brkwy 15 RS 75 LNG LH | | Does not include nozzle body brackets & nozzle bodies |
| 2 | 690001187 | 1 | Spray Bar, Inner 15 RS 135 LNG LH | | Does not include nozzle body brackets & nozzle bodies |
| 3 | 690001201 | 1 | Spray Bar, Inter 15 RS 15 LNG LH | | Does not include nozzle body brackets & nozzle bodies |
| 4 | 690001199 | 1 | Spray Bar, Inner 15 RS 195 LNG LH | | Does not include nozzle body brackets & nozzle bodies |
| 5 | 690001186 | 1 | Spray Bar, Inner 15 RS 45 LNG LH | | Does not include nozzle body brackets & nozzle bodies |
| 6 | 690001752 | 1 | Spray Bar, Center 15 RS 120 LNG | | Does not include nozzle body brackets & nozzle bodies |
| 7 | 690001180 | 1 | Spray Bar, Inner 15 RS 45 LNG RH | | Does not include nozzle body brackets & nozzle bodies |
| 8 | 690001198 | 1 | Spray Bar, Inner 15 RS 195 LNG RH | | Does not include nozzle body brackets & nozzle bodies |
| 9 | 690001200 | 1 | Spray Bar, Inter 15 RS 15 LNG RH | | Does not include nozzle body brackets & nozzle bodies |
| 10 | 690001181 | 1 | Spray Bar, Inner 15 RS 135 LNG RH | | Does not include nozzle body brackets & nozzle bodies |

| Item | Part Number | Qty | Description | Size | Comments |
|------|-------------|-----|----------------------------------|------|---|
| 11 | 690001194 | 1 | Spray Bar, Brkwy 15 RS 75 LNG RH | | Does not include nozzle body brackets & nozzle bodies |
| | 690001772 | 1 | Boom Plumbing, Assy 100 15 RS | | Includes 1 each of Items 1 - 11 |

Station 4 Boom Plumbing • 5 Section Valve Block

BOOM PLUMBING • 5 SECTION VALVE BLOCK • BOOM PLUMBING • 5 SECTION VALVE BLOCK • BOOM PLUMBING • 5 SECTION VALVE BLOCK • BOOM PLUMBING • 5 SECTION VALVE BLOCK • BOOM PLUMBING • 5 SECTION VALVE BLOCK • BOOM PLUMBING • 5 SECTION VALVE BLOCK • BOOM PLUMBING

100' Boom (nozzle spacing 20" on center)



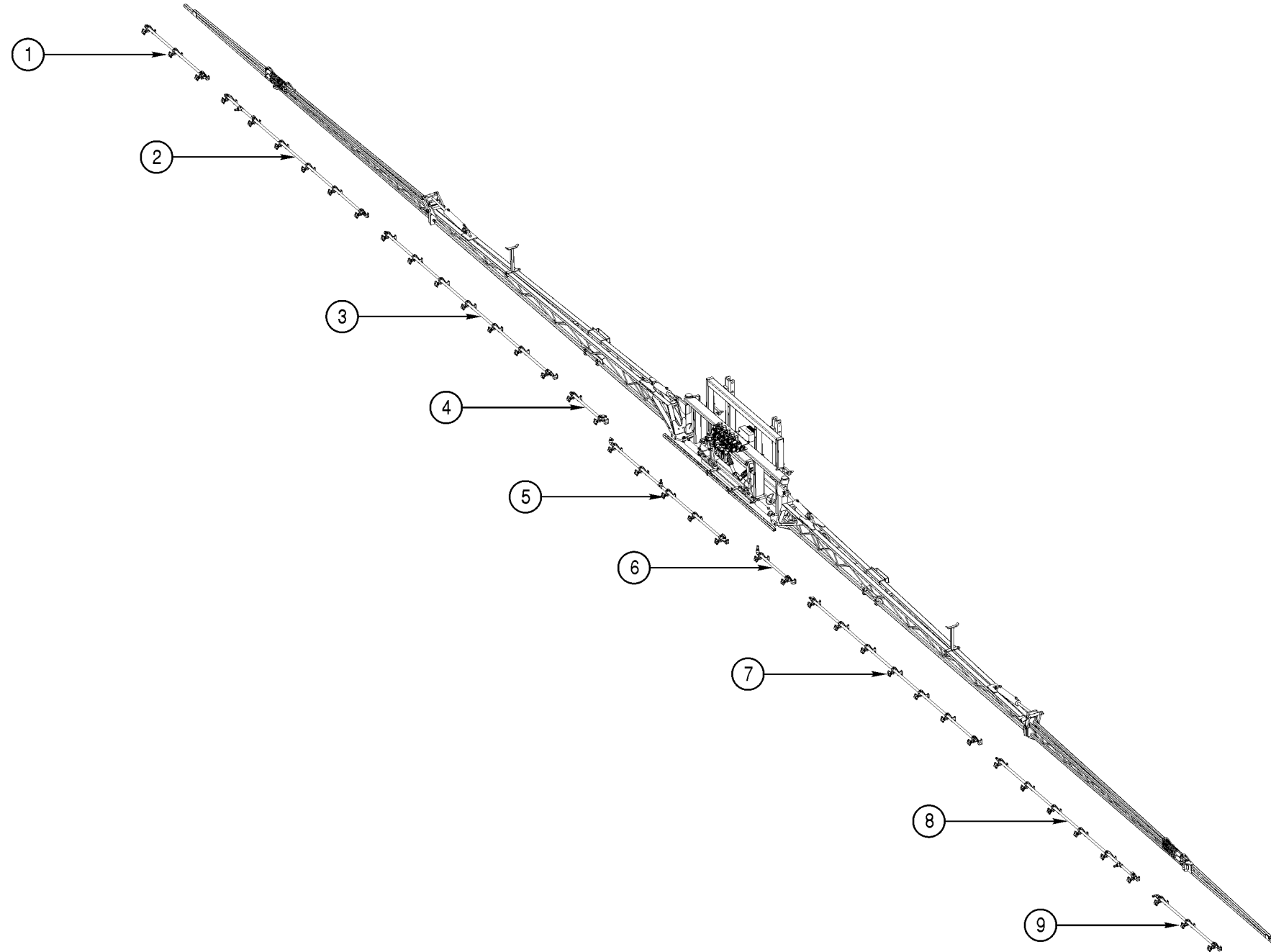
| Item | Part Number | Qty | Description | Size | Comments |
|------|-------------|-----|-----------------------------------|------|---|
| 1 | 690001185 | 1 | Spray Bar, Brkwy 20 RS 80 LNG LH | | Does not include nozzle body brackets & nozzle bodies |
| 2 | 690001183 | 1 | Spray Bar, Inter 20 RS 100 LNG LH | | Does not include nozzle body brackets & nozzle bodies |
| 3 | 690001760 | 1 | Spray Bar, Brkwy 20 RS 40 LNG LH | | Does not include nozzle body brackets & nozzle bodies |
| 4 | 690001179 | 1 | Spray Bar, Inner 20 RS 180 LNG LH | | Does not include nozzle body brackets & nozzle bodies |
| 5 | 690001177 | 1 | Spray Bar, Inner 20 RS 60 LNG LH | | Does not include nozzle body brackets & nozzle bodies |
| 6 | 690001753 | 1 | Spray Bar, Center 20 RS 100 LNG | | Does not include nozzle body brackets & nozzle bodies |
| 7 | 690001176 | 1 | Spray Bar, Inner 20 RS 60 LNG RH | | Does not include nozzle body brackets & nozzle bodies |
| 8 | 690001178 | 1 | Spray Bar, Inner 20 RS 180 LNG RH | | Does not include nozzle body brackets & nozzle bodies |
| 9 | 690001759 | 1 | Spray Bar, Brkwy 20 RS 40 LNG RH | | Does not include nozzle body brackets & nozzle bodies |
| 10 | 690001182 | 1 | Spray Bar, Inter 20 RS 100 LNG RH | | Does not include nozzle body brackets & nozzle bodies |

| Item | Part Number | Qty | Description | Size | Comments |
|------|-------------|-----|----------------------------------|------|---|
| 11 | 690001184 | 1 | Spray Bar, Brkwy 20 RS 80 LNG RH | | Does not include nozzle body brackets & nozzle bodies |
| | 690001769 | 1 | Boom Plumbing, Assy 100 20 RS | | Includes 1 each of Items 1 - 11 |

Station 4 Boom Plumbing • 5 Section Valve Block

BOOM PLUMBING • 5 SECTION VALVE BLOCK • BOOM PLUMBING • 5 SECTION VALVE BLOCK • BOOM PLUMBING • 5 SECTION VALVE BLOCK • BOOM PLUMBING • 5 SECTION VALVE BLOCK • BOOM PLUMBING • 5 SECTION VALVE BLOCK • BOOM PLUMBING

100' Boom (nozzle spacing 30" on center)

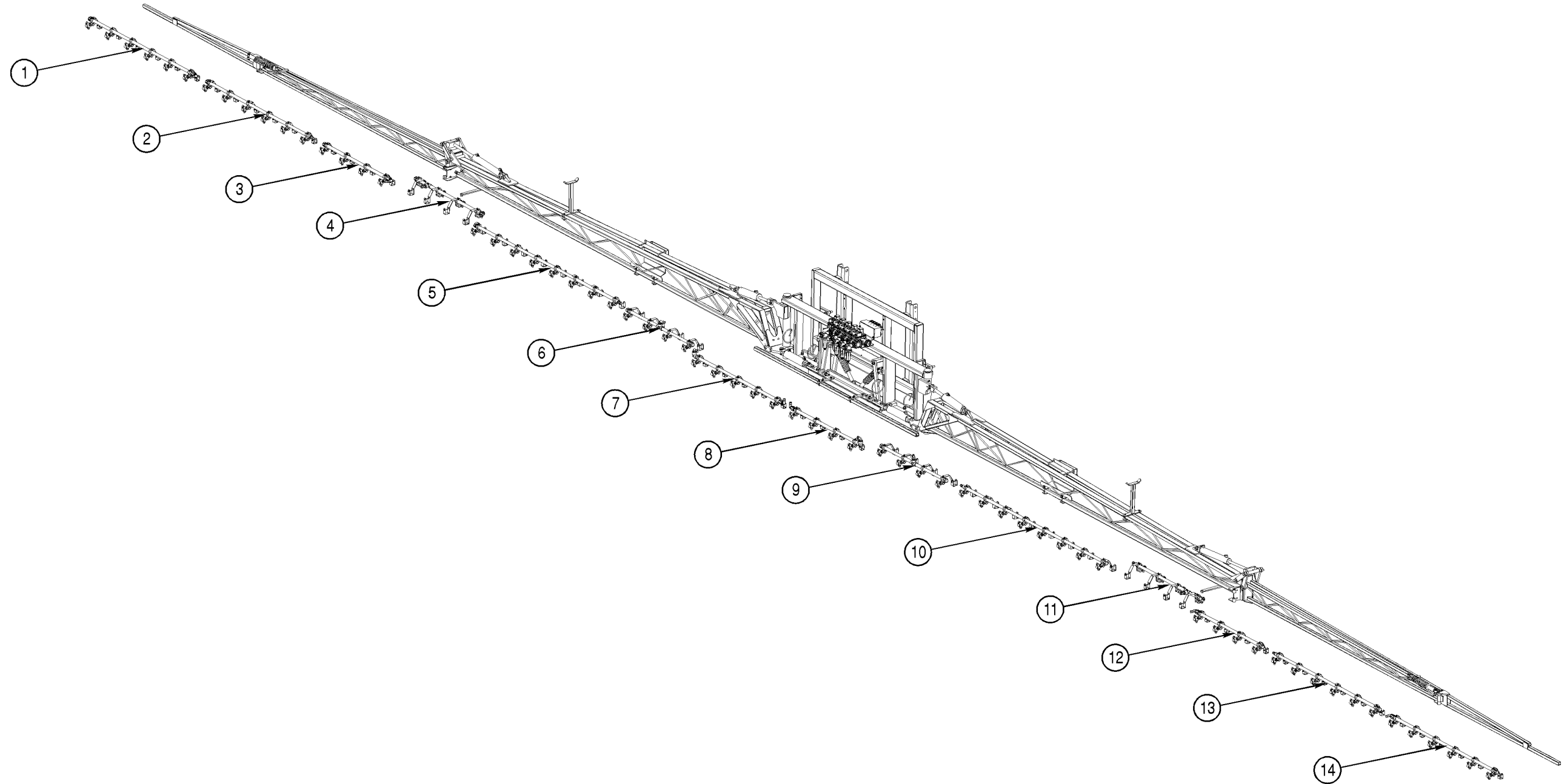


| Item | Part Number | Qty | Description | Size | Comments |
|------|-------------|-----|-----------------------------------|------|---|
| 1 | 690001213 | 1 | Spray Bar, Brkwy 30 RS 60 LNG LH | | Does not include nozzle body brackets & nozzle bodies |
| 2 | 690001221 | 1 | Spray Bar, Inter 30 RS 150 LNG LH | | Does not include nozzle body brackets & nozzle bodies |
| 3 | 690001217 | 1 | Spray Bar, Inner 30 RS 120 LNG LH | | Does not include nozzle body brackets & nozzle bodies |
| 4 | 690001204 | 1 | Spray Bar, Inner 30 RS 30 LNG LH | | Does not include nozzle body brackets & nozzle bodies |
| 5 | 690001754 | 1 | Spray Bar, Center 30 RS 120 LNG | | Does not include nozzle body brackets & nozzle bodies |
| 6 | 690001202 | 1 | Spray Bar, Inner 30 RS 30 LNG RH | | Does not include nozzle body brackets & nozzle bodies |
| 7 | 690001216 | 1 | Spray Bar, Inner 30 RS 120 LNG RH | | Does not include nozzle body brackets & nozzle bodies |
| 8 | 690001220 | 1 | Spray Bar, Inter 30 RS 150 LNG RH | | Does not include nozzle body brackets & nozzle bodies |
| 9 | 690001212 | 1 | Spray Bar, Brkwy 30 RS 60 LNG RH | | Does not include nozzle body brackets & nozzle bodies |
| | 690001775 | 1 | Boom Plumbing, Assy 100 30 RS | | Includes 1 each of Items 1 - 9 |

Station 4 Boom Plumbing • 10 Section Valve Block

BOOM PLUMBING • 10 SECTION VALVE BLOCK • BOOM PLUMBING • 10 SECTION VALVE BLOCK • BOOM PLUMBING • 10 SECTION VALVE BLOCK • BOOM PLUMBING • 10 SECTION VALVE BLOCK • BOOM PLUMBING • 10 SECTION VALVE BLOCK • BOOM PLUMBING • 10 SECTION VALVE BLOCK

10 Section Valve Block
90° Boom (nozzle spacing 15" on center)



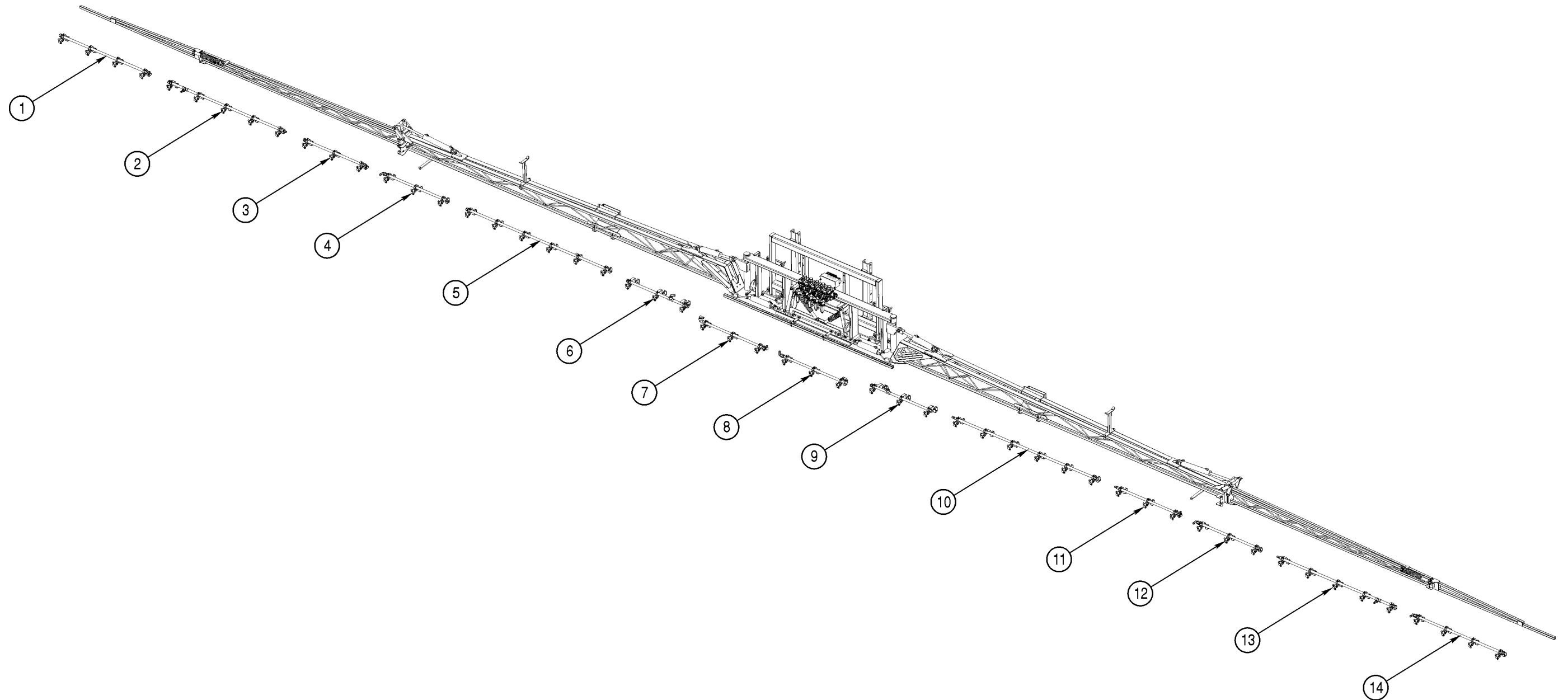
| Item | Part Number | Qty | Description | Size | Comments |
|------|-------------|-----|----------------------------------|------|---|
| 1 | 690001195 | 1 | Spray Bar, Brky 15 RS 75 LNG LH | | Does not include nozzle body brackets & nozzle bodies |
| 2 | 690001242 | 1 | Spray Bar, Inter 15 RS 75 LNG LH | | Does not include nozzle body brackets & nozzle bodies |
| 3 | 690001191 | 1 | Spray Bar, Brky 15 RS 45 LNG LH | | Does not include nozzle body brackets & nozzle bodies |
| 4 | 690001240 | 1 | Spray Bar, Inner 15RS 45 LNG LH | | Does not include nozzle body brackets & nozzle bodies |
| 5 | 690001238 | 1 | Spray Bar, Inner 15RS 105 LNG LH | | Does not include nozzle body brackets & nozzle bodies |
| 6 | 690001186 | 1 | Spray Bar, Inner 15RS 45 LNG LH | | Does not include nozzle body brackets & nozzle bodies |
| 7 | 690001236 | 1 | Spray Bar, Center 15 RS 60 LNG | | Does not include nozzle body brackets & nozzle bodies |
| 8 | 690001235 | 1 | Spray Bar, Center 15 RS 45 LNG | | Does not include nozzle body brackets & nozzle bodies |
| 9 | 690001180 | 1 | Spray Bar, Inner 15RS 45 LNG RH | | Does not include nozzle body brackets & nozzle bodies |
| 10 | 690001237 | 1 | Spray Bar, Inner 15RS 105 LNG RH | | Does not include nozzle body brackets & nozzle bodies |

| Item | Part Number | Qty | Description | Size | Comments |
|------|-------------|-----|------------------------------------|------|---|
| 11 | 690001239 | 1 | Spray Bar, Inner 15RS 45 LNG RH | | Does not include nozzle body brackets & nozzle bodies |
| 12 | 690001190 | 1 | Spray Bar, Brky 15 RS 45 LNG RH | | Does not include nozzle body brackets & nozzle bodies |
| 13 | 690001241 | 1 | Spray Bar, Inter 15 RS 75 LNG RH | | Does not include nozzle body brackets & nozzle bodies |
| 14 | 690001194 | 1 | Spray Bar, Brky 15 RS 75 LNG RH | | Does not include nozzle body brackets & nozzle bodies |
| | 690001828 | 1 | Boom Plumbing Assy 90 15RS 10 Sec. | | Includes 1 each of Items 1-13 |

Station 4 Boom Plumbing • 10 Section Valve Block

BOOM PLUMBING • 10 SECTION VALVE BLOCK • BOOM PLUMBING • 10 SECTION VALVE BLOCK • BOOM PLUMBING • 10 SECTION VALVE BLOCK • BOOM PLUMBING • 10 SECTION VALVE BLOCK • BOOM PLUMBING • 10 SECTION VALVE BLOCK • BOOM PLUMBING • 10 SECTION VALVE BLOCK

90° Boom (nozzle spacing 20" on center)



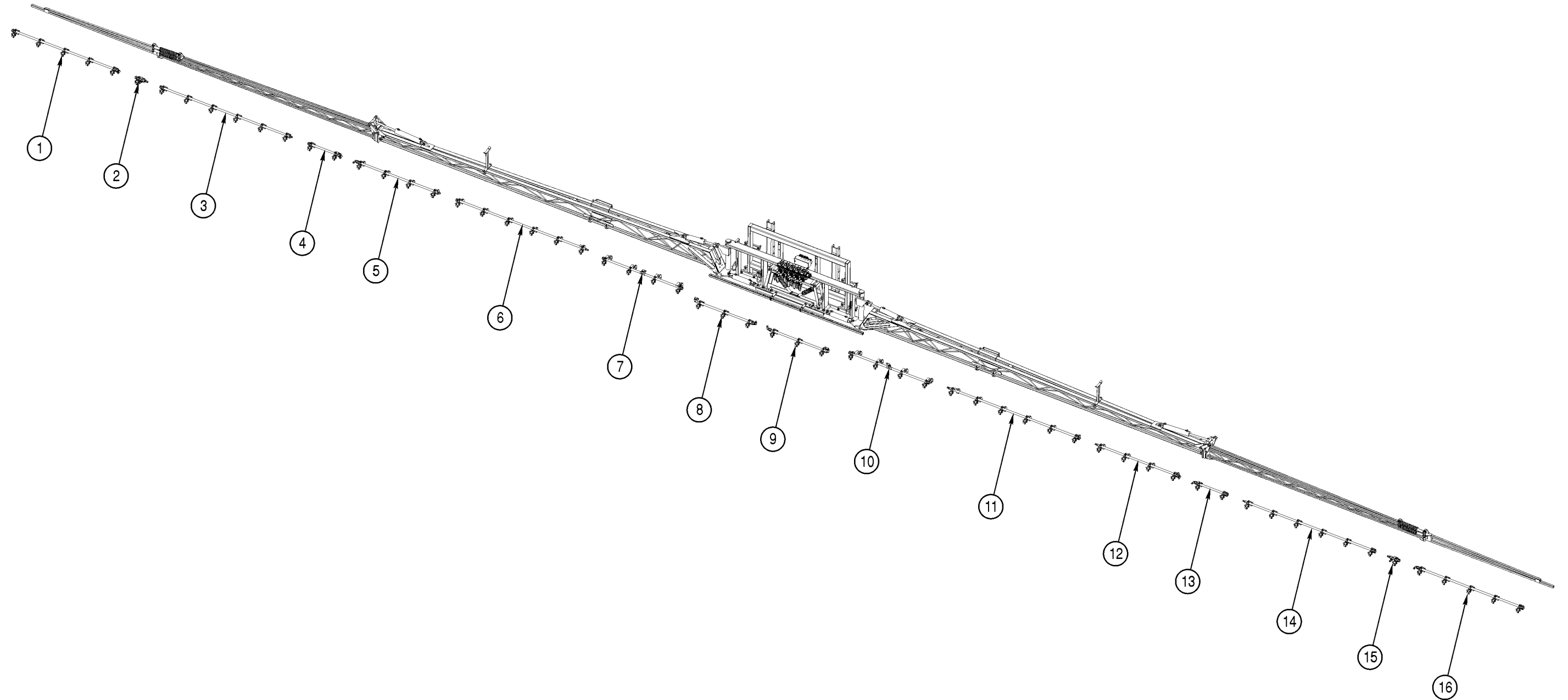
| Item | Part Number | Qty | Description | Size | Comments |
|------|-------------|-----|------------------------------------|------|---|
| 1 | 690001764 | 1 | Spray Bar, Brkwy 20 RS 60 LNG LH | | Does not include nozzle body brackets & nozzle bodies |
| 2 | 690001762 | 1 | Spray Bar, Inter 20 RS 80 LNG | | Does not include nozzle body brackets & nozzle bodies |
| 3 | 690001760 | 1 | Spray Bar, Brkwy 20 RS 40 LNG LH | | Does not include nozzle body brackets & nozzle bodies |
| 4 | 690001231 | 1 | Spray Bar, Inner 20 RS 40 LNG LH | | Does not include nozzle body brackets & nozzle bodies |
| 5 | 690001223 | 1 | Spray Bar, Inner /Int 20 RS 100 LH | | Does not include nozzle body brackets & nozzle bodies |
| 6 | 690001757 | 1 | Spray Bar, Inner 20 RS 40 LNG LH | | Does not include nozzle body brackets & nozzle bodies |
| 7 | 690001228 | 1 | Spray Bar, Center 20 RS 40 LNG | | Does not include nozzle body brackets & nozzle bodies |
| 8 | 690001229 | 1 | Spray Bar, Center 20 RS 40 LNG | | Does not include nozzle body brackets & nozzle bodies |
| 9 | 690001755 | 1 | Spray Bar, Inner 20 RS 40 LNG RH | | Does not include nozzle body brackets & nozzle bodies |
| 10 | 690001222 | 1 | Spray Bar, Inner /Int 20 RS 100 RH | | Does not include nozzle body brackets & nozzle bodies |
| 11 | 690001230 | 1 | Spray Bar, Inner 20 RS 40 LNG RH | | Does not include nozzle body brackets & nozzle bodies |
| 12 | 690001759 | 1 | Spray Bar, Brkwy 20 RS 40 LNG RH | | Does not include nozzle body brackets & nozzle bodies |

| Item | Part Number | Qty | Description | Size | Comments |
|------|-------------|-----|--------------------------------------|------|---|
| 13 | 690001761 | 1 | Spray Bar, Inter 20 RS 80 LNG | | Does not include nozzle body brackets & nozzle bodies |
| 14 | 690001763 | 1 | Spray Bar, Brkwy 20 RS 60 LNG RH | | Does not include nozzle body brackets & nozzle bodies |
| | 690001826 | 1 | Boom Plumbing, Assy 90 20 RS 10 Sec. | | Includes 1 each of Items 1 - 14 |

Station 4 Boom Plumbing • 10 Section Valve Block

BOOM PLUMBING • 10 SECTION VALVE BLOCK • BOOM PLUMBING • 10 SECTION VALVE BLOCK • BOOM PLUMBING • 10 SECTION VALVE BLOCK • BOOM PLUMBING • 10 SECTION VALVE BLOCK • BOOM PLUMBING • 10 SECTION VALVE BLOCK • BOOM PLUMBING • 10 SECTION VALVE BLOCK

100' Boom (nozzle spacing 20" on center)



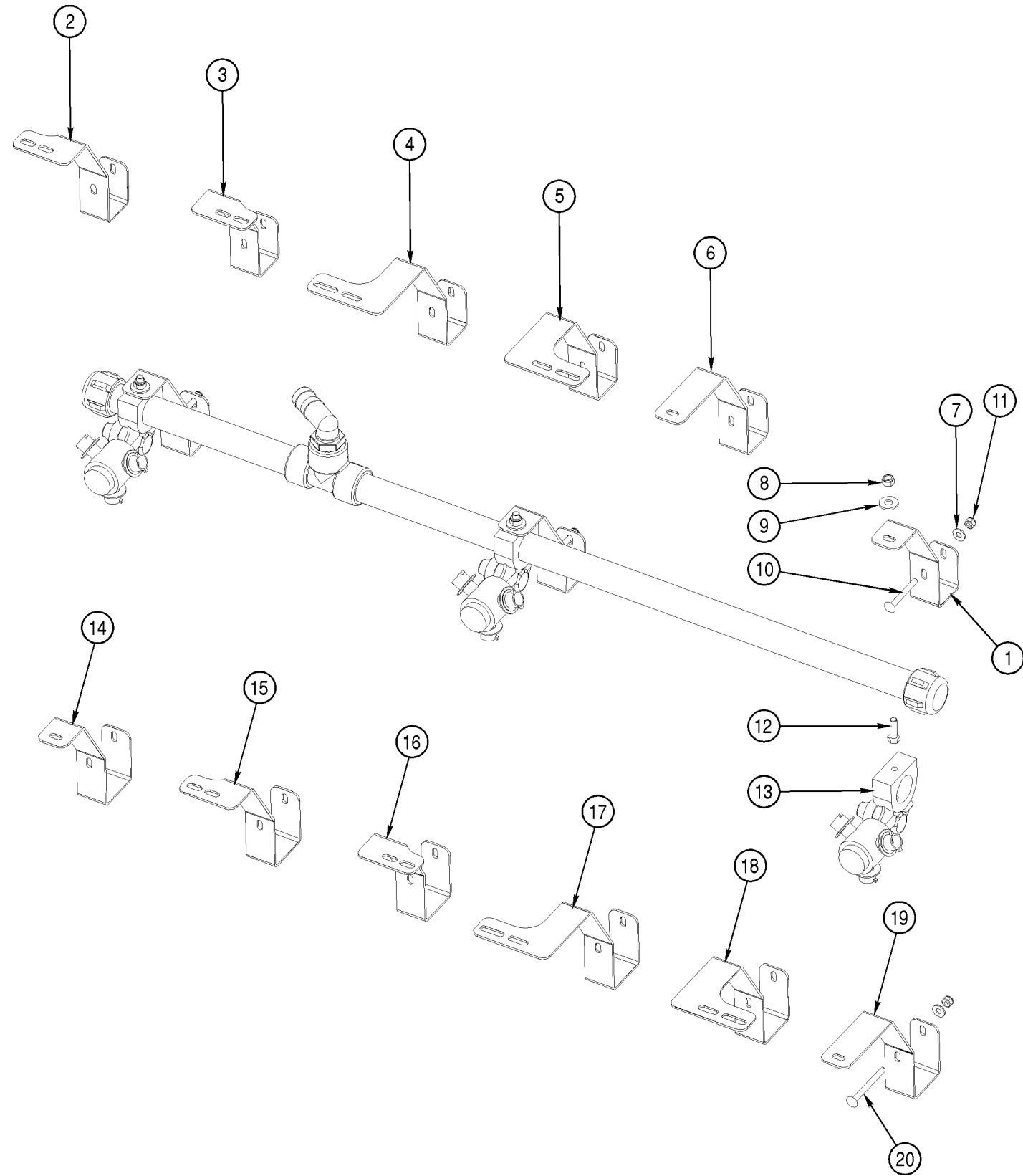
| Item | Part Number | Qty | Description | Size | Comments |
|------|-------------|-----|------------------------------------|------|---|
| 1 | 690001185 | 1 | Spray Bar, Brkwy 20 RS 80 LNG LH | | Does not include nozzle body brackets & nozzle bodies |
| 2 | 690001215 | 1 | Spray Bar, Inter 20 RS 1 Nozzle LH | | Does not include nozzle body brackets & nozzle bodies |
| 3 | 690001223 | 1 | Spray Bar, Inner/Int 20 RS 100 LH | | Does not include nozzle body brackets & nozzle bodies |
| 4 | 690001227 | 1 | Spray Bar, Int 20 RS 20 LNG LH | | Does not include nozzle body brackets & nozzle bodies |
| 5 | 690001225 | 1 | Spray Bar, Inner 20 RS 60 LNG LH | | Does not include nozzle body brackets & nozzle bodies |
| 6 | 690001223 | 1 | Spray Bar, Inner/Int 20 RS 100 LH | | Does not include nozzle body brackets & nozzle bodies |
| 7 | 690001177 | 1 | Spray Bar, Inner 20 RS 60 LNG LH | | Does not include nozzle body brackets & nozzle bodies |
| 8 | 690001228 | 1 | Spray Bar, Center 20 RS 40 LNG | | Does not include nozzle body brackets & nozzle bodies |
| 9 | 690001229 | 1 | Spray Bar, Center 20 RS 40 LNG | | Does not include nozzle body brackets & nozzle bodies |
| 10 | 690001176 | 1 | Spray Bar, Inner 20 RS 60 LNG RH | | Does not include nozzle body brackets & nozzle bodies |
| 11 | 690001222 | 1 | Spray Bar, Inner/Int 20 RS 100 RH | | Does not include nozzle body brackets & nozzle bodies |

| Item | Part Number | Qty | Description | Size | Comments |
|------|-------------|-----|---------------------------------------|------|---|
| 12 | 690001224 | 1 | Spray Bar, Inner 20 RS 60 LNG RH | | Does not include nozzle body brackets & nozzle bodies |
| 13 | 690001226 | 1 | Spray Bar, Int 20 RS 20 LNG RH | | Does not include nozzle body brackets & nozzle bodies |
| 14 | 690001222 | 1 | Spray Bar, Inner/Int 20 RS 100 RH | | Does not include nozzle body brackets & nozzle bodies |
| 15 | 690001214 | 1 | Spray Bar, Inter 20 RS 1 Nozzle RH | | Does not include nozzle body brackets & nozzle bodies |
| 16 | 690001184 | 1 | Spray Bar, Brkwy 20 RS 80 LNG RH | | Does not include nozzle body brackets & nozzle bodies |
| | 690001825 | 1 | Boom Plumbing, Assy 100 20 RS 10 Sec. | | Includes 1 each of Items 1 - 16 |

Station 4 Boom Plumbing • Nozzle Brackets

BOOM PLUMBING • NOZZLE BRACKETS • BOOM PLUMBING • NOZZLE BRACKETS • BOOM PLUMBING • NOZZLE BRACKETS • BOOM PLUMBING • NOZZLE BRACKETS • BOOM PLUMBING • NOZZLE BRACKETS • BOOM PLUMBING • NOZZLE BRACKETS • BOOM PLUMBING • NOZZLE BRACKETS

Nozzle Brackets

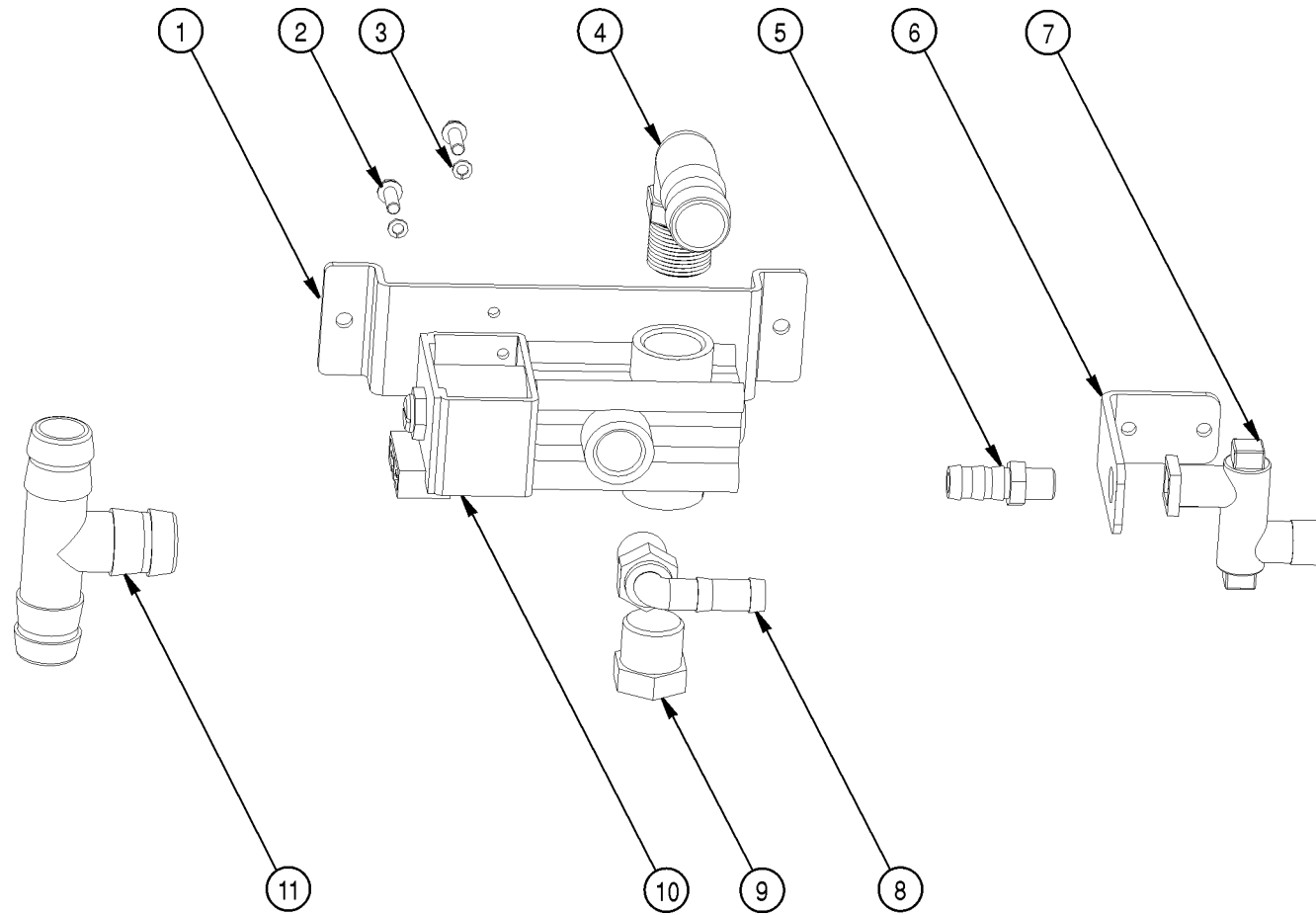


| Item | Part Number | Qty | Description | Size | Comments |
|------|-------------|-----|--|-----------|--|
| 1 | 600000174 | A/R | Bracket, Nozzle Body Standard SS | 1.5" Tube | Used on Intermediate boom, rear spray bar and breakaways |
| 2 | 600000175 | A/R | Bracket, Nozzle Body Offset Left SS | 1.5" Tube | Used on Intermediate boom, rear spray bar and breakaways |
| 3 | 600000176 | A/R | Bracket, Nozzle Body Offset Right SS | 1.5" Tube | Used on Intermediate boom, rear spray bar and breakaways |
| 4 | 600000177 | A/R | Bracket, Nozzle Body Ext Offset Left SS | 1.5" Tube | Used on Intermediate boom, rear spray bar and breakaways |
| 5 | 600000178 | A/R | Bracket, Nozzle Body Ext Offset Right SS | 1.5" Tube | Used on Intermediate boom, rear spray bar and breakaways |
| 6 | 600000179 | A/R | Bracket, Nozzle Body Ext Straight SS | 1.5" Tube | Used on Intermediate boom, rear spray bar and breakaways |
| 7 | 902003030 | A/R | Washer, Flat 1/4 SS | | |
| 8 | 901003011 | A/R | Nut, Nylock 5/16-18 SS | | |
| 9 | 902003041 | A/R | Washer, Flat 5/16 SS | | |
| 10 | 900031812 | A/R | Bolt, Carriage 1/4-20 X 2 1/4 SS | 1.5" Tube | Used on Intermediate boom, rear spray bar and breakaways |
| 11 | 901003001 | A/R | Nut, Nylock 1/4-20 SS | | |
| 12 | 900002611 | A/R | Bolt, HHCS 5/16-18 X 1 SS | | |
| 13 | 610000151 | A/R | Nozzle Body, Triple Outlet | | |
| 14 | 600000166 | A/R | Bracket, Nozzle Body Standard SS | 2" Tube | Used on Inner Booms with 2" bottom tube |
| 15 | 600000167 | A/R | Bracket, Nozzle Body Offset Left SS | 2" Tube | Used on Inner Booms with 2" bottom tube |
| 16 | 600000168 | A/R | Bracket, Nozzle Body Offset Right SS | 2" Tube | Used on Inner Booms with 2" bottom tube |
| 17 | 600000169 | A/R | Bracket, Nozzle Body Ext Offset Left SS | 2" Tube | Used on Inner Booms with 2" bottom tube |
| 18 | 600000170 | A/R | Bracket, Nozzle Body Ext Offset Right SS | 2" Tube | Used on Inner Booms with 2" bottom tube |
| 19 | 600000171 | A/R | Bracket, Nozzle Body Ext Straight SS | 2" Tube | Used on Inner Booms with 2" bottom tube |
| 20 | 900031811 | A/R | Bolt, Carriage 1/4-20 X 2 3/4 SS | 2" Tube | Used on Inner Booms with 2" bottom tube |

Station 4 Boom Plumbing • Fencerow Nozzle

BOOM PLUMBING • FENCEROW NOZZLE • BOOM PLUMBING • FENCEROW NOZZLE • BOOM PLUMBING • FENCEROW NOZZLE • BOOM PLUMBING • FENCEROW NOZZLE • BOOM PLUMBING • FENCEROW NOZZLE • BOOM PLUMBING • FENCEROW NOZZLE • BOOM PLUMBING • FENCEROW NOZZLE

Fencerow Nozzle

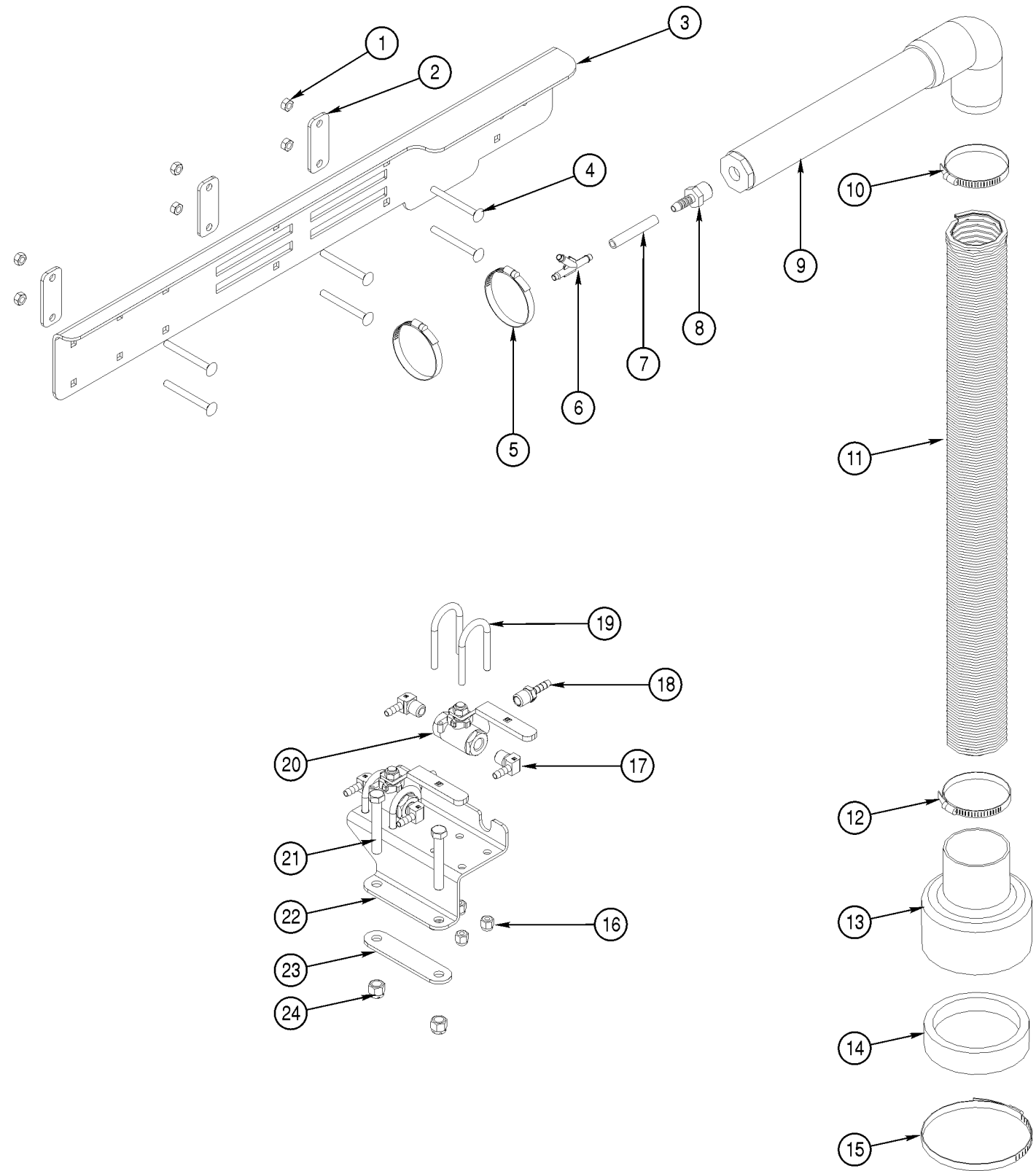


| Item | Part Number | Qty | Description | Size | Comments |
|------|-------------|---------|-------------------------------------|------|--|
| 1 | 690001530 | 1 | Fence Row Solenoid Bracket | | |
| 2 | 400000327 | 2 | Capscrew, Buttonhead #10-24 X 1/2 | | |
| 3 | 901000243 | 2 | Washer, Lock # 10 | | |
| 4 | 640000620 | 1 | Fitting, Elbow 3/4" Pipe to 1" Hose | | |
| 5 | 201410102 | 1 | Fitting, 125HB 8-4 | | |
| 6 | 690001538 | 1 | Nozzle Bracket | | |
| 7 | 610000152 | 1 | Nozzle, Fence Row | | |
| 8 | 640000410 | 1 | Hose Barb, 90 1/2" | | |
| 9 | 800100620 | 1 | Plug, HH 3/4" | | |
| 10 | 610000153 | 1 | Valve, Control By-pass | | |
| 11 | 640000475 | 1 | Tee, Hose Barb 1" | | |
| | 915001301 | 4 | Screw, Self Tap Hex #12 X 3/4" long | | Not Shown |
| | 915000500 | 4 | Clamp, Screw #16 | | Not Shown |
| | 700060900 | 3 Feet | Cable 2 Wire 16 Gauge SJ Jacket | | Not Shown |
| | RM800601 | 50 Feet | Hose, 1/2" pushlock Parker | | Not Shown |
| | RM800850 | 4 Feet | Hose, 1" rubber AG 300 | | Not Shown |
| | K65000029 | | Kit, Fence Row Nozzle w/o Foamer | | One side only, Field Ready with Hardware |
| | K65000037 | | Kit, Fence Row Nozzle with Foamer | | One side only, Field Ready with Hardware |

Station 4 Foam Marker Equipment • AS710, AS1010 & AS1210

FOAM MARKER EQUIPMENT • AS710, AS1010 & AS1210 • FOAM MARKER EQUIPMENT • AS710, AS1010 & AS1210 • FOAM MARKER EQUIPMENT • AS710, AS1010 & AS1210 • FOAM MARKER EQUIPMENT • AS710, AS1010 & AS1210 • FOAM MARKER EQUIPMENT • AS710, AS1010 & AS1210

Foam Marker Equipment
AS710, AS1010 & AS1210
Foam Drop

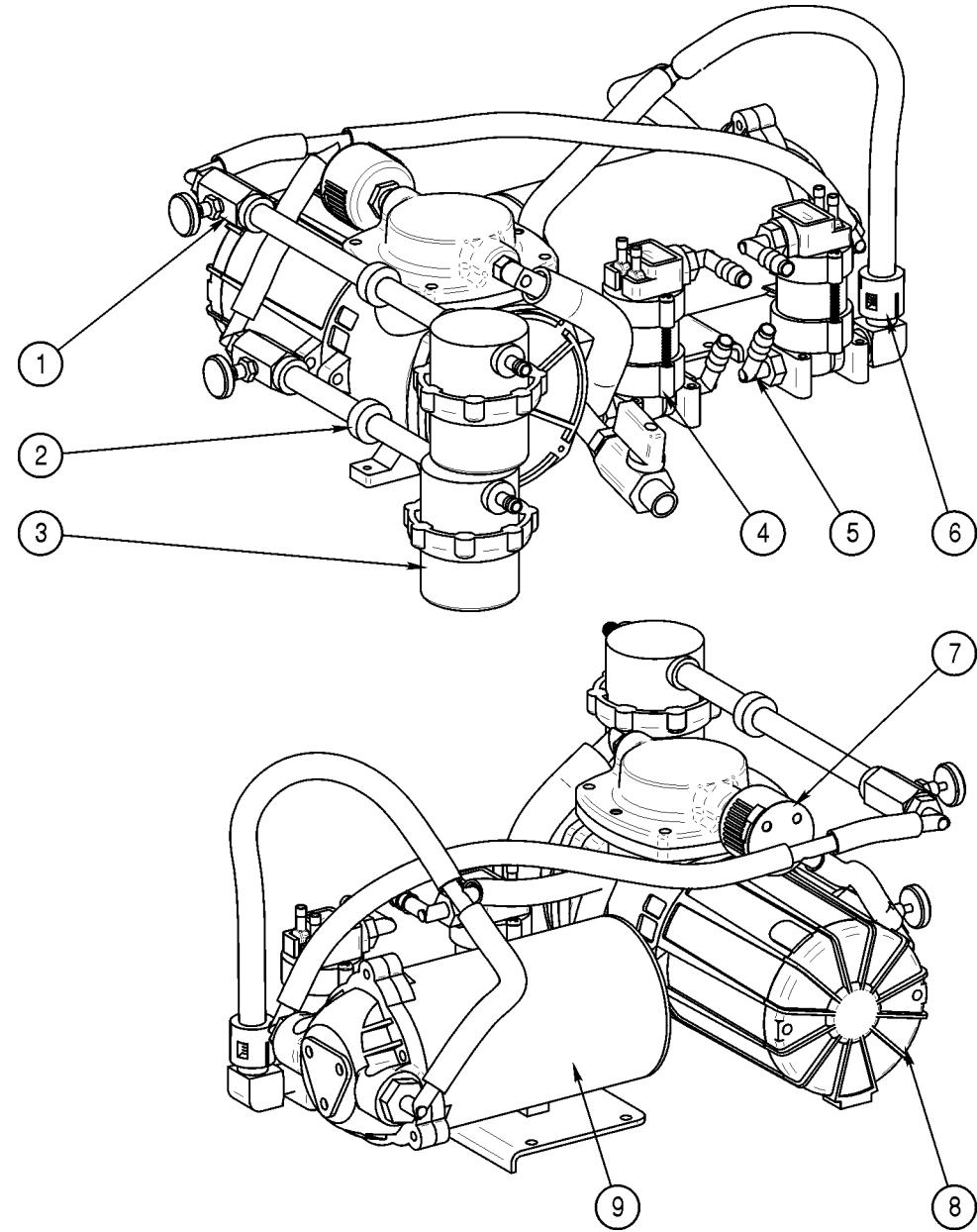


| Item | Part Number | Qty | Description | Size | Comments |
|------|-------------|-----|-----------------------------------|------|---|
| 1 | 901003000 | 6 | Nut, Nylock 1/4-20 ZP | | |
| 2 | 690001542 | 3 | Plate, Clamp 1.5 | | |
| 3 | 690001540 | 2 | Bracket, Foam Drop Right | | Bracket, Foam Drop Left P/N 690001541 |
| 4 | 900106521 | 6 | Bolt, Carriage 1/4-20 X 2 | | |
| 5 | 915001302 | 2 | Clamp, Screw # 24 | | |
| 6 | 540000517 | 1 | Hose Barb Y, 1/4" X 1/4" X 1/4" | | |
| 7 | 540000519 | 1 | Hose, 1/4" ID Clear Vinyl 3" Long | | |
| 8 | 540000518 | 1 | Fitting, 3/8 PM X 1/4" Hose Barb | | |
| 9 | 540000503 | 1 | Foam Chamber | | Less nozzle & boot |
| 10 | 915001303 | 1 | Clamp, Screw # 32 | | |
| 11 | 540000515 | 1 | Hose, Drop Tube | | |
| 12 | 915001304 | 1 | Clamp, Screw # 40 | | |
| 13 | 540000514 | 1 | Boot, Foam Drop | | |
| 14 | 540000505 | 1 | Screen and Ring in foam boot | | |
| 15 | 915001305 | 1 | Clamp, Screw # 064 | | |
| 16 | 901003000 | 8 | Nut, Nylock 1/4-20 ZP | | |
| 17 | 800401863 | 4 | Fitting, 1/4 PM X 1/4 HB 90 | | |
| 18 | 800000025 | 2 | Fitting, 1/4 PM X 1/4 HB | | |
| 19 | 915002564 | 4 | U Bolt 1/4-20 X 1 3/8" DIA | | |
| 20 | 800401864 | 2 | Valve, Foam Marker Split | | |
| 21 | 900002855 | 2 | Bolt, HHCS 3/8-16 X 2 1/2 G5 ZP | | |
| 22 | 690001546 | 2 | Bracket, Foam Splitter Valve | | |
| 23 | 600000173 | 1 | Plate, Clamp Splitter Bracket | | |
| 24 | 901003020 | 2 | Nut, Nylock 3/8-16 ZP | | |
| | 690001547 | A/R | Splitter Valve Assembly | | Includes Qty. two of Item #17, one #18 & one #20 |
| | 540000504 | A/R | Foam Drop Assembly | | Includes Items #6 thru #15 |
| | 540000525 | A/R | Sock in foam boot | | Not Shown, Optional replacement part for item #14 |

Station 4 Foam Marker Equipment • AS710, AS1010 & AS1210

FOAM MARKER EQUIPMENT • AS710, AS1010 & AS1210 • FOAM MARKER EQUIPMENT • AS710, AS1010 & AS1210 • FOAM MARKER EQUIPMENT • AS710, AS1010 & AS1210 • FOAM MARKER EQUIPMENT • AS710, AS1010 & AS1210 • FOAM MARKER EQUIPMENT • AS710, AS1010 & AS1210

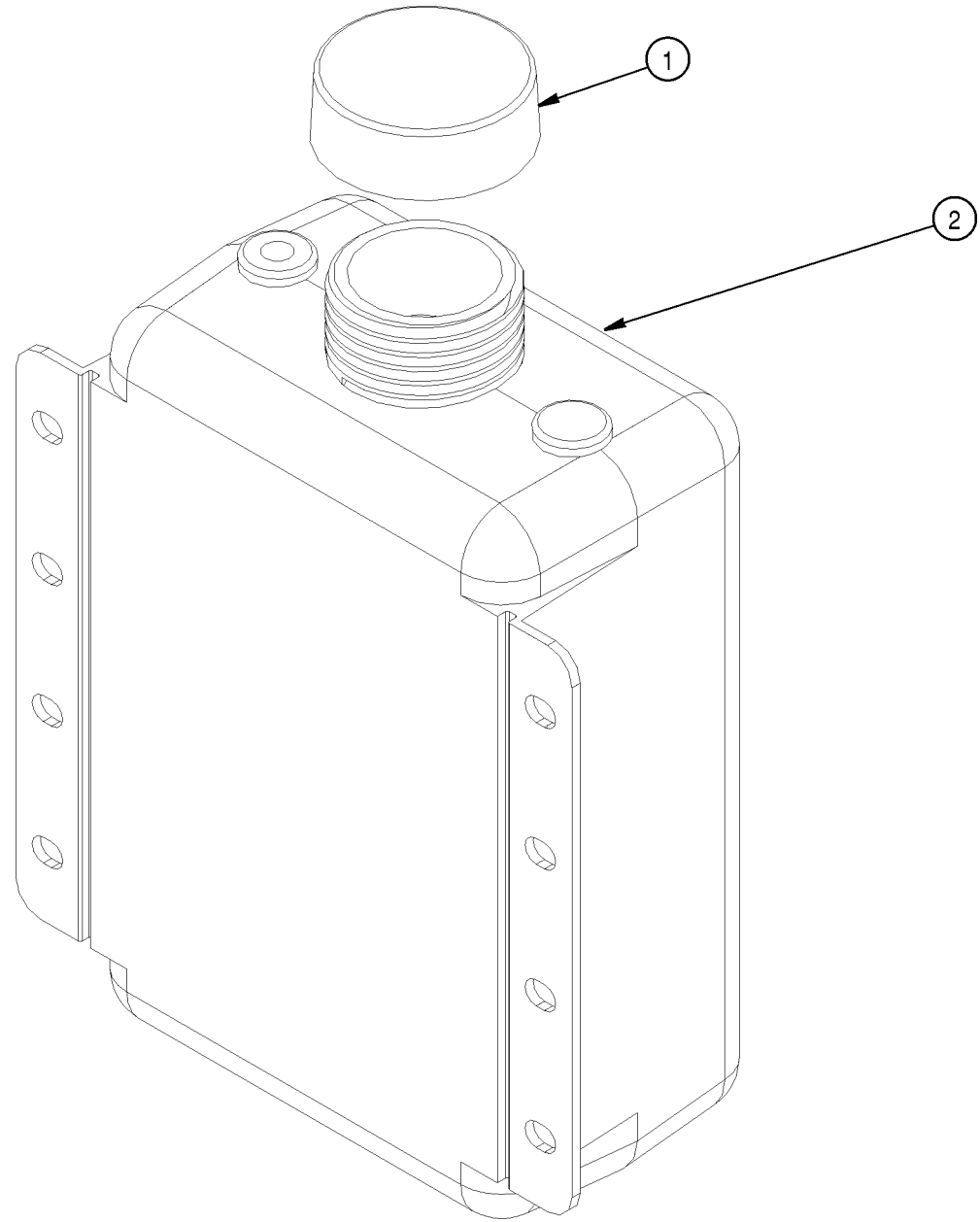
Foam Marker Compressor & Pump Assembly



| Item | Part Number | Qty | Description | Size | Comments |
|------|-------------|-------------|------------------------------------|------|---|
| 1 | 540000527 | 2 | Brass Needle Valve | | |
| 2 | 540000088 | 2 | Check Valve, Foamer | | |
| 3 | 540000061 | 2 | Strainer, RVM Threaded | | |
| 4 | 540000079 | 2 | Valve, Foam Marker | | |
| 5 | 540000526 | 5 | Fitting, 1/4" PM X 1/4" HB 90 | | |
| 6 | 540000512 | 1 | Valve, Check 1/2" Thread Smucker | | |
| 7 | 540000005 | 1 | Breather, Foamer Compressor | | |
| 8 | 540000506 | 1 | Compressor, Air Foam Smucker | | |
| 9 | 540000510 | 1 | Pump, Water Smucker | | |
| | 540000509 | 1 | Housing, aluminum Smucker | | Not shown |
| | 540000501 | as required | Split Boom Kit, Smucker Parts Only | | Kit includes two foam drop and chamber assemblies |
| | 540000513 | as required | Harness, Foam Marker Smucker | | Not shown |
| | K65000031 | as required | Foam Marker Kit, Combo Boom | | Field ready, complete with hardware |
| | K65000036 | as required | Foam Marker Kit, Straight Boom | | Field ready, complete with hardware |
| | 540000500 | 1 | Foam Marker, Smucker Landmark | | Foamer assembly with two foam drops |

Station 4 Foam Marker Equipment • AS710, AS1010 & AS1210

FOAM MARKER EQUIPMENT • AS710, AS1010 & AS1210 • FOAM MARKER EQUIPMENT • AS710, AS1010 & AS1210 • FOAM MARKER EQUIPMENT • AS710, AS1010 & AS1210 • FOAM MARKER EQUIPMENT • AS710, AS1010 & AS1210 • FOAM MARKER EQUIPMENT • AS710, AS1010 & AS1210

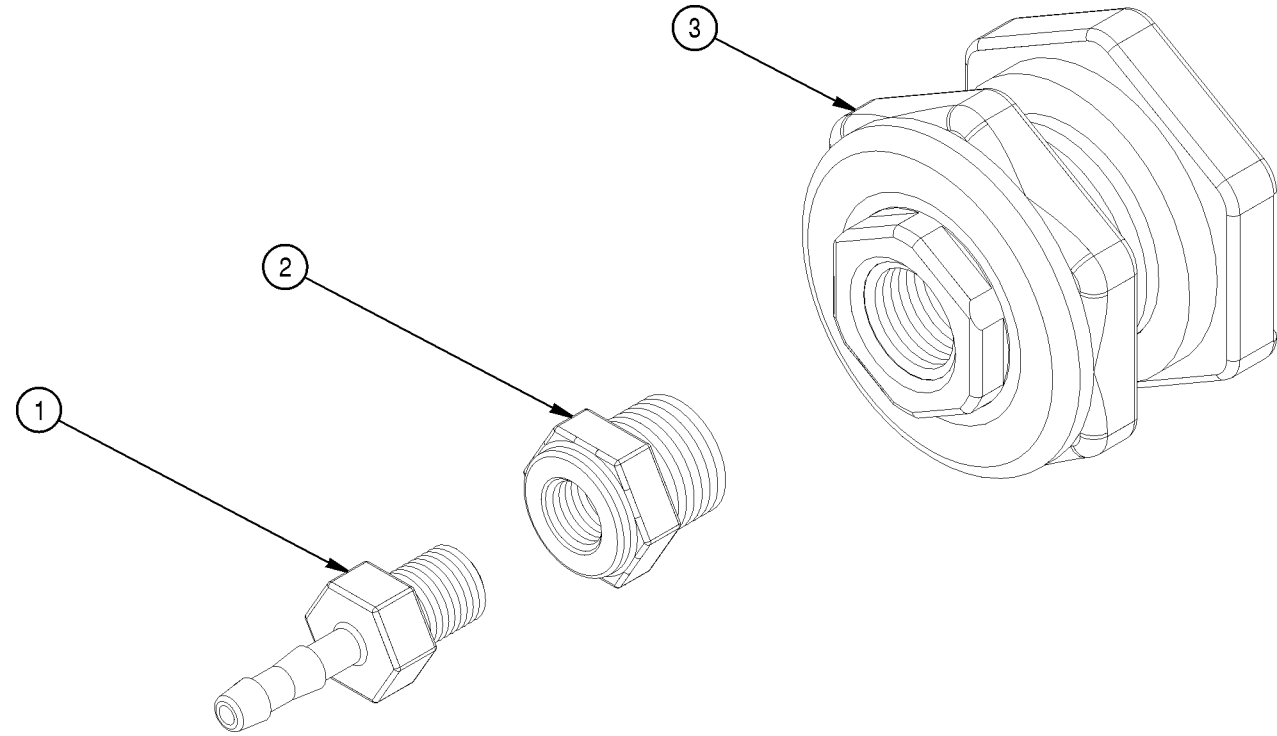


| Item | Part Number | Qty | Description | Size | Comments |
|------|-------------|-----|---------------------------|------|----------|
| 1 | 540000516 | 1 | Lid, Concentrate Tank | | |
| 2 | 540000507 | 1 | Concentrate Tank, Smucker | | |
| | | | | | |
| | | | | | |
| | | | | | |
| | | | | | |
| | | | | | |
| | | | | | |

Station 4 Foam Marker Equipment • AS710, AS1010 & AS1210

FOAM MARKER EQUIPMENT • AS710, AS1010 & AS1210 • FOAM MARKER EQUIPMENT • AS710, AS1010 & AS1210 • FOAM MARKER EQUIPMENT • AS710, AS1010 & AS1210 • FOAM MARKER EQUIPMENT • AS710, AS1010 & AS1210 • FOAM MARKER EQUIPMENT • AS710, AS1010 & AS1210

Foam Marker Rinse Tank Adapter (Smucker)

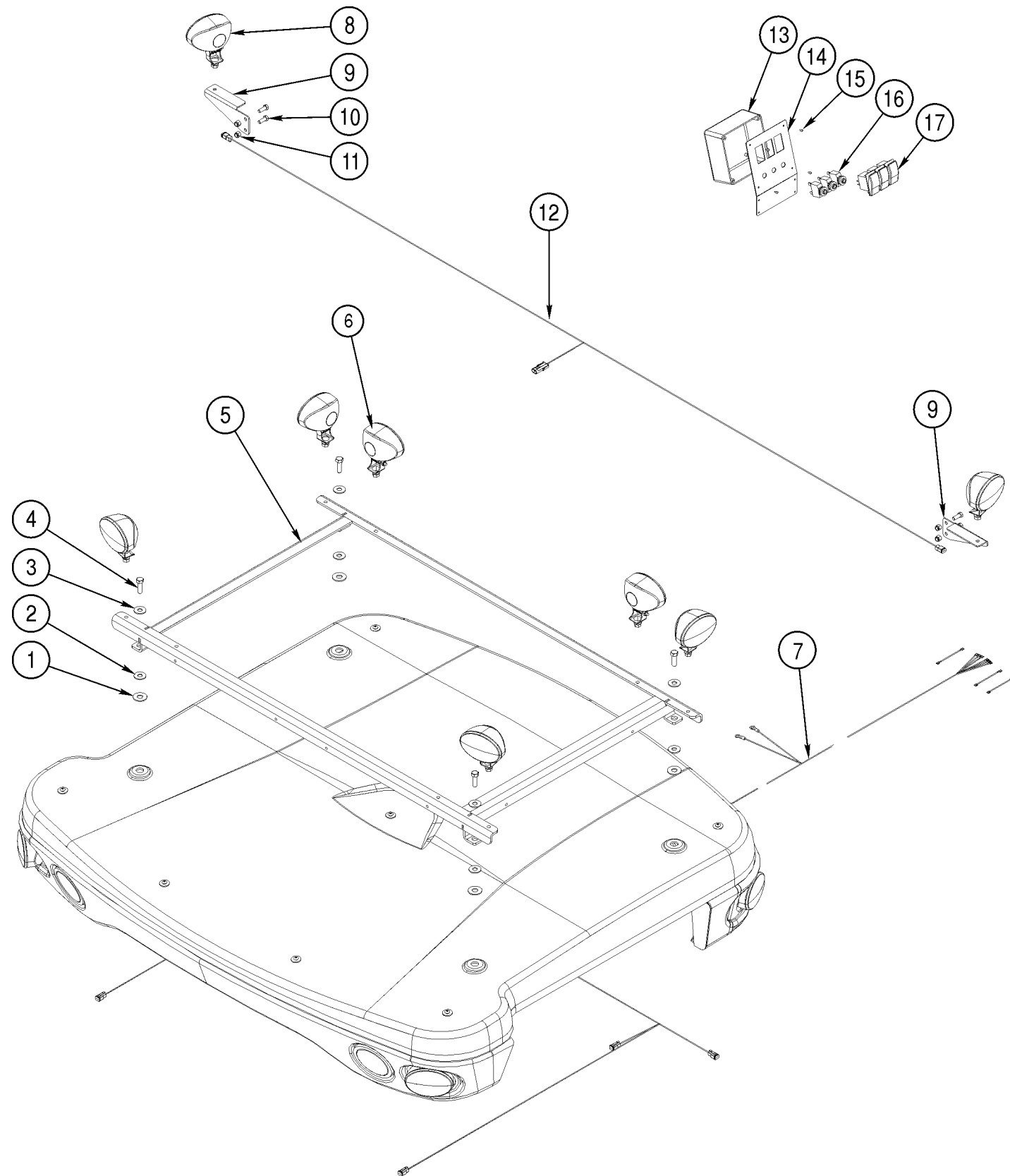


| Item | Part Number | Qty | Description | Size | Comments |
|------|-------------|-----|-------------------------------------|------|----------|
| 1 | 640100137 | 1 | Fitting, Hose Barb 1/4 MPT-1/4 Barb | | |
| 2 | 640100136 | 1 | Fitting, Reducer 1/2 to 1/4 | | |
| 3 | 640100135 | 1 | Fitting, Bulkhead 1/2" | | |
| | | | | | |
| | | | | | |
| | | | | | |
| | | | | | |
| | | | | | |
| | | | | | |

Station 4 Auxiliary Lights • AS710, AS1010 & AS1210

AUXILIARY LIGHTS • AS710, AS1010 & AS1210 • AUXILIARY LIGHTS • AS710, AS1010 & AS1210 • AUXILIARY LIGHTS • AS710, AS1010 & AS1210 • AUXILIARY LIGHTS • AS710, AS1010 & AS1210 • AUXILIARY LIGHTS • AS710, AS1010 & AS1210 • AUXILIARY LIGHTS • AS710, AS1010 & AS1210

Auxiliary Lights
ASAS710, AS1010 & AS1210

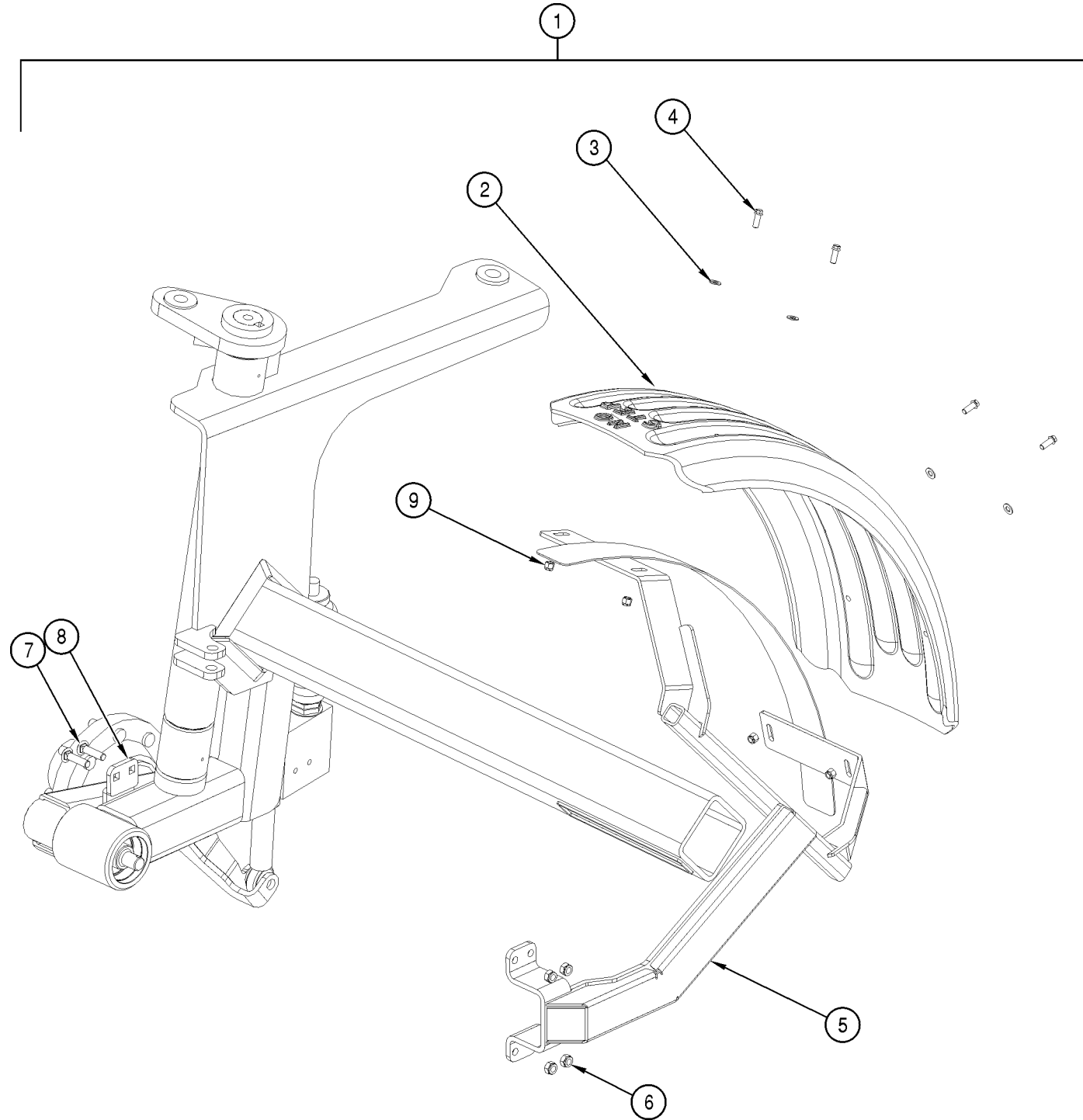


| Item | Part Number | Qty | Description | Size | Comments |
|------|-------------|-----|-------------------------------------|------|-----------------------------------|
| 1 | 40000721 | 4 | Rubber Washer, Cab Top | | |
| 2 | 902003056 | 4 | Washer, Flat Extra Thick 1/2 | | |
| 3 | 902003210 | 4 | Washer, Flat 1/2 ZP | | |
| 4 | 900003245 | 4 | Bolt, HHCS 1/2-13 X 1 1/2 G5 ZP | | |
| 5 | 40000718 | 1 | Bracket, Optional Lightbar | | |
| 6 | 710000405 | 6 | Light, Dual Beam Halogen | | |
| 7 | 700000481 | 1 | Harness, Auxiliary Light Switch Box | | |
| 8 | 710000406 | 2 | Light, Single Beam | | |
| 9 | 40000720 | 2 | Bracket, Optional Backrack Lightbar | | |
| 10 | 900002815 | 4 | Bolt, HHCS 3/8-16 X 1 G5 ZP | | |
| 11 | 901003020 | 4 | Nut, Nylock 3/8-16 ZP | | |
| 12 | 700000483 | 1 | Harness, Aux. Lights Backrack | | |
| 13 | 700000479 | 1 | Switchbox, Auxiliary Lights | | |
| 14 | 700000480 | 1 | Faceplate, Auxiliary Light Switch | | |
| 14A | 700000485 | 1 | Decal, Auxiliary Lights | | |
| 15 | 40000341 | 4 | Screw, RHMS #4-40 X 1/4 | | |
| 16 | 700000484 | 3 | Circuit Breaker, Resetting 30A | | |
| 17 | 700300066 | 3 | Switch, Remote Product Pump | | |
| | 700000108 | 6 | Cap, 2 Pin Deutsch Connector | | Not shown, Used for shipping only |

Station 4 Fenders • AS710 & AS1010 (28" Front)

FENDERS • AS710 & AS1010 (28" FRONT) • FENDERS • AS710 & AS1010 (28" FRONT) • FENDERS • AS710 & AS1010 (28" FRONT) • FENDERS • AS710 & AS1010 (28" FRONT) • FENDERS • AS710 & AS1010 (28" FRONT) • FENDERS • AS710 & AS1010 (28" FRONT) • FENDERS • AS710 & AS1010 (28" FRONT) • FENDERS • AS710 & AS1010 (28" FRONT)

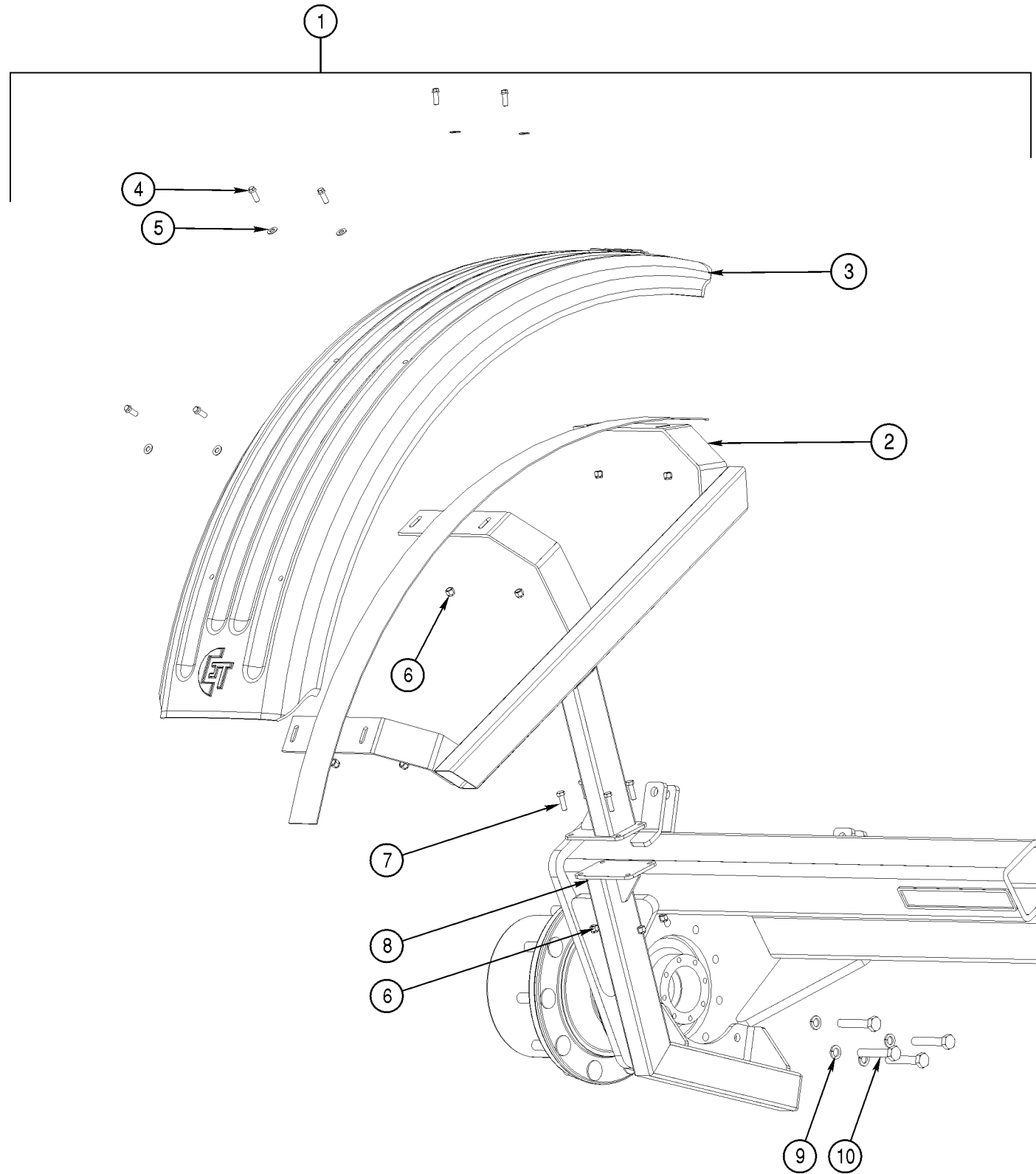
Fenders
ASAS710 & AS1010 (28" Front)



| Item | Part Number | Qty | Description | Size | Comments |
|------|-------------|-----|--------------------------------------|------|---|
| 1 | K65000614 | | Kit, Fenders 28" Front 710 & 1010 | | Includes all Fenders, Brackets, & Hardware for both sides |
| 2 | 500200000 | 1 | Fender, Plastic 28" Tire | | |
| 3 | 902003045 | 4 | Washer, Flat 3/8 ZP | | |
| 4 | 900106537 | 4 | Bolt, Flanged 3/8-16 X 1 | | |
| 5 | 500200034 | 1 | Fender Bracket, Standard Front Right | | Fender Bracket, Standard Front Left P/N 500200033 |
| 6 | 901003040 | 4 | Nut, Nylock 1/2-13 ZP | | |
| 7 | 900106536 | 4 | Bolt, Carriage 1/2-13 X 2 | | |
| 8 | 500200020 | 1 | Fender Bolt Plate 4-4 Front | | |
| 9 | 901003020 | 4 | Nut, Nylock 3/8-16 ZP | | |

Station 4 Fenders • AS710, AS1010 & AS1210 without Drop Box (46" Rear)

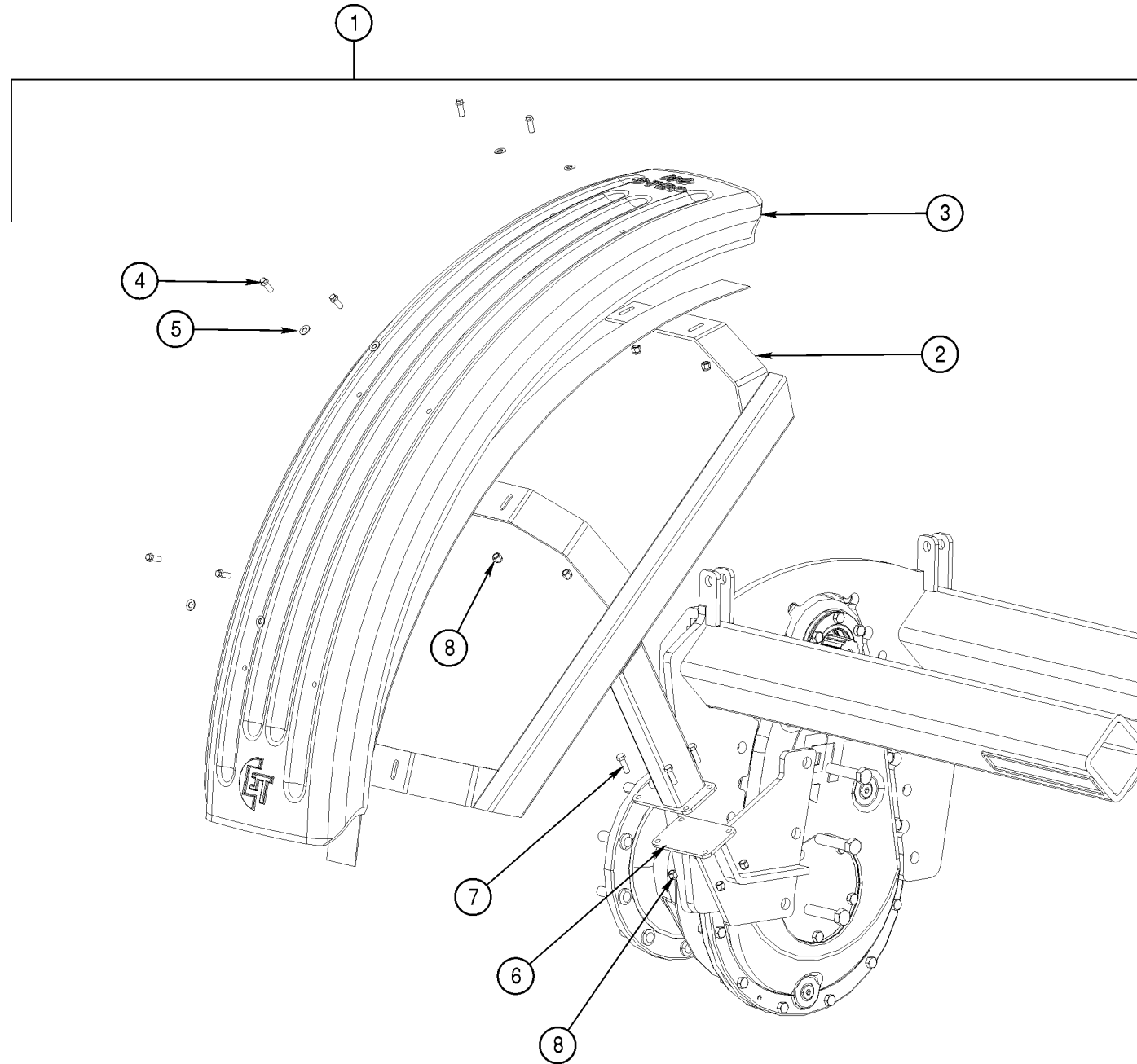
FENDERS • AS710, AS1010 & AS1210 WITHOUT DROP BOX (46" REAR) • FENDERS • AS710, AS1010 & AS1210 WITHOUT DROP BOX (46" REAR) • FENDERS • AS710, AS1010 & AS1210 WITHOUT DROP BOX (46" REAR) • FENDERS • AS710, AS1010 & AS1210 WITHOUT DROP BOX (46" REAR)
 AS710, AS1010 & AS1210 without Drop Box (46" Rear)



| Item | Part Number | Qty | Description | Size | Comments |
|------|-------------|-----|----------------------------|------|---|
| 1 | K65000612 | 1 | Kit, Fender 46 Rear | | Includes Fenders, Brackets, & Hardware for both sides |
| 2 | 500200024 | 1 | Fender Bracket, Upper Left | | Fender Bracket, Upper Right P/N 500200025 |
| 3 | 500200002 | 1 | Fender, Plastic 46" Tire | | |
| 4 | 900106537 | 6 | Bolt, Flanged 3/8-16 X 1 | | |
| 5 | 902003045 | 6 | Washer, Flat 3/8 ZP | | |
| 6 | 901003020 | 10 | Nut, Nylock 3/8-16 ZP | | |
| 7 | 900006604 | 4 | Bolt, Hex 3/8-16 X 1 1/4 | | |
| 8 | 500200023 | 1 | Fender Bracket, Lower Left | | Fender Bracket, Lower Right P/N 500200022 |
| 9 | 902003046 | 4 | Washer, Lock M16 | | |
| 10 | 900100800 | 4 | Bolt, Hex M16 X 2.0 X 90 | | |

Station 4 Fenders • AS1010 & AS1210 with Drop Box (46" Rear)

FENDERS • AS1010 & AS1210 WITH DROP BOX (46" REAR) • FENDERS • AS1010 & AS1210 WITH DROP BOX (46" REAR) • FENDERS • AS1010 & AS1210 WITH DROP BOX (46" REAR) • FENDERS • AS1010 & AS1210 WITH DROP BOX (46" REAR) • FENDERS • AS1010 & AS1210 WITH DROP BOX (46" REAR)

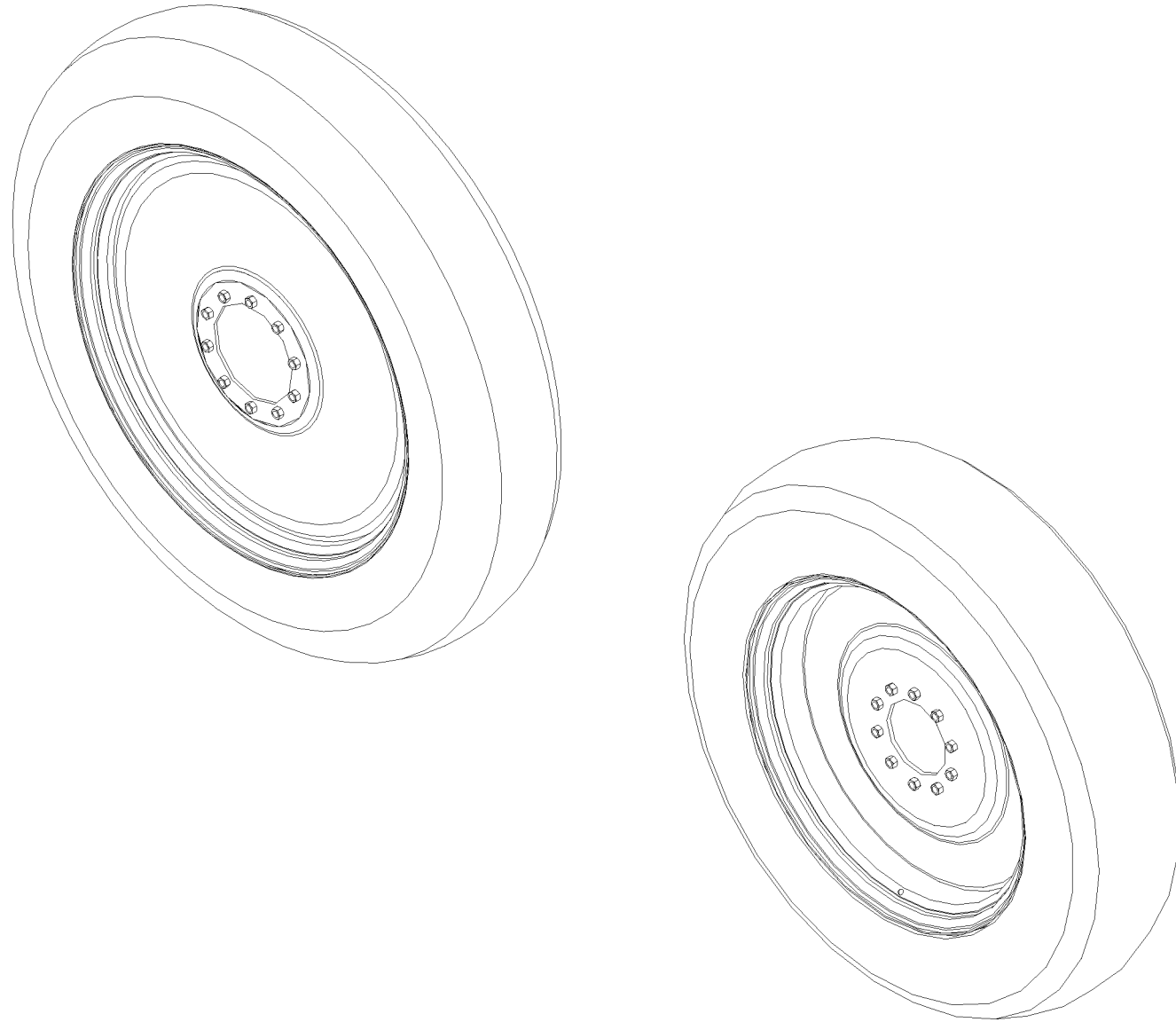


| Item | Part Number | Qty | Description | Size | Comments |
|------|-------------|-----|-------------------------------------|------|---|
| 1 | K65000613 | | Kit, Fender 46" Rear 1010 & 1210 DB | | Includes Fenders, Brackets, & Hardware for both sides |
| 2 | 500200024 | 1 | Fender Bracket, Upper Left | | Fender Bracket, Upper Right P/N 500200025 |
| 3 | 500200002 | 1 | Fender, Plastic 46" Tire | | |
| 4 | 900106537 | 6 | Bolt, Flanged 3/8-16 X 1 | | |
| 5 | 902003045 | 6 | Washer, Flat 3/8 ZP | | |
| 6 | 500200027 | 1 | Fender Bracket, Lower Left DB | | Fender Bracket, Lower Right DB P/N 500200026 |
| 7 | 900006604 | 4 | Bolt, Hex 3/8-16 X 1 1/4 | | |
| 8 | 901003020 | 10 | Nut, Nylock 3/8-16 ZP | | |

Station 4 Wheels & Tires • AS710

WHEELS & TIRES • AS710 • WHEELS & TIRES • AS710 • WHEELS & TIRES • AS710 • WHEELS & TIRES • AS710 • WHEELS & TIRES • AS710 • WHEELS & TIRES • AS710 • WHEELS & TIRES • AS710 • WHEELS & TIRES • AS710 • WHEELS & TIRES • AS710 • WHEELS & TIRES

Wheels & Tires
AS710



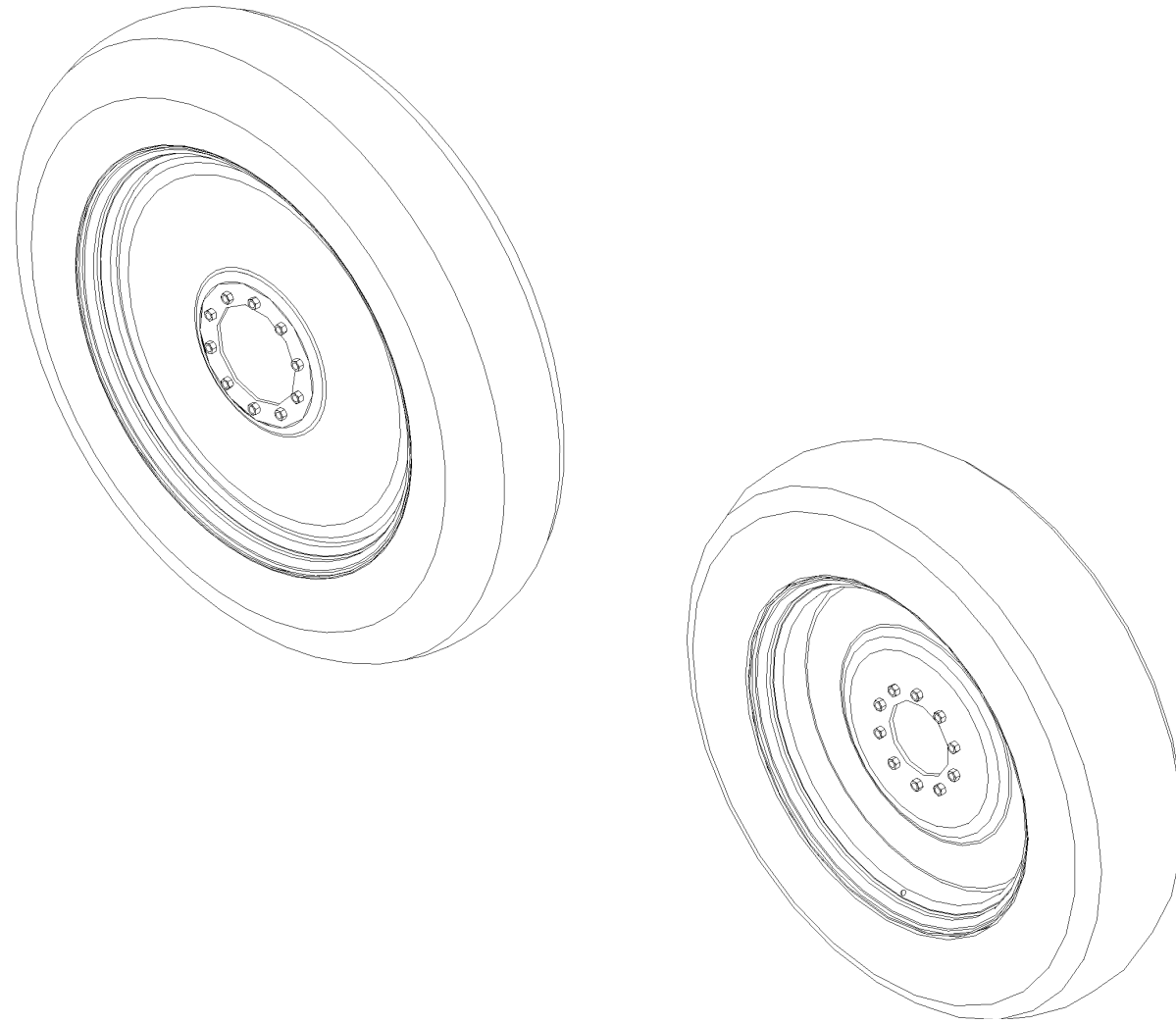
| AS710 WITH 90" AXLE SPACING | | |
|-----------------------------|-----------|---------------------------|
| FRONT | 500100000 | FRONT RIM ONLY 28X10 |
| | 500100151 | FRONT TIRE ONLY 12.4X28 |
| | 500100180 | FRONT RIM & TIRE ASSEMBLY |
| | 900003798 | STUD, FRONT HUB |
| | 901000980 | NUT, LUG FRONT HUB |
| REAR | 500100851 | REAR RIM ONLY 46X12 |
| | 500100177 | REAR TIRE ONLY 380/90R46 |
| | 500100185 | REAR RIM & TIRE ASSEMBLY |
| | 350000190 | STUD, REAR HUB |
| | 900100037 | NUT, LUG REAR HUB |

| AS710 WITH 120" AXLE SPACING STANDARD FRONT AXLE | | |
|--|-----------|---------------------------|
| FRONT | 500100000 | FRONT RIM ONLY 28X10 |
| | 500100151 | FRONT TIRE ONLY 12.4X28 |
| | 500100180 | FRONT RIM & TIRE ASSEMBLY |
| | 900003798 | STUD, FRONT HUB |
| | 901000980 | NUT, LUG FRONT HUB |
| REAR | 500100860 | REAR RIM ONLY 46X12 |
| | 500100177 | REAR TIRE ONLY 380/90R46 |
| | 500100610 | REAR RIM & TIRE ASSEMBLY |
| | 350000190 | STUD, REAR HUB |
| | 900100037 | NUT, LUG REAR HUB |
| REAR NARROW | 500100854 | REAR RIM ONLY 50X10 |
| | 500100184 | REAR TIRE ONLY 320/90R46 |
| | 500100920 | REAR RIM & TIRE ASSEMBLY |
| | 350000190 | STUD, REAR HUB |
| | 900100037 | NUT, LUG REAR HUB |

| AS710 WITH 120" AXLE SPACING HEAVY DUTY FRONT AXLE | | |
|--|-----------|---------------------------|
| FRONT | 500100001 | FRONT RIM ONLY 38X12 |
| | 500100178 | FRONT TIRE ONLY 380/90R38 |
| | 500100181 | FRONT TIRE & RIM ASSEMBLY |
| | 900003799 | STUD, FRONT HUB HD |
| | 900100037 | NUT, LUG FRONT HUB |
| FRONT NARROW | 500100183 | FRONT RIM ONLY 320/85R38 |
| | 500100186 | FRONT TIRE ONLY 320/85R38 |
| | 500100930 | FRONT TIRE & RIM ASSEMBLY |
| | 900003799 | STUD, FRONT HUB HD |
| | 900100037 | NUT, LUG FRONT HUB |
| REAR | 500100860 | REAR RIM ONLY 46X12 |
| | 500100177 | REAR TIRE ONLY 380/90R46 |
| | 500100610 | REAR RIM & TIRE ASSEMBLY |
| | 350000190 | STUD, REAR HUB |
| | 900100037 | NUT, LUG REAR HUB |
| REAR NARROW | 500100854 | REAR RIM ONLY 50X10 |
| | 500100184 | REAR TIRE ONLY 320/90R46 |
| | 500100920 | REAR RIM & TIRE ASSEMBLY |
| | 350000190 | STUD, REAR HUB |
| | 900100037 | NUT, LUG REAR HUB |

Station 4 Wheels & Tires • AS1010

WHEELS & TIRES • AS1010 • WHEELS & TIRES • AS1010 • WHEELS & TIRES • AS1010 • WHEELS & TIRES • AS1010 • WHEELS & TIRES • AS1010 • WHEELS & TIRES • AS1010 • WHEELS & TIRES • AS1010 • WHEELS & TIRES • AS1010 • WHEELS & TIRES • AS1010



AS1010 WITH STANDARD FRONT AXLE (ALL AXLE SPACING) 36" & 42" CC

| | | |
|-------------|-----------|---------------------------|
| FRONT | 500100000 | FRONT RIM ONLY 28X10 |
| | 500100151 | FRONT TIRE ONLY 12.4X28 |
| | 500100180 | FRONT RIM & TIRE ASSEMBLY |
| | 900003798 | STUD, FRONT HUB |
| | 901000980 | NUT, LUG FRONT HUB |
| REAR | 500100865 | REAR RIM ONLY 46X12 |
| | 500100177 | REAR TIRE ONLY 380/90R46 |
| | 500100611 | REAR RIM & TIRE ASSEMBLY |
| | 350000190 | STUD, REAR HUB |
| | 900100037 | NUT, LUG REAR HUB |
| REAR NARROW | 500100854 | REAR RIM ONLY 50X10 |
| | 500100184 | REAR TIRE ONLY 320/90R46 |
| | 500100920 | REAR RIM & TIRE ASSEMBLY |
| | 350000190 | STUD, REAR HUB |
| | 900100037 | NUT, LUG REAR HUB |

AS1010 WITH STANDARD FRONT AXLE (ALL AXLE SPACING) 48" Crop Clearance

| | | |
|-------------|-----------|---------------------------|
| FRONT | 500100000 | FRONT RIM ONLY 28X10 |
| | 500100151 | FRONT TIRE ONLY 12.4X28 |
| | 500100180 | FRONT RIM & TIRE ASSEMBLY |
| | 900003798 | STUD, FRONT HUB |
| | 901000980 | NUT, LUG FRONT HUB |
| REAR | 500100865 | REAR RIM ONLY 46X12 |
| | 500100177 | REAR TIRE ONLY 380/90R46 |
| | 500100611 | REAR RIM & TIRE ASSEMBLY |
| | 350000188 | STUD, REAR HUB |
| | 900100037 | NUT, LUG REAR HUB |
| REAR NARROW | 500100854 | REAR RIM ONLY 50X10 |
| | 500100184 | REAR TIRE ONLY 320/90R46 |
| | 500100920 | REAR RIM & TIRE ASSEMBLY |
| | 350000188 | STUD, REAR HUB |
| | 900100037 | NUT, LUG REAR HUB |

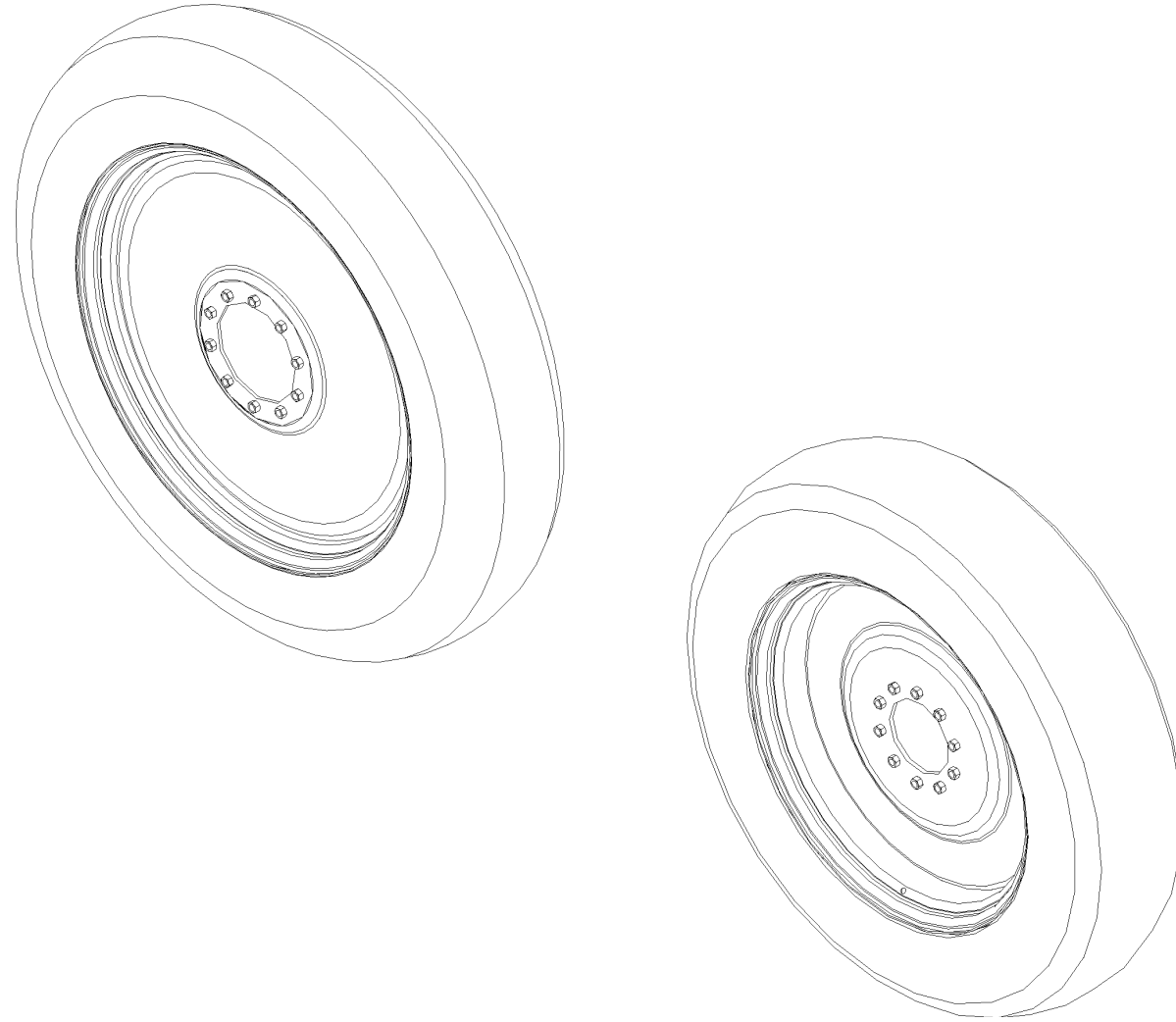
AS1010 WITH HEAVY DUTY FRONT AXLE (ALL AXLE SPACING) 36" & 42" Crop Clearance

| | | |
|--------------|-----------|---------------------------|
| FRONT | 500100001 | FRONT RIM ONLY 38X12 |
| | 500100178 | FRONT TIRE ONLY 380/90R38 |
| | 500100181 | FRONT TIRE & RIM ASSEMBLY |
| | 900003799 | STUD, FRONT HUB HD |
| | 900100037 | NUT, LUG FRONT HUB |
| FRONT NARROW | 500100183 | FRONT RIM ONLY 320/85R38 |
| | 500100186 | FRONT TIRE ONLY 320/85R38 |
| | 500100930 | FRONT TIRE & RIM ASSEMBLY |
| | 900003799 | STUD, FRONT HUB HD |
| | 900100037 | NUT, LUG FRONT HUB |
| REAR | 500100865 | REAR RIM ONLY 46X12 |
| | 500100177 | REAR TIRE ONLY 380/90R46 |
| | 500100611 | REAR RIM & TIRE ASSEMBLY |
| | 350000190 | STUD, REAR HUB |
| | 900100037 | NUT, LUG REAR HUB |
| REAR NARROW | 500100854 | REAR RIM ONLY 50X10 |
| | 500100184 | REAR TIRE ONLY 320/90R46 |
| | 500100920 | REAR RIM & TIRE ASSEMBLY |
| | 350000190 | STUD, REAR HUB |
| | 900100037 | NUT, LUG REAR HUB |

Station 4 Wheels & Tires • AS1010

WHEELS & TIRES • AS1010 • WHEELS & TIRES • AS1010 • WHEELS & TIRES • AS1010 • WHEELS & TIRES • AS1010 • WHEELS & TIRES • AS1010 • WHEELS & TIRES • AS1010 • WHEELS & TIRES • AS1010 • WHEELS & TIRES • AS1010 • WHEELS & TIRES • AS1010

AS1010 Continued



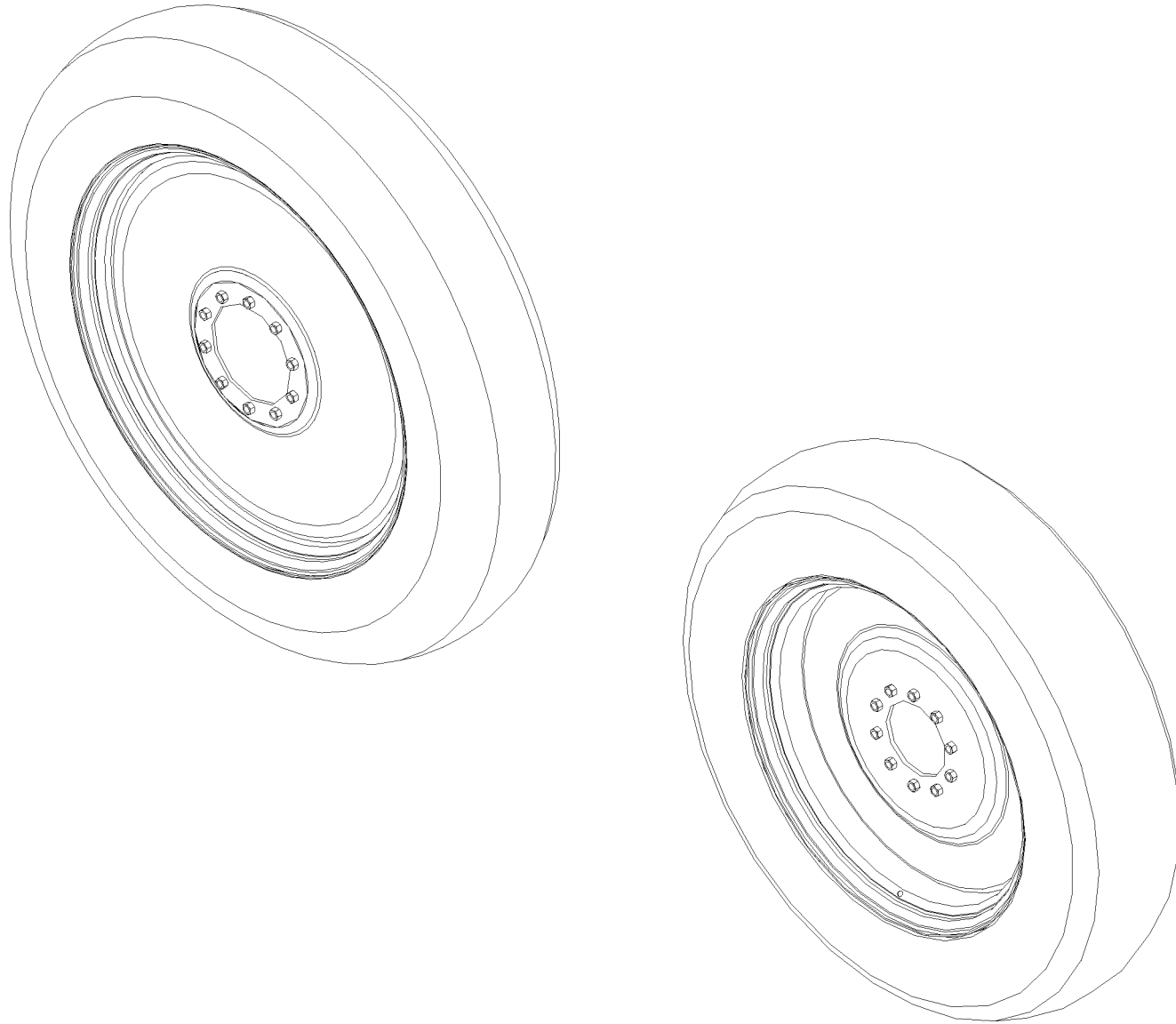
| AS1010 WITH HEAVY DUTY FRONT AXLE (ALL AXLE SPACING) 48" Crop Clearance | | |
|--|-----------|---------------------------|
| FRONT | 500100001 | FRONT RIM ONLY 38X12 |
| | 500100178 | FRONT TIRE ONLY 380/90R38 |
| | 500100181 | FRONT TIRE & RIM ASSEMBLY |
| | 900003799 | STUD, FRONT HUB HD |
| | 900100037 | NUT, LUG FRONT HUB |
| FRONT NARROW | 500100183 | FRONT RIM ONLY 320/85R38 |
| | 500100186 | FRONT TIRE ONLY 320/85R38 |
| | 500100930 | FRONT TIRE & RIM ASSEMBLY |
| | 900003799 | STUD, FRONT HUB HD |
| | 900100037 | NUT, LUG FRONT HUB |
| REAR | 500100865 | REAR RIM ONLY 46X12 |
| | 500100177 | REAR TIRE ONLY 380/90R46 |
| | 500100611 | REAR RIM & TIRE ASSEMBLY |
| | 350000188 | STUD, REAR HUB |
| | 900100037 | UT, LUG REAR HUB |
| REAR NARROW | 500100854 | REAR RIM ONLY 50X10 |
| | 500100184 | REAR TIRE ONLY 320/90R46 |
| | 500100920 | REAR RIM & TIRE ASSEMBLY |
| | 350000188 | STUD, REAR HUB |
| | 900100037 | NUT, LUG REAR HUB |

| DUAL EXTENSIONS 48" Crop Clearance | | |
|---|-----------|--------------------------|
| DUAL EXTENSIONS 48" CC | 500100403 | DUAL EXTENSION |
| | 350000189 | STUDS FOR DUAL EXTENSION |
| | 900100037 | NUT, DUAL EXTENSION |

Station 4 Wheels & Tires • AS1210

WHEELS & TIRES • AS1210 • WHEELS & TIRES • AS1210 • WHEELS & TIRES • AS1210 • WHEELS & TIRES • AS1210 • WHEELS & TIRES • AS1210 • WHEELS & TIRES • AS1210 • WHEELS & TIRES • AS1210 • WHEELS & TIRES • AS1210 • WHEELS & TIRES • AS1210

AS1210



| AS1210 WITH HEAVY DUTY FRONT AXLE (ALL AXLE SPACING) 48" Crop Clearance | | |
|--|-----------|---------------------------|
| FRONT | 500100001 | FRONT RIM ONLY 38X12 |
| | 500100178 | FRONT TIRE ONLY 380/90R38 |
| | 500100181 | FRONT TIRE & RIM ASSEMBLY |
| | 900003799 | STUD, FRONT HUB HD |
| | 900100037 | NUT, LUG FRONT HUB |
| FRONT NARROW | 500100183 | FRONT RIM ONLY 320/85R38 |
| | 500100186 | FRONT TIRE ONLY 320/85R38 |
| | 500100930 | FRONT TIRE & RIM ASSEMBLY |
| | 900003799 | STUD, FRONT HUB HD |
| | 900100037 | NUT, LUG FRONT HUB |
| REAR | 500100865 | REAR RIM ONLY 46X12 |
| | 500100177 | REAR TIRE ONLY 380/90R46 |
| | 500100611 | REAR RIM & TIRE ASSEMBLY |
| | 350000188 | STUD, REAR HUB |
| | 900100037 | NUT, LUG REAR HUB |
| REAR NARROW | 500100854 | REAR RIM ONLY 50X10 |
| | 500100184 | REAR TIRE ONLY 320/90R46 |
| | 500100920 | REAR RIM & TIRE ASSEMBLY |
| | 350000188 | STUD, REAR HUB |
| | 900100037 | NUT, LUG REAR HUB |

| DUAL EXTENSIONS 48" Crop Clearance | | |
|---|-----------|--------------------------|
| DUAL EXTENSIONS 48" CC | 500100403 | DUAL EXTENSION |
| | 350000189 | STUDS FOR DUAL EXTENSION |
| | 900100037 | NUT, DUAL EXTENSION |

Station 4 **Wheels & Tires (Floatation) • AS710, AS1010 & AS1210**

WHEELS & TIRES (FLOATAION) • AS710 • AS1010 & AS1210 • WHEELS & TIRES (FLOATAION) • AS710 • AS1010 & AS1210 • WHEELS & TIRES (FLOATAION) • AS710 • AS1010 & AS1210 • WHEELS & TIRES (FLOATAION) • AS710 • AS1010 & AS1210 • WHEELS & TIRES (FLOATAION)

AS710, AS1010 & AS1210
(Floatation)

Semi-Float



Full-Float



| FLOATAION TIRES FOR AS710, AS1010, & AS1210 | | |
|---|---|---|
| KIT NUMBER | DESCRIPTION | MODELS |
| K65000079 | REAR, SEMI-FLOATATION TIRE SIZE 520/85R46 | AS1010 36" OR 42" CC, OR AS710 W/ 120" AXLE SPACING |
| K65000080 | FRONT, SEMI-FLOATATION TIRE SIZE 480/70R34 | AS1010 OR AS1210 W/ HEAVY DUTY FRONT AXLE ALL CC |
| K65000081 | REAR, SEMI-FLOATATION TIRE SIZE 520/85R46 | AS1010 OR AS1210 W/ 48" CC (DROP BOXES) |
| K65000082 | FRONT, FULL FLOATATION TIRE SIZE 23.1X26R-3 | AS1010 OR AS1210 W/ HEAVY DUTY FRONT AXLE ALL CC |
| K65000083 | REAR, FULL FLOATATION TIRE SIZE 30.5X32R-3 | AS1010 OR AS1210 W/ 48" CC (DROP BOXES) |
| ALL THE ABOVE KITS INCLUDE TWO TIRES MOUNTED TO RIMS, NEW WHEEL STUDS, AND LUG NUTS | | |

Station 4 Wiring Harnesses • AS710, AS1010 & AS1210

WIRING HARNESSSES • AS710, AS1010 & AS1210 • WIRING HARNESSSES • AS710, AS1010 & AS1210 • WIRING HARNESSSES • AS710, AS1010 & AS1210 • WIRING HARNESSSES • AS710, AS1010 & AS1210 • WIRING HARNESSSES • AS710, AS1010 & AS1210 • WIRING HARNESSSES

Wiring Harness
AS710, AS1010 & AS1210

| Part Number | Qty | Description | Model # |
|-------------|-------------|--|-----------------|
| 700000441 | 1 | Wire Kit, Deere Starter Relay | 710 |
| 700000455 | 1 | Harness, Cummins Cold Start | 1010, 1210 |
| 700000437 | 1 | Harness, Grid Heater/Alt Deere | 710 |
| 700000456 | 1 | Harness, Engine Deere | 710 |
| 700000450 | 1 | Harness, Engine Cummins | 1010, 1210 |
| 700000425 | as required | Harness, Adjust on the Go | 1010, 1210 |
| 700000436 | 1 | Harness, Boom | 710, 1010, 1210 |
| 700000000 | 1 | Connector Raven Radar | 710, 1010, 1210 |
| 700000004 | 2 | Connector Flow Meter | 710, 1010, 1210 |
| 700000449 | 1 | Harness, Main | 710, 1010, 1210 |
| 700000457 | 1 | Harness, Console ITL/JCB 4 Speed Trans | 710 |
| 700000452 | 1 | Harness, Console ITL/JCB 6 Speed Trans | 1010 |
| 700000435 | as required | Harness, Transmission Funk | 1010, 1210 |
| 700000454 | as required | Harness, Console Funk Transmission | 1010, 1210 |
| 720100010 | 1 | Cable, Battery Positive | 710, 1010, 1210 |
| 720100011 | 1 | Cable, Battery Negative | 710, 1010, 1210 |

Station 4

Hydraulic Hoses • AS710

HYDRAULIC HOSES • AS710 • HYDRAULIC HOSES • AS710 • HYDRAULIC HOSES • AS710 • HYDRAULIC HOSES • AS710 • HYDRAULIC HOSES • AS710 • HYDRAULIC HOSES • AS710 • HYDRAULIC HOSES • AS710 • HYDRAULIC HOSES • AS710 • HYDRAULIC HOSES • AS710

Hydraulic Hoses, Non Hydraulic Hoses & Fittings
AS710

Hydraulic Hose with Fittings

| Part Number | Qty | Description | Fitting #1 | Fitting #2 | Length | Size | Material |
|-------------|-----|----------------------------------|------------|-------------------|--------|------|----------|
| 800200095 | 1 | RACK TO ACCUMULATOR | 6FLF | 6FLF90 | 34 | 4 | 100R17 |
| 800200171 | 1 | PROD P P TO SUSP BLOCK | 8FLF | 8FLF 90 | 87.5 | 8 | 100R17 |
| 800200171 | 1 | PROD P T TO SUSP BLOCK | 8FLF | 8FLF 90 | 87.5 | 8 | 100R17 |
| 800200027 | 1 | SUSP TO FILTER T | 16FLF | 16FLF90 | 46 | 16 | 100R3 |
| 800200028 | 1 | SUSP TO JUNCTION P | 12FLF | 12FLF90 LONG DROP | 91 | 12 | 100R17 |
| 800200029 | 1 | FILTER TO JUNCTION T | 16FLF | 16FLF | 34 | 16 | 100R4 |
| 800200005 | 2 | RAM CYL TO FRAME | 8FLF | 8FLF | 20.5 | 8 | 100R17 |
| 800200006 | 2 | SWAY CYL TO FRAME | 8FLF | 8FLF | 25.5 | 8 | 100R17 |
| 800200032 | 1 | L1 TO FRAME | 8FLF | 8FLF90 | 15 | 8 | 100R17 |
| 800200033 | 1 | L2 TO FRAME | 8FLF | 8FLF90 | 16.75 | 8 | 100R17 |
| 800200034 | 1 | R1 TO FRAME | 8FLF | 8FLF | 21 | 8 | 100R17 |
| 800200035 | 1 | R2 TO FRAME | 8FLF | 8FLF | 19 | 8 | 100R17 |
| 800200174 | 1 | JUNCTION S TO COOLER | 12FLF | 12FLF | 105 | 12 | 100R1-AT |
| 800200037 | 1 | LHC TO ST. CYL | 6FLF | 6FLF90 | 90.5 | 6 | 100R17 |
| 800200038 | 1 | RHC TO ST. CYL | 6FLF | 6FLF90 LONG DROP | 91.5 | 6 | 100R17 |
| 800200039 | 1 | COOLER TO PUMP | 16FLF | 16FLF | 30 | 16 | 100R4 |
| 800200040 | 1 | PISTON S TO RES. | 16FLF | 16FLF90 | 76.75 | 16 | 100R4 |
| 800200041 | 1 | GEAR S TO RES. | 16FLF | 16FLF90 | 62 | 16 | 100R4 |
| 800200042 | 1 | PISTON P TO JUNCTION | 12FLF | 12FLF90 LONG DROP | 88 | 12 | 100R17 |
| 800200043 | 1 | CASE D TO JUNCTION | 6FLF | 6FLF90 | 96 | 6 | 100R17 |
| 800200143 | 1 | JUNCTION TO TANK T | 16FLF | 16FLF | 67 | 16 | 100R3 |
| 800200045 | 1 | JUNCTION TO SPRING CAN | 4FLF | 6SLF 90 | 22.5 | 4 | 100R17 |
| 800200046 | 1 | COOLER LH TO FRNT TRANS | 12FLF | 12FLF90 | 72.5 | 12 | 100R1-AT |
| 800200047 | 1 | COOLER RH TO REAR TRANS | 12FLF | 12FLF90 LONG DROP | 81 | 12 | 100R1-AT |
| 800200192 | 2 | SWAY CYL ROD TO FRAME | 6FLF | 6FLF | 25.5 | 4 | 100R17 |
| 800200193 | 1 | LEFT FRAME TO RETURN | 8FLF | 6FLF 45 | 32 | 6 | 100R17 |
| 800200194 | 1 | RIGHT FRAME TO RETURN | 8FLF | 6FLF | 14 | 6 | 100R17 |
| 800200126 | 2 | STEERING UNIT TO JUNCTION | 6FLF 45 | 8FLF | 38 | 6 | 100R17 |
| 800200127 | 1 | STEERING UNIT TO JUNCTION RETURN | 8FLF 45 | 8FLF | 35 | 8 | 100R17 |
| 800200128 | 1 | STEERING UNIT TO PUMP | 8FLF 45 | 8FLF | 57 | 8 | 100R17 |
| 800200129 | 1 | JUNCTION TO STAIR BULKHEAD | 6FLF | 4FLF 90 | 54.5 | 4 | 100R17 |
| 800200130 | 1 | STAIR BLKH TO LADDER CYL | 6FLF | 6FLF 90 | 18.5 | 4 | 100R17 |
| 800200131 | 2 | MASTER CYL TO BLKH | 2PF | 4FLF 90 | 34 | 4 | 100R17 |
| 800200132 | 1 | STEEL LINE TO DIFF RIGHT | 4FLF 90 | 4 COMP | 27.25 | 4 | 100R17 |
| 800200133 | 1 | STEEL LINE TO DIFF LEFT | 4FLF 90 | 4 COMP | 37.25 | 4 | 100R17 |
| 800200134 | 1 | LHC TO AUTO STEER | 6FLF | 6FLF 90 | 17 | 6 | 100R17 |
| 800200135 | 1 | RHC TO AUTO STEER | 6FLF | 6FLF 90 | 20 | 6 | 100R17 |
| 800200136 | 1 | AUTO STEER TO STEERING MOTOR | 8FLF | 8FLF 45 | 48.5 | 8 | 100R17 |
| 800200137 | 1 | PRESSURE TO AUTO STEER | 8FLF | 8FLF | 94 | 8 | 100R17 |
| 800200138 | 1 | AUTO STEER TO RETURN | 6FLF 45 | 8FLF | 22 | 6 | 100R17 |
| 826000223 | 2 | ACCUMULATOR TO RAM | 20FLF | 20FLF | 43 | 20 | 100R2 |
| 800200051 | 1 | BULKHEAD TO ROD | 6FLF 90 | 6FLF 90 | 23 | 6 | 100R17 |
| 800200144 | 1 | BULKHEAD TO BASE | 6FLF | 6FLF 90 | 31 | 6 | 100R17 |

Station 4 Non Hydraulic Hoses • AS710

NON HYDRAULIC HOSES • AS710 • NON HYDRAULIC HOSES • AS710 • NON HYDRAULIC HOSES • AS710 • NON HYDRAULIC HOSES • AS710 • NON HYDRAULIC HOSES • AS710 • NON HYDRAULIC HOSES • AS710 • NON HYDRAULIC HOSES • AS710

Non-Hydraulic Hoses

| Part Number | Qty. | Description | Comments, Where Used |
|-------------|----------|--------------------------------|---|
| RM800675 | 3 feet | Hose 3/4 Heater CHK 70133 | |
| RM800100 | 9 feet | Fuel Line, 1/4" H175 | Deere Engine |
| RM800325 | 10 feet | Fuel Line, 3/8" H177 | Deere Engine |
| RM800650 | 20 feet | Hose Heater H168 | Deere Engine |
| 420110005 | 1 | Hose, A/C Evap to Comp | A/C |
| 420110006 | 1 | Hose, A/C Drier to Evap | A/C |
| 420110004 | 1 | Hose, A/C Cond to Drier | A/C |
| 420110008 | 1 | Hose, A/C Comp to Cond Deere | A/C, 420120001 Switch A/C Pressure Binary |
| 520400103 | 1 | Hose, Radiator Lower 2 | Cooling Package |
| RM800100 | 4 feet | Fuel Line, 1/4" H175 | Cooling Package |
| 520400104 | 9 inch | Hose Coupling 1.75" | Cooling Package |
| RM800850 | 4 feet | Hose, 1" Rubber AG300 | Rinse Tank |
| RM801050 | 5 feet | Hose, 2" AG Suction EPDM 3 | Rinse Tank |
| RM801050 | 3 feet | Hose, 2" AG Suction EPDM 3 | Poly Product Tank |
| RM800950 | 16 feet | Hose, 1 1/2" AG Suction EPDM 3 | Poly Product Tank |
| RM800150 | 25 feet | Hose, Air Line NT 10004BK | Product Pump Vent |
| RM800850 | 15 feet | Hose, 1" Rubber AG300 | Product Pump |
| RM801050 | 2 feet | Hose, 2" AG Suction EPDM 3 | Product Pump |
| RM800150 | 25 feet | Hose, Air Line NT 10004BK | Product Pump High Flow Vent |
| RM800850 | 15 feet | Hose, 1" Rubber AG300 | Product Pump High Flow |
| RM801075 | 2 feet | Hose, 3" AG Suction EPDM 3 | Product Pump High Flow |
| RM800876 | 21 feet | Hose, 1 1/2" Flat Inductor | Inductor |
| RM800850 | 30 feet | Hose, 1" Rubber AG300 | Rotoflush |
| RM800850 | 20 feet | Hose, 1" Rubber AG300 | Extra Rinse Tank |
| RM800150 | 30 feet | Hose, Air Line NT 10004BK | Pressure Gages on Right Side of Cab |
| RM800850 | 55 feet | Hose, 1" Rubber AG300 | Wet System |
| RM800601 | 84 feet | Hose, 1/2" Pushlock | Fence Row Nozzle |
| RM800850 | 6 feet | Hose, 1" Rubber AG300 | Fence Row Nozzle |
| RM800160 | 400 feet | Hose, 1/4" Clear Vinyl | Foam Marker, Smucker |

Station 4 Hydraulic Hoses • AS1010

HYDRAULIC HOSES • AS1010 • HYDRAULIC HOSES • AS1010 • HYDRAULIC HOSES • AS1010 • HYDRAULIC HOSES • AS1010 • HYDRAULIC HOSES • AS1010 • HYDRAULIC HOSES • AS1010 • HYDRAULIC HOSES • AS1010 • HYDRAULIC HOSES • AS1010 • HYDRAULIC HOSES

| Part Number | Qty | Description | Fitting #1 | Fitting #2 | Length | Size | Material |
|-------------|-----|---------------------------------|------------|------------|--------|------|----------|
| 800200061 | 2 | STEERING UNIT TO JUNCTION | 6FLF 45 | 8FLF | 38 | 6 | 100R17 |
| 800200062 | 1 | STEERING UNIT RETURN | 8FLF 45 | 8FLF | 35 | 8 | 100R17 |
| 800200063 | 1 | STEERING UNIT PRESSURE | 8FLF 45 | 8FLF | 35 | 8 | 100R17 |
| 800200064 | 1 | JUNCTION TO STAIR BULKHEAD | 6FLF | 4FLF 90 | 54.5 | 4 | 100R17 |
| 800200130 | 1 | STAIR BLKH TO LADDER CYL | 6FLF | 6FLF 90 | 18.5 | 4 | 100R17 |
| 800200158 | 2 | MASTER CYL TO BLKH | 2PF | 4FLF 90 | 34 | 4 | 100R17 |
| 800200067 | 1 | STEEL LINE TO DIFF RIGHT | 4FLF 90 | 4 COMP | 27.25 | 4 | 100R17 |
| 800200068 | 1 | STEEL LINE TO DIFF LEFT | 4FLF 90 | 4 COMP | 37.25 | 4 | 100R17 |
| 800200159 | 1 | LHC TO AUTO STEER | 6FLF | 6FLF 90 | 17 | 6 | 100R17 |
| 800200162 | 1 | RHC TO AUTO STEER | 6FLF | 6FLF 90 | 20 | 6 | 100R17 |
| 800200163 | 1 | AUTO STEER TO STEERING MOTOR | 8FLF | 8FLF 45 | 48.5 | 8 | 100R17 |
| 800200164 | 1 | PRESSURE TO AUTO STEER | 8FLF | 8FLF 90 | 39 | 8 | 100R17 |
| 800200165 | 1 | AUTO STEER TO RETURN | 6FLF 45 | 8FLF | 22 | 6 | 100R17 |
| 826000222 | 2 | ACCUMULATOR TO RAM | 20FLF | 20FLF | 37 | 20 | 100R2 |
| 800200048 | 1 | LEFT CYLINDER TO RIGHT CYLINDER | 6FLF | 6FLF | 152 | 6 | 100R17 |
| 800200049 | 1 | BULKHEAD TO RIGHT CYLINDER | 6FLF | 6FLF 90 | 128 | 6 | 100R17 |
| 800200050 | 1 | BULKHEAD TO LEFT CYLINDER | 6FLF | 6FLF 90 | 59 | 6 | 100R17 |
| | | | | | | | |
| | | | | | | | |
| | | | | | | | |

Station 4 Non Hydraulic Hoses • AS1010

NON HYDRAULIC HOSES • AS1010 • NON HYDRAULIC HOSES • AS1010 • NON HYDRAULIC HOSES • AS1010 • NON HYDRAULIC HOSES • AS1010 • NON HYDRAULIC HOSES • AS1010 • NON HYDRAULIC HOSES • AS1010 • NON HYDRAULIC HOSES • AS1010 • NON HYDRAULIC HOSES • AS1010

Non-Hydraulic Hoses

| Part Number | Qty | Description | Comments, Where Used |
|-------------|----------|---------------------------------------|---|
| RM800675 | 3 feet | Hose 3/4 Heater CHK 70133 | |
| RM800325 | 8 feet | Fuel Line 3/8" H177 | Cummins Engine |
| RM800500 | 6 feet | Fuel Line 1/2" | Cummins Engine |
| RM800650 | 21 feet | Hose Heater Black H168 | Cummins Engine |
| 420110005 | 1 | Hose, A/C Evap to Comp | A/C |
| 420110006 | 1 | Hose, A/C Drier to Evap | A/C |
| 420110007 | 1 | Hose, A/C Comp to Cond Cummins | A/C, 420120001 Switch A/C Pressure Binary |
| 420110009 | 1 | Hose, A/C Cond to Drier Cummins | A/C |
| 201199098 | 8 inch | Hose, 2" Silicone Hose for Charge Air | Cooling Package |
| 201200007 | 4 | Coupler, Nomex 3" ID 6" Long | Cooling Package |
| 520400104 | 8 inch | Hose Coupling 1.75" | Cooling Package |
| RM800100 | 4 feet | Fuel Line, 1/4" H175 | Cooling Package |
| RM800850 | 4 feet | Hose, 1" Rubber AG300 | Rinse Tank |
| RM801050 | 5 feet | Hose, 2" AG Suction EPDM 3 | Rinse Tank |
| RM800950 | 16 feet | Hose, 1 1/2" AG Suction EPDM 3 | Poly Product Tank |
| RM801050 | 8 feet | Hose, 2" AG Suction EPDM 3 | Poly Product Tank |
| RM801075 | 4 feet | Hose, 3" AG Suction EPDM 3 | Poly Product Tank High Flow |
| RM800950 | 16 feet | Hose, 1 1/2" AG Suction EPDM 3 | Poly Product Tank High Flow |
| RM801050 | 8 feet | Hose, 2" AG Suction EPDM 3 | Poly Product Tank High Flow |
| RM800850 | 16 feet | Hose, 1" Rubber AG300 | Stainless Product Tank |
| RM800950 | 16 feet | Hose, 1 1/2" AG Suction EPDM 3 | Stainless Product Tank |
| RM801050 | 4 feet | Hose, 2" AG Suction EPDM 3 | Stainless Product Tank |
| RM800850 | 16 feet | Hose, 1" Rubber AG300 | Stainless Product Tank High Flow |
| RM801050 | 16 feet | Hose, 2" AG Suction EPDM 3 | Stainless Product Tank High Flow |
| RM801075 | 2 feet | Hose, 3" AG Suction EPDM 3 | Stainless Product Tank High Flow |
| RM800150 | 25 feet | Hose, Air Line NT 10004BK | Product Pump |
| RM800850 | 15 feet | Hose, 1" Rubber AG300 | Product Pump |
| RM801050 | 2 feet | Hose, 2" AG Suction EPDM 3 | Product Pump |
| RM800150 | 25 feet | Hose, Air Line NT 10004BK | Product Pump High Flow |
| RM800850 | 15 feet | Hose, 1" Rubber AG300 | Product Pump High Flow |
| RM801075 | 2 feet | Hose, 3" AG Suction EPDM 3 | Product Pump High Flow |
| RM800876 | 21 feet | Hose, 1 1/2" Flat Inductor | Inductor |
| RM800850 | 30 feet | Hose, 1" Rubber AG300 | Rotoflush |
| RM800850 | 20 feet | Hose, 1" Rubber AG300 | Extra Rinse Tank |
| RM800150 | 30 feet | Hose, Air Line NT 10004BK | Pressure Gages on Right Side of Cab |
| RM800850 | 55 feet | Hose, 1" Rubber AG300 | Wet System |
| RM800601 | 84 feet | Hose, 1/2" Pushlock | Fence Row Nozzle |
| RM800850 | 6 feet | Hose, 1" Rubber AG300 | Fence Row Nozzle |
| RM800160 | 400 feet | Hose, 1/4" Clear Vinyl | Foam Marker, Smucker |

Station 4 Hydraulic Hoses • AS1210

HYDRAULIC HOSES • AS1210 • HYDRAULIC HOSES • AS1210 • HYDRAULIC HOSES • AS1210 • HYDRAULIC HOSES • AS1210 • HYDRAULIC HOSES • AS1210 • HYDRAULIC HOSES • AS1210 • HYDRAULIC HOSES • AS1210 • HYDRAULIC HOSES • AS1210 • HYDRAULIC HOSES

AS1210

Hydraulic Hose with Fittings

| Part Number | Qty | Description | Fitting #1 | Fitting #2 | Length | Size | Material |
|-------------|-----|------------------------------------|------------|-------------------|--------|------|----------|
| 800200170 | 1 | PUMP TO PRESSURE FILTER | 8 FLF | 8 FLF 45 | 24 | 8 | 100R17 |
| 800200095 | 1 | RACK TO ACCUMULATOR | 6FLF | 6FLF90 | 34 | 4 | 100R17 |
| 800200171 | 1 | PROD P P TO SUSP BLOCK | 8FLF | 8FLF 90 | 87.5 | 8 | 100R17 |
| 800200171 | 1 | PROD P T TO SUSP BLOCK | 8FLF | 8FLF 90 | 87.5 | 8 | 100R17 |
| 800200027 | 1 | SUSP TO FILTER T | 16FLF | 16FLF90 | 46 | 16 | 100R3 |
| 800200028 | 1 | SUSP TO JUNCTION P | 12FLF | 12FLF90 LONG DROP | 91 | 12 | 100R17 |
| 800200029 | 1 | FILTER TO JUNCTION T | 16FLF | 16FLF | 34 | 16 | 100R4 |
| 800200005 | 2 | RAM CYL TO FRAME | 8FLF | 8FLF | 20.5 | 8 | 100R17 |
| 800200006 | 2 | SWAY CYL TO FRAME | 8FLF | 8FLF | 25.5 | 8 | 100R17 |
| 800200032 | 1 | L1 TO FRAME | 8FLF | 8FLF90 | 15 | 8 | 100R17 |
| 800200033 | 1 | L2 TO FRAME | 8FLF | 8FLF90 | 16.75 | 8 | 100R17 |
| 800200034 | 1 | R1 TO FRAME | 8FLF | 8FLF | 21 | 8 | 100R17 |
| 800200035 | 1 | R2 TO FRAME | 8FLF | 8FLF | 19 | 8 | 100R17 |
| 800200172 | 1 | JUNCTION TO COOLER | 12FLF | 12FLF | 121 | 12 | 100R1-AT |
| 800200037 | 1 | LHC TO ST. CYL | 6FLF | 6FLF90 | 90.5 | 6 | 100R17 |
| 800200038 | 1 | RHC TO ST. CYL | 6FLF | 6FLF90 LONG DROP | 91.5 | 6 | 100R17 |
| 800200175 | 1 | COOLER TO PUMP | 16FLF | 16FLF | 92.5 | 16 | 100R4 |
| 800200015 | 1 | PISTON S TO RES. | 16FLF | 16FLF45 | 29.75 | 16 | 100R4 |
| 800200016 | 1 | GEAR S TO RES. | 16FLF | 16FLF45 | 29.75 | 16 | 100R4 |
| 800200176 | 1 | PISTON P TO JUNCTION | 12FLF | 12FLF | 22.5 | 12 | 100R17 |
| 800200177 | 1 | CASE D TO JUNCTION | 6FLF | 6FLF90 | 25.5 | 6 | 100R17 |
| 800200019 | 1 | JUNCTION TO TANK T | 16FLF | 16FLF90 | 61.75 | 16 | 100R3 |
| 800200178 | 1 | JUNCTION TO SPRING CAN | 4FLF | 6SLF 90 | 22.5 | 4 | 100R17 |
| 800200179 | 1 | COOLER LH TO BTM TRANS | 16FLF | 12FLF90 | 68.5 | 12 | 100R1-AT |
| 800200180 | 1 | COOLER RH TO TOP TRANS | 16FLF | 12FLF | 53.5 | 12 | 100R1-AT |
| 800200023 | 1 | TRANS FILTER | 12FLF | 12FLF 90 | 10.75 | 12 | 100R17 |
| 800200024 | 1 | TRANS FILTER | 12FLF | 12FLF | 23 | 12 | 100R17 |
| 800200192 | 2 | SWAY CYL ROD TO FRAME | 6FLF | 6FLF | 25.5 | 4 | 100R17 |
| 800200193 | 1 | LEFT FRAME TO RETURN | 8FLF | 6FLF 45 | 32 | 6 | 100R17 |
| 800200194 | 1 | RIGHT FRAME TO RETURN | 8FLF | 6FLF | 14 | 6 | 100R17 |
| 800200154 | 1 | REAR PRESSURE ADJ ON GO | 6FLF | 6FLF 90 LONG DROP | 42.5 | 4 | 100R17 |
| 800200155 | 1 | REAR RETURN ADJ ON GO | 6FLF | 6FLF 90 | 40.5 | 4 | 100R17 |
| 800200156 | 1 | FRONT PRESSURE ADJ ON GO | 6FLF | 6FLF 45 | 22 | 4 | 100R17 |
| 800200157 | 1 | FRONT RETURN ADJ ON GO | 6FLF | 6FLF 45 | 21 | 4 | 100R17 |
| 800200111 | 2 | BUTT END CROSSOVER ADJ ON GO | 6FLF 90 | 6FLF 90 | 36 | 4 | 100R17 |
| 800200112 | 2 | ROD END CROSSOVER ADJ ON GO | 6FLF 90 | 6FLF | 42 | 4 | 100R17 |
| 800200160 | 1 | RA TO CYL ADJ ON GO | 6FLF | 6FLF | 91 | 4 | 100R17 |
| 800200161 | 1 | RB TO CYL ADJ ON GO | 6FLF | 6FLF 90 | 108 | 4 | 100R17 |
| 800200115 | 1 | LA TO CYL ADJ ON GO | 6FLF | 6FLF | 110 | 4 | 100R17 |
| 800200116 | 1 | LB TO CYL ADJ ON GO | 6FLF | 6FLF 90 | 127 | 4 | 100R17 |
| 800200117 | 2 | RA AND LA TO FRONT BLKHD ADJ ON GO | 6FLF | 6FLF 90 LONG DROP | 115 | 4 | 100R17 |
| 800200118 | 2 | RB AND LB TO FRONT BLKHD ADJ ON GO | 6FLF | 6FLF 90 | 116 | 4 | 100R17 |
| 800200119 | 1 | LA BLKHD TO RAM END ADJ ON GO | 6FLF | 6FLF 90 LONG DROP | 29 | 4 | 100R17 |
| 800200167 | 1 | LB BLKHD TO RAM END ADJ ON GO | 6FLF | 6FLF 90 | 41 | 4 | 100R17 |

Station 4 Hydraulic Hoses • AS1210

HYDRAULIC HOSES • AS1210 • HYDRAULIC HOSES • AS1210 • HYDRAULIC HOSES • AS1210 • HYDRAULIC HOSES • AS1210 • HYDRAULIC HOSES • AS1210 • HYDRAULIC HOSES • AS1210 • HYDRAULIC HOSES • AS1210 • HYDRAULIC HOSES • AS1210 • HYDRAULIC HOSES

| Part Number | Qty | Description | Fitting #1 | Fitting #2 | Length | Size | Material |
|-------------|-----|---------------------------------|------------|-------------------|--------|------|----------|
| 800200121 | 1 | RA BLKHD TO BUTT END ADJ ON GO | 6FLF | 6FLF 90 LONG DROP | 67 | 4 | 100R17 |
| 800200122 | 1 | RB BLKHD TO RAM END ADJ ON GO | 6FLF | 6FLF 90 | 81 | 4 | 100R17 |
| 800200061 | 2 | STEERING UNIT TO JUNCTION | 6FLF 45 | 8FLF | 38 | 6 | 100R17 |
| 800200062 | 1 | STEERING UNIT RETURN | 8FLF 45 | 8FLF | 35 | 8 | 100R17 |
| 800200063 | 1 | STEERING UNIT PRESSURE | 8FLF 45 | 8FLF | 35 | 8 | 100R17 |
| 800200064 | 1 | JUNCTION TO STAIR BULKHEAD | 6FLF | 4FLF 90 | 54.5 | 4 | 100R17 |
| 800200130 | 1 | STAIR BLKH TO LADDER CYL | 6FLF | 6FLF 90 | 18.5 | 4 | 100R17 |
| 800200158 | 2 | MASTER CYL TO BLKH | 2PF | 4FLF 90 | 34 | 4 | 100R17 |
| 800200067 | 1 | STEEL LINE TO DIFF RIGHT | 4FLF 90 | 4 COMP | 27.25 | 4 | 100R17 |
| 800200068 | 1 | STEEL LINE TO DIFF LEFT | 4FLF 90 | 4 COMP | 37.25 | 4 | 100R17 |
| 800200159 | 1 | LHC TO AUTO STEER | 6FLF | 6FLF 90 | 17 | 6 | 100R17 |
| 800200162 | 1 | RHC TO AUTO STEER | 6FLF | 6FLF 90 | 20 | 6 | 100R17 |
| 800200163 | 1 | AUTO STEER TO STEERING MOTOR | 8FLF | 8FLF 45 | 48.5 | 8 | 100R17 |
| 800200164 | 1 | PRESSURE TO AUTO STEER | 8FLF | 8FLF 90 | 39 | 8 | 100R17 |
| 800200165 | 1 | AUTO STEER TO RETURN | 6FLF 45 | 8FLF | 22 | 6 | 100R17 |
| 826000222 | 2 | ACCUMULATOR TO RAM | 20FLF | 20FLF | 37 | 20 | 100R2 |
| 800200048 | 1 | LEFT CYLINDER TO RIGHT CYLINDER | 6FLF | 6FLF | 152 | 6 | 100R17 |
| 800200049 | 1 | BULKHEAD TO RIGHT CYLINDER | 6FLF | 6FLF 90 | 128 | 6 | 100R17 |
| 800200050 | 1 | BULKHEAD TO LEFT CYLINDER | 6FLF | 6FLF 90 | 59 | 6 | 100R17 |

Station 4 Non Hydraulic Hoses • AS1210

NON HYDRAULIC HOSES • AS1210 • NON HYDRAULIC HOSES • AS1210 • NON HYDRAULIC HOSES • AS1210 • NON HYDRAULIC HOSES • AS1210 • NON HYDRAULIC HOSES • AS1210 • NON HYDRAULIC HOSES • AS1210 • NON HYDRAULIC HOSES • AS1210 • NON HYDRAULIC HOSES • AS1210

Non-Hydraulic Hoses

| Part Number | Qty | Description | Comments, Where Used |
|-------------|----------|---------------------------------------|---|
| RM800675 | 3 feet | Hose 3/4 Heater CHK 70133 | |
| RM800325 | 8 feet | Fuel Line 3/8" H177 | Cummins Engine |
| RM800500 | 6 feet | Fuel Line 1/2" | Cummins Engine |
| RM800650 | 21 feet | Hose Heater Black H168 | Cummins Engine |
| 420110005 | 1 | Hose, A/C Evap to Comp | A/C |
| 420110006 | 1 | Hose, A/C Drier to Evap | A/C |
| 420110007 | 1 | Hose, A/C Comp to Cond Cummins | A/C, 420120001 Switch A/C Pressure Binary |
| 420110009 | 1 | Hose, A/C Cond to Drier Cummins | A/C |
| 201199098 | 8 inch | Hose, 2" Silicone Hose for Charge Air | Cooling Package |
| 201200007 | 4 | Coupler, Nomex 3" ID 6" Long | Cooling Package |
| 520400104 | 8 inch | Hose Coupling 1.75" | Cooling Package |
| RM800100 | 4 feet | Fuel Line, 1/4" H175 | Cooling Package |
| RM800850 | 4 feet | Hose, 1" Rubber AG300 | Rinse Tank |
| RM801050 | 5 feet | Hose, 2" AG Suction EPDM 3 | Rinse Tank |
| RM800850 | 16 feet | Hose, 1" Rubber AG300 | Stainless Product Tank High Flow |
| RM801050 | 16 feet | Hose, 2" AG Suction EPDM 3 | Stainless Product Tank High Flow |
| RM801075 | 4 feet | Hose, 3" AG Suction EPDM 3 | Stainless Product Tank High Flow |
| RM800150 | 25 feet | Hose, Air Line NT 10004BK | Product Pump |
| RM800850 | 15 feet | Hose, 1" Rubber AG300 | Product Pump |
| RM801050 | 2 feet | Hose, 2" AG Suction EPDM 3 | Product Pump |
| RM800150 | 25 feet | Hose, Air Line NT 10004BK | Product Pump High Flow |
| RM800850 | 15 feet | Hose, 1" Rubber AG300 | Product Pump High Flow |
| RM801075 | 2 feet | Hose, 3" AG Suction EPDM 3 | Product Pump High Flow |
| RM800876 | 21 feet | Hose, 1 1/2" Flat Inductor | Inductor |
| RM800850 | 30 feet | Hose, 1" Rubber AG300 | Rotoflush |
| RM800850 | 20 feet | Hose, 1" Rubber AG300 | Extra Rinse Tank |
| RM800150 | 30 feet | Hose, Air Line NT 10004BK | Pressure Gages on Right Side of Cab |
| RM800850 | 55 feet | Hose, 1" Rubber AG300 | Wet System |
| RM800601 | 84 feet | Hose, 1/2" Pushlock | Fence Row Nozzle |
| RM800850 | 6 feet | Hose, 1" Rubber AG300 | Fence Row Nozzle |
| RM800160 | 400 feet | Hose, 1/4" Clear Vinyl | Foam Marker, Smucker |

Station 4 Fittings • AS1210

FITTINGS • AS1210 • FITTINGS • AS1210 • FITTINGS • AS1210 • FITTINGS • AS1210 • FITTINGS • AS1210 • FITTINGS • AS1210 • FITTINGS • AS1210 • FITTINGS • AS1210 • FITTINGS • AS1210 • FITTINGS • AS1210 • FITTINGS • AS1210 • FITTINGS • AS1210 • FITTINGS • AS1210 • FITTINGS

| Part Number | Qty | Description | Manufacturer Part Number | Comments, Where Used |
|-------------|-----|----------------------------------|--------------------------|----------------------|
| 800302445 | 1 | FITTING 8 FLM X 8 ORM | 6400-0-08-08 | STEERING MOTOR |
| 800303024 | 2 | FITTING 6 FLM X 8 ORM | 6400-0-06-08 | STEERING MOTOR |
| 800302170 | 1 | FITTING, 6FLM X 6ORM 90 ORF .032 | 6801-06-06-NOW FG#R0.032 | STATION TWO |
| 800302194 | 1 | FITTING 4PM X 4HB | 04/04/13 | STATION TWO |
| 800302172 | 2 | 4FLM X 12MM OM W/ WASHER | 7005-04-LL08-12 | STATION TWO |
| 640020010 | 2 | FITTING, 1/8NPT X 1/4 TUBE 90 | A4ME4-MG | STATION TWO |
| 800302173 | 1 | FITTING, 1/8NPT NIPPLE | 02/02/04 | STATION TWO |
| 800302202 | 2 | FITTING, 3/16COMP X 1/8PM | C2404-03-02 | STATION TWO |
| 800404215 | 4 | FITTING, 6 FLM X 6 ORM 90 | 6801-06-06-NWO | STEERING CYLINDER |
| 800501040 | 2 | FITTING, 6FLM X 6FLM X 6FLF | 6602-06-06-06 | AUTO STEER |
| 800302195 | 1 | FITTING, 8FLM X 8FLM X 8FLF | 6602-08-08-08 | AUTO STEER |
| 800302190 | 2 | FITTING, 24 ORM X 24 ORM ST | 3474-24-24-NCOO | REAR ACCUMULATOR |
| 800302450 | 2 | FITTING, 20 FLM X 24 ORM | 6400-20-24-0 | REAR ACCUMULATOR |
| 800302177 | 1 | FITTING, 1/8 NPT PLUG | 5406-HP-02 | LADDER CYLINDER |
| 800303027 | 2 | FITTING, 8ORM X 3/8" HB 90 | 4601-06-08-NWO | FUEL TANK |
| 800000641 | 1 | FITTING, 16ORM HEX HEAD PLUG | 6408-H-16-0 | FUEL TANK |
| 800302459 | 1 | FITTING 6 FLM X 6 FLM BLKHD | 2700-LN-06-06 | FUEL TANK |
| 800302153 | 1 | FITTING 32ORM X 20ORF BUSHING | 6410-32-20-0 | HYDRAULIC TANK |
| 800302150 | 1 | FITTING 16FLM X 20ORM 90 | 6400-16-20-NWO | HYDRAULIC TANK |
| 800000641 | 2 | FITTING, 16ORM HEX HEAD PLUG | 6408-H-16-0 | HYDRAULIC TANK |
| 800404265 | 1 | FITTING 16 FLM X 16 ORM 90 DEG | 6801-16-16-NWO | HYDRAULIC TANK |
| 800302154 | 1 | FITTING, SIGHT GLASS 16ORM | LSP1301-16-02 | HYDRAULIC TANK |
| 800302410 | 1 | FITTING 16 ORM X 16 FLM ST | 6400-16-16-0 | HYDRAULIC TANK |

Station 4 Boom Hoses & Fittings • AS710, AS1010 & AS1210

BOOM HOSES & FITTINGS • AS710, AS1010 & AS1210 • BOOM HOSES & FITTINGS • AS710, AS1010 & AS1210 • BOOM HOSES & FITTINGS • AS710, AS1010 & AS1210 • BOOM HOSES & FITTINGS • AS710, AS1010 & AS1210 • BOOM HOSES & FITTINGS • AS710, AS1010 & AS1210

Boom Hoses and Fittings

| Part Number | Qty. | Description | Fitting #1 | Fitting #2 | Length | Size | Material |
|-------------|------|---------------------------------|------------|------------|--------|------|----------|
| 800200187 | 1 | RIGHT LIFT CYLINDER ROD TO TEE | 6FLF | 6FLF90 | 40 | 4 | 100R17 |
| 800200188 | 1 | LEFT LIFT CYLINDER ROD TO TEE | 6FLF | 6FLF90 | 46 | 4 | 100R17 |
| 800200189 | 1 | LIFT CYLINDER TEE TO RETURN TEE | 8FLF | 6FLF | 30 | 6 | 100R17 |
| 800200093 | 1 | SUSP BLK TO BOOM BLK RET. | 6FLF | 6FLF90 | 108.5 | 6 | 100R17 |
| 800200094 | 1 | SUSP BLK TO BOOM BLK PRES. | 8FLF | 8FLF90 | 108.5 | 8 | 100R17 |
| 800200095 | 1 | RACK TO ACCUMULATOR | 6FLF | 6FLF90 | 34 | 4 | 100R17 |
| 800200096 | 1 | ACCUMULATOR TO LEFT LIFT CYL | 6FLF | 6FLF | 24 | 4 | 100R17 |
| 800200097 | 1 | ACCUMULATOR TO RIGHT LIFT CYL | 6FLF | 6FLF | 30 | 4 | 100R17 |
| 800200098 | 2 | BOOM BLK TO TILT CYL | 6FLF | 6FLF | 153 | 6 | 100R17 |
| 800200099 | 1 | BOOM BLK TO LEFT TIP "IN" | 6FLF | 6FLF | 345 | 4 | 100R17 |
| 800200100 | 1 | BOOM BLK TO RIGHT TIP "IN" | 6FLF | 6FLF | 324 | 4 | 100R17 |
| 800200101 | 1 | BOOM BLK TO LEFT TIP "OUT" | 6FLF | 6FLF | 328 | 4 | 100R17 |
| 800200102 | 1 | BOOM BLK TO RIGHT TIP "OUT" | 6FLF | 6FLF | 307 | 4 | 100R17 |
| 800200103 | 1 | BOOM BLK TO LEFT FOLD "OUT" | 6FLF | 6FLF | 78 | 4 | 100R17 |
| 800200104 | 1 | BOOM BLK TO RIGHT FOLD "OUT" | 6FLF | 6FLF | 76 | 4 | 100R17 |
| 800200105 | 1 | BOOM BLK TO LEFT FOLD "IN" | 6FLF | 6FLF | 68 | 4 | 100R17 |
| 800200106 | 1 | BOOM BLK TO RIGHT FOLD "IN" | 6FLF | 6FLF | 66 | 4 | 100R17 |
| 826010011 | 2 | TILT ACCUMULATION TO CYLINDER | 8FLF | 8FLF | 36 | 8 | 100R17 |
| 800200181 | 2 | HOSE 100' BOOM | 6FLF | 6FLM | 26 | 4 | 100R17 |
| | | | | | | | |
| | | | | | | | |

Appendix **Additional Information**

Parts Information Bulletin
#06-1A (Option Kits)



Equipment Technologies

Home of the Apache Sprayer
2201 Hancel Parkway
Mooresville, IN 46158
Tel.: (317) 834-4500
Fax: (317) 834-4501

Parts Information

2006 #06-01A

From: Kevin Covey-Product Support Manager **Subject:** Option Kits
Email: kevin.covey@et-inc.biz

Models Affected: 2006 & Newer Apache Option Kits **Date:** February 13, 2006

This is an informational bulletin only.

The following is a list of kits to add options to the 2006 Apaches after market. The kits include all parts to add the option to the Apache including mounting brackets and hardware.

| <u>ET Part Number</u> | <u>Description</u> |
|------------------------------|--|
| K65000027 | Chemical Eductor Kit for AS 710, AS1010 & AS1210 |
| K65000029 | Fence row nozzle Kit all 2006 & newer, one side w/out foamer |
| K65000031 | Foam marker kit (Smucker Injection) combo booms |
| K65000032 | Auto steer kit (Raven Smartrax) AS1010 or AS1210 |
| K65000033 | Roto-flush kit all poly tanks |
| K65000034 | Second rinse tank kit all 2006 and newer |
| K65000035 | Hydraulic adjust on go kit AS1010 & AS1210 |
| K65000036 | Foam marker kit (Smucker Injection) straight boom |
| K65000037 | Fence row nozzle Kit all 2006 & newer one side with foamer |
| K65000038 | Auto steer kit (Raven Smartrax) AS510 or AS710 |
| K65000039 | Auto boom kit G1 (wheel) all 2006 and newer |
| K65000040 | Auto boom kit G2 (eye) all 2006 and newer |
| K65000041 | Light bar kit (Raven RGL600T Invicta 115) |
| K65000042 | Boom conversion kit 80 to 90 2004-2006 on 15" centers |
| K65000043 | Boom conversion kit 80 to 90 2004-2006 on 20" centers |
| K65000609 | Fender kit front with 28" tires AS710, or AS1010 |
| K65000614 | Fender kit front with 28" tires on fixed 90" |
| K65000610 | Fender kit front with 38" tires AS1010 or AS1210 |
| K65000611 | Fender kit rear fixed 90" axle only |
| K65000612 | Fender kit rear 42" CC AS710 or AS1010 |
| K65000613 | Fender kit rear 48" CC AS1010 or AS1210 |



Appendix **Additional Information**

#06-02 (Apache Cylinders)



Equipment Technologies

Home of the Apache Sprayer

2201 Hancel Parkway

Mooresville, IN 46158

Tel.: (317) 834-4500

Fax: (317) 834-4501

Parts Information

2006 #06-02

From: Kevin Covey-Product Support Manager

Email: kevin.covey@et-inc.biz

Subject: Hydraulic Cylinders

Models Affected: All Apache's

Date: February 13, 2006

This is an informational bulletin only.

The following are a list of hydraulic cylinders and seal kits used on Apache Sprayers. If a cylinder is leaking and the machine is still under the first year of warranty then replace the entire cylinder.

| <u>ET Cylinder Part #</u> | <u>Description</u> | <u>Seal Kit Part #</u> |
|----------------------------------|---|-------------------------------|
| 600901509 | Boom tilt up/ down cyl 2006 and newer | 600901515 |
| 600901510 | Boom fold in/out cyl 2006 and newer | 600901515 |
| 600901511 | Boom tip cyl 80' & 90' booms 2006 and newer | 600901516 |
| 600901104** | Boom tip cyl. 100' booms 2002-2004 | 600901111 |
| 600901106 | Boom tip cyl 100' booms 2005-2006 | N/A |
| 600901508 | Boom tip cyl 100' booms 2006 after 3-1-06 | N/A |
| 600901402* | Boom rack up/down cyl early 2007 and older | 600901404 |
| 600901405 | Boom rack up/down cyl early 2007 and newer | 600901408 |
| 100106052 | Rear suspension leveling cyl | 100106056 |
| 100106058 | Rear suspension load cyl 510 & 710 | 100106047 |
| 100106059 | Rear suspension load cyl 1010 & 1210 | 100106062 |
| 850000123 | Ladder cylinder 2005 and newer | N/A |
| 100106500 | Front suspension assembly | N/A |

*600901402 cylinder on 2004 thru 2006 Apaches have 1 ½" shaft and use seal kit 600901404, 2001-2003 Apaches used the same cylinder with 1 1/8" shaft and use seal kit 600901403. If you order a new cylinder 600901402 it will come with the 1 ½" shaft.

**600901104 is a 3X16" cross tie rod cylinder. Used on 100' boom tips 2002-2004 and some 2006 Apaches. This cylinder would have four bolts running the length on the barrel.

NOTE: Cylinder 600901101 was the part number for the boom fold in/out and tilt up/down for 2001-2005 Apaches. That was a 3X10 cylinder uses seal kit 600901115. Due to multiple cylinder vendors on this same cylinder, it maybe possible that this seal kit will not work in a 600901101 cylinder, if that is the case there is not a seal kit for that cylinder and one must replace the cylinder. Boom tip cylinders that are 2 ½" diameter used in 2004 and earlier use seal kit 600901114.



Appendix **Additional Information**

#06-04 (Steering Cylinders)



Equipment Technologies

Home of the Apache Sprayer

2201 Hancel Parkway

Mooresville, IN 46158

Tel.: (317) 834-4500

Fax: (317) 834-4501

Parts Information

2006 #06-04

From: Kevin Covey-Product Support Manager

Email: kevin.covey@et-inc.biz

Subject: Steering Cylinders

Models Affected: All Apache's

Date: February 22, 2006

This is an informational bulletin only.

This bulletin is to outline changes in part numbers and cylinders for steering on Apaches.

| <u>ET part #</u> | <u>Description</u> | <u>Seal kit #</u> |
|------------------|---|-------------------|
| 850000000 | Steering cylinder used on 1997-2001 Apaches w/ 110hp or 130hp Cummins engines; also used for all adjust on go cylinders 2002-2006 | 850000001 |
| 850000050 | Steering cylinder used on 2004-2006 500 series, AS500, AS510, & AS710 Apaches | 850000051 |
| 850000118 | Steering cylinder used on all 2004-2006 Apaches w/ 170hp, 200hp, 205hp, or 275hp engines. 1" cylinder rephrasing, no longer a stocked cylinder | 850000114 |
| 850000115 | Steering cylinder used on all 2001-2003 Apaches w/ 170hp, 200hp, 275hp engines. No longer a stocked cylinder | 850000011 |
| 850000110 | Steering cylinder ¾" rod used on early Cherokees and 2000 790 Apaches with rephase steering. No longer a stock cylinder must change up to 850000126, change ball joints, & mounts | 850000111 |
| 850000129* | Steering cylinder used on 2006 and newer Apaches (AS1010 & AS1210) after 2-1-06 this cylinder replaces 850000110, 850000115, & 850000118 this is a 1" cylinder rephrasing. | 850000132 |

*If a 2005 or 2006 Apache (AS850, AS1000, AS1010, or AS1210) front wheels are toeing in while the machine is turned off and parked, then replace the cylinders with the 850000129. In doing so you must replace both cylinders at the same time and reset toe in.

If a cylinder is leaking and the machine is still under the first year of warranty coverage, then replace the cylinder do NOT install a seal kit. ET part numbers are stamped on the barrel of each cylinder.

Appendix **Additional Information**

#06-05 (Boom Accumulators)



Equipment Technologies

Home of the Apache Sprayer

2201 Hancel Parkway

Mooresville, IN 46158

Tel.: (317) 834-4500

Fax: (317) 834-4501

Parts Information

2006 #06-05

Subject: Boom Accumulators

Date: February 24, 2006

From: Kevin Covey-Product Support Manager

Email: kevin.covey@et-inc.biz

Models Affected: All Apache's

This is an informational bulletin only.

This bulletin is to outline the changes recently made in part numbers for boom accumulators used on 1999 to current Apaches. Part #'s 600901512 (rear center rack) and 600901513 (boom wing) are the new accumulators. They will directly replace the 600901300 & 600901301 accumulators. When ordering the new accumulator 600901512 you will need to order clamp #201300001. When ordering 600901513 you will need to order fitting # 800303030 and clamp #600901522.

All accumulators listed below are charged at 200-PSI; there are no repair kits available for any of these accumulators. The rear boom rack accumulators are larger in physical size (round & fat) and the boom wing accumulator smaller in size and longer (skinnier).

The boom accumulators 600901300 & 600901301 were used on 1999-2005 Apaches with the precision booms. Use charging kit part # 980000403. Note the red caps on accumulators are a way to identify this accumulator. Once the spare parts stock is gone on these two accumulators then we will only stock the new style accumulators.

Boom rear center rack accumulator

Part# 600901301



Boom wing accumulator


Part# 600901300




Appendix **Additional Information**

The boom accumulators 600901512 & 600901513 are used on 2006 & newer Apaches. There are two versions of these accumulators used on 2006 Apaches.

Boom rear center rack accumulator
Part# 600901512 version # 1



Boom wing accumulator part# 600901513
version # 1




Note the yellow caps on these accumulators. This is indication of being version # 1 and that it has a standard Schrader valve. This version uses charging kit part # 550000000.

Version #2 will be the only stocked accumulators for spare parts. This version will be cut in on production February 2006. Use charging kit part # 980000403.

Boom rear rack accumulator
Part# 600901512 version # 2



Boom wing accumulator part # 600901513
version # 2



Note the caps on these accumulators are gold in color and have grooved edges for tightening.

Note: Accumulators cannot be shipped via UPS charged. If you ship one on UPS you must first drain all the nitrogen out of the accumulator and make sure to communicate to the receiving party that they will need to charge the accumulator prior to installation.

Appendix **Additional Information**

#06-06 (Front Suspension Assemblies)



Equipment Technologies

Home of the Apache Sprayer

2201 Hancel Parkway

Mooresville, IN 46158

Tel.: (317) 834-4500

Fax: (317) 834-4501

Parts Information

2006 #06-06

From: Kevin Covey-Product Support Manager

Email: kevin.covey@et-inc.biz

Subject: Front Suspension Assemblies

Models Affected: All Apache's

Date: March 29, 2006

This is an informational bulletin only.

This bulletin is to outline changes in the front suspension assembly for all Apaches with suspension. Additional information please ref to Service Bulletin #03-08 and Service Bulletin #05-06

The original front suspension assembly version # 1 used model year 1999- mid 2004

The recharging kit for this version is part # 550000000



Block # 100106110
Piston # 100106120
Spring # 100106130
Fitting #800302180
Plug # 800000600
100106050 Cylinder
Seal kit # 100106046*

100106054 Accumulator
Seal kit # 100106049

The parts for this style are still available for replacements and are sold separately.

*This seal kit is the only one available for these cylinders and may not work on all cylinders.

These parts can NOT be purchased as an assembly

Appendix **Additional Information**

Front suspension assembly 100106500 versions # 2 used late model year mid 2004-mid 2006

The recharging kit for this version is part # 550000000



Standard Schrader Valve

Rebuilt part # 100106510 complete assembly

Cap # for Schrader valve 100106503

Accumulator only # 100106502

Cylinder only # 100106501

Cylinder seal kit # 100106508

*Currently we only stock complete assembly

#'S 100106500 & 100106510

Piston # 100106120

Spring # 100106130

Fitting # 800100621

Plug # 800100622

Front suspension assembly 100106500 versions # 3 used model year mid 2006 thru current

Recharging kit for this version part # 980000403



European style valve

Cap part # 100106511

Accumulator only # 100106502

Cylinder only # 100106501

Cylinder seal kit # 100106508

Cap and Valve part #100106512

Piston # 100106120

Spring # 100106130

Fitting # 800100621

Plug # 800100622

If a front strut assembly fails and the machine is still under warranty please follow this outline:

- If the strut assembly is completely collapsed, then first try to recharge the accumulator as outlined in the 2006 service manual on page 5-13
- If the cylinder is leaking externally or the accumulator will not hold a charge then replace the complete assembly.
- Remember these come shipped fully charged at 850PSI, so they cannot be shipped via UPS. Also some model Apaches requires more or less charge, see service manual.
- See service manual pages 5-13 thru 5-15 for additional service information

Appendix **Additional Information**

#07-01 (Double Acting Boom Lift Cylinders)



Equipment Technologies

Home of the Apache Sprayer

2201 Hancel Parkway

Mooresville, IN 46158

Tel.: (317) 834-4500

Fax: (317) 834-4501

Parts Information

2007 #07-01

From: Kevin Covey-Product Support Manager

Email: kevin.covey@et-inc.biz

Subject: Double Acting Boom Lift Cylinders

Models Affected: All Apaches

Date: February 20, 2007

This is an informational bulletin only.

This bulletin is to inform you of a new part being used on 2007 Apache sprayers and the procedure to follow when installing onto existing Apaches.

Effective 2-12-07 on serial number 907 3249 and after will be using double acting boom rack lift cylinders part number 600901405.

These cylinders replace the former boom rack lift cylinders part number 600901402. We will continue to stock the 600901402 cylinder for replacement parts on older Apaches.

Kit number to use when replacing 600901402 cylinders with the new 600901405:

K65000095 kit contains 2 cylinders (600901405), hydraulic hoses, and fittings needed to install the new style cylinders.

If replacing under first year of warranty:

If replacing a 600901402 cylinder under the first year of warranty coverage with a 600901405 you must replace both cylinders and follow the installation instructions given below. Warranty will cover the entire cost of the repairs under the first year of warranty.

If replacing on any 2006 Apache:

If the Apache is still under first year of warranty then follow the above procedure. If the machine is out of the first year of warranty but still under the second, then we will cover cost of parts only for repairs being made.

If machine is out of warranty:

The customer has the option of staying with the 600901402 when replacing or upgrading to the new 600901405 cylinders at their expense. Remember if replacing a 600901402 with the 600901405 you must replace both cylinders.

Appendix **Additional Information**

Instructions for replacing 600901402 cylinders with 600901405 cylinders:

1. Place a jack stand under the back rack. Lower the boom to remove weight from the lift cylinders.
2. Remove cylinders.
3. Install new cylinders using existing pins and hardware.
4. Install 90 hose end of 800200188 on the rod end of the left lift cylinder.
5. Install 90 hose end of 800200187 on the rod end of the right lift cylinder.
6. Connect the straight ends of 800200187 and 800200188 using 800302191. Install the #6 hose end of 800200189 to 800302191.
7. Remove the #8 boom valve return hose from the suspension block. Install 800302195 and reattach the return hose.
8. Install #8 hose end of 800200189 to 800302195.

Appendix **Additional Information**

#07-02 (Rear Wheel Lug Studs)



Equipment Technologies

Home of the Apache Sprayer

2201 Hancel Parkway

Mooresville, IN 46158

Tel.: (317) 834-4500

Fax: (317) 834-4501

Parts Information

2007 #07-02

From: Kevin Covey-Product Support Manager

Email: kevin.covey@et-inc.biz

Subject: Rear Wheel Lug Studs

Models Affected: 2004 & Newer Apaches

Date: August 17, 2007

This is an informational bulletin only.

This bulletin is to outline a part and part number change for rear wheel lug studs for 2004 and newer Apaches. This bulletin supersedes all other printed material (i.e. parts books).

Rear wheel lug stud part numbers:

| <u>Current Number</u> | <u>Description</u> | <u>New Part Number</u> |
|-----------------------|-----------------------------------|------------------------|
| 301200115* | JCB plantary studs (36" & 42" CC) | 350000190 |
| 350000185 | Drop box stud duals (48" CC) | 350000188 |
| 350000186 | Drop box stud (48" CC) | 350000188 |
| | Dual spacer stud (48" CC) | 350000189 |

*This stud is still available for 2003 and older Apache's with JCB plantary's and all Apache 500 gallon models with 31" CC and fixed rear axle.

NOTE: CC means crop clearance height on Apache sprayer.



Appendix **Additional Information**

#07-03 (Fuse Box)



Equipment Technologies

Home of the Apache Sprayer

2201 Hancel Parkway

Mooresville, IN 46158

Tel.: (317) 834-4500

Fax: (317) 834-4501

Parts Information

2007 #07-03

From: Kevin Covey-Product Support Manager

Email: kevin.covey@et-inc.biz

Subject: Auxiliary Fuse Box

Models Affected: 2007 & Newer Apaches


Date: August 17, 2007

This is an informational bulletin only.

This bulletin is to outline the addition of an auxiliary fuse box to be used when adding precision ag equipment to any 2007 or newer Apache. This fuse box provides clean power and ground to any precision equipment that maybe added to an Apache.

This is available for purchase thru spare parts under part number 700000475.

This fuse box can be located on the outside of the fuse box cover in the right rear cab corner. All fuses are labeled and can be used in adding any precision products to your Apache sprayer.



Appendix **Additional Information**

#07-04 (2008 Filter List)



Equipment Technologies

Home of the Apache Sprayer

2201 Hancel Parkway

Mooresville, IN 46158

Tel.: (317) 834-4500

Fax: (317) 834-4501

Parts Information

2007 #07-04

From: Kevin Covey-Product Support Manager

Email: kevin.covey@et-inc.biz

Subject: 2008 Filter List

Models Affected: 2008 Model Year Apaches

Date: November 12, 2007

This is an informational bulletin only.

Apache 2008 AS710 (155hp John Deere)

| <u>Description</u> | <u>ET Part #</u> | <u>Vendor</u> | <u>Part #</u> |
|-------------------------------------|--------------------|---------------------|---------------|
| Engine oil filter | 201450300 | John Deere | RE504836 |
| Engine fuel filter | 201450302 | John Deere | RE509031 |
| Engine in-line fuel filter | 201450290 | Fleetguard | FF5006 |
| Primary air filter | 201300078 | Donaldson | P527484 |
| Secondary air filter | 201300079 | Donaldson | P527680 |
| Transmission filter | 300000100 | ITL (JCB) | 32/915500 |
| Transmission Strainer (inside tran) | 300000095 | ITL (JCB) | 32/902200 |
| Hydraulic filter | 840000013 | cross not available | |
| Hydraulic Strainer (in tank) | 840000010 (1 7/8") | cross not available | |
| Hydraulic Strainer (in tank) | 840000011 (3 3/8") | cross not available | |
| Cab filter charcoal | 490003650 | cross not available | |
| Cab filter (behind seat) | 490006660 | cross not available | |

Apache 2008 AS1010 (215hp Cummins)

| <u>Description</u> | <u>ET Part #</u> | <u>Vendor</u> | <u>Part #</u> |
|--|--------------------|---------------------|---------------|
| Engine oil filter | 201450241 | Fleetguard | LF3970 |
| Engine fuel filter (between engine & tank) | 201450242 | Fleetguard | FS19732 |
| Engine fuel filter (mounted on engine) | 201450243 | Cummins | 3978040 |
| Primary air filter (large) | 201300116 | Donaldson | P608676 |
| Safety air filter (small) | 201300117 | Donaldson | 321925753 |
| Transmission filter | 300000101 | ITL (JCB) | 581/18092 |
| *Transmission filter (Funk Trans) | 300100110 | Fleetguard | HF6641 |
| Hydraulic filter | 840000013 | cross not available | |
| Hydraulic Strainer (in tank) | 840000010 (1 7/8") | cross not available | |
| Hydraulic Strainer (in tank) | 840000011 (3 3/8") | cross not available | |
| Cab filter charcoal | 490003650 | cross not available | |
| Cab filter (behind seat) | 490006660 | cross not available | |

*This is an optional transmission in the 2008 AS1010 12



Appendix **Additional Information**

Apache 2008 AS1210 (275hp Cummins)

| <u>Description</u> | <u>ET Part #</u> | <u>Vendor</u> | <u>Part #</u> |
|---|--------------------|---------------------|---------------|
| Engine oil filter | 201450241 | Fleetguard | LF3970 |
| Engine fuel filter(between engine & tank) | 201450242 | Fleetguard | FS19732 |
| Engine fuel filter (mounted to engine) | 201450243 | Cummins 3 | 978040 |
| Primary air filter (large) | 201300116 | Donaldson | P608676 |
| Safety air filter (small) | 201300117 | Donaldson | 321925753 |
| Transmission filter | 300100110 | Fleetguard | HF6641 |
| Hydraulic filter | 840000013 | cross not available | |
| Hydraulic Strainer (in tank) | 840000010 (1 7/8") | cross not available | |
| Hydraulic Strainer (in tank) | 840000011 (3 3/8") | cross not available | |
| Cab filter charcoal | 490003650 | cross not available | |
| Cab filter (behind seat) | 490006660 | cross not available | |

Appendix **Additional Information**

#07-05 (Hood Ornament)



Equipment Technologies

Home of the Apache Sprayer

2201 Hancel Parkway

Mooresville, IN 46158

Tel.: (317) 834-4500

Fax: (317) 834-4501

Parts Information

2007 #07-05

From: Kevin Covey-Product Support Manager

Email: kevin.covey@et-inc.biz

Subject: Hood Ornament

Models Affected: 2005 & Newer Apaches

Date: November 19, 2007

This is an informational bulletin only.

This bulletin is to inform you of a new part available for all 2005 and newer Apache Sprayers.

We are pleased to announce the new Apache hood ornament to help in centering the Apache down rows while spraying.

This ornament is made of pewter and nickel plated for a great finish and durability. The ornament will be held in place with high quality 3M two-sided tape.

Part number 420000126 will get the ornament with the tape already installed. \$22.68 is dealer cost for both U.S. and Canadian dealers plus shipping. Ornaments must be ordered from ET thru spare parts. This is not a factory installed option. Mounting instructions can be downloaded from www.apachesprayer.com, see picture below of ornament.



Appendix **Additional Information**

#07-07 (Boom Assemblies)



Equipment Technologies

Home of the Apache Sprayer

2201 Hancel Parkway

Mooresville, IN 46158

Tel.: (317) 834-4500

Fax: (317) 834-4501

Parts Information

2007 #07-07

From: Kevin Covey-Product Support Manager

Email: kevin.covey@et-inc.biz

Subject: Boom Assemblies

Models Affected: All Apaches

Date: November 19, 2007

This is an informational bulletin only.

This bulletin is to inform of recent changes in boom wing assemblies and their part numbers.

All 2008 Apache's are built with a refined version of boom wings that have the following features:

- 2"X2" bottom boom tube on the inner boom wings
- New flag pin style "pins" connecting the boom pieces together.
- Improved cylinder mounts on the inner boom wing
- Stainless steel nozzle brackets and hardware
- Improved hinge points at intermediate and breakaway's
- Two bolt adjustments on breakaway's

These booms are used on all 2008 Apache's and were also used on the final 2007 Apache's built in the summer of 2007. There is no clean serial number break for the 2007 models. The best way to tell is by the size of the bottom tube on the inner boom wing and will also use the flag pin style pins to connect the boom pieces together. These new style booms are not interchangeable with the older style booms unless you change both complete boom wing assemblies and hanger brackets. See pictures and part number break downs below for complete details.

See parts list and picture on attached pages



Appendix **Additional Information**

New Style Booms

| <u>Part Number</u> | <u>Description</u> |
|--|--|
| 600901124 | Pin, Flag pin style inner boom to back rack |
| 600901125 | Pin, Flag pin style intermediate boom to inner boom |
| 600901126 | Pin, Flag pin style breakaway to intermediate boom |
| 600901232 | Boom hanger assembly |
| 600901233 | Right hand inner boom wing for 60', 80', and 90' booms |
| 600901234 | Left hand inner boom wing for 60', 80', and 90' booms |
| 600901235 | Right hand intermediate boom for 80' booms |
| 600901236 | Inner boom wing for 100' booms for both left & right sides |
| 600901237 | Linkage connecting the inner boom to intermediate boom |
| 600901238 | Left hand intermediate boom for 80' booms |
| 600901239 | Right hand intermediate boom for 90' booms |
| 600901246 | Left hand intermediate boom for 90' booms |
| 600901247 | Right hand intermediate boom for 100' booms |
| 600901248 | Left hand intermediate boom for 100' booms |
| 600901251 | Boom breakaway and boom back rack shock |
| Nozzle body brackets for inner boom wings | |
| 600000166 | Bracket, nozzle body stainless steel straight (standard) 2" |
| 600000167 | Bracket, nozzle body stainless steel offset left hand 2" |
| 600000168 | Bracket, nozzle body stainless steel offset right hand 2" |
| 600000169 | Bracket, nozzle body stainless steel offset extended left hand 2" |
| 600000170 | Bracket, nozzle body stainless steel offset extended right hand 2" |
| 600000171 | Bracket, nozzle body stainless steel extended straight) 2" |
| Nozzle body brackets for intermediate booms and breakaways | |
| 600000174 | Bracket, nozzle body stainless steel straight (standard) 1" |
| 600000175 | Bracket, nozzle body stainless steel offset left hand 1" |
| 600000176 | Bracket, nozzle body stainless steel offset right hand 1" |
| 600901177 | Bracket, nozzle body stainless steel offset extended left hand 1" |
| 600000178 | Bracket, nozzle body stainless steel offset extended right hand 1" |
| 600000179 | Bracket, nozzle body stainless steel extended straight 1" |
| 900031811 | Carriage bolt stainless steel for nozzle body brackets |
| 901003001 | Nut, nylock stainless steel for 900031811 bolt |
| 600901519 | Pin, connecting barrel end of boom tilt & boom fold cyl. to boom |
| 600901520 | Pin, connecting rod end clevis of boom tilt & boom fold cyl. to boom |
| 600901521 | Pin, cotter for both 600901519 & 600901520 pin |



Boom breakaway 60' Inner boom wing Intermediate boom Boom breakaway 90'

Appendix **Additional Information**

#07-08 (Field Lighting Kits)



Equipment Technologies

Home of the Apache Sprayer

2201 Hancel Parkway

Mooresville, IN 46158

Tel.: (317) 834-4500

Fax: (317) 834-4501

Parts Information

2007 #07-08

From: Kevin Covey-Product Support Manager

Email: kevin.covey@et-inc.biz

Subject: Field Lighting

Models Affected: 2005 & Newer Apaches

Date: November 20, 2007

This is an informational bulletin only.

This bulletin is to inform you of a new option for 2005 and newer Apache sprayers.

Auxiliary lighting kits are now available for purchase and installations on 2005 and newer Apache sprayers. With this kit you can add up to 8 working lights to the Apache. Each light are 55-watt dual beam halogens with 6 mounting to the cab top and 2 mounting on the rear boom rack pointing to the end of the boom. The cab top lights are completely adjustable and can be located anywhere on the mounting bar.

These kits come with all parts required for installation, on some models it is necessary to replace the alternator and the alternator is included in those kits.

| <u>Kit Part Number</u> | <u>Description</u> |
|------------------------|--|
| K65000109 | Kit for 2007 and newer AS1010, AS1210 models |
| K65000110 | Kit for 2005 and newer models AS500, AS510, AS850, AS710 |
| K65000111 | Kit for 2005-2006 models AS1010 and AS1210 |
| K65000112 | Kit for rear boom rack lights only for 2007 and newer models |





Appendix **Additional Information**

#07-09 (Front Bumper)



Equipment Technologies

Home of the Apache Sprayer

2201 Hancel Parkway

Mooresville, IN 46158

Tel.: (317) 834-4500

Fax: (317) 834-4501

Parts Information

2007 #07-09

From: Kevin Covey-Product Support Manager

Email: kevin.covey@et-inc.biz

Subject: Front Bumper

Models Affected: 2005 & Newer Apaches

Date: November 28, 2007

This is an informational bulletin only.

This bulletin is to inform you of a part and part number change to the front bumper for the 2005 and newer Apaches.

Part number 420000112 is now replaced by part number K65000125.

The new part is on all 2008 Apaches serial number 9083450 and later.

K65000125 includes the bumper and bracket required for mounting to the Apache.

The new bumper is improved to be durable and forgiving, the new bumper can be identified by the two seams that appear on each side (see picture below)



Seam

Appendix **Additional Information**

#07-10 (Chemical Eductor)



Equipment Technologies

Home of the Apache Sprayer

2201 Hancel Parkway

Mooresville, IN 46158

Tel.: (317) 834-4500

Fax: (317) 834-4501

Parts Information

2007 #07-10

From: Kevin Covey-Product Support Manager

Email: kevin.covey@et-inc.biz

Subject: Chemical Eductor

Models Affected: 2005 & Newer Apaches

Date: November 28, 2007

This is an informational bulletin only.

This bulletin is to inform you of a part and part number change on the chemical eductor hose.

Part number RM800875 is now replaced by part number RM800876 and is sold by the foot and uses 21 feet per Apache.

Part number is used on all 2008 serial number 9083485 and later.

This new hose is a lay flat of material that is more forgiving in the bends off the eductor.



New lay flat Eductor hose

The valve handle has changed from red to blue, however the part # 64050003 remains the same

Appendix **Additional Information**

Service Bulletin
#06-02 (Autosteer Info)



Equipment Technologies

Home of the Apache Sprayer

2201 Hancel Parkway

Mooresville, IN 46158

Tel.: (317) 834-4500

Fax: (317) 834-4501

Service Bulletin

2006 #06-02

From: Kevin Covey-Product Support Manager
Email: kevin.covey@et-inc.biz

Subject: Apache Steering

Models Affected: 1997-Current Apaches

Date: March 15, 2006

This is an informational bulletin only.

The following is information on the steering circuits for all ET products. This should help with the installation of auto steer systems.

2006 & Newer Apaches:

AS510, AS710, AS1010, & AS1210 all use an open center Sauer Danfoss steering motor model # OSPC 125 ON, 7.63 [in³/ rev.] (ET# 860000005). The oil is supplied from the gear pump to the steering motor.

2005 Apaches:

AS500, AS850, AS1000, & AS1200 all use an open center Sauer Danfoss steering motor model # OSPC 125 ON, 7.63 [in³/ rev.] (ET# 860000005). The oil is supplied from the gear pump to the steering motor.

2004 Apaches:

500 Series, 850 Series, & 859 use an open center Sauer Danfoss steering motor model#: OSPD 160 ON, 9.76 [in³/ rev.] (ET# 420500103). The oil is supplied from the gear pump to the steering motor.

1000 Series & 1200 Series use a closed center Sauer Danfoss steering motor model#: OSPB 160 CN, 9.76 [in³/ rev.] (ET# 420500104). The oil is supplied from the piston pump to the steering motor.

2003 Apaches:

760, 780, 790, 7100, & 859 use an open center Sauer Danfoss steering motor model# 150-N0028 (ET# 420500103). The oil is supplied from the gear pump to the steering motor.

860 Plus, 880 plus, 890 plus, 8100 plus, 1080 plus, 1090 plus, 1280, & 1290 use a closed center Sauer Danfoss steering motor model# 150-0128 (ET# 420500104). The oil is supplied from the piston pump to the steering motor.



Appendix **Additional Information**

2002 Apaches:

760, 780, 790, 7100, & 859 use an open center Sauer Danfoss steering motor model# 150-N0028 (ET# 420500103). The oil is supplied from the gear pump to the steering motor.

860 Plus, 880 plus, 890 plus, 8100 plus, 1080 plus, 1090 plus, 1280, & 1290 use a closed center Sauer Danfoss steering motor model# 150-0128 (ET# 420500104). The oil is supplied from the piston pump to the steering motor.

2001 Apaches:

760, 780, 790, 7100, & 859 with John Deere 170 hp engines use an open center Sauer Danfoss steering motor model# 150-N0028 (ET# 420500103). The oil is supplied from the gear pump to the steering motor.

860 Plus, 880 Plus, 890 Plus, 8100 Plus, & 790 Plus use a closed center Parker steering motor model# HGF20324 (ET # 420500102). The oil is supplied from the piston pump to the steering motor.

560, 580, 760, 780, & 790 with Cummins 130 hp engines use an open center Parker steering motor model # HGF 20380 (ET# 420500100). The oil is supplied from a tandem pump on the engine.

2000 Apaches:

560, 580, 760, 780, & 790 with Cummins 130 hp engines use an open center Parker steering motor model # HGF 20380 (ET# 420500100). The oil is supplied from a tandem pump on the engine.

1999 Apaches:

560, 580, 760, 780, & 790 with Cummins 130 hp engines use an open center Parker steering motor model # HGF 20380 (ET# 420500100). The oil is supplied from a tandem pump on the engine.

1997-1998 Apaches:

560, 580, with Cummins 110 or 130 hp engines use an open center Parker steering motor model # HGF 20380 (ET# 420500100). The oil is supplied from a tandem pump on the engine.

1999-2001 Cherokee & Cherokee Deluxe:

560, 575, 580 with Cummins 100 or 130 hp engines use an closed center Parker steering motor model # HGA12128 (ET # 420500101). The oil comes from the piston pump.



Equipment Technologies

Home of the Apache Sprayer

2201 Hancel Parkway

Mooresville, IN 46158

Tel.: (317) 834-4500

Fax: (317) 834-4501

Service Bulletin

2006 #06-06

From: Kevin Covey-Product Support Manager

Email: kevin.covey@et-inc.biz

Subject: Fluid and Lubricant Change

Models Affected: All Apaches

Date: December 6, 2006

This is an informational bulletin only.

In an effort to continuously improve the performance and reliability of the Apache sprayer, we at Equipment Technologies are pleased to announce Lucas Oil as our new supplier of fluids and lubricants. All Apaches built on or after December 1, 2006 (serial #907 3145) will be shipped from the factory with Lucas fluids and lubricants. For Apaches built before December 1, 2006 we recommend switching to the following Lucas products at your next service interval:

- Hydraulic System- Lucas Universal Hydraulic Fluid Cat T/04
- Engine- 15w-40 Lucas Magnum
- Transmission- Lucas Universal Hydraulic Fluid Cat T/04
- Differential- Lucas 80/90 Gear Oil
- Brake System- Lucas Universal Hydraulic Fluid
- 90" Fixed Rear Axle- Lucas 80/90 Gear Oil
- Planetary - Lucas 80/90 Gear Oil (AS710 & 42" CC)
- Drop Boxes- Lucas 80/90 Gear Oil (48" CC)
- All Grease Points- X-Tra Heavy Duty Grease

The changing in fluids is most notable in the following components:

1. Both the transmission and hydraulic systems will be using Lucas Universal Hydraulic Fluid.
2. Both the drop box assemblies (48" CC) and the planetary's (AS710 & 42" CC) will be using Lucas 80/90 Gear Oil.
3. The engine coolant will now be "green" in color.

Lucas Oil is well known for long life and durability in heavy use and high stress applications. The Lucas Oil family of products brings many advantages to the overall life of the Apache. Such as reducing operating temperatures and extending the life of internal bearings.

NOTE: Any fluids used in machines built on or after December 1, 2006 must meet or exceed the Lucas oil specifications. A complete list of Lucas Oil specifications will be available in the coming weeks on our web site.



Equipment Technologies

Home of the Apache Sprayer

2201 Hancel Parkway

Mooresville, IN 46158

Tel.: (317) 834-4500

Fax: (317) 834-4501

Spare Parts Return Policy

Equipment Technologies Inc. (ETI) will accept spare parts returned from our dealers under the following conditions:

- The returning dealer must obtain return goods authorization number (RGA) by contacting the Product Support Manager at ETI Prior to returning any parts.
- The RGA # must be visible on the outside of the shipping container and on any accompanying paper work.
- Any parts returned without an RGA # will be returned to the dealer. The dealer will be responsible for any freight charges
- All parts returned must be clean, new, and in original packaging.
- Parts must have been purchased from ETI within the last twelve months.
- The returning dealer will pay all freight.
- A 15% restocking fee will be charged to the returning dealer on all spare parts returned.
- ETI will allow a dealer to return up to 20% of the total spare parts purchased from ETI in the last calendar year.
- ETI will not accept any returns of any special order parts.
- Any spare parts shipped to a dealer mistakenly by ETI maybe returned to ETI without a restocking fee. ETI will ship the correct parts freight free. The dealer must still obtain an RGA # before returning the parts.
- Any parts ordered by a dealer for work required by a service bulletin/update that were unused maybe returned to ETI without a restocking fee. The parts must be returned within six months of purchase. The dealer must obtain an RGA # prior to returning the parts.
- ETI will inspect all returned parts. ETI will determine the condition of all returned parts. ETI reserves the right to refuse any parts that do not meet the above guidelines.

Any questions concerning the spare parts return policy or to return spare parts please contact Kevin Covey Product Support Manager at (317) 834-4500 Ext. 32 or Email: kevin.covey@et-inc.biz

