

## Parts Manual

NTA3010 & NTA3510  
No-Till Air Drill Implement

# Great Plains

Manufacturing, Inc.

P.O. Box 5060 • Salina, Kansas 67402-5060  
[www.greatplainsmfg.com](http://www.greatplainsmfg.com)



Read the Operator's manual entirely. When you see this symbol, the subsequent instructions and warnings are serious - follow without exception. Your life and the lives of others depend on it!

# Great Plains



16178

*Cover illustration may show optional equipment not supplied with standard unit.*

# Table of Contents

<b>Section 1 Introduction</b> . . . . .	<b>1-1</b>	2" x 13" Single Press Wheel . . . . .	6-3
<b>General Information</b> . . . . .	<b>1-1</b>	3" x 13" Single Press Wheel . . . . .	6-5
Revisions . . . . .	1-1	3" x 14" Peaked Single Press Wheel . . . . .	6-7
Touch-up Paint and Manual Information . . . . .	1-1	<b>Section 7 Hydraulics</b> . . . . .	<b>7-1</b>
Replacement Hardware . . . . .	1-1	Transport Hydraulics (RPIL Cartridge) . . . . .	7-1
Part Number Service Coding . . . . .	1-2	Transport Hydraulics (RDIF Cartridge) . . . . .	7-3
Part Number Index . . . . .	1-3	Folding Hydraulics . . . . .	7-5
<b>Section 2 Towers</b> . . . . .	<b>2-1</b>	NTA Control Valve (S/N Z1101+) . . . . .	7-7
Tower . . . . .	2-1	Hydraulic Cylinder (810-332C) . . . . .	7-9
Blockage Monitor (Option) . . . . .	2-3	Hydraulic Cylinder (810-333C) . . . . .	7-11
Agtron Sensor (Option) . . . . .	2-5	Hydraulic Cylinder (810-221C) . . . . .	7-13
<b>Section 3 Frames</b> . . . . .	<b>3-1</b>	Hydraulic Cylinder (810-287C) . . . . .	7-15
Left Wing to Center . . . . .	3-1	Relief & Solenoid Valves . . . . .	7-17
Right Wing to Center . . . . .	3-3	Solenoid Valve (810-342C) . . . . .	7-19
Slow Moving Vehicle Emblem . . . . .	3-5	Relief Valve (810-370C) . . . . .	7-21
Center Frame to Rockshaft . . . . .	3-7	Pressure Reducing Valve (810-349C) . . . . .	7-23
Cart Hook-Up . . . . .	3-9	Depth Stop Valve Assembly . . . . .	7-25
Harness & Light Kit . . . . .	3-11	Hydraulic Shut-Off Valve (810-084C) . . . . .	7-27
<b>Section 4 Gauge Wheels</b> . . . . .	<b>4-1</b>	Stroke Control Valve (810-445C) . . . . .	7-29
Dual Gauge Wheel . . . . .	4-1	Relief Valve (810-348C) . . . . .	7-31
Gauge Wheel and Tire . . . . .	4-3	<b>Section 8 Decals</b> . . . . .	<b>8-1</b>
Parallel Arm Lift Assy . . . . .	4-5	Decal Placement . . . . .	8-1
Parallel Arm Dual Gauge Wheel . . . . .	4-7	<b>Section 9 Options</b> . . . . .	<b>9-1</b>
<b>Section 5 Openers</b> . . . . .	<b>5-1</b>	Weights (160-296S) . . . . .	9-1
Coulter (S/N Z1148-) . . . . .	5-1	Coulter Tine . . . . .	9-3
Coulter (S/N Z1149+) . . . . .	5-3	Spring Scraper Assembly . . . . .	9-5
Grease Bank . . . . .	5-5	Harrow Center Mount . . . . .	9-7
Parallel Arm Opener . . . . .	5-7	Harrow Wing Mount . . . . .	9-9
5" & 6" Seed-Lok, (Option) (122-193K & 122-266K) . . . . .	5-9	Harrow Assembly . . . . .	9-11
<b>Section 6 Press Wheels</b> . . . . .	<b>6-1</b>		
1" x 12" Double "V" Press Wheel . . . . .	6-1		

© Copyright 2000 All rights Reserved

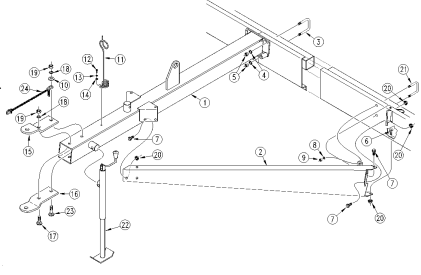
Great Plains Manufacturing, Inc. provides this publication "as is" without warranty of any kind, either expressed or implied. While every precaution has been taken in the preparation of this manual, Great Plains Manufacturing, Inc. assumes no responsibility for errors or omissions. Neither is any liability assumed for damages resulting from the use of the information contained herein. Great Plains Manufacturing, Inc. reserves the right to revise and improve its products as it sees fit. This publication describes the state of this product at the time of its publication, and may not reflect the product in the future. The illustrations in this manual are not intended for safe and proper assembly or disassembly of equipment. The illustrations are intended for ordering parts only.

Great Plains Manufacturing, Incorporated Trademarks

The following are trademarks of Great Plains Mfg., Inc.: Application Systems, Ausherman, Land Pride, Great Plains

All other brands and product names are trademarks or registered trademarks of their respective holders.

Printed in the United States of America.

Section Number & Description	Serial Number Break	Illustration Page	Parts Page
<p>Section 2 Frames  <b>Tongue &amp; Pull Bar (S/N 00000-)</b>                      Great Plains Mfg., Inc.</p> <p><b>Illustration Heading</b></p>  <p><b>Illustration</b></p> <p><b>Illustration Number</b></p> <p>10207</p> <p>2-1 EWD13 13' End Wheel Drill 175-083P 5/21/98</p> <p><b>Left Page Number</b></p> <p><b>Manual Name &amp; Number</b></p> <p><b>New or Modification Date</b></p>			<p>Great Plains Mfg., Inc. Section 2 Frames  <b>Tongue &amp; Pull Bar (S/N 00000-)</b></p> <p><b>Parts List</b></p> <ol style="list-style-type: none"> <li>177-001H 13' END WHEEL TONGUE WELDMENT</li> <li>177-004H PULL BAR WELDMENT LH</li> <li>177-005H PULL BAR WELDMENT RH</li> <li>806-032C U-BOLT 5/8-11 X 3 17/32 UNEVEN</li> <li>804-022C WASHER LOCK SPRING 5/8 PLT</li> <li>803-021C NUT HEX 5/8-11 PLT</li> <li>802-183C RHSNB 1/2-13X1 GR5</li> <li>802-083C HFSS 1/2-13X1 1/4 GR8</li> <li>804-015C WASHER LOCK SPRING 1/2 PLT</li> <li>803-020C NUT HEX 1/2-13 PLT</li> <li>177-587D SAFETY CHAIN WASHER</li> <li>807-023C SPRING HOSE LOOP</li> <li>801-028C SCREW HEX 3/8-16X1 TYPE F</li> <li>804-013C WASHER LOCK SPRING 3/8 PLT</li> <li>804-012C WASHER FLAT 3/8 SAE PLT</li> <li>177-009D CLEVIS HITCH TOP HALF</li> <li>177-008D CLEVIS HITCH BOTTOM HALF</li> <li>802-177C RHSNB 3/4-10X2 1/2 GR5</li> <li>804-023C WASHER LOCK SPRING 3/4 PLT</li> <li>803-027C NUT HEX 3/4-10 PLT</li> <li>803-037C NUT HEX WHIZ 1/2-13 PLT</li> <li>806-028C U-BOLT 1/2-13 X 3 17/32 X4 3/4</li> <li>890-118C SCREW JACK 2000#</li> <li>802-289C RHSNB 3/4-10X3 GR5</li> <li>890-182C SAFETY CHAIN 10000 LB</li> </ol> <p>7/1/98 EWD13 13' End Wheel Drill 175-083P 2-2</p> <p><b>Right Page Number</b></p>

## General Information

### Revisions

Please refer to the date at the bottom of each page for the most current version of the equipment. Serial number breaks are at the top of the page at the end of the illustration heading, refer to the illustration above.

### Touch-up Paint and Manual Information

Repaint parts where paint is worn or scratched to prevent rust. Aerosol touch-up paint is available. To order use Great Plains part numbers below:

- GP Green . . . . .821-001C
- GP Black . . . . .821-002C
- GP Beige . . . . .821-003C
- GP Buckskin . . . . .821-004C
- LP Beige . . . . .821-011C
- LP Black . . . . .821-032C

Replacement manuals available. Use Great Plains part 160-219P.

### Replacement Hardware

All bolts and nuts are grade 5 unless otherwise noted. The use of improper grades of hardware can result in personal injury, damage to equipment, or loss of property. See **“Hardware Legend”** on page 1-2, for hardware abbreviations used within all parts lists.

## Hardware Legend

AR	As Required
BLADE	Blade Bolt
C	Cap Screw
CP	Cotter Pin
CPHSSS	Cup Point Hex Socket Set Screw
CPSHSS	Cup Point Square Head Set Screw
CPSQHSS	Cup Point Square Head Set Screw
CRFCHMS	Cross Recess Flat Countersunk Head Mach. Screw
CRPHMS	Cross Recess Pan Head Machine Screw
CRPHTFS	Cross Recess Pan Head Thread Forming
CRRHMS	Cross Recess Round Head Machine Screw
CRTHMS	Cross Recess Truss Head Machine Screw
CSNB	Countersunk Square Neck Bolt
FHMS	Flat Head Machine Screw
FTC	Full Thread Cap Screw
H	Hex Nut
HCLN	Hex Center Lock Nut
HFLCS	Hex Flange Lock Cap Screw
HFS	Hex Flange Screw
HFSLN	Hex Flange Serrated Lock Nut
HFSS	Hex Flange Serrated Screw
HHCS	Hex Head Cap Screw or Metric Bolt
HSBHCS	Hex Socket Button Head Cap Screw
HSFCHCS	Hex Socket Flat Countersunk Head Cap Screw
HSHCS	Hex Socket Head Cap Screw
HSSS	Hex Socket Head Screw
HTLN	Hex Top Lock Nut
HWHCS	Hex Washer Head Cap Screw

HWHMS	Hex Washer Head Machine Screw
HXBHCS	Hex Socket Button Head Cap Screw
J	Hex Jam Nut
JIC	37 Degree Tapered Thread
L	Helical Spring Lock Washer
LUG	Lug Bolt
NFC	National Fine Cap Screw
NPSM	National Pipe Straight Mechanical
NPTF	National Pipe Taper Fuel
P	Wide Plain Washer
PHMS	Pan Head Machine Screw
PLOW	Plow Bolt
RHMS	Round Head Machine Screw
RHSNB	Round Head Square Neck Bolt
SCREW LEVELING	Leveling Screw
SCREW THUMB	Thumb Screw
SCREW WELD	Weld Screw
SFCHMS	Slotted Flat Countersunk Head Machine Screw
SFHMS	Slotted Fillister Head Machine Screw
SP	Special
SP SCREW	Special Screw
SQHSS	Square Head Set Screw
SRHMS	Slotted Round Head Machine Screw
SSS	Socket Set Screw
STCS	Self Tapping Cap Screw
STHMS	Slotted Truss Head Machine Screw
WHEEL	Wheel Studs and Hub Long Bolts
WING	Wing Bolt

## Part Number Service Coding

Within the following parts lists some part numbers are coded for revisions and interchangeability.

### Legend:

Newest serial numbers are listed first.

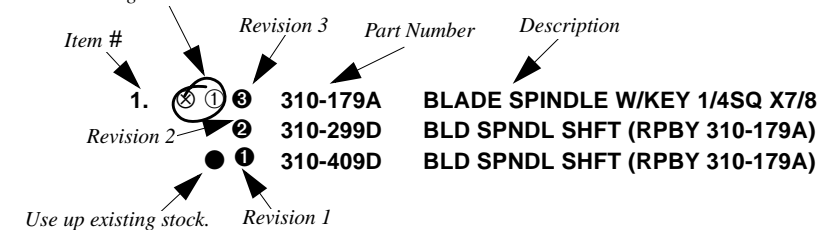
**Bold face type indicates parts that are serviced. These parts are considered interchangeable, if it supersedes another part, unless otherwise noted.**

### Example:

- (S/N 20001+) Includes serial numbers 20001 and above (to the newest numbers)
- (S/N 10001↔20000) Includes serial numbers between and including 10001 and 20000
- (S/N 10000-) Includes serial numbers 10000 and below (to the oldest number)

- ① First revision, e.g.; ② is 2nd revision, ③ is 3rd revision, etc.  
(Greater numbers are the newest.)
- The existing stock for this part should be used up before ordering the new part.
- ⊗ Not interchangeable
- ⊗①② Revision 2 is not interchangeable w/1

Not interchangeable with revision 1



**Part Number Index**

<b>Part Number</b>	<b>Page</b>	<b>Part Number</b>	<b>Page</b>	<b>Part Number</b>	<b>Page</b>	<b>Part Number</b>	<b>Page</b>
5070	7-24	152-179H	7-26	198-409H	5-8	800-001C	4-2
5075	7-24	152-379D	7-26	198-436H	5-8	800-001C	4-6
5089	7-24	152-380D	7-26	198-437H	5-8	800-001C	5-2
5106	7-24	152-215D	4-4	198-438H	5-8	800-064C	3-2
5149	7-22	155-012K	4-2	198-439H	5-8	800-064C	7-6
5396	7-30	155-012K	4-4	198-137D	6-2	800-073C	3-10
5397	7-30	160-200H	3-2	199-030D	6-8	800-082C	2-4
8062	7-30	160-200H	3-4	199-022H	6-2	800-112C	2-4
492544	7-28	160-200H	3-6	1M6010	7-14	800-130C	5-6
494665	7-28	160-200H	3-8	1M7018	7-12	800-158C	5-6
30102322	7-32	160-201H	3-2	1M7018	7-16	800-180C	2-2
30102359	7-20	160-201H	3-4	1M7020	7-10	800-211C	5-2
39680008	7-20	160-201H	3-8	200-001D	4-2	800-211C	5-6
85002733	7-20	160-201H	4-2	200-001D	4-4	800-093C	5-10
85020105	7-32	160-202H	3-10	200-001D	5-2	800-164C	5-4
10369-017	7-22	160-203H	3-10	200-002S	5-2	800-177C	5-4
107-111D	5-8	160-204H	3-2	200-001D	4-8	800-211C	5-4
107-113D	5-8	160-205H	3-4	200-001D	5-4	801-002C	5-8
107-133S	5-8	160-210H	3-10	200-039V	5-4	801-018C	3-6
1088-015	7-22	160-233A	9-2	204-075H	5-2	801-055C	3-8
1088-017	7-22	160-463D	7-18	204-107D	5-2	801-084C	5-10
113-609D	3-2	160-234H	3-2	204-272D	5-2	801-141C	5-10
113-609D	3-4	160-235H	3-4	204-272D	5-4	802-002C	7-26
113-612D	3-2	160-595D	9-2	249-050S	5-4	802-004C	5-6
113-612D	3-4	160-613D	7-8	249-051H	5-4	802-007C	2-2
116-062H	9-12	161-074H	3-8	2A0006	7-10	802-007C	3-6
116-064H	9-12	161-076H	4-2	2A0006	7-12	802-010C	3-2
116-116D	9-12	161-077H	4-2	2A0006	7-14	802-010C	3-4
116-173H	9-10	161-101H	4-6	2A0006	7-16	802-010C	7-6
116-174H	9-8	161-102H	4-6	2A0012	7-10	802-015C	5-8
116-175H	9-8	161-107H	4-2	2A0012	7-12	802-022C	9-4
116-176H	9-8	161-108H	3-8	2A0012	7-14	802-026C	7-26
116-177H	9-8	161-118H	4-6	2A0012	7-16	802-042C	3-2
116-178H	9-10	161-211D	4-6	2A0019	7-10	802-042C	3-4
116-179H	9-12	161-221D	4-6	2A0019	7-12	802-058C	6-4
116-180K	9-8	161-127H	4-8	2A0019	7-14	802-058C	6-6
116-181K	9-10	161-231D	4-8	2A0019	7-16	802-059C	6-8
116-182K	9-10	161-238D	4-6	2A0024	7-10	802-070C	7-26
116-183K	9-10	161-247D	4-6	2A0024	7-12	802-075C	3-2
116-205D	9-12	168-257A	2-4	2A0024	7-14	802-075C	3-4
116-206D	9-10	168-258M	2-4	2A0025	7-16	802-079C	9-6
116-208D	9-12	168-362D	2-2	2A0025	7-12	802-082C	5-2
121-781A	9-6	168-365D	2-4	2M7518	7-12	802-100C	9-4
121-164D	5-8	168-256A	2-4	2M7520	7-14	802-103C	5-2
122-041D	6-8	168-260A	2-4	2M7690	7-10	802-104C	3-8
122-055S	7-26	168-261A	2-4	2M8518	7-16	802-104C	4-2
122-065D	7-26	181-064D	4-4	3R6912	7-14	802-126C	9-4
122-110D	6-8	181-064D	4-8	3R7512	7-12	802-131C	2-2
122-117S	6-8	196-112D	3-2	3R7612	7-10	802-147C	5-8
122-198V	6-8	196-112D	3-4	3R8512	7-16	802-153C	3-8
122-202S	5-8	196-112D	7-6	4M7102	7-10	802-172C	3-2
122-120D	5-10	196-142H	4-6	4R6106	7-14	802-172C	7-18
122-151D	5-10	196-185H	7-26	4R7106	7-12	802-197C	6-8
122-173H	5-10	196-186H	7-26	4R8106	7-16	802-214C	5-2
122-201S	5-10	197-010D	5-2	500-090B	7-20	802-228C	5-8
122-231A	5-10	197-194D	5-6	5M7595	7-10	802-274C	7-26
122-242S	5-8	197-010D	5-4	5R6120	7-14	802-389C	2-4
1369-015	7-22	198-089H	5-8	5R7120	7-12	802-420C	5-8
149-059D	5-2	198-090H	5-8	5R8120	7-16	802-421C	6-4
149-086D	5-2	198-104D	5-8	6R6164	7-14	802-421C	6-6
149-181E	5-2	198-126H	4-6	6R7170	7-10	802-421C	6-8
149-549D	9-4	198-127D	5-8	6R7177	7-12	802-449C	5-8
149-550D	9-4	198-128D	5-8	6R8164	7-16	802-616C	7-26
149-059D	5-4	198-134D	5-8	7M7320	7-12	802-617C	6-4
149-086D	5-4	198-137D	6-4	7M7320	7-14	802-618C	6-6
149-558D	5-2	198-137D	6-6	7M7398	7-10	802-638C	4-6
149-558D	5-4	198-137D	6-8	7M8320	7-16	802-005C	6-2
149-559D	5-2	198-139D	5-8	800-001C	3-2	802-017C	5-10
149-559D	5-4	198-140D	5-8	800-001C	3-4	802-028C	5-4
		198-210D	5-8	800-001C	3-8	802-034C	4-8

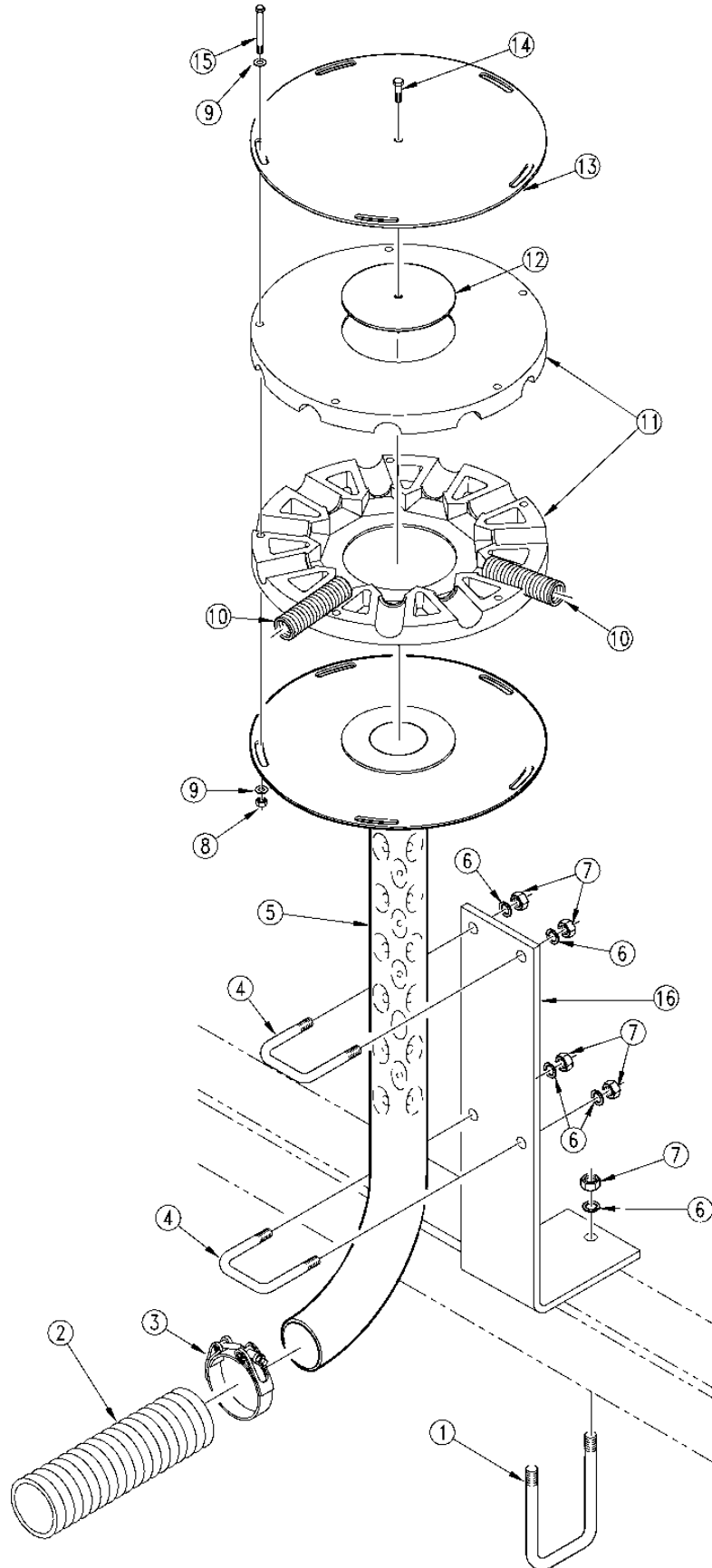
**Part Number Index**

<u>Part Number</u>	<u>Page</u>	<u>Part Number</u>	<u>Page</u>	<u>Part Number</u>	<u>Page</u>	<u>Part Number</u>	<u>Page</u>
802-051C	6-2	803-049C	5-4	804-037C	5-4	810-333C	7-2
802-091C	9-2	803-084C	9-12	804-055C	5-4	810-333C	7-4
802-103C	5-4	803-088C	6-2	804-078C	5-10	810-335C	7-28
802-104C	4-8	803-147C	9-10	804-102C	4-8	810-342C	7-6
802-128C	4-6	803-147C	9-8	804-156C	5-4	810-342C	7-18
802-138C	9-12	803-169C	6-2	804-165C	5-4	810-345C	7-8
802-153C	4-8	804-004C	3-8	805-007C	3-8	810-347C	7-8
802-214C	5-4	804-006C	2-4	805-016C	4-4	810-348C	7-8
802-226C	9-10	804-006C	3-6	805-017C	3-8	810-349C	7-8
802-226C	9-8	804-006C	5-6	805-017C	4-2	810-370C	7-18
802-399C	4-4	804-006C	7-18	805-017C	4-6	810-370C	7-2
802-421C	6-2	804-006C	7-26	805-017C	5-2	810-370C	7-4
802-551C	7-8	804-007C	5-6	805-021C	5-2	810-446C	7-30
802-648C	5-8	804-007C	7-18	805-032C	4-6	811-063C	7-2
802-666C	4-6	804-007C	7-18	805-033C	3-2	811-063C	7-26
802-718C	5-4	804-009C	3-2	805-033C	3-4	811-063C	7-4
803-001C	3-8	804-009C	3-4	805-060C	3-2	811-063C	7-6
803-006C	2-4	804-009C	3-6	805-060C	3-4	811-077C	7-2
803-006C	3-6	804-009C	7-6	805-124C	3-8	811-077C	7-4
803-006C	5-6	804-010C	2-2	805-124C	4-6	811-077C	7-6
803-006C	7-18	804-011C	9-4	805-152C	4-6	811-080C	7-2
803-006C	7-26	804-012C	5-8	805-154C	5-8	811-080C	7-4
803-014C	5-8	804-013C	5-8	805-159C	4-2	811-080C	7-6
803-014C	7-26	804-013C	7-26	805-186C	5-8	811-088C	7-2
803-014C	9-4	804-013C	9-4	805-196C	3-2	811-088C	7-4
803-014C	9-6	804-015C	2-2	805-196C	3-4	811-150C	7-2
803-020C	2-2	804-015C	3-2	805-239C	3-8	811-150C	7-4
803-020C	3-2	804-015C	3-4	805-239C	4-2	811-150C	7-6
803-020C	3-4	804-015C	5-2	805-246C	4-2	811-172C	7-6
803-020C	5-2	804-022C	5-8	805-249C	3-10	811-658C	7-2
803-021C	5-2	804-022C	6-4	805-249C	3-2	811-658C	7-4
803-021C	5-8	804-022C	6-6	805-249C	3-4	811-659C	7-2
803-025C	7-26	804-022C	6-8	805-249C	3-8	811-659C	7-4
803-029C	4-2	804-027C	3-2	805-249C	4-2	811-660C	7-2
803-029C	4-4	804-027C	3-4	805-016C	4-8	811-660C	7-4
803-029C	5-2	804-027C	4-6	805-017C	5-4	811-661C	7-2
803-031C	3-2	804-029C	3-8	805-331C	5-4	811-661C	7-4
803-031C	3-4	804-029C	4-2	806-010C	2-2	811-662C	7-2
803-031C	4-6	804-029C	4-6	806-056C	2-2	811-662C	7-4
803-032C	4-2	804-030C	4-2	806-069C	2-2	811-663C	7-2
803-034C	4-2	804-030C	4-6	806-106C	5-2	811-663C	7-4
803-034C	4-6	804-036C	7-18	806-149C	5-8	811-664C	7-2
803-048C	5-2	804-037C	5-2	806-016C	9-8	811-664C	7-4
803-049C	5-2	804-037C	9-4	806-046C	9-10	811-665C	7-2
803-049C	9-4	804-039C	3-2	806-046C	9-12	811-665C	7-4
803-059C	7-20	804-039C	3-4	806-046C	9-8	811-683C	7-6
803-088C	6-4	804-039C	5-2	806-106C	5-4	811-684C	7-6
803-088C	6-6	804-040C	5-8	806-111C	7-8	811-685C	7-6
803-148C	3-8	804-041C	7-26	807-007C	7-26	811-686C	7-6
803-169C	5-8	804-046C	3-8	807-020C	7-26	811-687C	7-6
803-169C	6-4	804-055C	4-2	807-106C	5-8	811-688C	7-6
803-169C	6-6	804-055C	5-2	807-116C	5-8	811-064C	7-8
803-169C	6-8	804-006C	7-8	807-079C	9-12	811-065C	7-8
803-177C	6-8	804-007C	7-8	807-101C	5-10	811-170C	7-8
803-181C	5-2	804-010C	9-12	809-084C	2-2	811-171C	7-8
803-273C	7-26	804-011C	5-10	809-198C	5-10	811-216C	7-8
803-006C	7-8	804-012C	5-10	810-144C	7-14	811-324C	7-8
803-014C	7-8	804-013C	5-10	810-158C	7-12	811-582C	7-8
803-019C	9-2	804-013C	7-8	810-160C	7-16	811-627C	7-8
803-020C	4-6	804-015C	4-6	810-221C	4-2	811-671C	7-8
803-020C	5-4	804-015C	4-8	810-221C	7-2	811-681C	7-8
803-020C	9-10	804-015C	5-4	810-221C	7-4	811-702C	7-8
803-020C	9-12	804-015C	9-10	810-236C	7-10	812-204C	5-8
803-020C	9-8	804-015C	9-12	810-287C	3-8	814-023C	4-2
803-021C	5-4	804-015C	9-8	810-287C	7-2	814-031C	4-2
803-021C	9-8	804-016C	4-6	810-287C	7-4	814-067C	6-8
803-024C	4-8	804-016C	9-2	810-332C	3-2	814-157C	6-4
803-029C	4-8	804-022C	5-4	810-332C	3-4	814-158C	6-6
803-029C	5-4	804-022C	6-2	810-332C	7-6	814-159C	6-4
803-048C	5-4	804-022C	9-8	810-333C	4-6	814-160C	6-6

**Part Number Index**

<u>Part Number</u>	<u>Page</u>	<u>Part Number</u>	<u>Page</u>	<u>Part Number</u>	<u>Page</u>	<u>Part Number</u>	<u>Page</u>
814-034C	. . . . . 6-2	820-018C	. . . . . 5-4				
814-174C	. . . . . 6-2	820-082C	. . . . . 5-4				
815-077C	. . . . . 4-2	820-116C	. . . . . 5-4				
815-082C	. . . . . 4-2	820-156C	. . . . . 5-4				
815-089C	. . . . . 4-4	822-018C	. . . . . 4-2				
815-090C	. . . . . 3-8	822-019C	. . . . . 4-2				
815-094C	. . . . . 4-4	822-020C	. . . . . 4-4				
815-096C	. . . . . 4-4	822-020C	. . . . . 5-2				
815-097C	. . . . . 4-4	822-021C	. . . . . 4-2				
815-089C	. . . . . 4-8	822-021C	. . . . . 4-4				
815-090C	. . . . . 4-8	822-021C	. . . . . 5-2				
815-094C	. . . . . 4-8	822-048C	. . . . . 4-4				
815-097C	. . . . . 4-8	822-053C	. . . . . 4-4				
816-009C	. . . . . 5-2	822-095C	. . . . . 6-8				
816-011C	. . . . . 4-2	822-170C	. . . . . 6-4				
816-035C	. . . . . 4-2	822-170C	. . . . . 6-6				
816-216C	. . . . . 2-2	822-020C	. . . . . 4-2				
816-218C	. . . . . 2-2	822-020C	. . . . . 4-8				
816-265C	. . . . . 4-4	822-021C	. . . . . 4-8				
816-009C	. . . . . 5-4	822-021C	. . . . . 5-4				
816-173C	. . . . . 5-10	822-048C	. . . . . 4-8				
816-217C	. . . . . 2-2	822-053C	. . . . . 4-8				
816-265C	. . . . . 4-8	822-170C	. . . . . 6-2				
816-288C	. . . . . 2-2	823-157C	. . . . . 3-8				
816-302C	. . . . . 5-8	823-158C	. . . . . 2-4				
816-352C	. . . . . 5-8	823-159C	. . . . . 2-4				
817-021C	. . . . . 7-26	823-161C	. . . . . 2-4				
817-029C	. . . . . 5-2	823-162C	. . . . . 2-4				
817-039C	. . . . . 2-2	833-107C	. . . . . 2-4				
817-051C	. . . . . 5-2	834-014C	. . . . . 2-2				
817-062C	. . . . . 6-8	838-161C	. . . . . 8-2				
817-063C	. . . . . 6-8	838-265C	. . . . . 8-2				
817-084C	. . . . . 5-8	838-266C	. . . . . 8-2				
817-084C	. . . . . 6-4	838-267C	. . . . . 8-2				
817-084C	. . . . . 6-6	890-005C	. . . . . 3-8				
817-084C	. . . . . 6-8	890-005C	. . . . . 4-2				
817-132C	. . . . . 5-8	890-005C	. . . . . 4-6				
817-133C	. . . . . 5-8	890-011C	. . . . . 3-10				
817-234C	. . . . . 2-2	890-011C	. . . . . 3-2				
817-296C	. . . . . 6-4	890-011C	. . . . . 3-4				
817-297C	. . . . . 6-6	890-011C	. . . . . 3-8				
817-084C	. . . . . 6-2	890-011C	. . . . . 4-2				
817-134C	. . . . . 5-10	890-153C	. . . . . 3-6				
817-314C	. . . . . 5-8	890-433C	. . . . . 3-8				
817-330C	. . . . . 6-2	890-606C	. . . . . 3-12				
817-513C	. . . . . 5-4	890-607C	. . . . . 3-12				
818-043C	. . . . . 8-2	890-193C	. . . . . 4-8				
818-046C	. . . . . 8-2	890-351C	. . . . . 9-12				
818-055C	. . . . . 3-6	990-109R	. . . . . 5-6				
818-055C	. . . . . 8-2	990-125R	. . . . . 2-2				
818-229C	. . . . . 8-2	990-184R	. . . . . 2-4				
818-230C	. . . . . 8-2	CP2-10	. . . . . 7-24				
818-339C	. . . . . 8-2	K7090	. . . . . 9-6				
818-398C	. . . . . 8-2	K7091	. . . . . 9-6				
818-412C	. . . . . 8-2	K7093	. . . . . 9-6				
818-557C	. . . . . 8-2	K7096	. . . . . 9-6				
818-560C	. . . . . 8-2	PRPIL-10-K-25	. . . . . 7-24				
818-624C	. . . . . 8-2	VA-490703	. . . . . 3-12				
818-627C	. . . . . 8-2	VA-141000-04	. . . . . 2-4				
818-631C	. . . . . 8-2	VA-150004	. . . . . 2-4				
818-752C	. . . . . 8-2	VA-490704	. . . . . 2-4				
818-798C	. . . . . 8-2						
818-631C	. . . . . 8-2						
818-795C	. . . . . 8-2						
818-882C	. . . . . 8-2						
820-018C	. . . . . 5-2						
820-082C	. . . . . 5-2						
820-114C	. . . . . 9-4						
820-116C	. . . . . 5-2						
820-156C	. . . . . 5-2						

*Tower*



16282

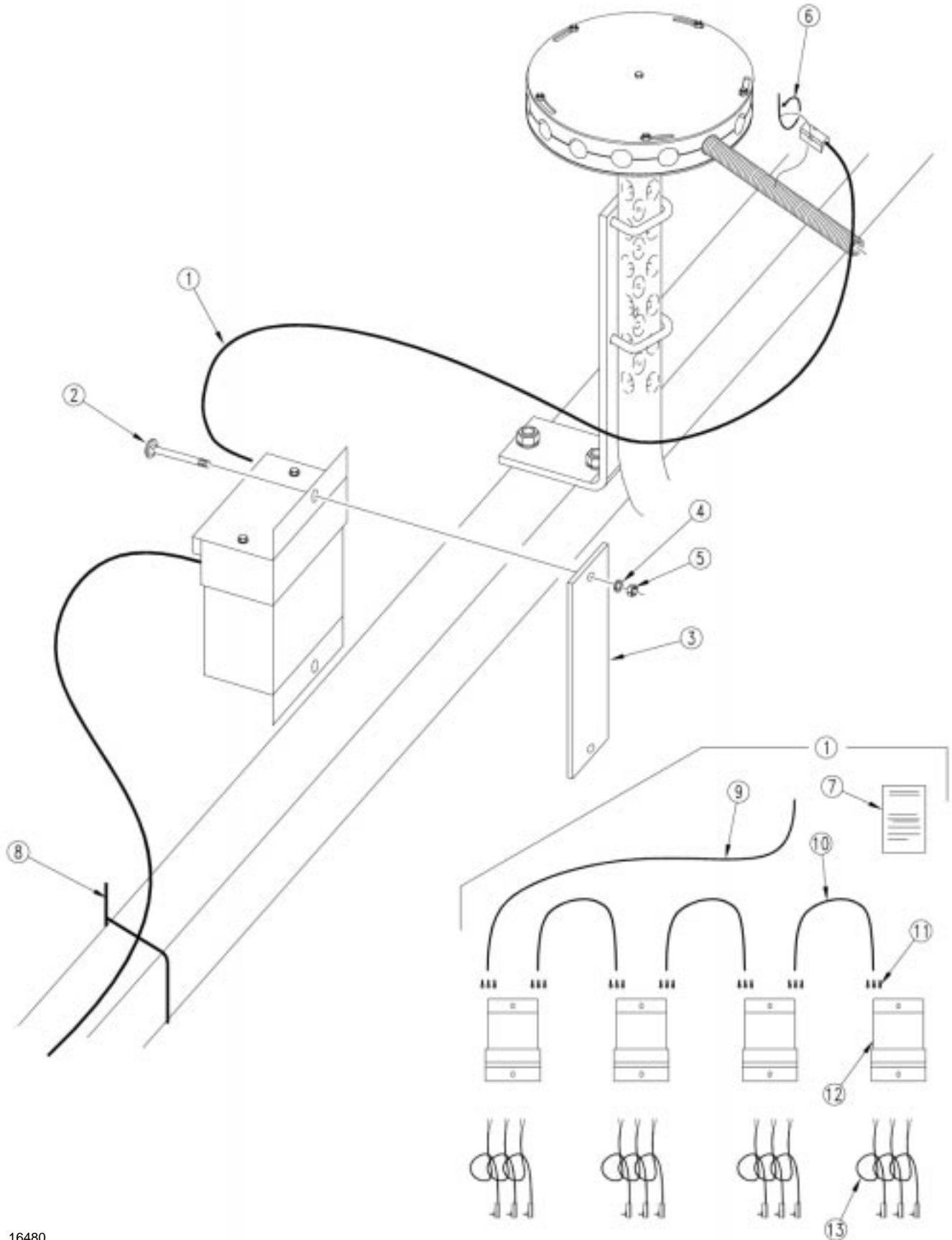


**Tower**

Ref.	Part No.	Part Description	Comments
1.	806-056C	U-BOLT 1/2-13 X 4 1/32 X 5 1/4	Used on outside towers on center section.
	806-069C	U-BOLT 1/2-13 X 4 1/32 X 7 1/4	Used on wings & center tower on center section.
2.	990-125R	SEED HOSE 2 1/2 ID KANAFLEX	
3.	800-180C	2 1/2 AIR HOSE BAND CLAMP	
4.	806-010C	U-BOLT 1/2-13 X 2 1/2 X 3 1/2	
5.	168-216H	DISTRIBUTION TOWER WELDMENT	
6.	804-015C	WASHER LOCK SPRING 1/2 PLT	
7.	803-020C	NUT HEX 1/2-13 PLT	
8.	809-084C	CHAIN RL #40 X 1 P & 1CONN PLT	
9.	804-010C	WASHER FLAT 5/16 USS PLT	
10.	817-039C	PVC SEED HOSE 1 INCH /FT	
11.	816-218C	11 OUTLET SEED DIST. RING	
	816-216C	8 OUTLET SEED DIST. RING	
	816-217C	9 OUTLET SEED DIST. RING	
	816-288C	12 OUTLET SEED DIST. RING	
12.	817-234C	DIST TOWER DIVIDER	
13.	834-014C	DIST. TOWER TOP CAP - LASER	
14.	802-007C	HHCS 5/16-18X3/4 GR5	
15.	802-131C	HHCS 5/16-18X3 GR5	
16.	168-362D	NTA35 DIST TOWER MOUNT	

**Legend:** ● = 1st revision; ● = 2nd revision; ● = 3rd revision; ● = use up existing stock; ⊗ = not interchangeable; ⊗ ① ● = for example: revision 2 is not interchangeable w/revision 1

*Blockage Monitor (Option)*



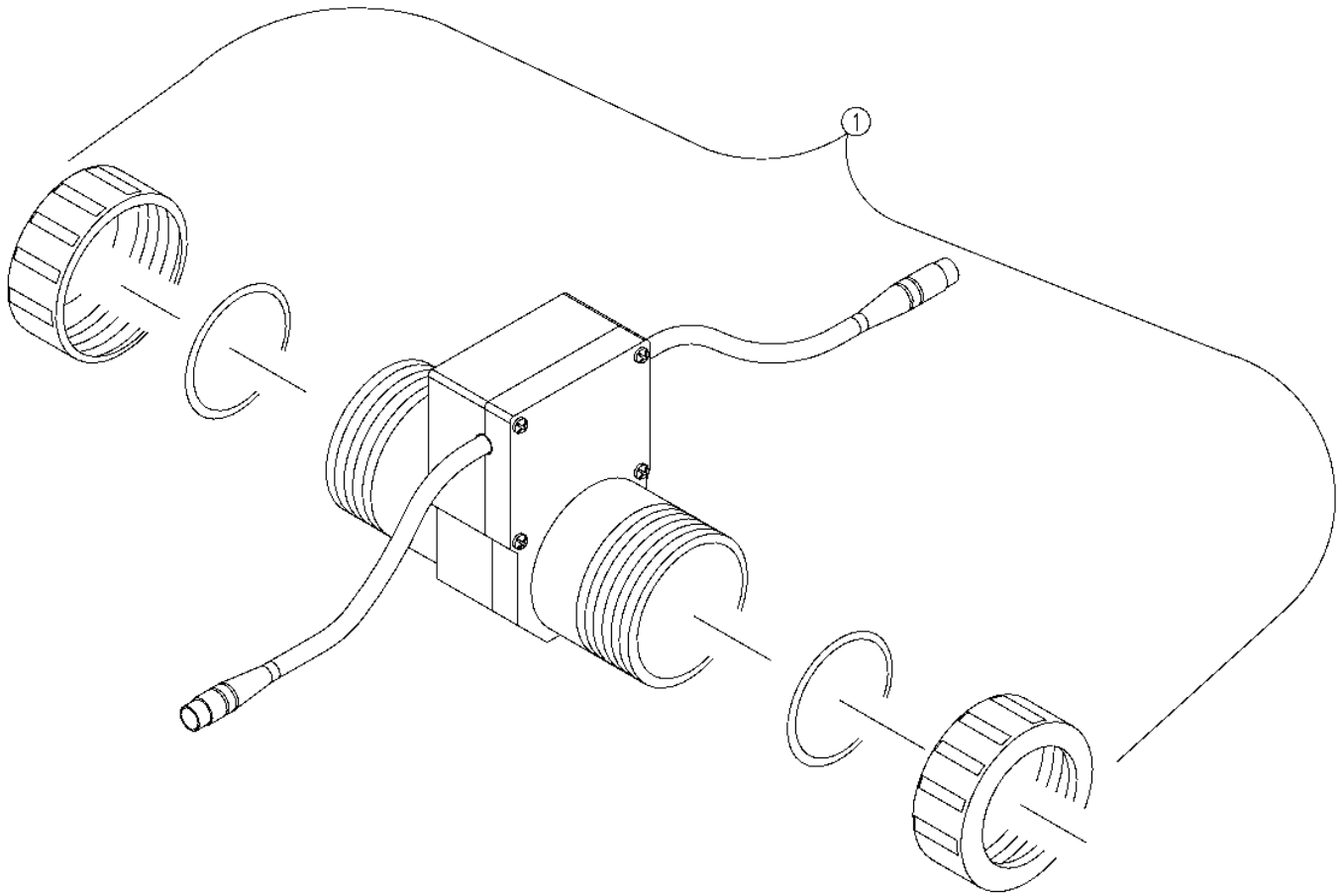
16480

**Blockage Monitor (Option)**

Ref.	Part No.	Part Description	Comments
1.	823-158C	VANSCO BLOCK PKG NTA55ROWS 7.5	NTA3510-7 1/2" spacing
	823-159C	VANSCO BLOCK PKG NTA40ROWS 10	NTA3510-10" spacing
	823-161C	VANSCO BLOCK PKG NTA3010 48R	NTA3010-7 1/2" spacing
	823-162C	VANSCO BLOCK PKG NTA3010 36R	NTA3010-10" spacing
2.	802-389C	RHSNB 1/4-20X4 3/4 GR5	
3.	168-365D	BLOCKAGE MODULE MOUNTING BKT	
4.	804-006C	WASHER LOCK SPRING 1/4 PLT	
5.	803-006C	NUT HEX 1/4-20 PLT	
6.	800-112C	CABLE TIE .19X7.25 1.75D 50LB	
7.	168-258M	MANUAL BLOCK MONITOR INSTALL	
8.	800-082C	CABLE TIE .31X21.5 6DIA 120LB	
9.	VA-490704	MAIN HARNESS LEAD	
10.	990-184R	WIRE 3 COND. 16GA RUBBER COVER	
11.	833-107C	TERM FEMALE INSUL PUSH ON .250	
12.	VA-150004	MULTIPLEX BLOCK MODULE LOWRATE	
13.	VA-141000-04	BLOCKAGE PIN SENSOR - 4 FT	
	168-257A	NTA3510-4010 BLKG MONITOR PKG	
	168-256A	NTA3510-5575 BLKG MONITOR PKG	
	168-260A	NTA3010 48R BLKG MONITOR PKG	
	168-261A	NTA3010 36R BLKG MONITOR PKG	

**Legend:** ● = 1st revision; ● = 2nd revision; ● = 3rd revision; ● = use up existing stock; ⊗ = not interchangeable; ⊗ ⊕ ● = for example: revision 2 is not interchangeable w/revision 1

Agtron Sensor (Option)



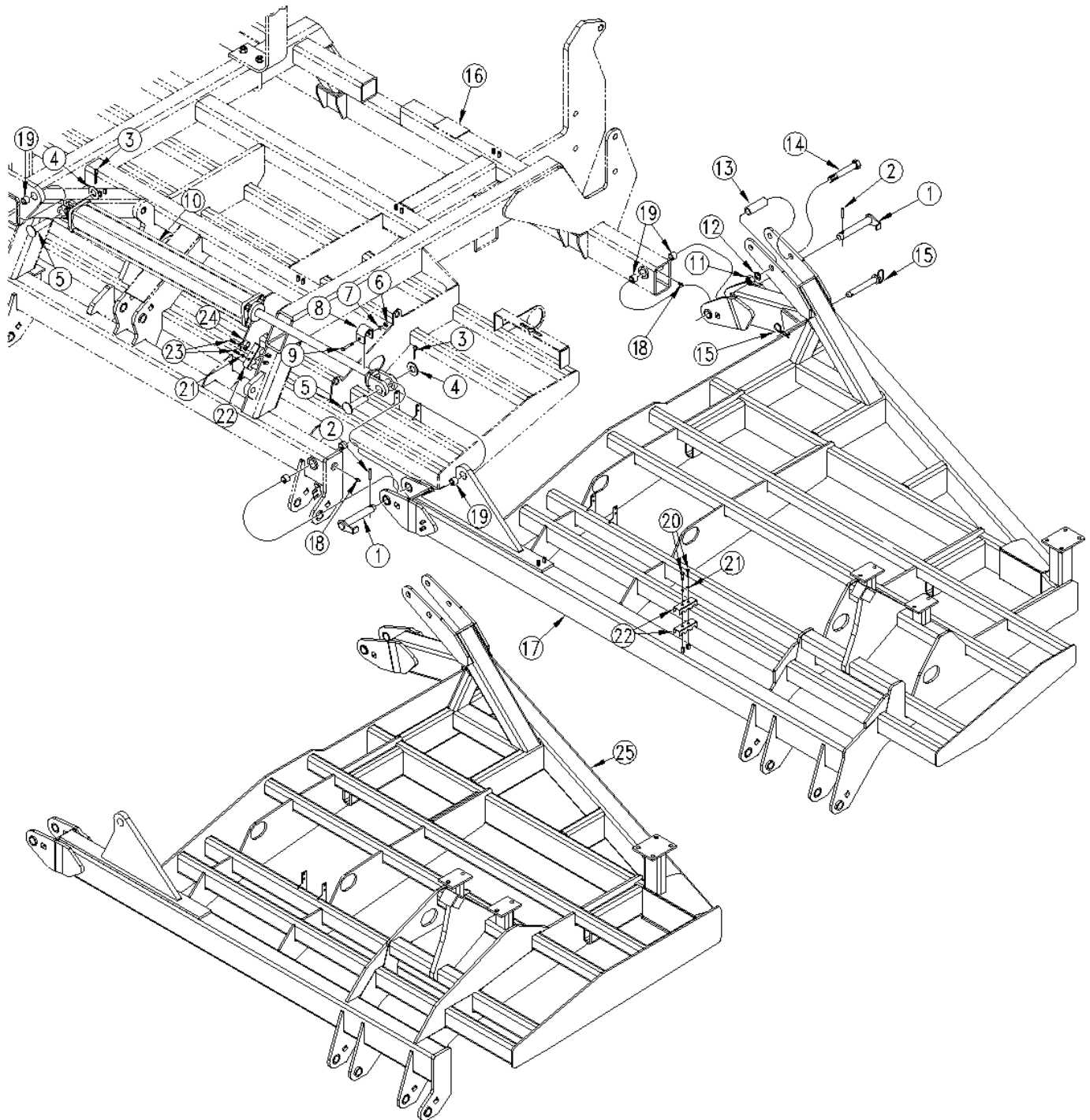
23262

**Agtron Sensor (Option)**

Ref.	Part No.	Part Description	Comments
1.	823-201C	AGTRON AR99 SEED FLOW SENSOR	
	168-352A	NTA3010-4875 AGTRON BLOCK PKG	
	168-353A	NTA3010-3610 AGTRON BLOCK PKG	
	168-354A	NTA3510-5575 AGTRON BLOCK PKG	
	168-355A	NTA3510-4010 AGTRON BLOCK PKG	

**Legend:** ① = 1st revision; ② = 2nd revision; ③ = 3rd revision; ● = use up existing stock; ⊗ = not interchangeable; ⊗ ① ② = for example: revision 2 is not interchangeable w/revision 1

Left Wing to Center



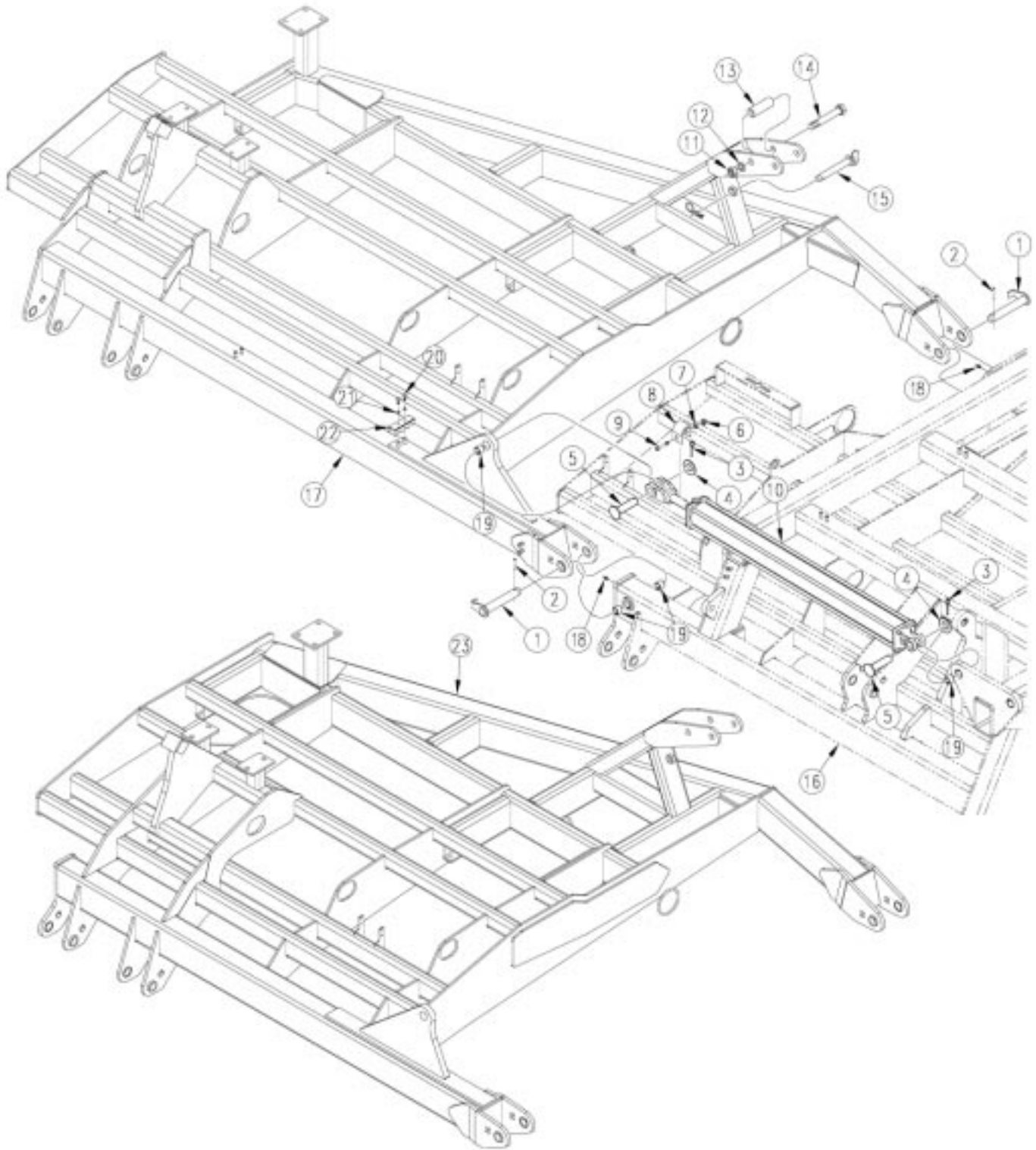
16285

**Left Wing to Center**

Ref.	Part No.	Part Description	Comments
1.	160-201H	WING PIVOT PIN WELDMENT	
2.	805-249C	PIN ROLL 3/8 X 2 PLT	
3.	805-060C	PIN COTTER 7/32 X 2	
4.	804-039C	WASHER FLAT 1 1/4 SAE PLT	
5.	805-196C	PIN CLEVIS 1 1/4 X 3 3/8 GR5	
6.	803-020C	NUT HEX 1/2-13 PLT	
7.	804-015C	WASHER LOCK SPRING 1/2 PLT	
8.	113-612D	NTA MARKER FOLD CYL STOP	
9.	802-042C	HHCS 1/2-13X3 3/4 GR5	
10.	810-332C	CYL 4.5X41.75X2 ROD	
11.	803-031C	NUT HEX 1-8 PLT	
12.	804-027C	WASHER LOCK SPRING 1 PLT	
13.	113-609D	NTA MARKER WING FOLD STOP	
14.	802-075C	HHCS 1-8X7 GR5	
15.	805-033C	PIN HITCH 1 X 6 W/HAIRPIN	
16.	160-200H	NTA35 CENTERFRAME WELDMENT	
17.	160-204H	NTA35 LH WING WELDMENT	
18.	800-001C	GREASE ZERK STRAIGHT 1/4-28	
19.	890-011C	BUSHING SPINDLE 1 1/2X1 1/4X1	
20.	802-172C	HHCS 5/16-18X2 1/2 GR5	
21.	804-009C	WASHER LOCK SPRING 5/16 PLT	
22.	196-112D	HOSE CLAMP BRACKET	
23.	802-010C	HHCS 5/16-18X1 1/4 GR5	
24.	800-064C	HOSE CLIP 13/16 ID	
25.	160-234H	NTA30 LH WING WELDMENT	

**Legend:** ● = 1st revision; ● = 2nd revision; ● = 3rd revision; ● = use up existing stock; ⊗ = not interchangeable; ⊗ ① ● = for example: revision 2 is not interchangeable w/revision 1

*Right Wing to Center*



16290

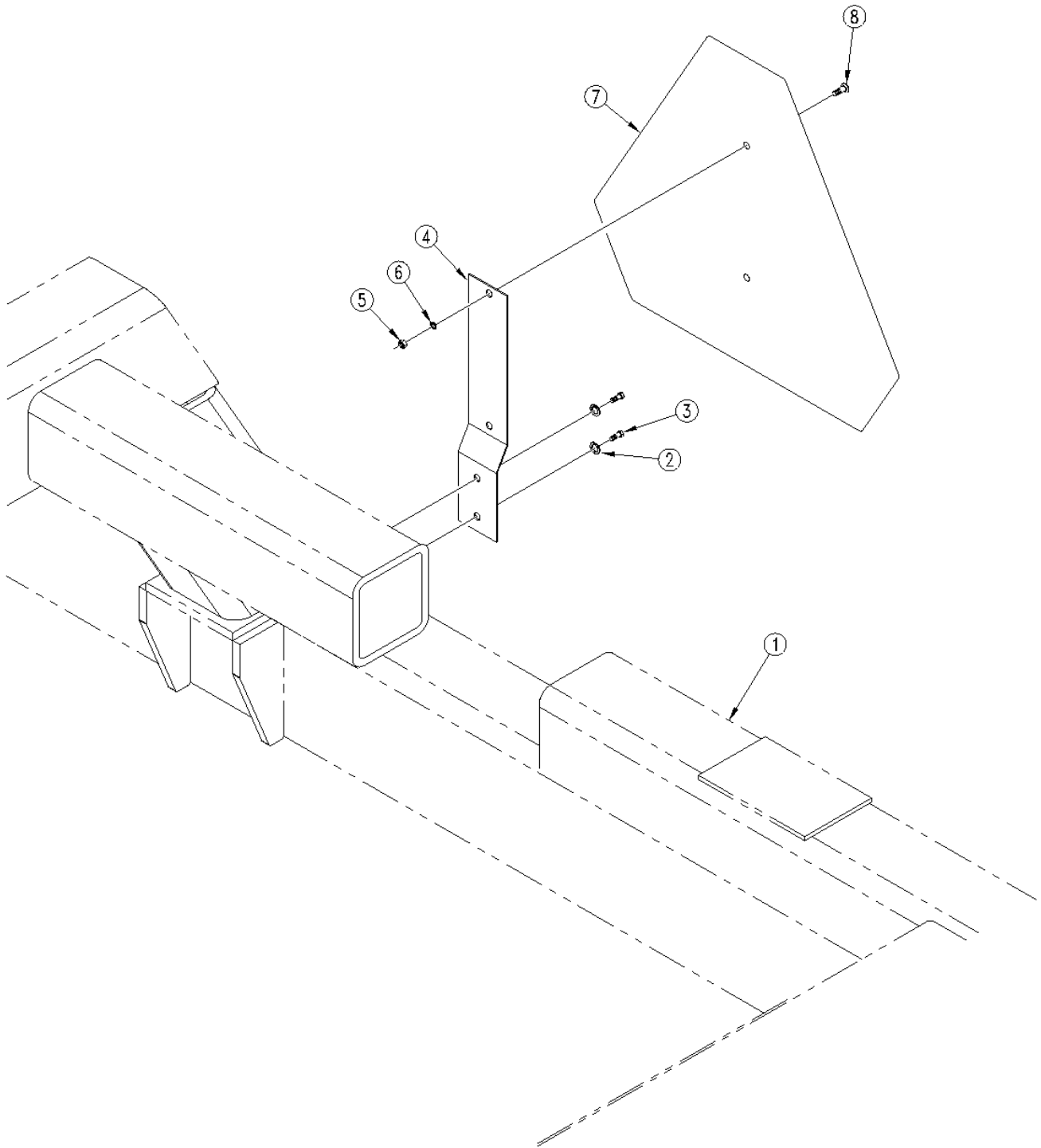


*Right Wing to Center*

Ref.	Part No.	Part Description	Comments
1.	160-201H	WING PIVOT PIN WELDMENT	
2.	805-249C	PIN ROLL 3/8 X 2 PLT	
3.	805-060C	PIN COTTER 7/32 X 2	
4.	804-039C	WASHER FLAT 1 1/4 SAE PLT	
5.	805-196C	PIN CLEVIS 1 1/4 X 3 3/8 GR5	
6.	803-020C	NUT HEX 1/2-13 PLT	
7.	804-015C	WASHER LOCK SPRING 1/2 PLT	
8.	113-612D	NTA MARKER FOLD CYL STOP	
9.	802-042C	HHCS 1/2-13X3 3/4 GR5	
10.	810-332C	CYL 4.5X41.75X2 ROD	
11.	803-031C	NUT HEX 1-8 PLT	
12.	804-027C	WASHER LOCK SPRING 1 PLT	
13.	113-609D	NTA MARKER WING FOLD STOP	
14.	802-075C	HHCS 1-8X7 GR5	
15.	805-033C	PIN HITCH 1 X 6 W/HAIRPIN	
16.	160-200H	NTA35 CENTERFRAME WELDMENT	
17.	160-205H	NTA35 RH WING WELDMENT	
18.	800-001C	GREASE ZERK STRAIGHT 1/4-28	
19.	890-011C	BUSHING SPINDLE 1 1/2X1 1/4X1	
20.	802-010C	HHCS 5/16-18X1 1/4 GR5	
21.	804-009C	WASHER LOCK SPRING 5/16 PLT	
22.	196-112D	HOSE CLAMP BRACKET	
23.	160-235H	NTA30 RH WING WELDMENT	

**Legend:** ● = 1st revision; ● = 2nd revision; ● = 3rd revision; ● = use up existing stock; ⊗ = not interchangeable; ⊗ ① ● = for example: revision 2 is not interchangeable w/revision 1

*Slow Moving Vehicle Emblem*



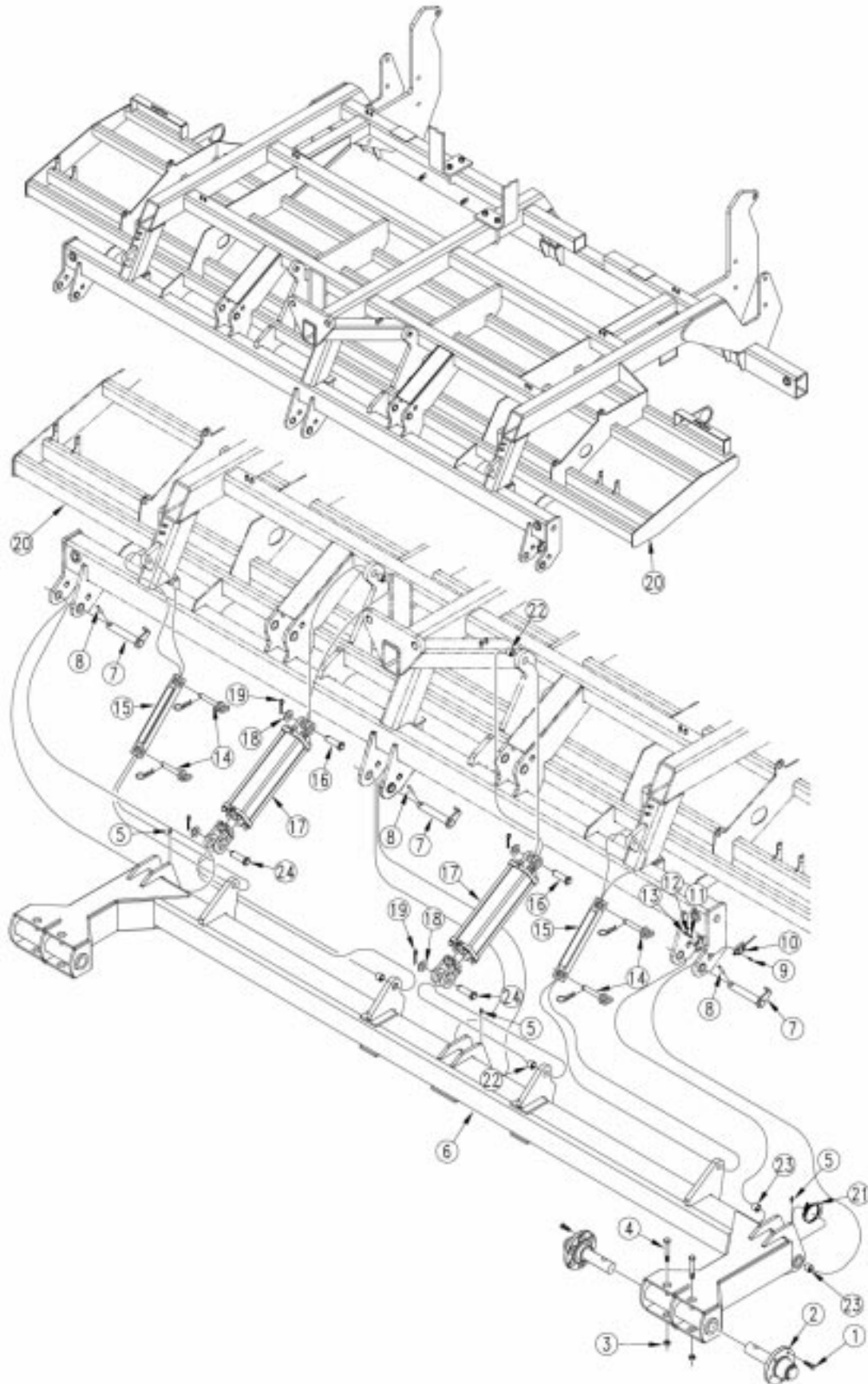
16294

**Slow Moving Vehicle Emblem**

Ref.	Part No.	Part Description	Comments
1.	160-200H	NTA35 CENTERFRAME WELDMENT	
2.	804-009C	WASHER LOCK SPRING 5/16 PLT	
3.	802-007C	HHCS 5/16-18X3/4 GR5	
4.	890-153C	SMV MOUNTING BLADE	
5.	803-006C	NUT HEX 1/4-20 PLT	
6.	804-006C	WASHER LOCK SPRING 1/4 PLT	
7.	818-055C	DECAL SLOW MOVING-GALV. BACKED	
8.	801-018C	SCREW RD HD 1/4-20 X 5/8	

**Legend:** ① = 1st revision; ② = 2nd revision; ③ = 3rd revision; ● = use up existing stock; ⊗ = not interchangeable; ⊗ ① ② = for example: revision 2 is not interchangeable w/revision 1

*Center Frame to Rockshaft*



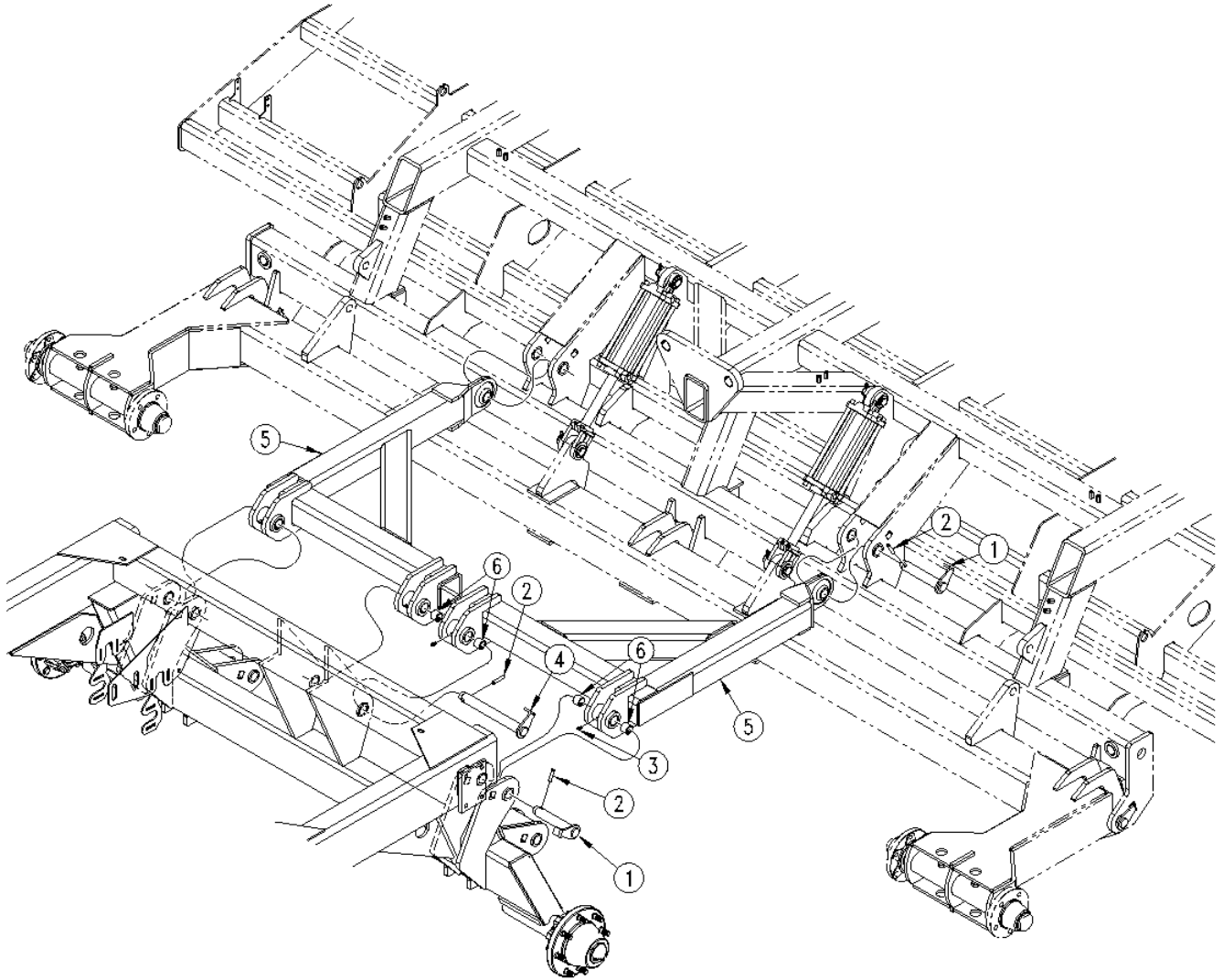
16296

**Center Frame to Rockshaft**

Ref.	Part No.	Part Description	Comments
1.	802-104C	BOLT WHEEL 1/2-20X1 90-DEG	
2.	815-090C	HUB & SPINDLE 6 BOLT 4570 LB	
3.	803-148C	NUT HEX NYLOCK 5/8-11 PLT	
4.	802-153C	HHCS 5/8-11X3 3/4 GR5	
5.	800-001C	GREASE ZERK STRAIGHT 1/4-28	
6.	161-074H	NTA 35' ROCKSHAFT WELDMENT	
7.	160-201H	WING PIVOT PIN WELDMENT	
8.	805-249C	PIN ROLL 3/8 X 2 PLT	
9.	801-055C	SCREW RD HD 10-24 X 1 PLT	
10.	823-157C	NTA CLUTCH/SOLENOID SWITCH	
11.	804-046C	WASHER FLAT #10 SAE PLT	
12.	804-004C	WASHER INTERNAL STAR #10 PLT	
13.	803-001C	NUT HEX 10-24 PLT	
14.	805-007C	PIN HITCH 1 X 3 3/8 USABLE LG	
15.	161-108H	NTA35 TRANSPORT LOCK	
16.	805-124C	PIN CLEVIS 1 X 3 11/16 GR5 PLT	
17.	810-287C	CYL REP 4.75 X 12 X 1.50 ROD	
18.	804-029C	WASHER FLAT 1 SAE	
19.	805-017C	PIN COTTER 3/16 X 1 3/4 PLT	
20.	160-200H	NTA35 CENTERFRAME WELDMENT	
21.	890-433C	ELE. CLUTCH SWITCH CAM CLAMP	
22.	890-005C	BUSHING CYL 1 1/4 X 1 X 1	
23.	890-011C	BUSHING SPINDLE 1 1/2X1 1/4X1	
24.	805-239C	PIN CLEVIS 1 X 3 5/16 HRD PLT	

**Legend:** ● = 1st revision; ● = 2nd revision; ● = 3rd revision; ● = use up existing stock; ⊗ = not interchangeable; ⊗ ① ● = for example: revision 2 is not interchangeable w/revision 1

*Cart Hook-Up*



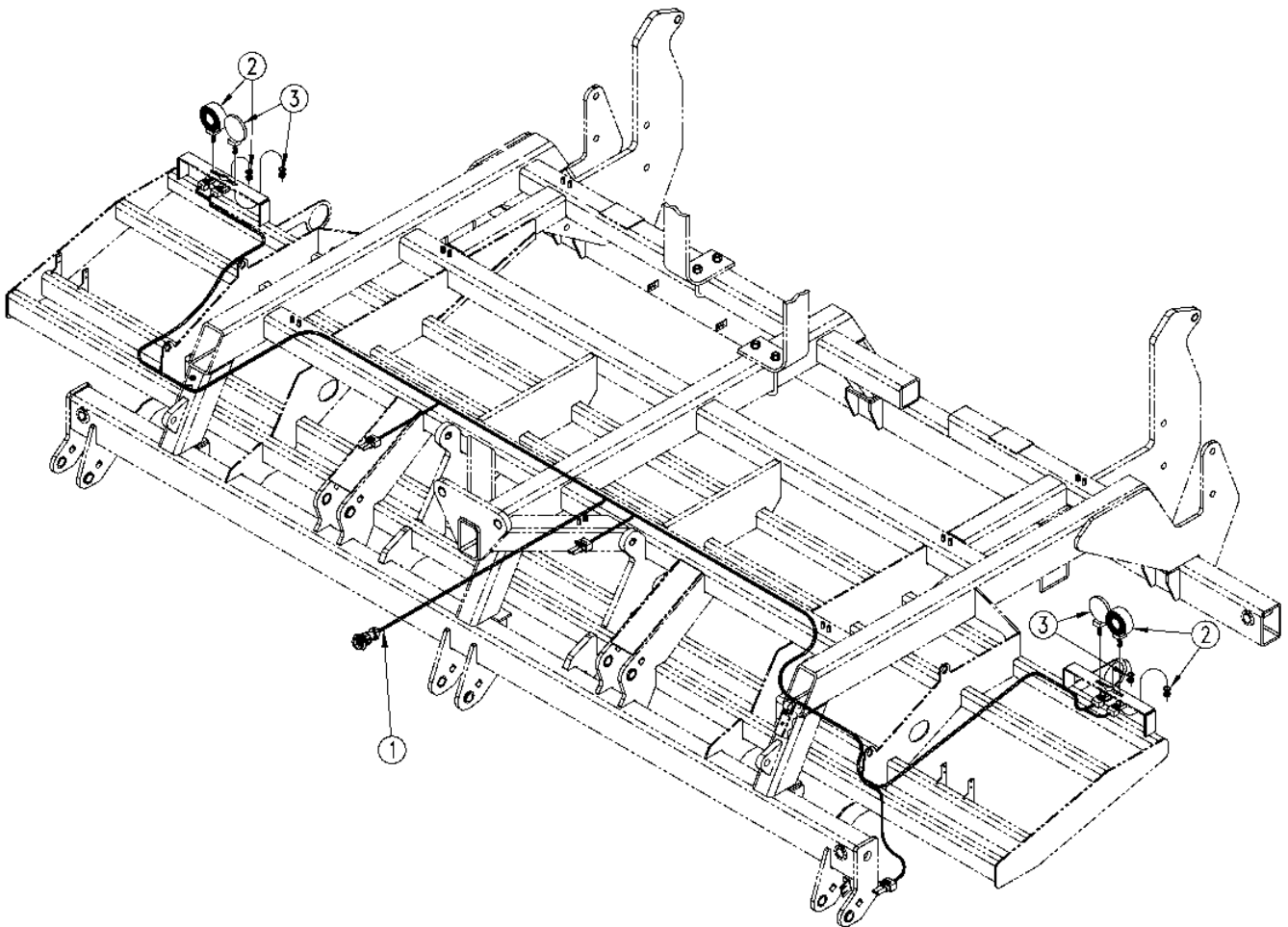
16311

**Cart Hook-Up**

Ref.	Part No.	Part Description	Comments
1.	160-202H	NTA CART LINK PIN WELDMENT	
2.	805-249C	PIN ROLL 3/8 X 2 PLT	
3.	800-073C	GREASE ZERK 1/4-28 X 90-DEG	
4.	160-203H	NTA CENT. CART LINK PIN WLDMNT	
5.	160-210H	NTA CARTLINK WELDMENT	
6.	890-011C	BUSHING SPINDLE 1 1/2X1 1/4X1	

**Legend:** ● = 1st revision; ● = 2nd revision; ● = 3rd revision; ● = use up existing stock; ⊗ = not interchangeable; ⊗ ① ● = for example: revision 2 is not interchangeable w/revision 1

*Harness & Light Kit*



16369

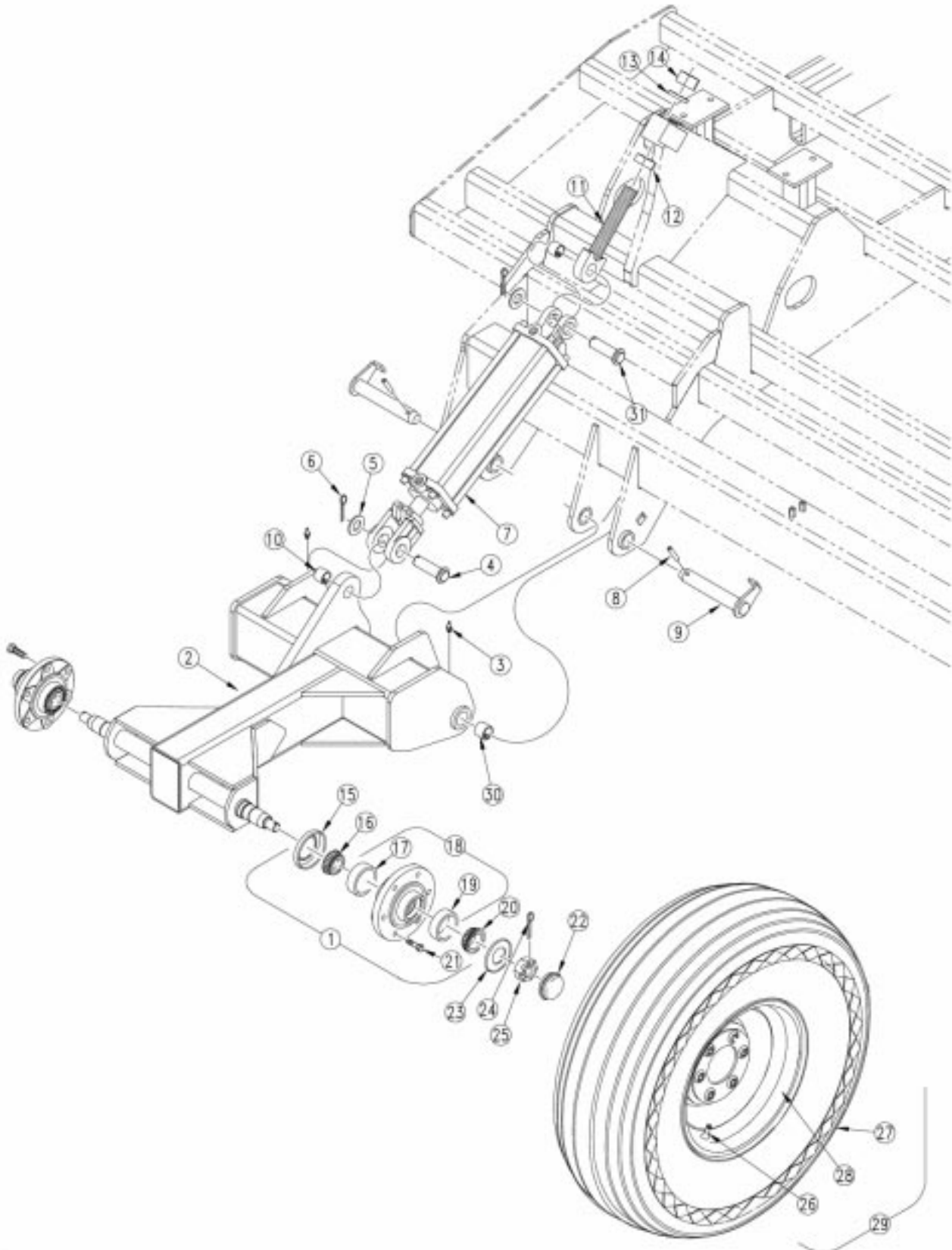


***Harness & Light Kit***

Ref.	Part No.	Part Description	Comments
1.	VA-490703	VANSCO NTA35 IMPLEMENT HARNESS	
2.	890-607C	PEDESTAL SAFETY LAMP AMBER	
3.	890-606C	PEDESTAL SAFETY LAMP RED	

**Legend:** ① = 1st revision; ② = 2nd revision; ③ = 3rd revision; ● = use up existing stock; ⊗ = not interchangeable; ⊗ ① ② = for example: revision 2 is not interchangeable w/revision 1

*Dual Gauge Wheel*



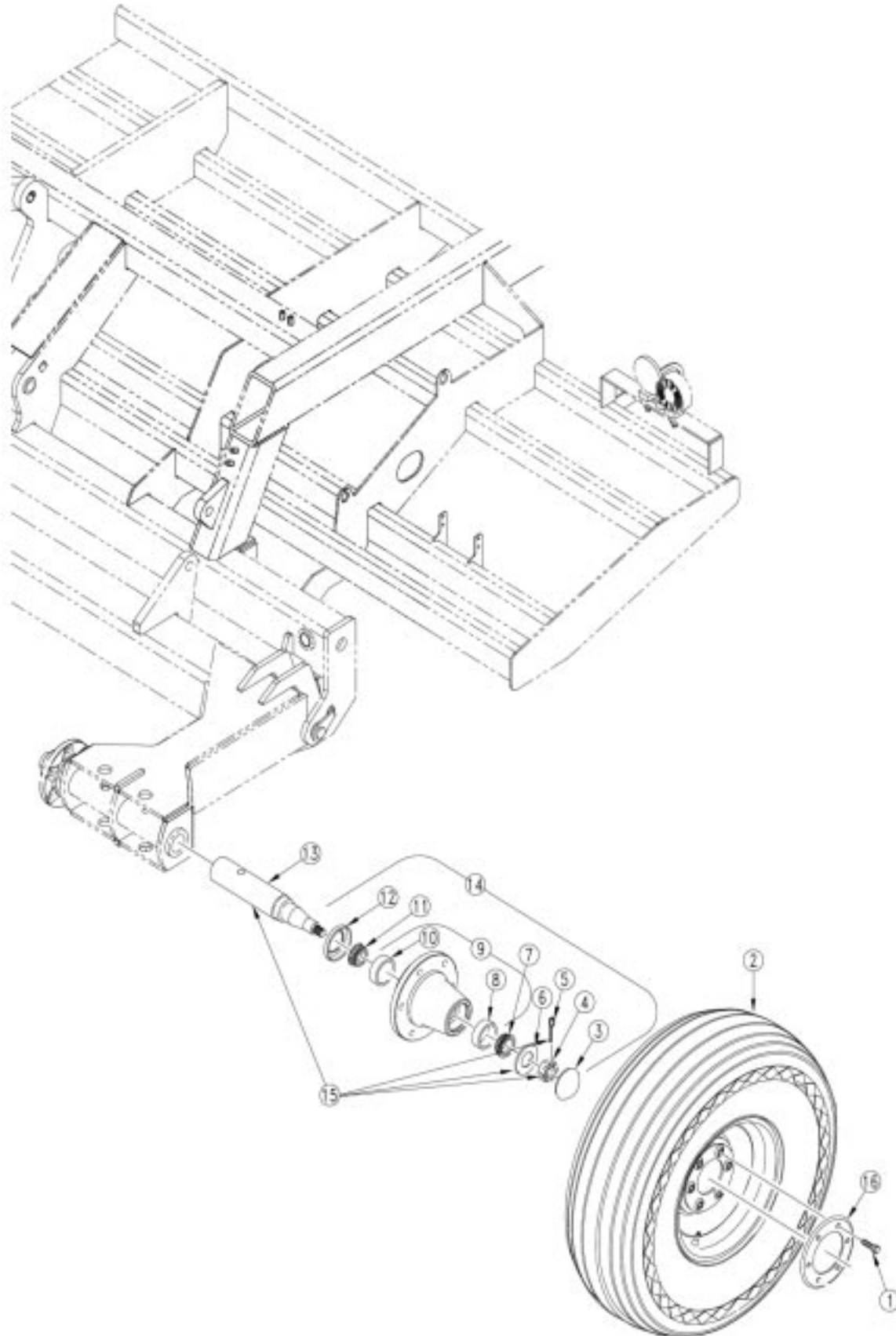
16331

**Dual Gauge Wheel**

Ref.	Part No.	Part Description	Comments
1.	815-077C	HUB 6 BOLT 4 5/8 PILOT 3600 LB	Includes items 15-20 & 22
2.	161-076H 161-077H	NTA WING GAUGE WHEEL WLDMNT RH NTA WING GAUGE WHEEL WLDMNT LH	
3.	800-001C	GREASE ZERK STRAIGHT 1/4-28	
4.	805-159C	PIN CLEVIS 1 X 3 1/8 GR5 PLT	
5.	804-029C	WASHER FLAT 1 SAE	
6.	805-017C	PIN COTTER 3/16 X 1 3/4 PLT	
7.	810-221C	CYL REP 4.25X12X1.5 ROD (TIE)	
8.	805-249C	PIN ROLL 3/8 X 2 PLT	
9.	160-201H	WING PIVOT PIN WELDMENT	
10.	890-005C	BUSHING CYL 1 1/4 X 1 X 1	
11.	161-107H	NTA35 WING EYEBOLT WELDMENT	
12.	803-032C	NUT HEX JAM 1 1/4-7 PLT	
13.	804-030C	WASHER LOCK 1 1/4 SPRING PLT	
14.	803-034C	NUT HEX 1 1/4-7 PLT	
15.	816-011C	SEAL 2.56X1.625X.438 CR16289	
16.	822-018C	BEARING CONE LM-29749	
17.	822-019C	BEARING CUP LM-29710	
18.	815-082C	HUB 6 BOLT 4 5/8 PILOT W/ CUPS	
19.	822-020C	BEARING CUP LM-67010	
20.	822-021C	BEARING CONE LM-67048	
21.	802-104C	BOLT WHEEL 1/2-20X1 90-DEG	
22.	200-001D	HUB GREASE CAP	
23.	804-055C	WASHER SPINDLE - 7/8	
24.	805-246C	PIN COTTER 5/32 X 1 3/4 LG	
25.	803-029C	NUT HEX SLOTTED 7/8-14 PLT	
26.	816-035C	VALVE STEM TR415X.625X1 1/4 LG	
27.	814-031C	TIRE 11L-15SL 12 PLY TUBELESS	
28.	814-023C	WHEEL 15 DIA X 10 WIDE X 6 BLT	
29.	155-012K	TRANSPORT WHEEL & TIRE ASSY	
30.	890-011C	BUSHING SPINDLE 1 1/2X1 1/4X1	
31.	805-239C	PIN CLEVIS 1 X 3 5/16 HRD PLT	

**Legend:** ● = 1st revision; ● = 2nd revision; ● = 3rd revision; ● = use up existing stock; ⊗ = not interchangeable; ⊗ ① ● = for example: revision 2 is not interchangeable w/revision 1

Gauge Wheel and Tire



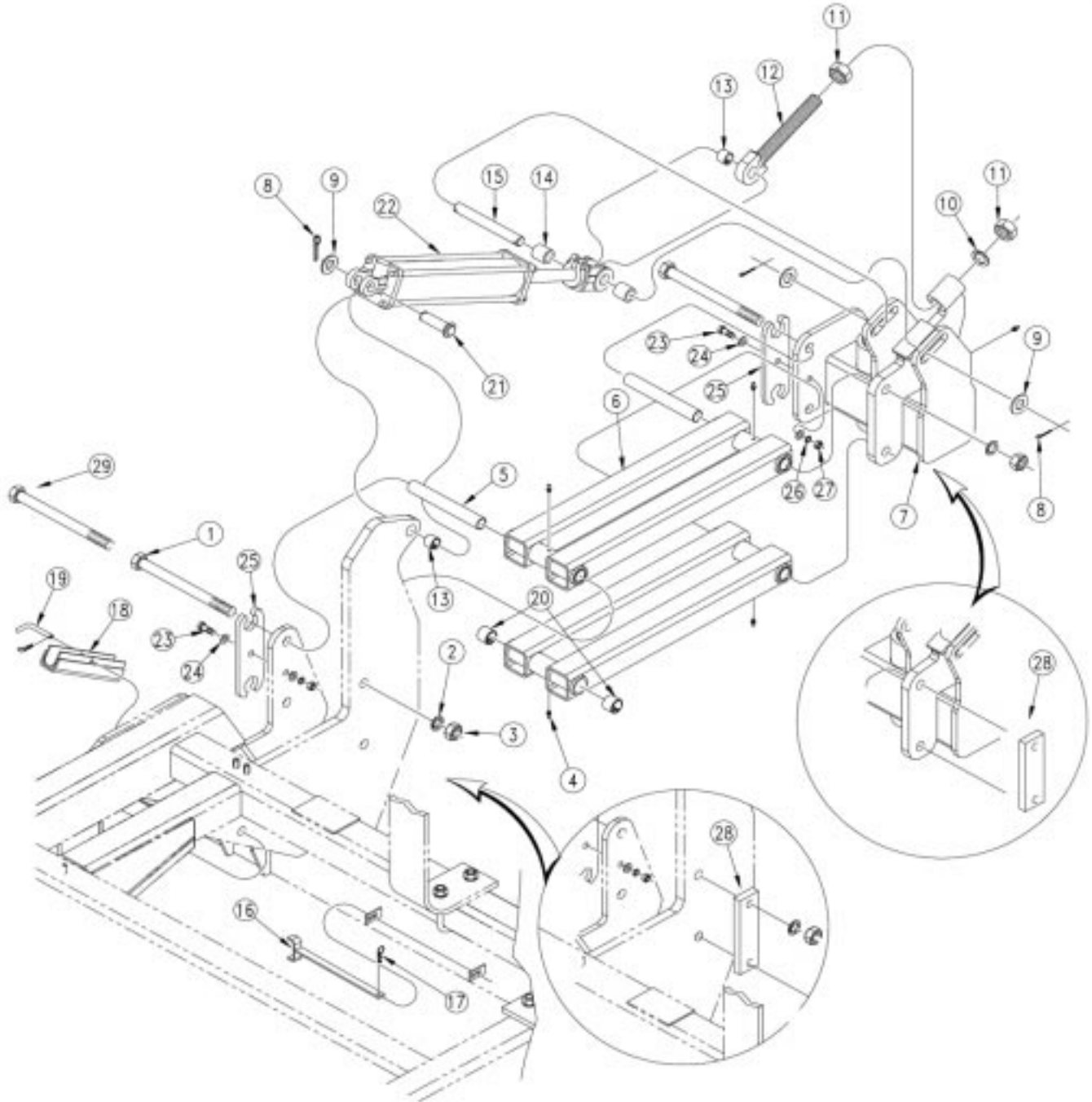
16357

**Gauge Wheel and Tire**

Ref.	Part No.	Part Description	Comments
1.	802-399C	HFS 1/2-20X1 1/2 GR5	
2.	155-012K	TRANSPORT WHEEL & TIRE ASSY	
3.	200-001D	HUB GREASE CAP	
4.	803-029C	NUT HEX SLOTTED 7/8-14 PLT	
5.	805-016C	PIN COTTER 3/16 X 1 1/4 PLT	
6.	181-064D	7/8 SPINDLE WASHER, HARDENED	
7.	822-021C	BEARING CONE LM-67048	
8.	822-020C	BEARING CUP LM-67010	
9.	815-094C	HUB 6 BOLT 4570# W/CUPS PAINTD	
10.	822-053C	BEARING CUP #LM 501310	
11.	822-048C	BEARING CONE #LM 501349	
12.	816-265C	SEAL 1.875 ID X 3.00 OD QDS	
13.	815-089C	SPINDLE SGL 1.98X11.00	
14.	815-097C	HUB 6 BOLT 4570# ASY LESS BLTS	Includes items 3-7,9,11,&12
15.	815-096C	SPINDLE ASSY SGL 1.98X11	
16.	152-215D	WHEEL REINFORCING RING	

**Legend:** ● = 1st revision; ● = 2nd revision; ● = 3rd revision; ● = use up existing stock; ⊗ = not interchangeable; ⊗ ① ● = for example: revision 2 is not interchangeable w/revision 1

*Parallel Arm Lift Assy*



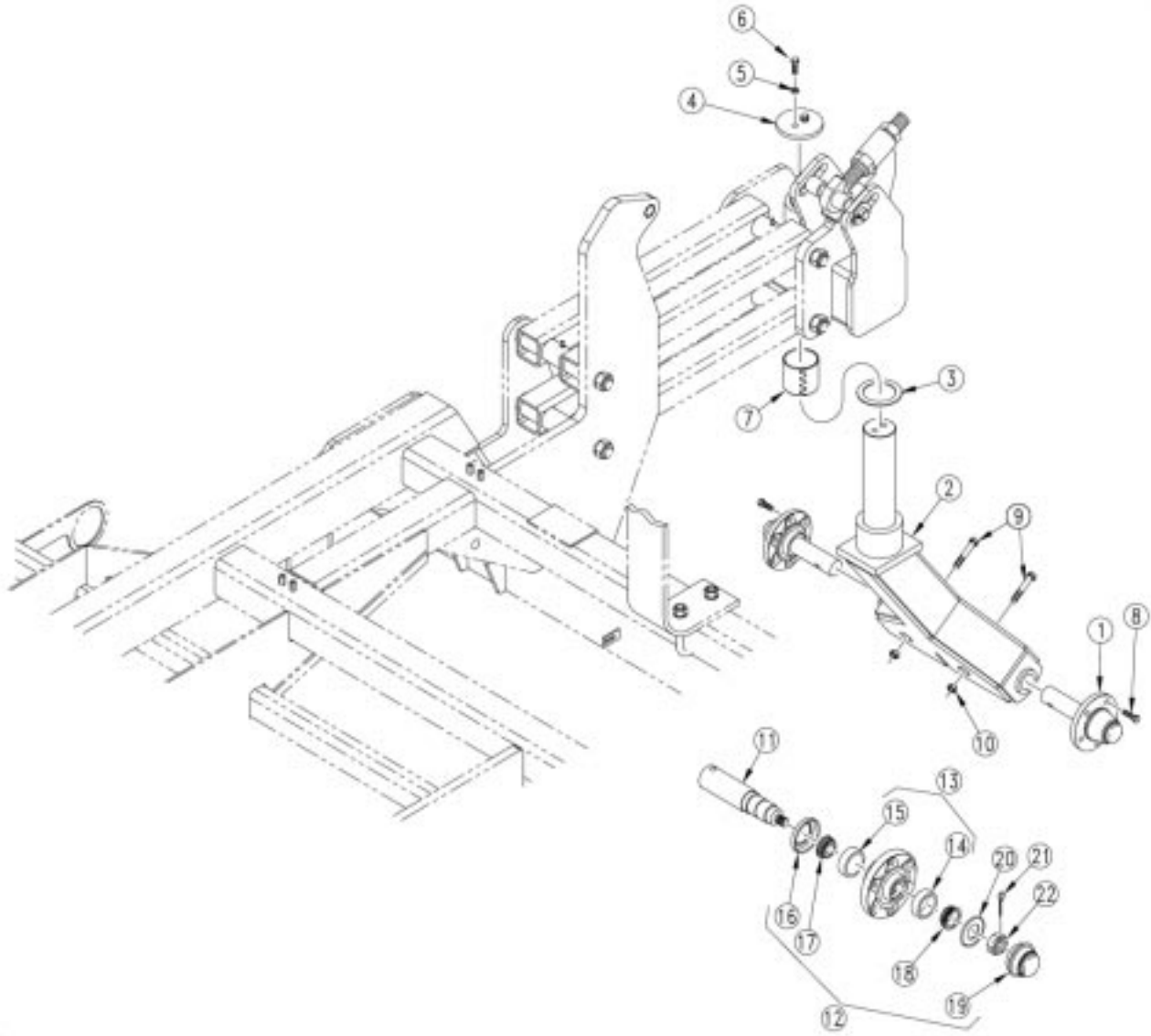
16353

**Parallel Arm Lift Assy**

Ref.	Part No.	Part Description	Comments
1.	802-638C	HHCS 1-8X12 GR5	
2.	804-027C	WASHER LOCK SPRING 1 PLT	
3.	803-031C	NUT HEX 1-8 PLT	
4.	800-001C	GREASE ZERK STRAIGHT 1/4-28	
5.	⊗ 161-246D	<b>NTA CASTER ARM SPACER TUBE</b>	
	① 161-210D	<b>RR LIFT CSTR LINKARM SPACER TB</b>	
6.	⊗ 161-128H	<b>CASTER PARALLEL ARM LARGE PVT</b>	
	① 161-103H	<b>RR LIFT CSTR LINKARM WELDMENT</b>	
7.	161-101H	REAR LIFT CASTER WELDMENT - RH	
	161-102H	REAR LIFT CASTER WELDMENT - LH	
8.	805-017C	PIN COTTER 3/16 X 1 3/4 PLT	
9.	804-029C	WASHER FLAT 1 SAE	
10.	804-030C	WASHER LOCK 1 1/4 SPRING PLT	
11.	803-034C	NUT HEX 1 1/4-7 PLT	
12.	196-142H	EYEBOLT WELDMENT	
13.	890-005C	BUSHING CYL 1 1/4 X 1 X 1	
14.	161-221D	SPACER 1.5X1.032X1.5	
15.	161-211D	REAR LIFT CASTER CYLINDER PIN	
16.	198-126H	SPRING ADJUSTMENT TOOL WELD	
17.	805-032C	PIN HAIR COTTER .148 WIRE	
18.	161-118H	CYLINDER LCK CHNL 1 1/2X11 1/2	
19.	805-152C	BENT PIN 3/8 X 2 1/2 USE W/COT	
20.	⊗ 890-666C	<b>BUSHING 1 7/8X1 5/8X1 1/2 SPLT</b>	
	① 890-122C	<b>BUSHING 1 1/2 X 1 1/4 X 1 1/2</b>	
21.	805-124C	PIN CLEVIS 1 X 3 11/16 GR5 PLT	
22.	810-333C	CYL REP 4.5X12X1.5 ROD 22.25L	
23.	802-128C	HHCS 1/2-13X2 GR5	
24.	804-016C	WASHER FLAT 1/2 SAE PLT	
25.	161-238D	NTA CASTER PIVOT BOLT HOLDER	
26.	804-015C	WASHER LOCK SPRING 1/2 PLT	
27.	803-020C	NUT HEX 1/2-13 PLT	
28.	161-247D	CASTER FIELD PLATE	Part for Field Update Kit
29.	802-666C	HHCS 1-8 x 13 5/8 GR8	Part for Field Update Kit

**Legend:** ① = 1st revision; ⊗ = 2nd revision; ⊕ = 3rd revision; ● = use up existing stock; ⊗ = not interchangeable; ⊗ ① ⊗ = for example: revision 2 is not interchangeable w/revision 1

*Parallel Arm Dual Gauge Wheel*



16351

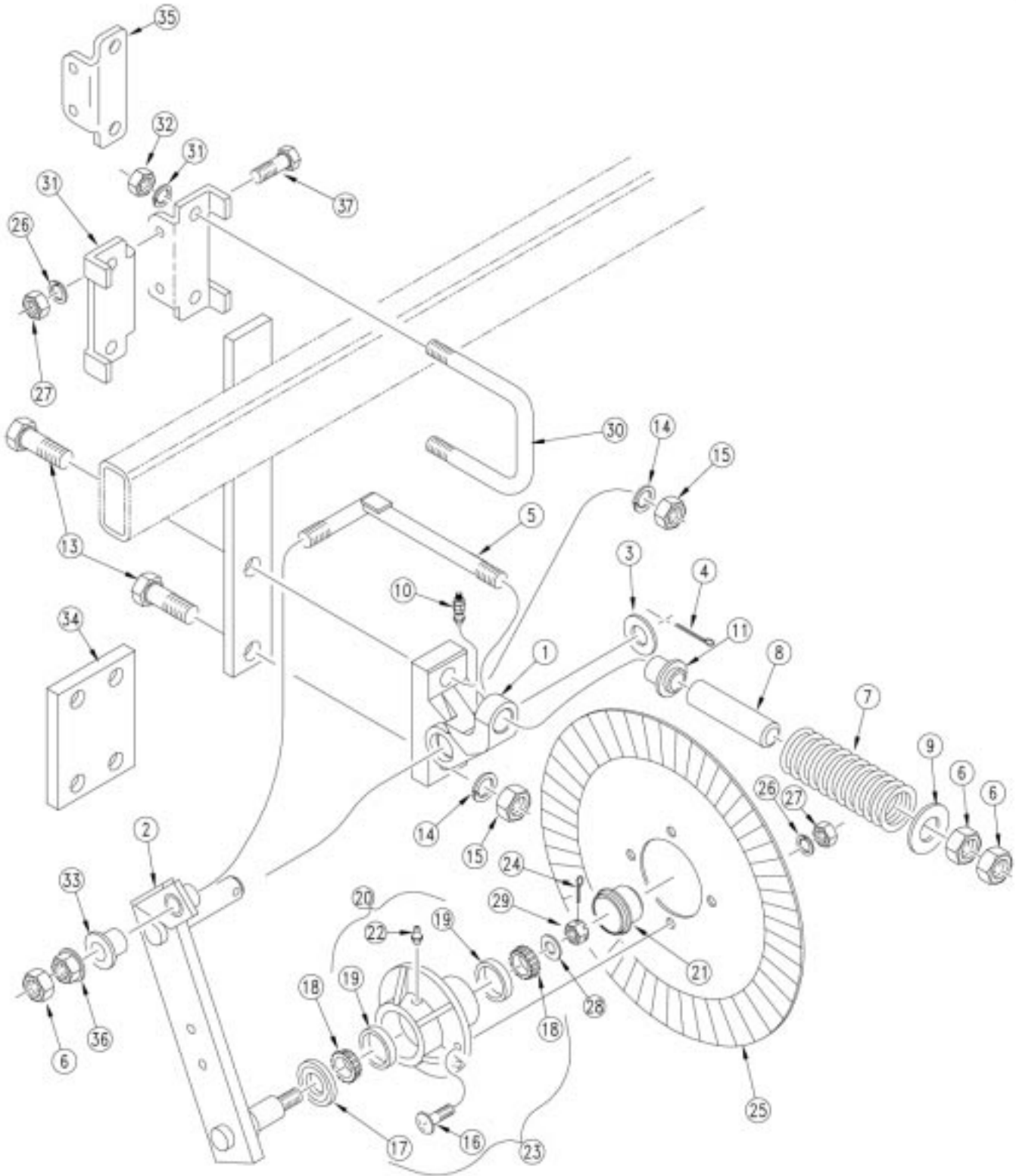


**Parallel Arm Dual Gauge Wheel**

Ref.	Part No.	Part Description	Comments
1.	815-090C	HUB & SPINDLE 6 BOLT 4570 LB	Includes 11-22.
2.	161-127H	DUAL CASTER SUPT WLDMT BOLT IN	
3.	804-102C	PIVOT THRUST WASHER	
4.	161-231D	NTA CASTER RETAINER CAP	
5.	804-015C	WASHER LOCK SPRING 1/2 PLT	
6.	802-034C	HHCS 1/2-13X1 1/4 GR5	
7.	890-193C	STEEL BUSHING 3 1/4X3IDX3LONG	
8.	802-104C	BOLT WHEEL 1/2-20X1 90-DEG	
9.	802-153C	HHCS 5/8-11X3 3/4 GR5	
10.	803-024C	NUT LOCK 5/8-11 PLT	
11.	815-089C	SPINDLE SGL 1.98X11.00	
12.	815-097C	HUB 6 BOLT 4570# ASY LESS BLTS	Includes 16-19.
13.	815-094C	HUB 6 BOLT 4570# W/CUPS PAINTD	Includes 14,15.
14.	822-020C	BEARING CUP LM-67010	
15.	822-053C	BEARING CUP #LM 501310	
16.	816-265C	SEAL 1.875 ID X 3.00 OD QDS	
17.	822-048C	BEARING CONE #LM 501349	
18.	822-021C	BEARING CONE LM-67048	
19.	200-001D	HUB GREASE CAP	
20.	181-064D	7/8 SPINDLE WASHER, HARDENED	
21.	805-016C	PIN COTTER 3/16 X 1 1/4 PLT	
22.	803-029C	NUT HEX SLOTTED 7/8-14 PLT	

**Legend:** ● = 1st revision; ● = 2nd revision; ● = 3rd revision; ● = use up existing stock; ⊗ = not interchangeable; ⊗ ⊕ ● = for example: revision 2 is not interchangeable w/revision 1

**Coulter (S/N Z1148-)**



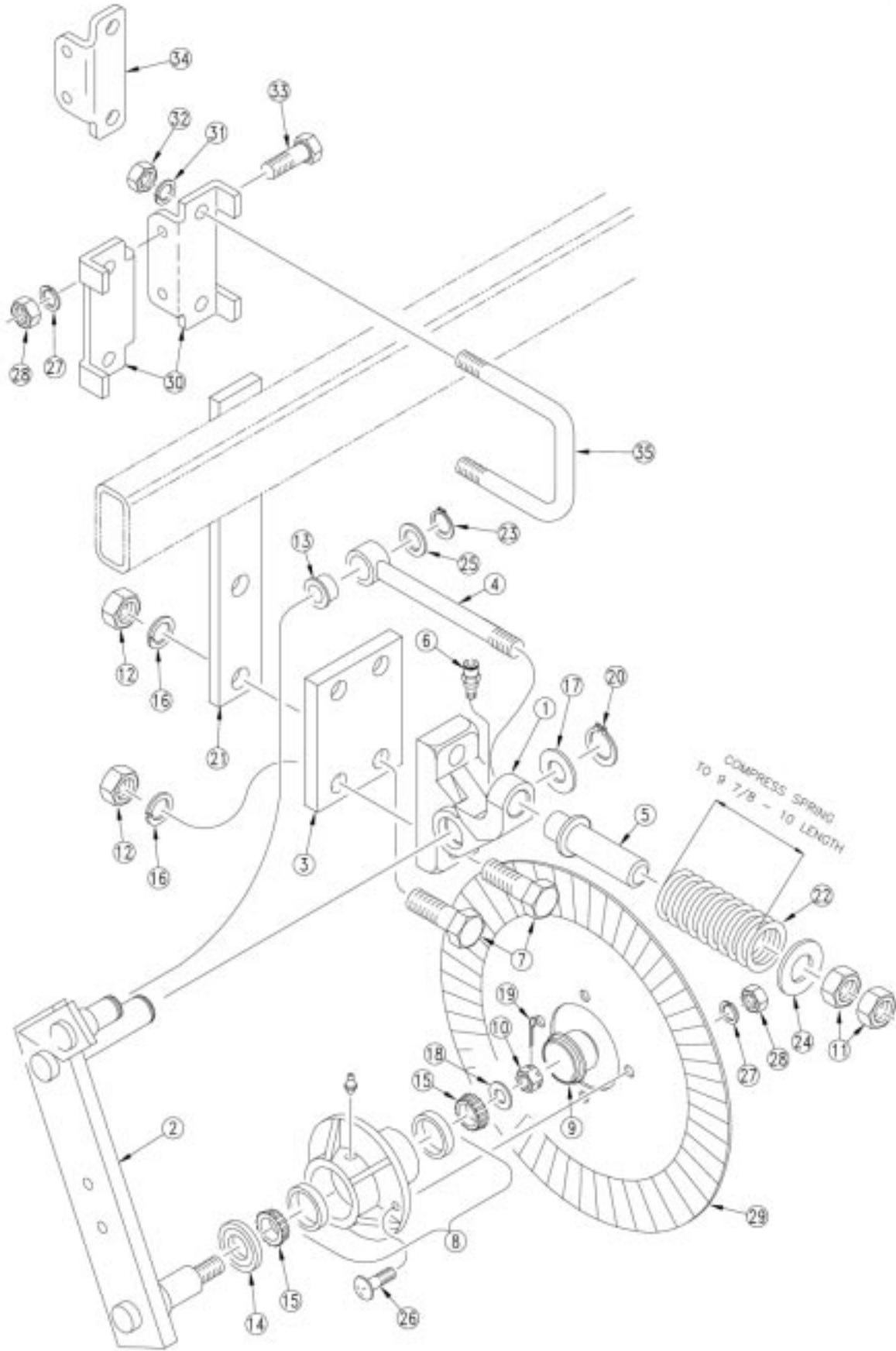
16358

**Coulter (S/N Z1148-)**

Ref.	Part No.	Part Description	Comments
1.	⊗ 149-962S ① 149-006D	<b>COULTR MOUNT, CASTNG ASSY MACHINED MTG CASTING (COULTER)</b>	
2.	⊗ 149-181E ● ① 149-928E	<b>FERT COULTER SWING ARM COULTER SWING ARM</b>	
	149-181E	FERT COULTER SWING ARM	USED IN OFFSET COULTER ASSY
3.	804-039C	WASHER FLAT 1 1/4 SAE PLT	
4.	805-021C	PIN COTTER 1/4 X 2 PLT	
5.	204-075H	COULTER SPRING ROD WLDMT	
6.	803-048C	NUT HEX JAM 3/4-10 PLT	
7.	149-559D	SPRING 2.25 O.D. X .5 COIL	
8.	204-107D	SPRING ROD SLEEVE 1 1/8 OD	
9.	149-558D	COULTER SPRING WASHER	
10.	800-211C	GREASE ADAPT 1/4-28M X 1/4 TB	
11.	817-029C	BUSHING COULTER CASTING	
12.	204-272D	COULT. SPRING BAR	
13.	802-103C	HHCS 7/8-9X2 3/4 GR5	
14.	804-037C	WASHER LOCK SPRING 7/8 PLT	
15.	803-049C	NUT HEX 7/8-9 PLT	
16.	802-214C	RHSNB 1/2-13X1 1/4 GR5	
17.	816-009C	OIL SEAL DOUBLE LIP	
18.	822-021C	BEARING CONE LM-67048	
19.	822-020C	BEARING CUP LM-67010	
20.	⊗ 200-039V ① 200-002D	<b>COULTER HUB &amp; CUP ASSY COULTER HUB MACHINE</b>	<b>Includes hub and items 19 and 22.</b>
21.	200-001D	HUB GREASE CAP	
22.	800-001C	GREASE ZERK STRAIGHT 1/4-28	
23.	200-002S	COULTER HUB PACKAGE	
24.	805-017C	PIN COTTER 3/16 X 1 3/4 PLT	
25.	820-018C 820-116C 820-082C 820-156C	<b>COULTER BLADE FLUTED 17 COULTER BLADE 5/8 WAVY 17 COULTER BLADE 3/4 WAVY 5/8 WAVY TURBO BLADE</b>	
26.	804-015C	WASHER LOCK SPRING 1/2 PLT	
27.	803-020C	NUT HEX 1/2-13 PLT	
28.	804-055C	WASHER SPINDLE - 7/8	
29.	803-029C	NUT HEX SLOTTED 7/8-14 PLT	
30.	806-106C	U-BOLT 5/8-11 X 4 1/32 X 4	
31.	149-059D	COULTER CLAMP BAR	
32.	803-021C	NUT HEX 5/8-11 PLT	
33.	817-051C	SWING ARM BUSHING	
34.	149-086D	OFFSET COULTER MOUNT PLATE	USED IN OFFSET COULTER ASSY
35.	197-010D	OFFSET COULTER BRKT F/LH BOX	USED IN OFFSET COULTER ASSY
36.	803-181C	NUT HEX FLANGE LOCK 3/4-10 PLT	
37.	802-082C	HHCS 1/2-13X1 3/4 GR5	

**Legend:** ① = 1st revision; ⊗ = 2nd revision; ⊕ = 3rd revision; ● = use up existing stock; ⊗ ⊕ = not interchangeable; ⊗ ⊕ ⊗ = for example: revision 2 is not interchangeable w/revision 1

Coulter (S/N Z1149+)



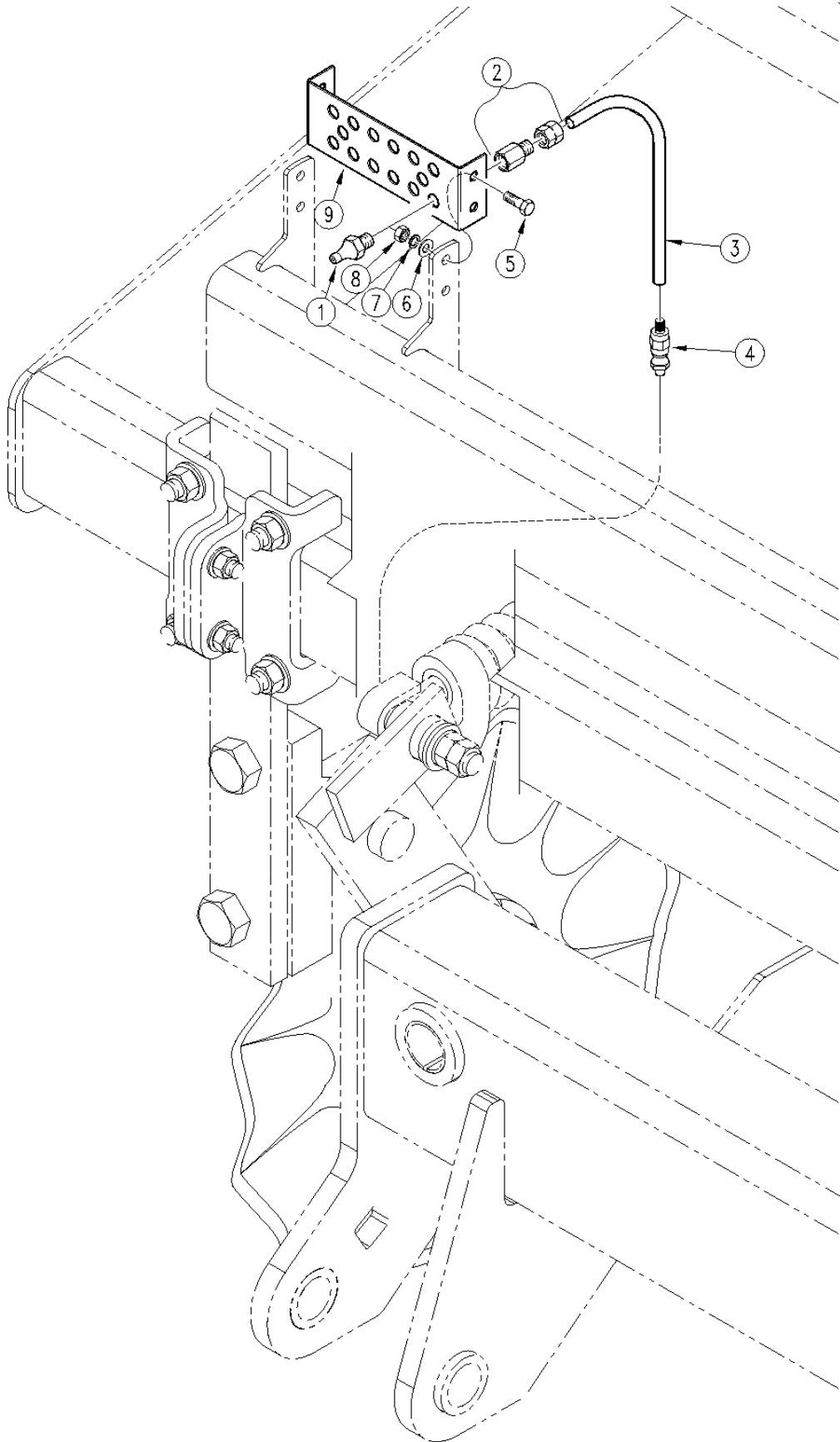
21715

**Coulter (S/N Z1149+)**

Ref.	Part No.	Part Description	Comments
1.	249-050S	CLTR CASTING ASSY	
2.	249-051H	CLTR SWING ARM WLMT	
3.	149-086D	OFFSET COULTER MOUNT PLATE	
4.	802-718C	EYE BOLT 3/4-10X14 3/4 LG SP	
5.	805-331C	COULTER SPRING GUIDE TUBE	
6.	800-211C	GREASE ADAPT 1/4-28M X 1/4 TB	
7.	802-103C	HHCS 7/8-9X2 3/4 GR5	
8.	200-039V	COULTER HUB & CUP ASSY	
9.	200-001D	HUB GREASE CAP	
10.	803-029C	NUT HEX SLOTTED 7/8-14 PLT	
11.	803-048C	NUT HEX JAM 3/4-10 PLT	
12.	803-049C	NUT HEX 7/8-9 PLT	
13.	817-513C	BUSHING 1X3/4X1 1/8 FLG HD	
14.	816-009C	OIL SEAL DOUBLE LIP	
15.	822-021C	BEARING CONE LM-67048	
16.	804-037C	WASHER LOCK SPRING 7/8 PLT	
17.	804-165C	WASHER MACH 1 7/8X1 1/4X 14GA	
18.	804-055C	WASHER SPINDLE - 7/8	
19.	805-017C	PIN COTTER 3/16 X 1 3/4 PLT	
20.	800-177C	SNAP RING EXT 1 1/4 HEAVY	
21.	204-272D	COULT. SPRING BAR	
22.	149-559D	SPRING 2.25 O.D. X .5 COIL	
23.	800-164C	SNAP RING 3/4 EXTERNAL HEAVY	
24.	149-558D	COULTER SPRING WASHER	
25.	804-156C	WASHER MACH 1 1/4X3/4X14GA	
26.	802-214C	RHSNB 1/2-13X1 1/4 GR5	
27.	804-015C	WASHER LOCK SPRING 1/2 PLT	
28.	803-020C	NUT HEX 1/2-13 PLT	
29.	820-018C	COULTER BLADE FLUTED	
	820-116C	17 COULTER BLADE 5/8 WAVY	
	820-082C	17 COULTER BLADE 3/4 WAVY	
	820-156C	5/8 WAVY TURBO BLADE	
30.	149-059D	COULTER CLAMP BAR	
31.	804-022C	WASHER LOCK SPRING 5/8 PLT	
32.	803-021C	NUT HEX 5/8-11 PLT	
33.	802-028C	HHCS 3/8-16X6 1/2 GR5	
34.	197-010D	OFFSET COULTER BRKT F/LH BOX	
35.	806-106C	U-BOLT 5/8-11 X 4 1/32 X 4	

**Legend:** ● = 1st revision; ● = 2nd revision; ● = 3rd revision; ● = use up existing stock; ⊗ = not interchangeable; ⊗ ① ● = for example: revision 2 is not interchangeable w/revision 1

*Grease Bank*



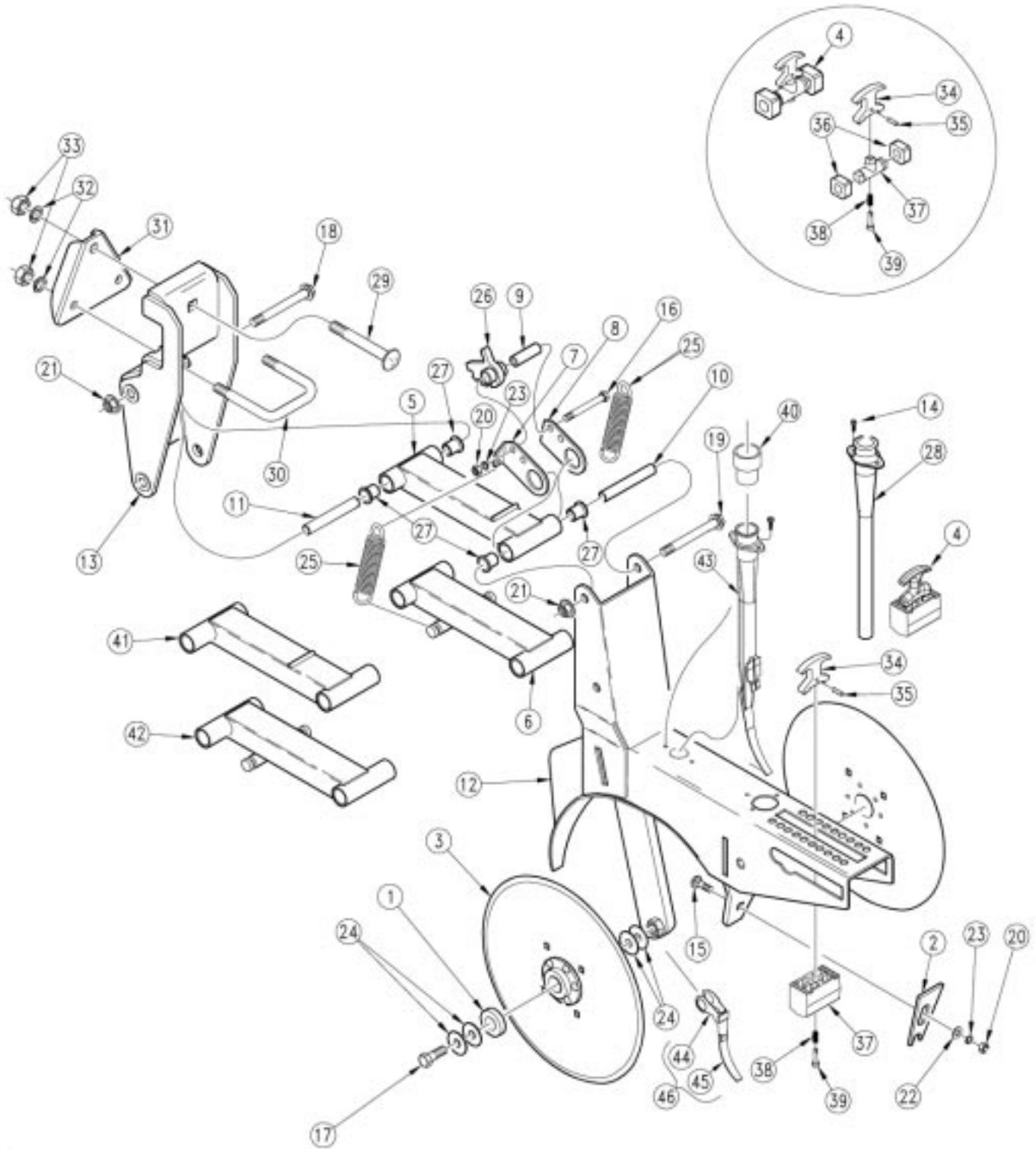
16360

**Grease Bank**

Ref.	Part No.	Part Description	Comments
1.	800-130C	GREASE ZERK STRAIGHT 1/8-27NPT	
2.	800-158C	FTG TUBE, CONNECTOR 1/8 FNPT	
3.	990-109R	TUBE NYLON 1/4OD X 062WL	
4.	800-211C	GREASE ADAPT 1/4-28M X 1/4 TB	
5.	802-004C	HHCS 1/4-20X3/4 GR5	
6.	804-007C	WASHER FLAT 1/4 SAE PLT	
7.	804-006C	WASHER LOCK SPRING 1/4 PLT	
8.	803-006C	NUT HEX 1/4-20 PLT	
9.	197-194D	GREASE BANK MOUNT	

**Legend:** ① = 1st revision; ② = 2nd revision; ③ = 3rd revision; ● = use up existing stock; ⊗ = not interchangeable; ⊗ ① ② = for example: revision 2 is not interchangeable w/revision 1

*Parallel Arm Opener*



16361

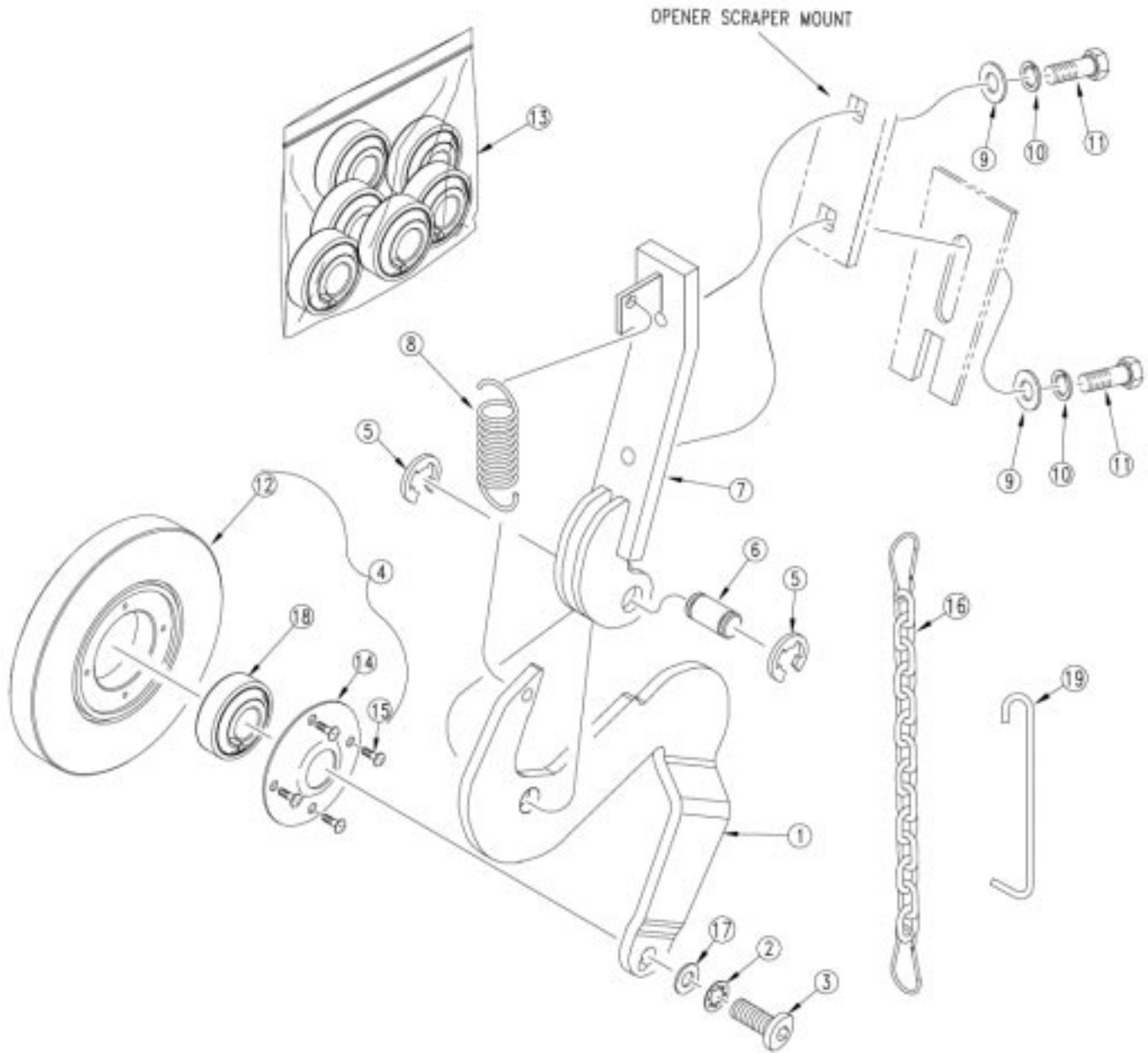


**Parallel Arm Opener**

Ref.	Part No.	Part Description	Comments
1.	107-111D	DD BRG FLANGE DUST COVER	
2.	107-113D	D.D. SLOTTED SCRAPER	
3.	107-133S	D.D. W/ 205 BRG ASSY-PLT FLNG	
4.	122-202S	PW ADJUSTMENT TRUNNION ASSY	Includes items 34, 35, 37, 38 and 39. S/N Z1118- also includes item 5.
5.	198-089H	TOP PARALLEL ARM WELDMENT	
6.	198-090H	BOTTOM PARALLEL ARM WELDMENT	
7.	198-127D	SPRING ADJUST PLATE LH	
8.	198-128D	SPRING ADJUST PLATE RH	
9.	198-134D	SPRING ADJUST PIVOT TUBE	
10.	198-139D	REAR PARALLEL ARM PIVOT TUBE	
11.	198-140D	FRONT PARALLEL ARM PIVOT TUBE	
12.	198-409H	PARALLEL LINKAGE OPENER WELD	
13.	198-436H	PARALLEL ARM OPENER MOUNT	
14.	801-002C	SCREW HEX SLT10-16X3/8P.THD CT	
15.	802-015C	RHSNB 3/8-16X1 GR5	
16.	802-147C	HHCS 3/8-16X3 1/2 GR5	
17.	802-228C	HHCS 5/8-11X1 1/2 GR5 NYL	
18.	802-420C	HFS 1/2-13X5 1/2	
19.	802-648C	HFS 1/2-13 X 5 1/4	
20.	803-014C	NUT HEX 3/8-16 PLT	
21.	803-169C	NUT HEX FLG. LOCK 1/2-13 PLT.	
22.	804-012C	WASHER FLAT 3/8 SAE PLT	
23.	804-013C	WASHER LOCK SPRING 3/8 PLT	
24.	804-040C	WASHER MACH 1.00 X .625 X 18GA	
25.	807-116C	SPRING EXT 1 5/8OD X 6.6X.177	
26.	812-204C	CASTING ADJUST CASTING	
27.	817-084C	PARALLEL ARM PIVOT BUSHING	
28.	817-133C	PLASTIC OPENER SEED TUBE	Model year 1998-
29.	802-449C	RHSNB 5/8-11X3 1/2 GR5	
30.	806-149C	U-BOLT 5/8-11 X 2 1/32 X 2 GR5	
31.	198-210D	PARALLEL OPENER MOUNT PLATE	
32.	804-022C	WASHER LOCK SPRING 5/8 PLT	
33.	803-021C	NUT HEX 5/8-11 PLT	
34.	198-104D	PW ARM ADJUSTMENT HANDLE-MACH	
35.	805-186C	PIN ROLL 5/32 X 5/8 PLT	
36.	817-132C	PRESS WHEEL ARM BUMPER	(S/N Z1118-) Use only with 812-194C.
37.	⊗ <b>817-347C</b>	<b>OPENER TRUNNION</b>	<b>(S/N Z1119+) Replaces 812-194C and item 5.</b> <b>(S/N Z1118-)</b>
	● <b>812-194C</b>	<b>REPLACED BY 817-347C</b>	
38.	807-106C	SPRING .540 O.D.X 1 1/4 X.054W	
39.	805-154C	PIN CLEVIS 3/8 X 2 1/8 USABLE	
40.	816-352C	AIR DRILL DD OPNR HOSE BOOT	
41.	198-437H	TOP PARALLEL ARM OFFSET WELDMT	
42.	198-438H	BOTTOM PARALLEL ARM RH OFFSET	
	198-439H	BOTTOM PARALLEL ARM LH OFFSET	
43.	817-314C	OPENER SEED TUBE, PLASTIC	Model year 1999+
44.	121-164D	HEX SEED FLAP MOUNTING CLIP	Model year 1999+
45.	816-302C	SEED FLAP, RUBBER, SEDLOK	Model year 1999+
46.	122-242S	SEED FLAP & HEX CLIP, SEEDLOK	Model year 1999+

**Legend:** ● = 1st revision; ⊗ = 2nd revision; ⊗ = 3rd revision; ● = use up existing stock; ⊗ = not interchangeable; ⊗ ⊗ = for example: revision 2 is not interchangeable w/revision 1

5" & 6" Seed-Lok® (Option) (122-193K & 122-266K)

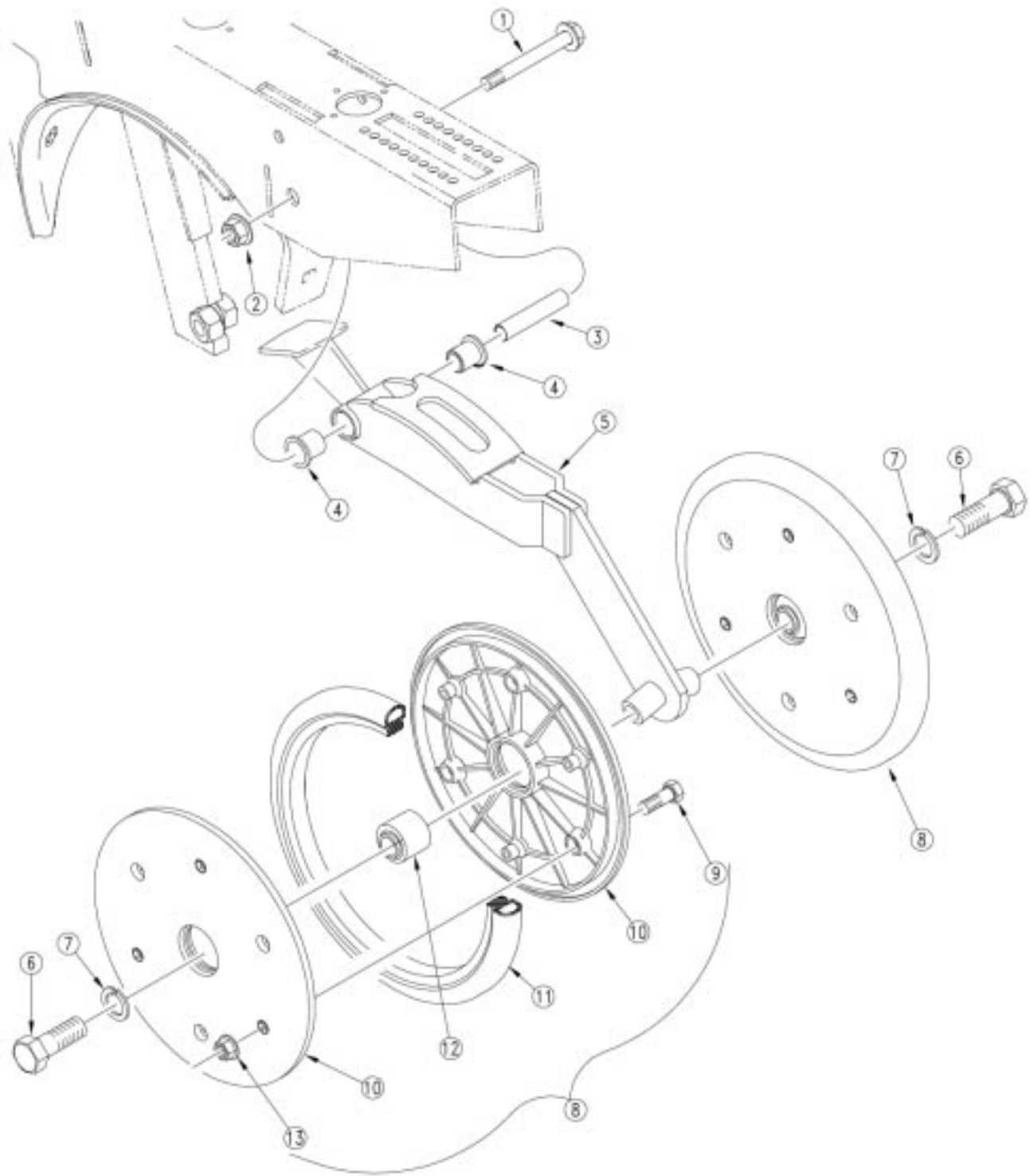


**5" & 6" Seed-Lok® (Option) (122-193K & 122-266K)**

Ref.	Part No.	Part Description	Comments
1.	122-151D	SEED-LOK ARM (1994)	
2.	804-078C	WASHER INTERNAL STAR 3/8 PLT.	
3.	801-141C	LHS CP 3/8-16X3/4 GR8 PLAIN	
4.	122-201S	SD-LK 203 BEARING WHEEL ASSY	5" Seed Lok
	206-014S	6 GROOVED SEED LOK ASSEMBLY	6" Seed Lok
5.	800-093C	SNAP RING EXT E 1/2	
6.	122-120D	5 SEED-LOK WHL ARM PIVOT PIN	
7.	122-173H	SS RMVBL SD-LOK MNT WLDMT	
8.	807-101C	SPRING, 1 O.D.X.125WIREX 3 1/2	
9.	804-012C	WASHER FLAT 3/8 SAE PLT	
10.	804-013C	WASHER LOCK SPRING 3/8 PLT	
11.	802-017C	HHCS 3/8-16X1 GR5	
12.	817-134C	5/8 X 5 SEED FIRING WHEEL	5" Seed Lok
	817-191C	5/8 X 6 GROOVED SEED LOK WHEEL	6" Seed Lok
13.	122-231A	SEED-LOK BEARING PACKAGE	Six bearings per package.
14.	816-173C	BEARING RETAINER W/BONDED SEAL	
15.	801-084C	SCR PH THD FMG #10X1/2 TP ZP	
16.	809-198C	SEED LOK TIE UP	
17.	804-012C	WASHER FLAT 3/8 SAE PLT	
18.	188-008V	BEARING 203 SEED-LOK WITH PIN	
19.	800-310C	SEED LOK HANGER SPRING	

**Legend:** ● = 1st revision; ● = 2nd revision; ● = 3rd revision; ● = use up existing stock; ⊗ = not interchangeable; ⊗ ① ● = for example: revision 2 is not interchangeable w/revision 1

**1" x 12" Double "V" Press Wheel**



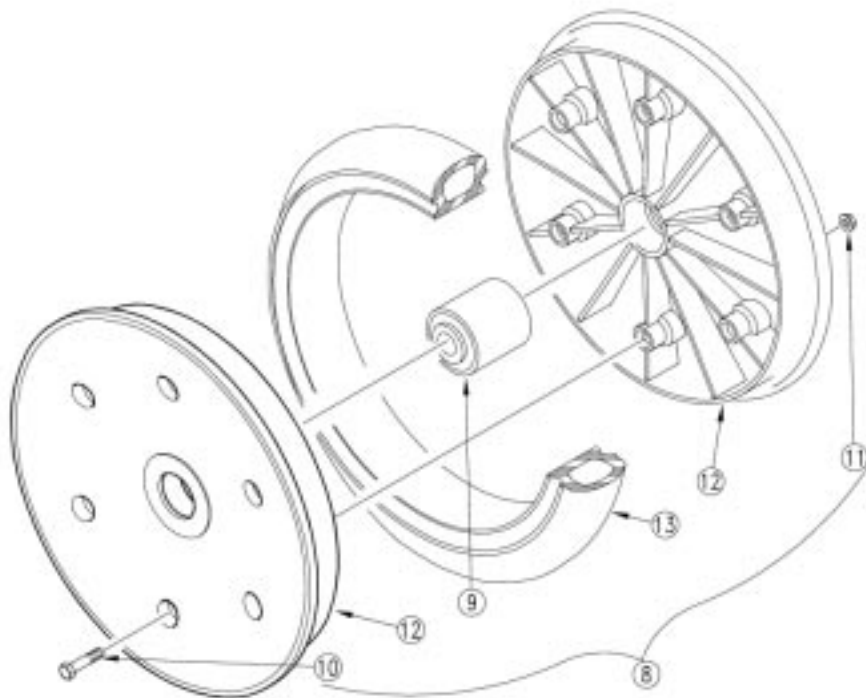
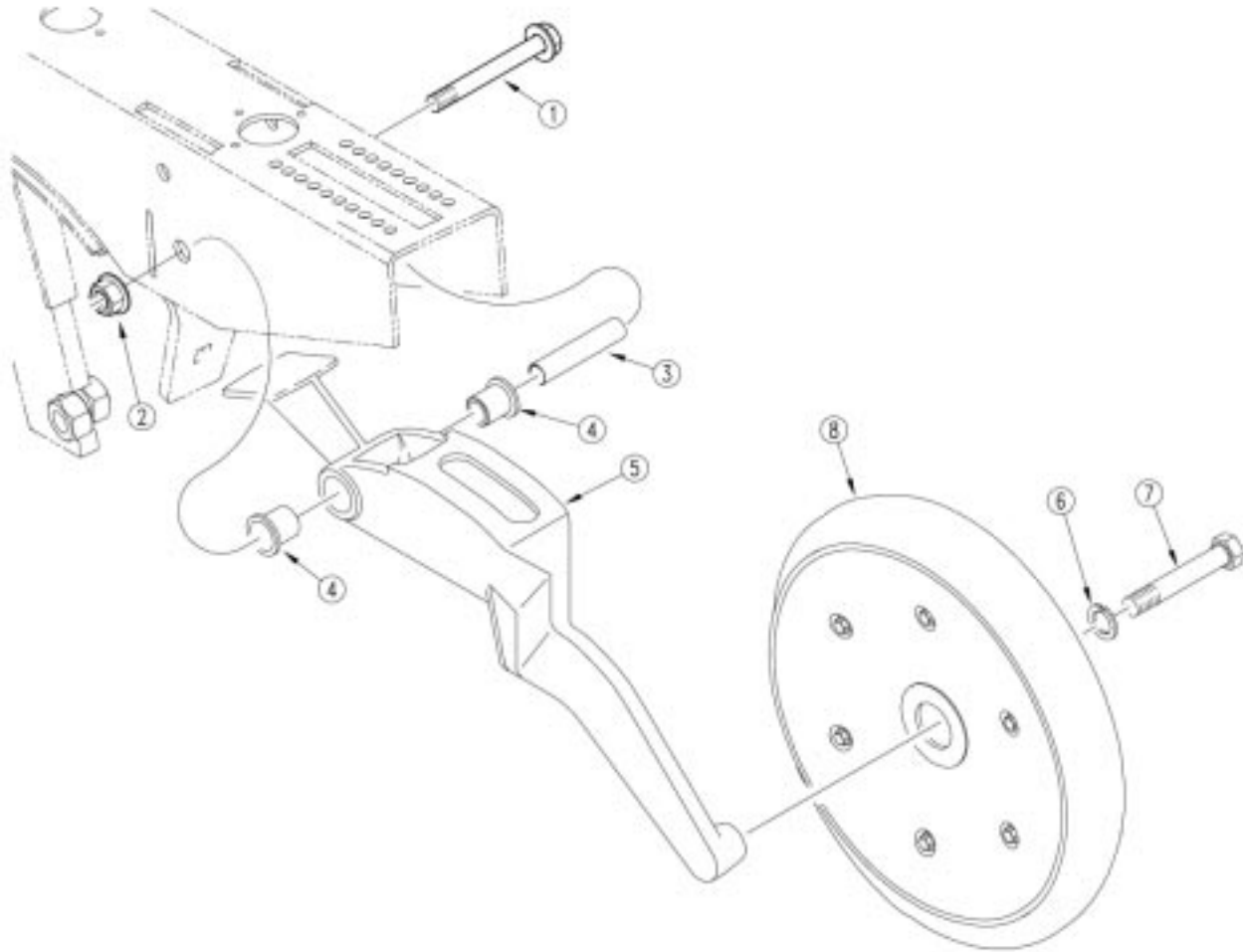
15466

**1" x 12" Double "V" Press Wheel**

Ref.	Part No.	Part Description	Comments
1.	802-421C	HFS 1/2-13X3 3/4 GR5 SPTH	
2.	803-169C	NUT HEX FLG. LOCK 1/2-13 PLT.	
3.	198-137D	PRESS WHEEL PIVOT TUBE	
4.	817-084C	PARALLEL ARM PIVOT BUSHING	
5.	199-022H	98 1X12 PRESS WHEEL WELDMENT	
6.	802-051C	HHCS 5/8-11X1 1/2 GR5	
7.	804-022C	WASHER LOCK SPRING 5/8 PLT	
8.	814-174C	1 X 12 PRESS WHL ASSY-5203BRG	
9.	802-005C	HHCS 1/4-20X1 GR5	
10.	817-330C	1 X 12 PRESS WHEEL RIM HALF	
11.	814-034C	TIRE RUBBER 1 X 12	
12.	822-170C	BEARING PRESS WHEEL ASSEMBLY	
13.	803-088C	NUT HEX LOCK 1/4-20 FLG	

**Legend:** ● = 1st revision; ● = 2nd revision; ● = 3rd revision; ● = use up existing stock; ⊗ = not interchangeable; ⊗ ① ● = for example: revision 2 is not interchangeable w/revision 1

2" x 13" Single Press Wheel



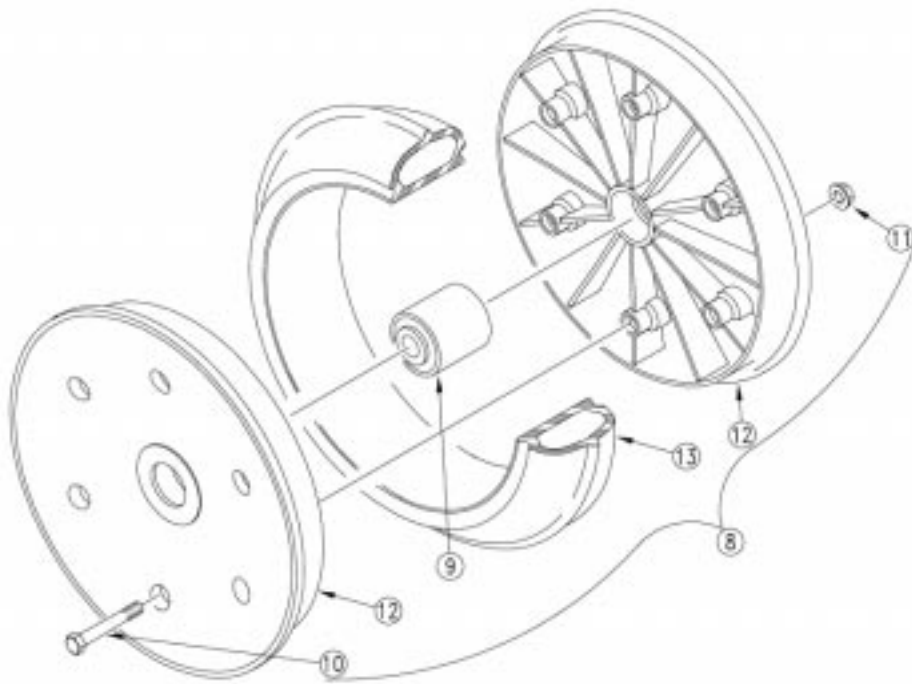
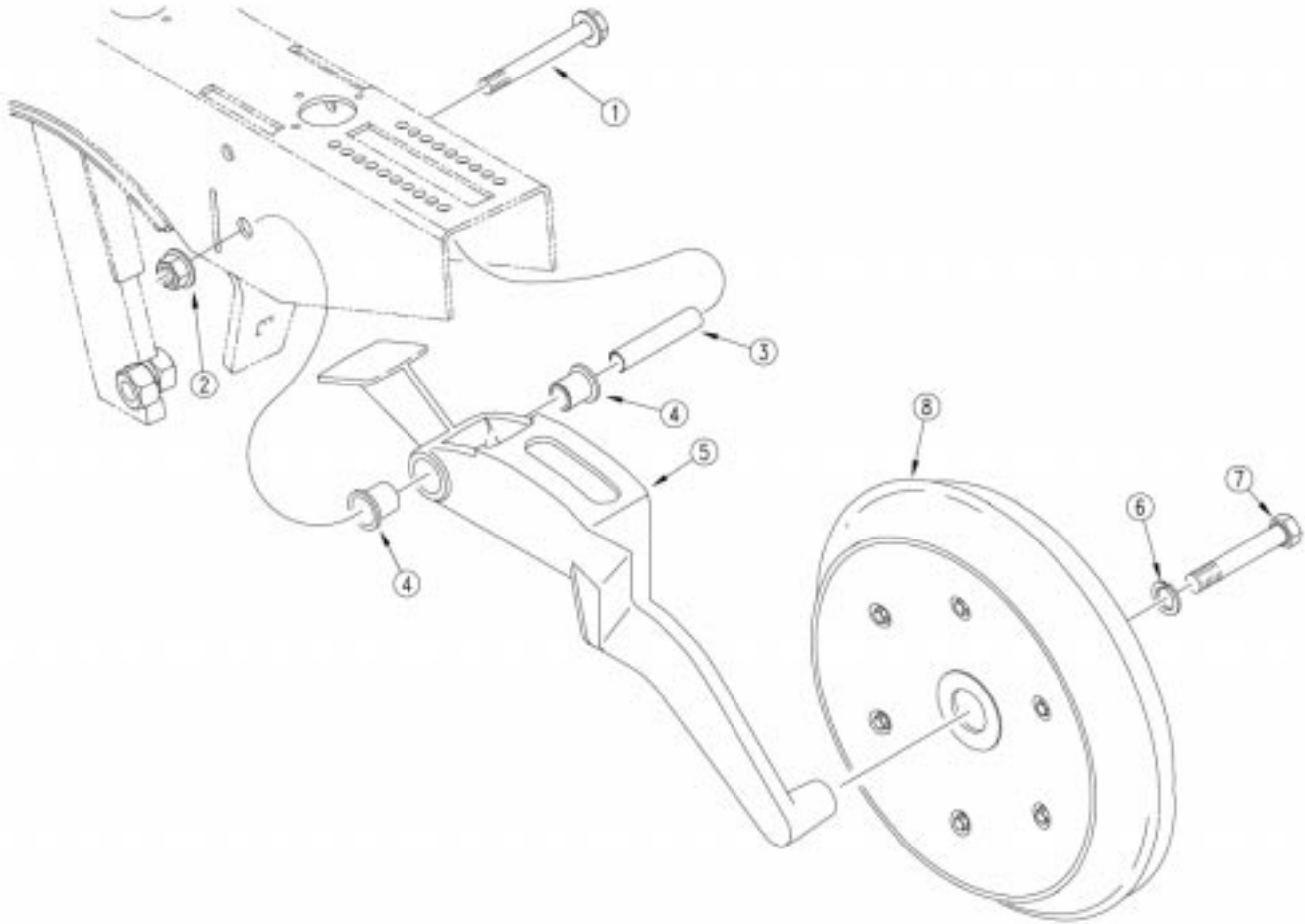
15467

**2" x 13" Single Press Wheel**

Ref.	Part No.	Part Description	Comments
1.	802-421C	HFS 1/2-13X3 3/4 GR5 SPTH	
2.	803-169C	NUT HEX FLG. LOCK 1/2-13 PLT.	
3.	198-137D	PRESS WHEEL PIVOT TUBE	
4.	817-084C	PARALLEL ARM PIVOT BUSHING	
5.	⊗ 199-042D	<b>UNIVERSAL PW ARM MACH 2&amp;3X13</b>	
	Ⓛ 199-028D	<b>REPLACED BY 199-042D</b>	
6.	804-022C	WASHER LOCK SPRING 5/8 PLT	
7.	802-058C	HHCS 5/8-11X2 1/2 GR5	
8.	814-157C	2 X 13 PRESS WHEEL ASSEMBLY	
9.	822-170C	BEARING PRESS WHEEL ASSEMBLY	
10.	802-617C	HHFS 1/4-20 X 1 1/2 GR 5	
11.	803-088C	NUT HEX LOCK 1/4-20 FLG	
12.	817-296C	2 X 13 PRESS WHEEL RIM HALF	
13.	814-159C	2 X 13 PRESS WHEEL TIRE	

**Legend:** Ⓛ = 1st revision; ⊗ = 2nd revision; ⊕ = 3rd revision; ● = use up existing stock; ⊗ = not interchangeable; ⊗ ⊕ ⊗ = for example: revision 2 is not interchangeable w/revision 1

*3" x 13" Single Press Wheel*



15468

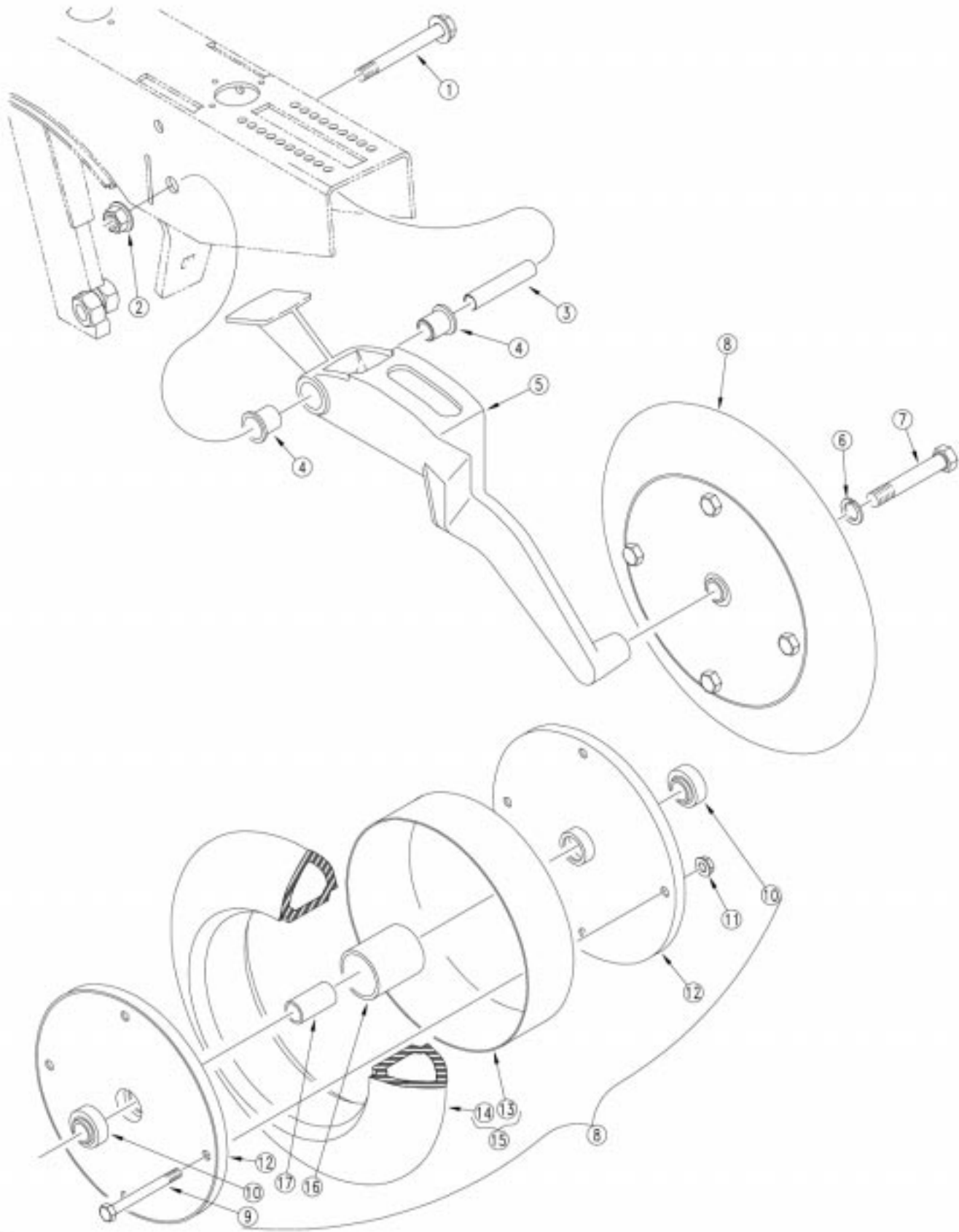


**3" x 13" Single Press Wheel**

Ref.	Part No.	Part Description	Comments
1.	802-421C	HFS 1/2-13X3 3/4 GR5 SPTH	
2.	803-169C	NUT HEX FLG. LOCK 1/2-13 PLT.	
3.	198-137D	PRESS WHEEL PIVOT TUBE	
4.	817-084C	PARALLEL ARM PIVOT BUSHING	
5.	⊗ 199-042D	<b>UNIVERSAL PW ARM MACH 2&amp;3X13</b>	
	Ⓛ 199-029D	<b>REPLACED BY 199-042D</b>	
6.	804-022C	WASHER LOCK SPRING 5/8 PLT	
7.	802-058C	HHCS 5/8-11X2 1/2 GR5	
8.	814-158C	3 X 13 PRESS WHEEL ASSEMBLY	
9.	822-170C	BEARING PRESS WHEEL ASSEMBLY	
10.	802-618C	HHFS 1/4-20 X 2 GR 5	
11.	803-088C	NUT HEX LOCK 1/4-20 FLG	
12.	817-297C	3 X 13 PRESS WHEEL RIM HALF	
13.	814-160C	3 X 13 PRESS WHEEL TIRE	

**Legend:** Ⓛ = 1st revision; ⊗ = 2nd revision; ⊕ = 3rd revision; ● = use up existing stock; ⊗ = not interchangeable; ⊗ ⊕ ⊗ = for example: revision 2 is not interchangeable w/revision 1

3" x 14" Peaked Single Press Wheel



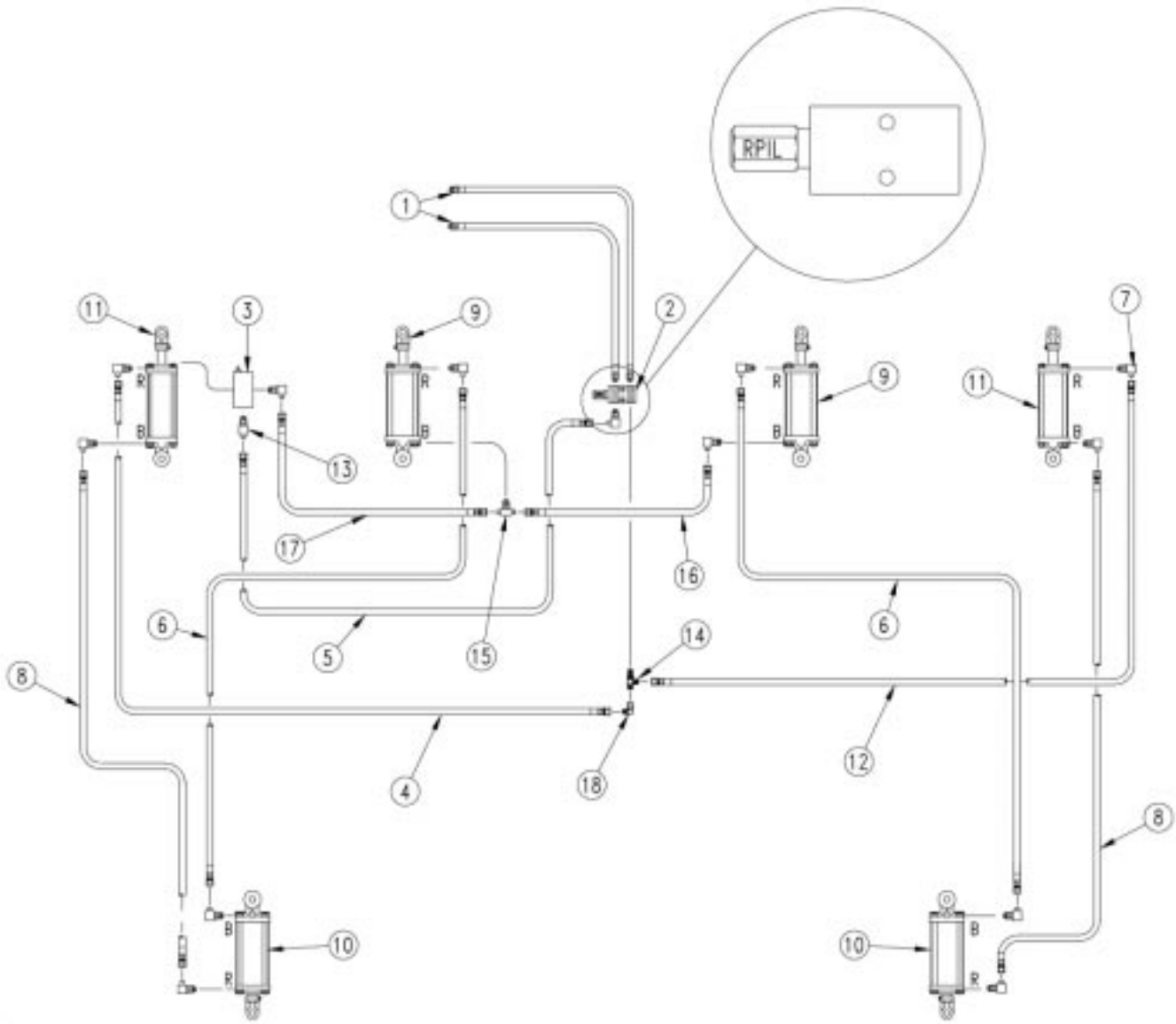
15469

**3" x 14" Peaked Single Press Wheel**

Ref.	Part No.	Part Description	Comments
1.	802-421C	HFS 1/2-13X3 3/4 GR5 SPTH	
2.	803-169C	NUT HEX FLG. LOCK 1/2-13 PLT.	
3.	198-137D	PRESS WHEEL PIVOT TUBE	
4.	817-084C	PARALLEL ARM PIVOT BUSHING	
5.	199-030D	3 X 14 PRESS WHEEL ARM	
6.	804-022C	WASHER LOCK SPRING 5/8 PLT	
7.	802-059C	HHCS 5/8-11X3 GR5	
8.	122-117S	3 X 14 PEAKED P.W. ASSEMBLY	
9.	802-197C	HHCS 5/16-18X2 3/4 GR5	
10.	822-095C	BEARING DBL LIP 203 X 5/8 BORE	
11.	803-177C	NUT HEX LOCK 5/16-18 FLG.	
12.	122-041D	4X12 PW RIM HALF	
13.	817-063C	3 X 14 RIM SPACER RING	
14.	814-067C	TIRE 3 X 14 PW PEAKED	
15.	122-198V	3 X 14 TIRE & RING ASSEMBLY	
16.	817-062C	LARGE SPACER TUBE	
17.	122-110D	SMALL SPACER TUBE	

**Legend:** ● = 1st revision; ● = 2nd revision; ● = 3rd revision; ● = use up existing stock; ⊗ = not interchangeable; ⊗ ① ● = for example: revision 2 is not interchangeable w/revision 1

**Transport Hydraulics (RPIL Cartridge)**



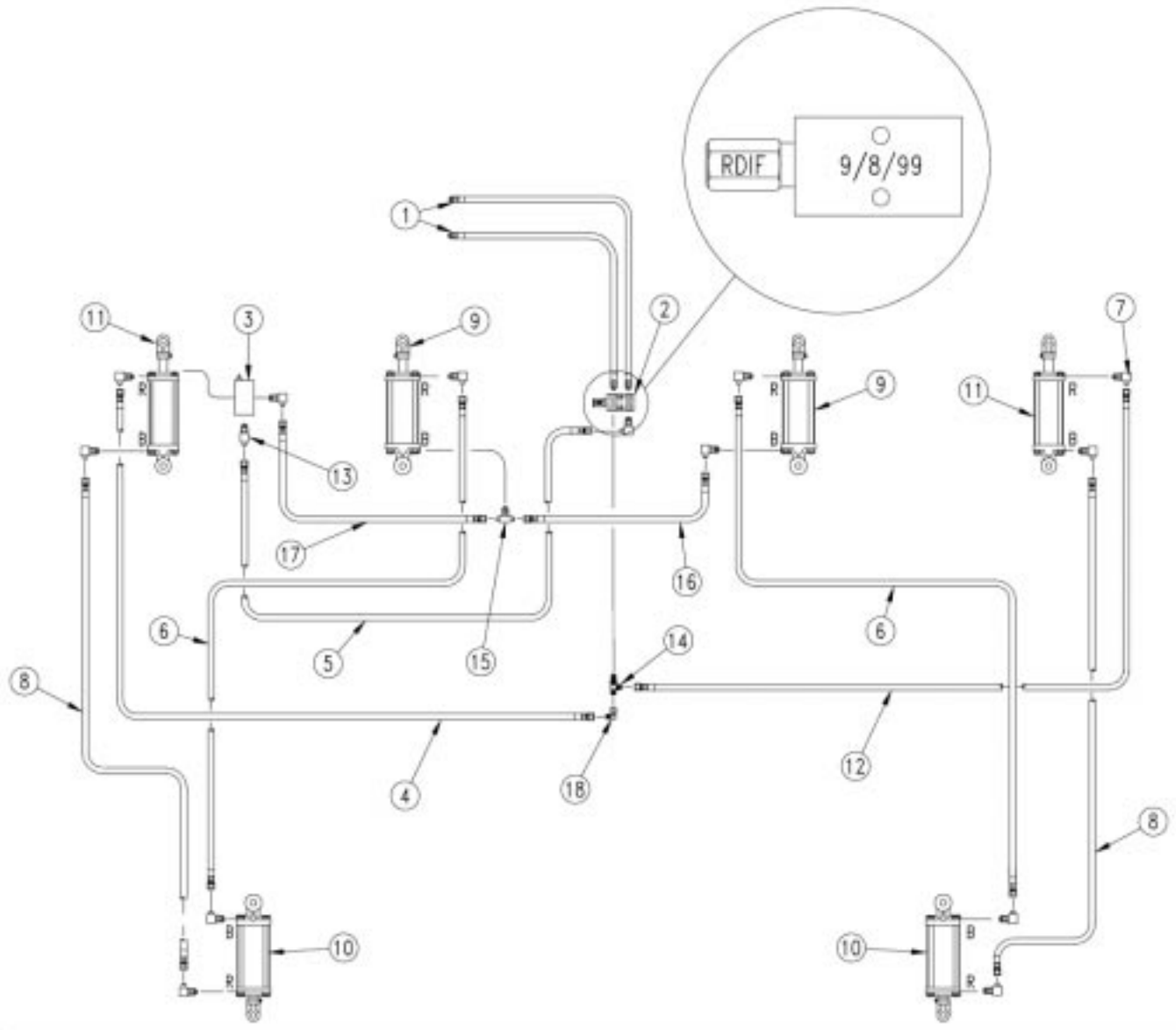
16363

**Transport Hydraulics (RPIL Cartridge)**

Ref.	Part No.	Part Description	Comments
1.	811-658C	HH1/2R2 80 3/4MORB LIFT	
2.	810-370C	RELIEF VALVE TAMP PROOF1300PSI	Refer to page 7-21
3.	⊗ 810-445C	<b>STROKE CONTROL VALVE</b>	<b>Refer to page 7-27</b>
	Ⓜ 810-084C	<b>HYD STROKE CONTROL</b>	<b>Refer to page 7-27</b>
4.	811-659C	HH3/8R2 214 3/4FJIC	
5.	811-660C	HH1/2R2 220 3/4FJIC	
6.	811-661C	HH3/8R2 168 3/4FJIC	
7.	811-063C	EL 3/4MJIC 3/4MORB	
8.	811-662C	HH3/8R2 268 3/4FJIC	
9.	810-287C	CYL REP 4.75 X 12 X 1.50 ROD	Refer to page 7-15
10.	810-333C	CYL REP 4.5X12X1.5 ROD 22.25L	Refer to page 7-11
11.	810-221C	CYL REP 4.25X12X1.5 ROD (TIE)	Refer to page 7-13
12.	811-663C	HH3/8R2 225 3/4FJIC	
13.	811-088C	AD 3/4MORB 3/4MJIC	
14.	811-080C	TE 3/4MJIC 3/4MORB 3/4MJIC	
15.	811-077C	TE 3/4MORB 3/4MJIC 3/4MJIC	
16.	811-664C	HH3/8R2 38 3/4FJIC	
17.	811-665C	HH1/2R2 208 3/4FJIC	
18.	811-150C	EL 3/4FJIC 3/4MJIC	

**Legend:** Ⓜ = 1st revision; ⊗ = 2nd revision; ⊕ = 3rd revision; ● = use up existing stock; ⊗ = not interchangeable; ⊗ ⊕ ⊗ = for example: revision 2 is not interchangeable w/revision 1

**Transport Hydraulics (RDIF Cartridge)**



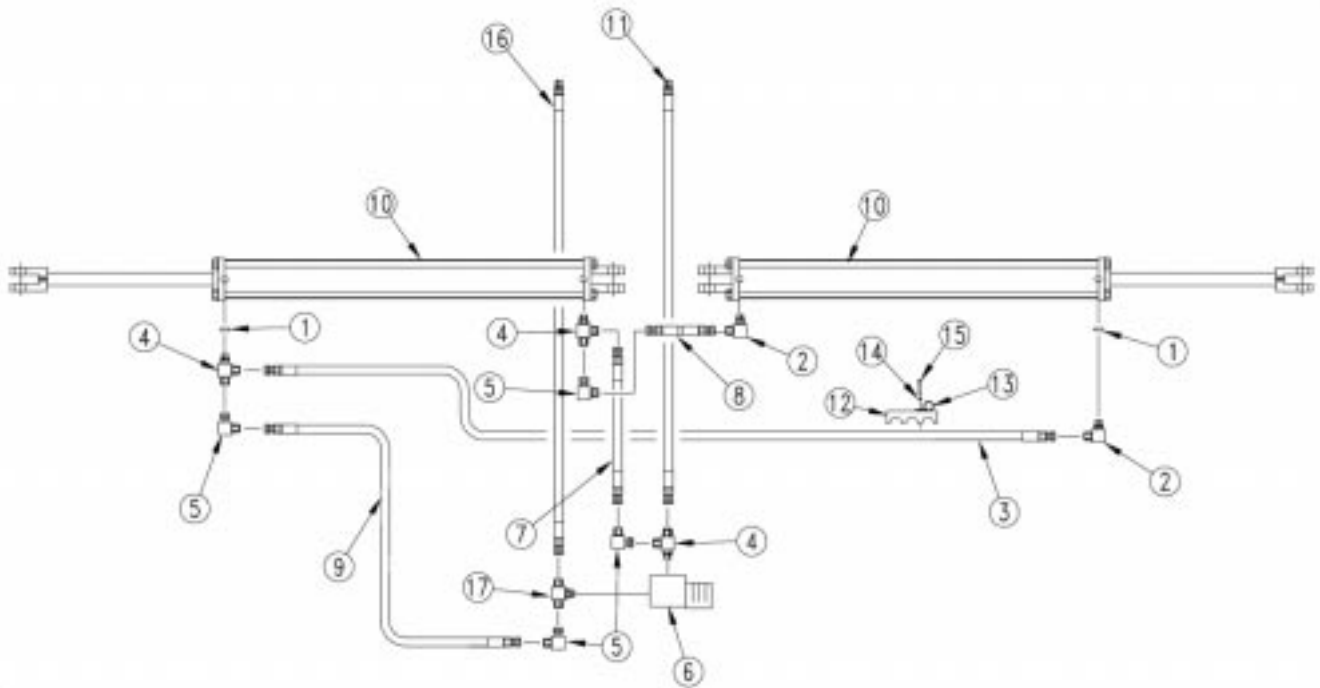
19928

**Transport Hydraulics (RDIF Cartridge)**

Ref.	Part No.	Part Description	Comments
1.	811-658C	HH1/2R2 80 3/4MORB LIFT	
2.	810-370C	RELIEF VALVE TAMP PROOF1300PSI	Refer to page 7-21
3.	⊗ 810-445C	<b>STROKE CONTROL VALVE</b>	<b>Refer to page 7-27</b>
	Ⓜ 810-084C	<b>HYD STROKE CONTROL</b>	<b>Refer to page 7-27</b>
4.	811-659C	HH3/8R2 214 3/4FJIC	
5.	811-660C	HH1/2R2 220 3/4FJIC	
6.	811-661C	HH3/8R2 168 3/4FJIC	
7.	811-063C	EL 3/4MJIC 3/4MORB	
8.	811-662C	HH3/8R2 268 3/4FJIC	
9.	810-287C	CYL REP 4.75 X 12 X 1.50 ROD	Refer to page 7-15
10.	810-333C	CYL REP 4.5X12X1.5 ROD 22.25L	Refer to page 7-11
11.	810-221C	CYL REP 4.25X12X1.5 ROD (TIE)	Refer to page 7-13
12.	811-663C	HH3/8R2 225 3/4FJIC	
13.	811-088C	AD 3/4MORB 3/4MJIC	
14.	811-080C	TE 3/4MJIC 3/4MORB 3/4MJIC	
15.	811-077C	TE 3/4MORB 3/4MJIC 3/4MJIC	
16.	811-664C	HH3/8R2 38 3/4FJIC	
17.	811-665C	HH1/2R2 208 3/4FJIC	
18.	811-150C	EL 3/4FJIC 3/4MJIC	

**Legend:** Ⓜ = 1st revision; ⊗ = 2nd revision; ⊕ = 3rd revision; ● = use up existing stock; ⊗ = not interchangeable; ⊗ ⊕ ⊗ = for example: revision 2 is not interchangeable w/revision 1

Folding Hydraulics



16364

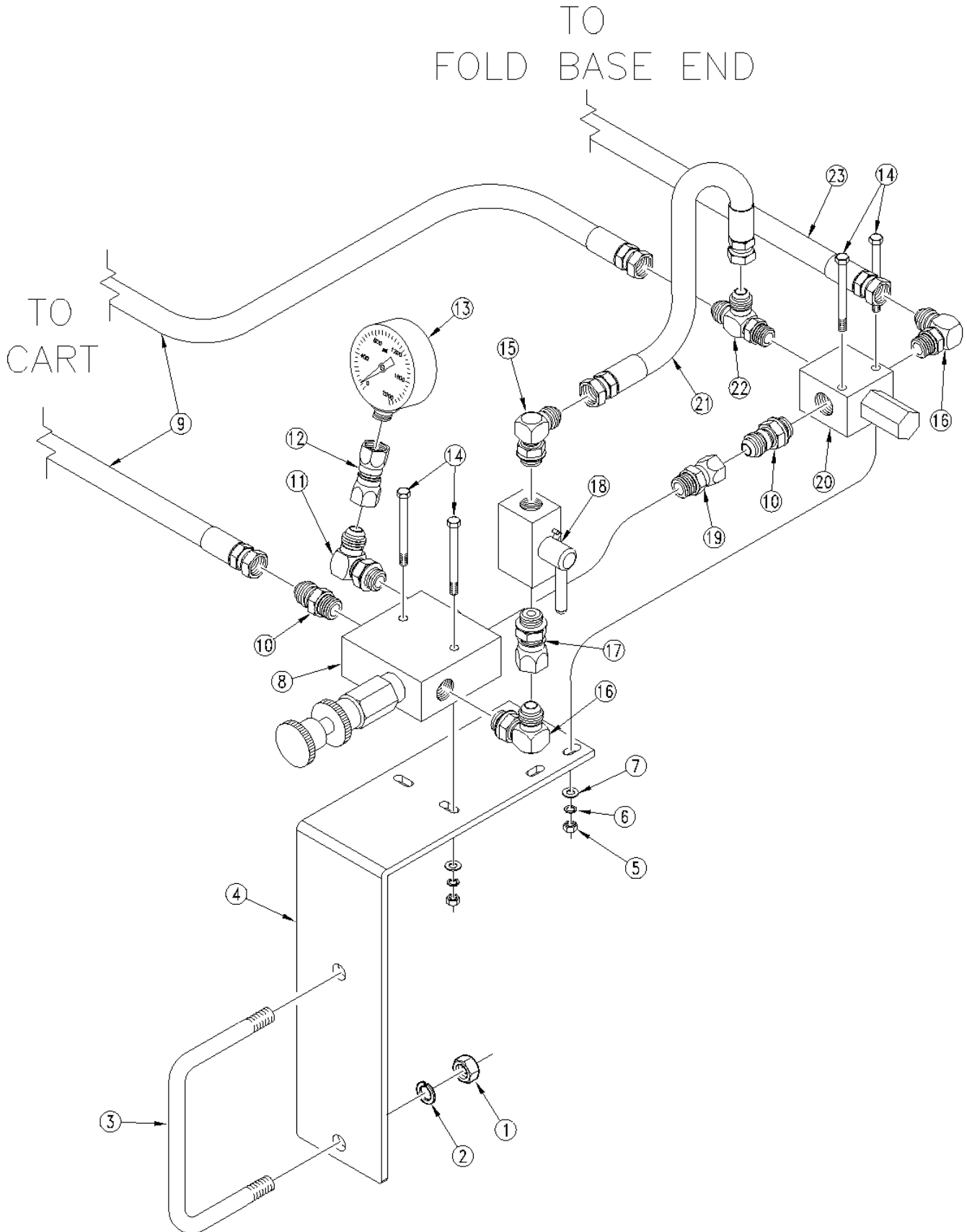


**Folding Hydraulics**

Ref.	Part No.	Part Description	Comments
1.	811-172C	ORPL 1/16 3/4	
2.	811-063C	EL 3/4MJIC 3/4MORB	
3.	811-687C	HH3/8R2 108 3/4FJIC 3/4FJIC	
4.	811-080C	TE 3/4MJIC 3/4MORB 3/4MJIC	
5.	811-150C	EL 3/4FJIC 3/4MJIC	
6.	810-342C	NC POPPET SOLENOID VALVE	Refer to page 7-19
7.	811-686C	HH3/8R2 012 3/4FJIC 3/4FJIC	
8.	811-688C	HH3/8R2 019 3/4FJIC 3/4FJIC	
9.	811-685C	HH3/8R2 048 3/4FJIC 3/4FJIC	
10.	810-332C	CYL 4.5X41.75X2 ROD	Refer to page 7-9
11.	811-684C	HH3/8R2 080 3/4MORB 3/4FJIC BF	
12.	196-112D	HOSE CLAMP BRACKET	
13.	800-064C	HOSE CLIP 13/16 ID	
14.	804-009C	WASHER LOCK SPRING 5/16 PLT	
15.	802-010C	HHCS 5/16-18X1 1/4 GR5	
16.	811-683C	HH3/8R2 080 3/4MORB 3/4FJIC RF	
17.	811-077C	TE 3/4MORB 3/4MJIC 3/4MJIC	

**Legend:** ● = 1st revision; ● = 2nd revision; ● = 3rd revision; ● = use up existing stock; ⊗ = not interchangeable; ⊗ ① ● = for example: revision 2 is not interchangeable w/revision 1

**NTA Control Valve (S/N Z1101+)**



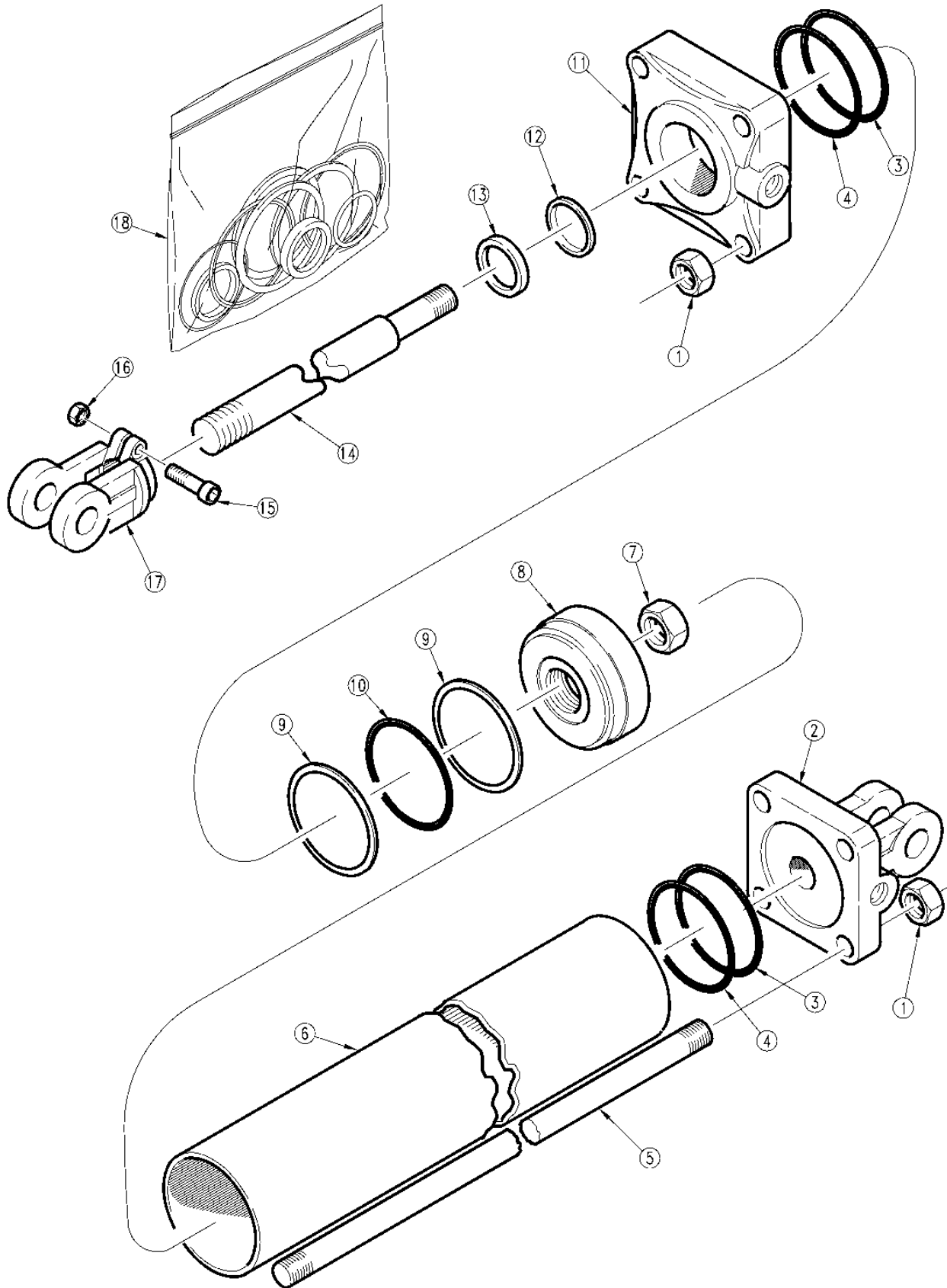
17216

**NTA Control Valve (S/N Z1101+)**

Ref.	Part No.	Part Description	Comments
1.	803-014C	NUT HEX 3/8-16 PLT	
2.	804-013C	WASHER LOCK SPRING 3/8 PLT	
3.	806-111C	U-BOLT 3/8-16 X 4 1/32 X 2 3/4	
4.	160-613D	NTA VALVE ASSY IMPLEMENT MNT	
5.	803-006C	NUT HEX 1/4-20 PLT	
6.	804-006C	WASHER LOCK SPRING 1/4 PLT	
7.	804-007C	WASHER FLAT 1/4 SAE PLT	
8.	810-349C	VALVE PRESS RED W/ CHK 1/16 OR	Refer to page 7-21
9.	811-681C	HH3/8R2 148 3/4MORB 9/16FJIC	
10.	811-170C	AD 9/16MORB 9/16MJIC	
11.	811-065C	EL 9/16MJIC 9/16MORB	
12.	811-582C	AD 9/16FJIC 1/4FNPT	
13.	810-347C	PRESSURE GAUGE 2000 PSI	
14.	802-551C	HHCS 1/4-20X2 1/4 GR5	
15.	811-171C	EL 3/4MORB 9/16MJIC	
16.	811-216C	EL 3/4MJIC 9/16MORB	
17.	811-324C	AD 3/4MORB 3/4FJIC	
18.	810-345C	VALVE 90 DEGREE SHUT-OFF	
19.	811-627C	AD 9/16MORB 9/16FJIC	
20.	810-348C	RELIEF VALVE 1500 PSI TAMP PRF	Refer to page 7-27
21.	811-702C	HH3/8R2 017 9/16FJIC	
22.	811-064C	TE 9/16MJIC 9/16MJIC 9/16MORB	
23.	811-671C	HH3/8R2 099 3/4FJIC	

**Legend:** ● = 1st revision; ● = 2nd revision; ● = 3rd revision; ● = use up existing stock; ⊗ = not interchangeable; ⊗ ① ● = for example: revision 2 is not interchangeable w/revision 1

Hydraulic Cylinder (810-332C)



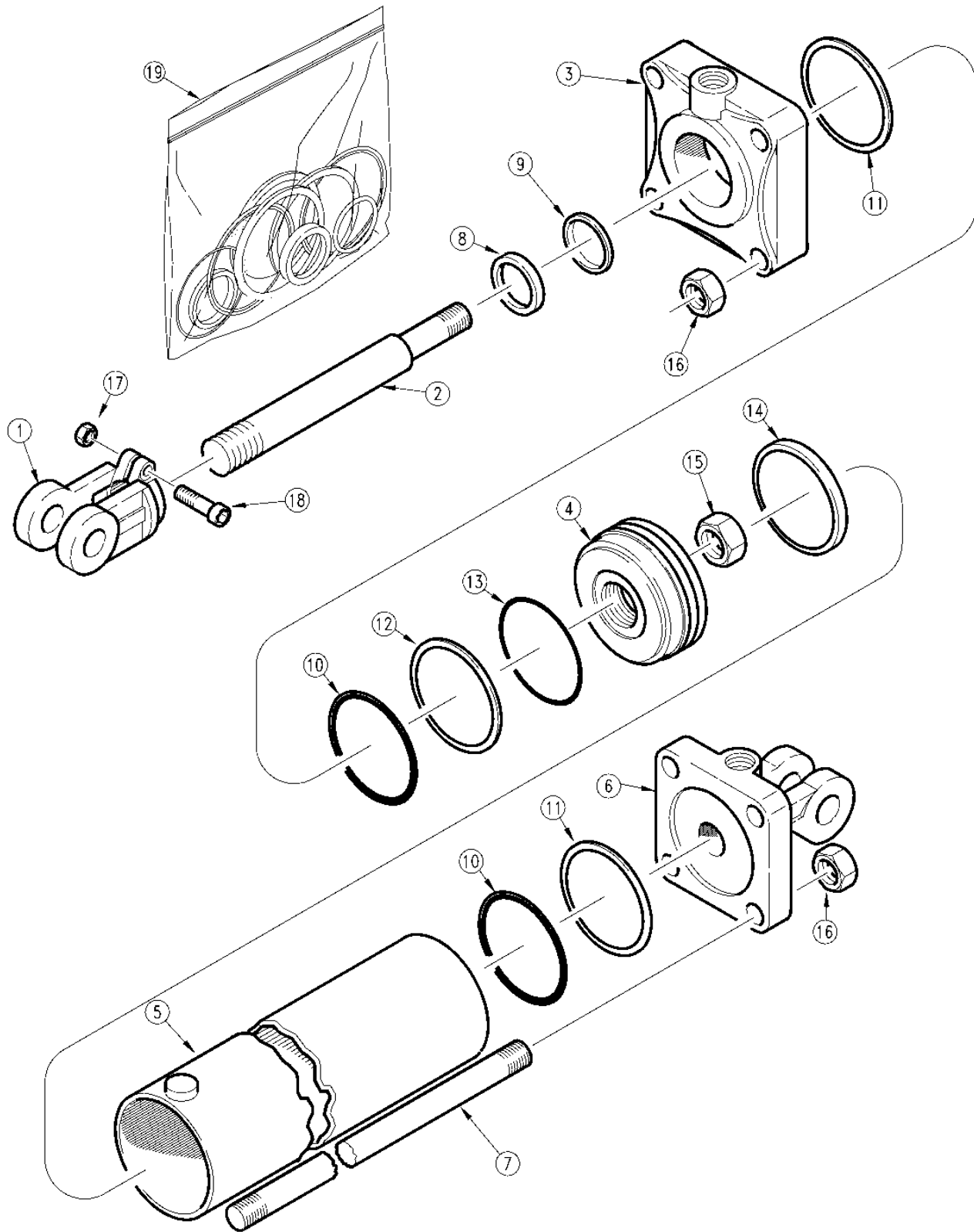
16394

**Hydraulic Cylinder (810-332C)**

Ref.	Part No.	Part Description	Comments
1.	2A0019	TIE ROD NUT MIDWAY	
2.	6R7170	MW BASE	
3.		BACK-UP MIDWAY	Only available in item 18.
4.		O-RING	Only available in item 18.
5.	7M7398	TIE ROD MIDWAY	
6.	5M7595	MW TUBE	
7.	2A0024	MW PISTON NUT 1-14	
8.	4M7102	MIDWAY PISTON	
9.		MW BACK-UP	Only available in item 18.
10.		MW O-RING	Only available in item 18.
11.	3R7612	MW HEAD 4.5 X 16 X 2	
12.		U-CUP	Only available in item 18.
13.		MW WIPER	Only available in item 18.
14.	2M7690	MW ROD	
15.	2A0006	MW CAPSCREW	
16.	2A0012	MW NUT CLEVIS & TIE ROD	
17.	1M7020	MIDWAY ROD CLEVIS	
18.	810-236C	SEAL KIT MW 4.5 CYL 3A7116	

**Legend:** ● = 1st revision; ● = 2nd revision; ● = 3rd revision; ● = use up existing stock; ⊗ = not interchangeable; ⊗ ① ● = for example: revision 2 is not interchangeable w/revision 1

Hydraulic Cylinder (810-333C)



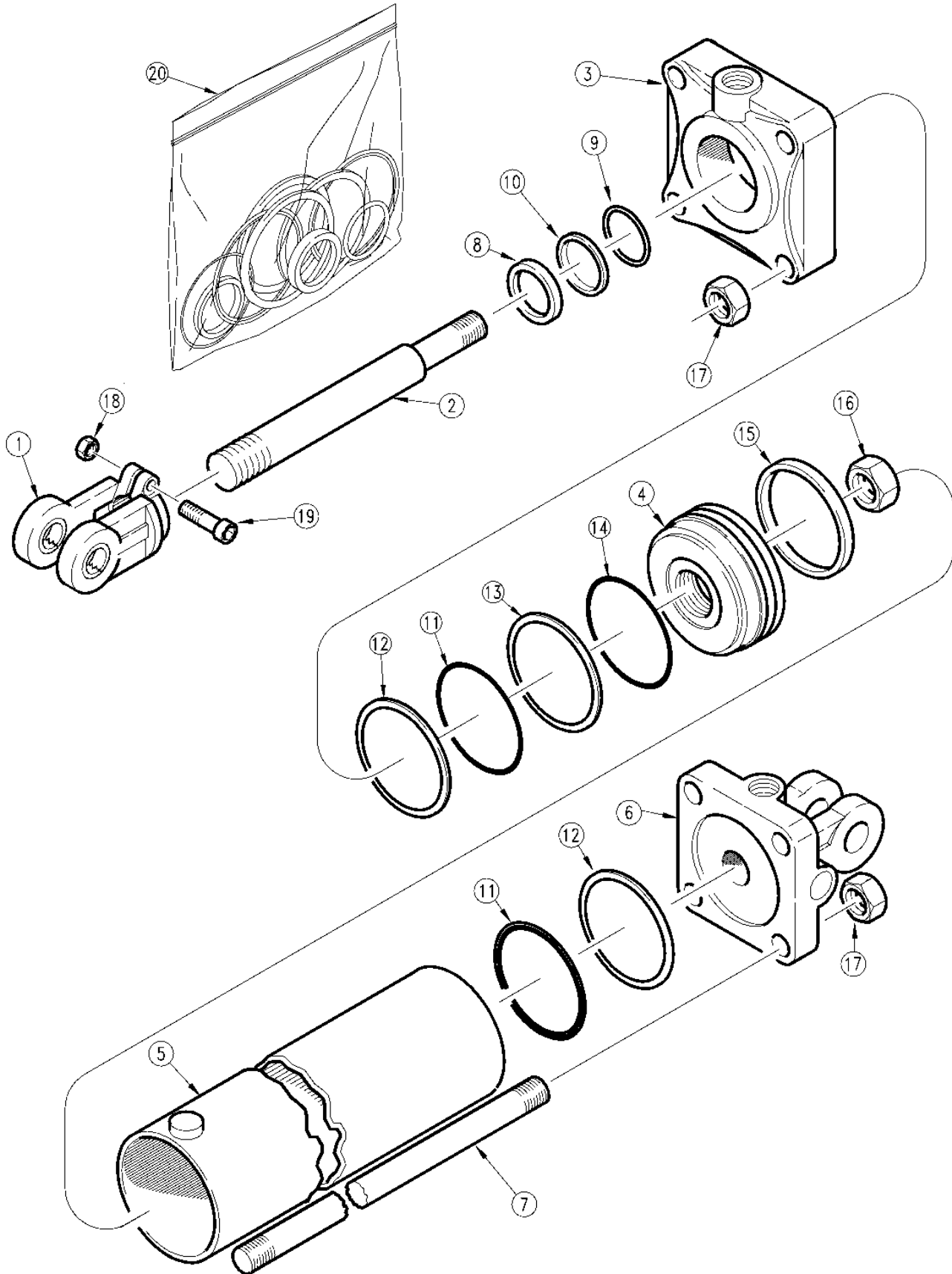
16395

**Hydraulic Cylinder (810-333C)**

Ref.	Part No.	Part Description	Comments
1.	1M7018	MW CLEVIS HEAVY DUTY W/HD BUSH	
2.	2M7518	MW ROD	
3.	3R7512	HEAD MIDWAY	
4.	4R7106	PISTON MIDWAY	
5.	5R7120	TUBE MIDWAY	
6.	6R7177	MW BASE	
7.	7M7320	TIE ROD MIDWAY	
8.		MW WIPER	Only available in item 19.
9.		U-CUP	Only available in item 19.
10.		O-RING	Only available in item 19.
11.		BACK-UP MIDWAY	Only available in item 19.
12.		SEAL, TEFLON MIDWAY	Only available in item 19.
13.		O-RING LOADER MIDWAY	Only available in item 19.
14.	2A0327	WEAR RING MIDWAY	
15.	2A0024	MW PISTON NUT 1-14	
16.	2A0019	TIE ROD NUT MIDWAY	
17.	2A0012	MW NUT CLEVIS & TIE ROD	
18.	2A0006	MW CAPSCREW	
19.	810-158C	SEAL KIT MW 4.5 RPHCYL 4A7104	

**Legend:** ① = 1st revision; ② = 2nd revision; ③ = 3rd revision; ● = use up existing stock; ⊗ = not interchangeable; ⊗ ① ② = for example: revision 2 is not interchangeable w/revision 1

Hydraulic Cylinder (810-221C)



14712

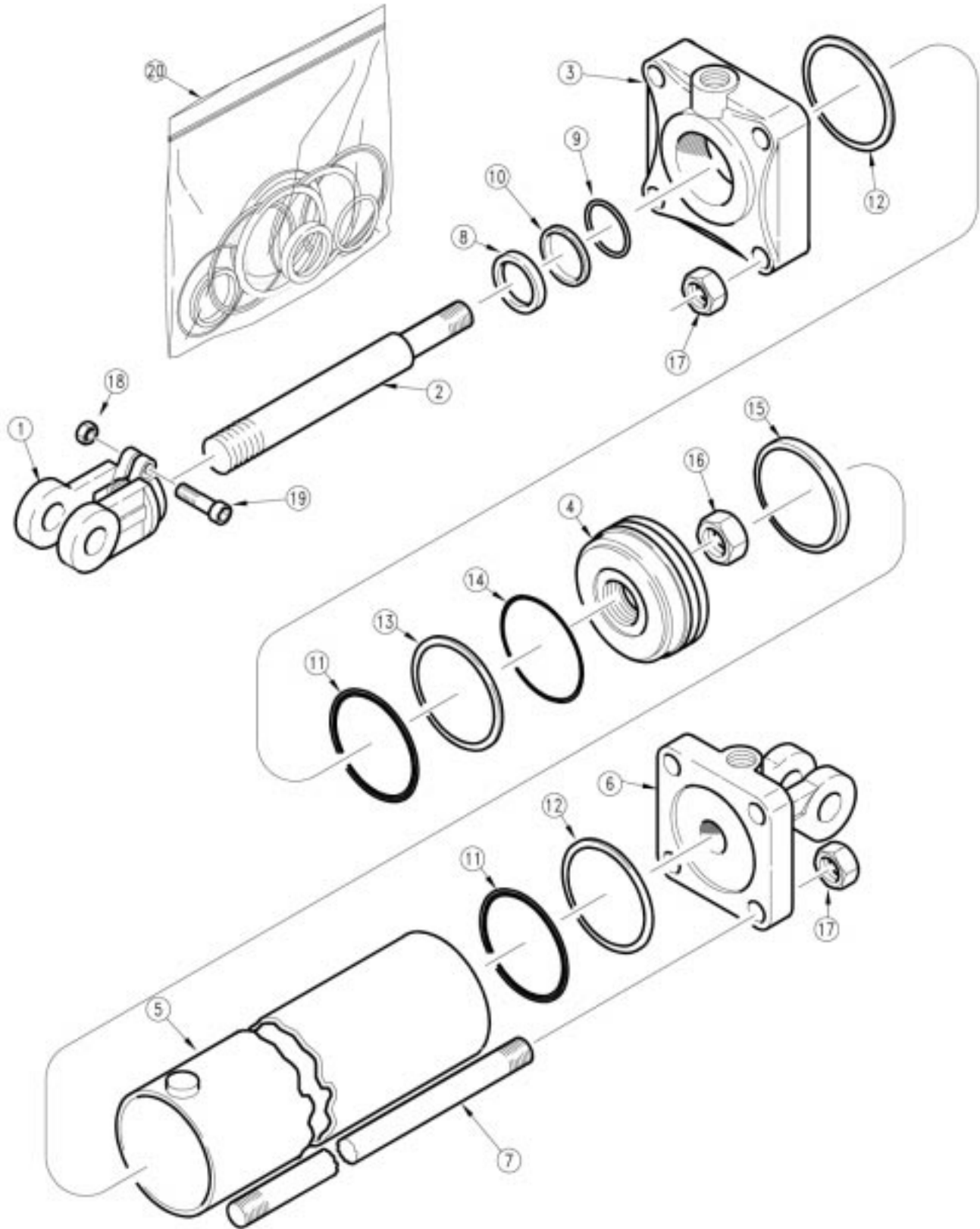


**Hydraulic Cylinder (810-221C)**

Ref.	Part No.	Part Description	Comments
1.	1M6010	MW CLEVIS STD. DUTY	
2.	2M7520	ROD MIDWAY	
3.	3R6912	HEAD MIDWAY	
4.	4R6106	PISTON MIDWAY	
5.	5R6120	TUBE MIDWAY	
6.	6R6164	BASE MIDWAY	
7.	7M7320	TIE ROD MIDWAY	
8.		WIPER SEAL	Only available in item 20.
9.		O-RING	Only available in item 20.
10.		BACK-UP	Only available in item 20.
11.		O-RING	Only available in item 20.
12.		BACK-UP	Only available in item 20.
13.		TEFLON SEAL	Only available in item 20.
14.		LOADER O-RING	Only available in item 20.
15.		WEAR RING	Only available in item 20.
16.	2A0024	MW PISTON NUT 1-14	
17.	2A0019	TIE ROD NUT MIDWAY	
18.	2A0012	MW NUT CLEVIS & TIE ROD	
19.	2A0006	MW CAPSCREW	
20.	810-144C	SEAL KIT MW 4.25 RPHCYL 4A6104	

**Legend:** ① = 1st revision; ② = 2nd revision; ③ = 3rd revision; ● = use up existing stock; ⊗ = not interchangeable; ⊗ ① ② = for example: revision 2 is not interchangeable w/revision 1

**Hydraulic Cylinder (810-287C)**



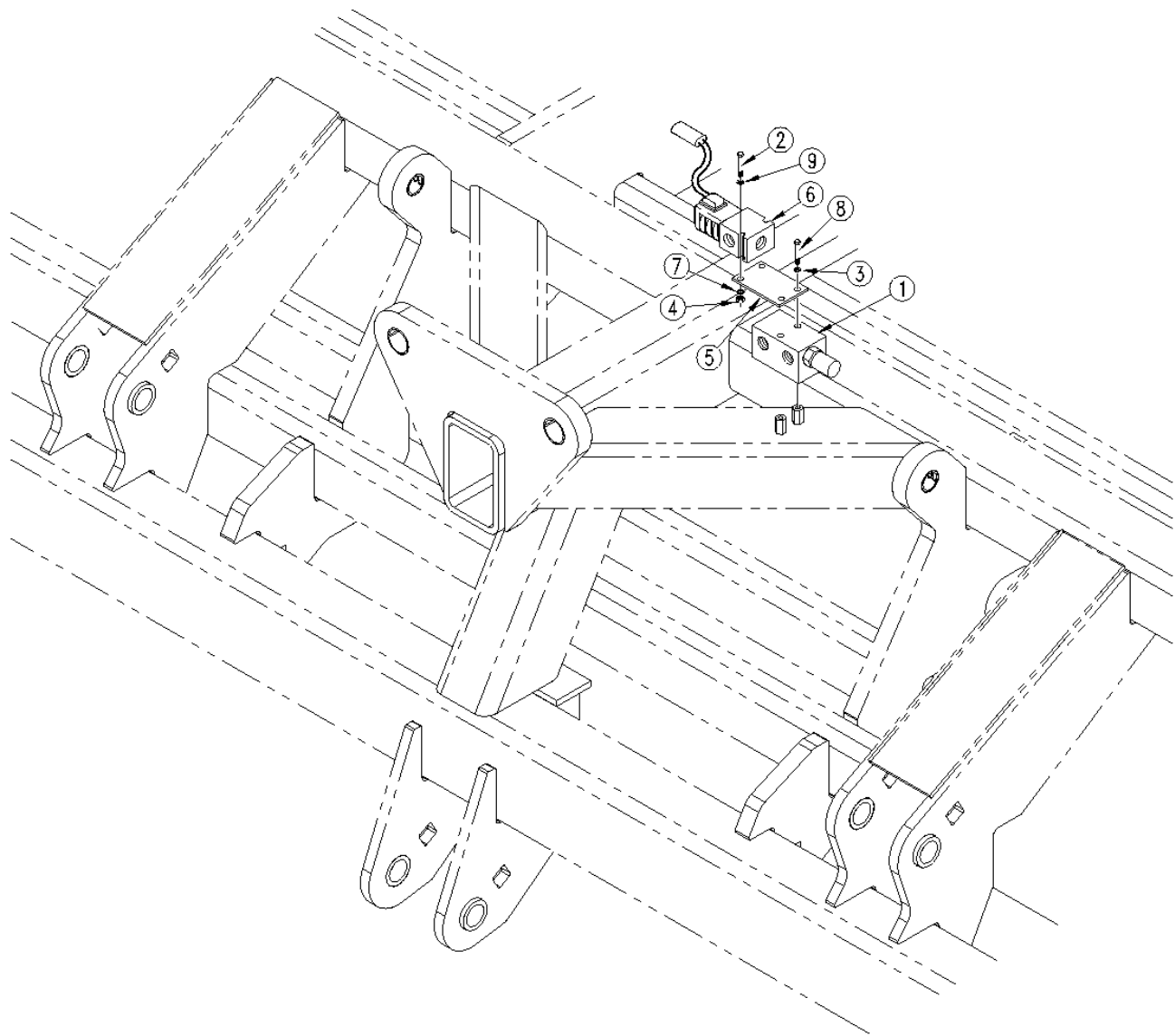
15166

**Hydraulic Cylinder (810-287C)**

Ref.	Part No.	Part Description	Comments
1.	1M7018	MW CLEVIS HEAVY DUTY W/HD BUSH	
2.	2M8518	ROD	
3.	3R8512	MIDWAY HEAD F/ 4 3/4 CYL	
4.	4R8106	PISTON MIDWAY	
5.	5R8120	TUBE	
6.	6R8164	BASE	
7.	7M8320	TIE ROD MIDWAY	
8.		ROD WIPER	Only available in item 20.
9.		O-RING	Only available in item 20.
10.		BACK-UP	Only available in item 20.
11.		O-RING	Only available in item 20.
12.		BACK-UP	Only available in item 20.
13.		TEFLON SEAL	Only available in item 20.
14.		LOADER O-RING	Only available in item 20.
15.		WEAR RING	Only available in item 20.
16.	2A0025	MW BACKUP OD BOLT	
17.	2A0019	TIE ROD NUT MIDWAY	
18.	2A0012	MW NUT CLEVIS & TIE ROD	
19.	2A0006	MW CAPSCREW	
20.	810-160C	SEAL KIT MW 4.75 RPHCYL 4A8104	

**Legend:** ● = 1st revision; ● = 2nd revision; ● = 3rd revision; ● = use up existing stock; ⊗ = not interchangeable; ⊗ ① ● = for example: revision 2 is not interchangeable w/revision 1

*Relief & Solenoid Valves*



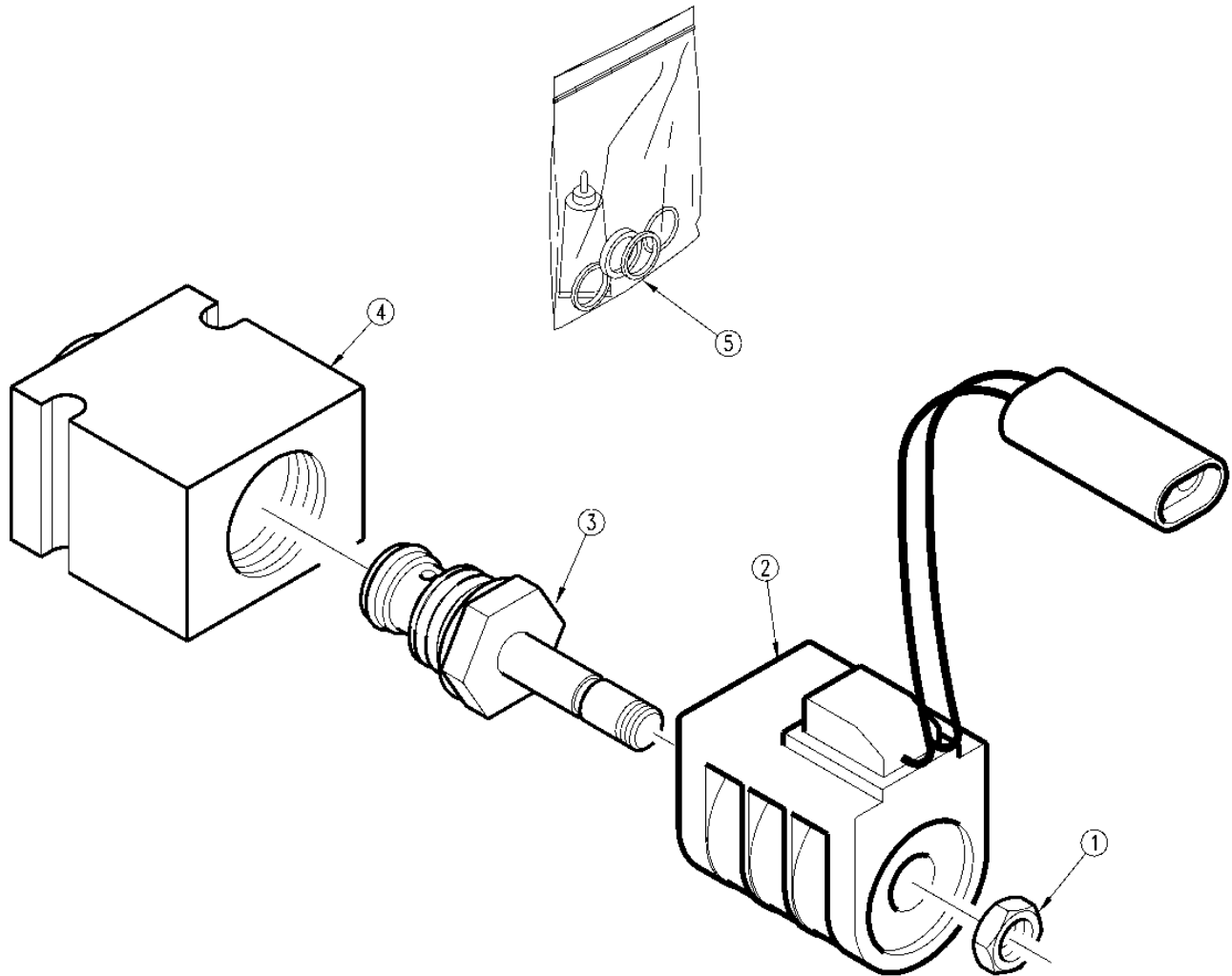
16368

**Relief & Solenoid Valves**

Ref.	Part No.	Part Description	Comments
1.	810-370C	RELIEF VALVE TAMP PROOF1300PSI	Refer to page 7-21
2.	804-036C	HHCS 1/4-20X2 GR5	
3.	804-007C	WASHER FLAT 1/4 SAE PLT	
4.	803-006C	NUT HEX 1/4-20 PLT	
5.	160-463D	NTA SOLENOID VALVE MOUNT	
6.	810-342C	NC POPPET SOLENOID VALVE	Refer to page 7-19
7.	804-006C	WASHER LOCK SPRING 1/4 PLT	
8.	802-172C	HHCS 5/16-18X2 1/2 GR5	
9.	804-007C	WASHER FLAT 1/4 SAE PLT	

**Legend:** ● = 1st revision; ● = 2nd revision; ● = 3rd revision; ● = use up existing stock; ⊗ = not interchangeable; ⊗ ① ● = for example: revision 2 is not interchangeable w/revision 1

Solenoid Valve (810-342C)



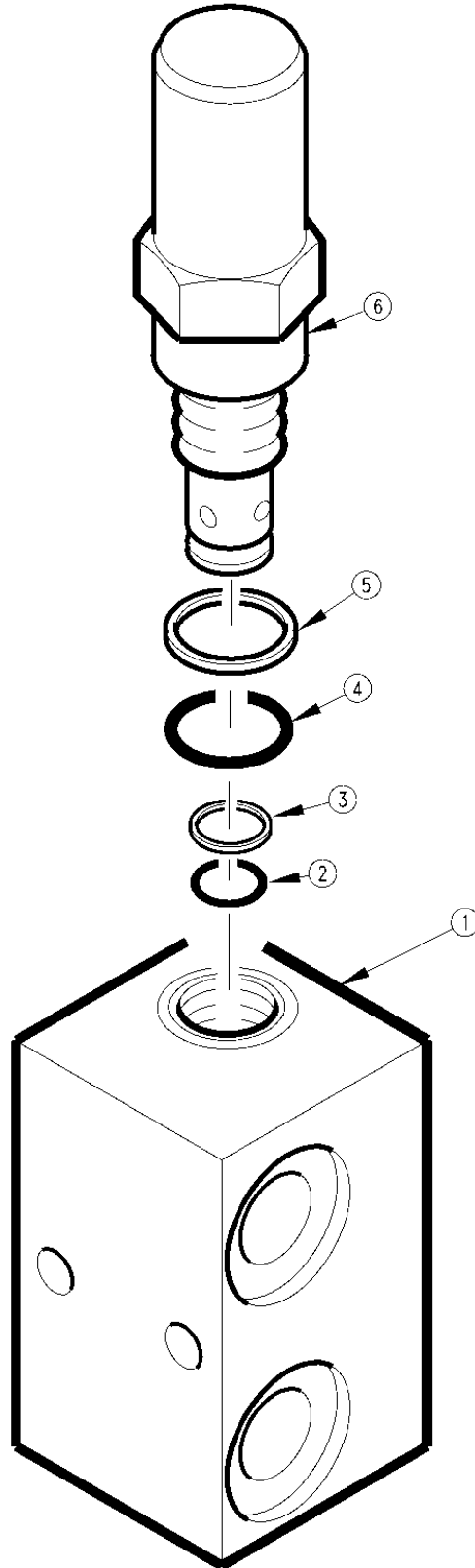
16397

**Solenoid Valve (810-342C)**

Ref.	Part No.	Part Description	Comments
1.	803-059C	NUT HEX JAM 1/2-20 PLT	
2.	39680008	DELTA COIL 12VDC W CONN	
3.	85002733	DELTA CARTRIDGE VALVE	
4.	30102359	DELTA SERIES ES VAVLE BODY	
5.	500-090B	SEAL KIT 7/8-14 DELTA W/ LTITE	

**Legend:** ① = 1st revision; ② = 2nd revision; ③ = 3rd revision; ● = use up existing stock; ⊗ = not interchangeable; ⊗ ① ② = for example: revision 2 is not interchangeable w/revision 1

*Relief Valve (810-370C)*



14738

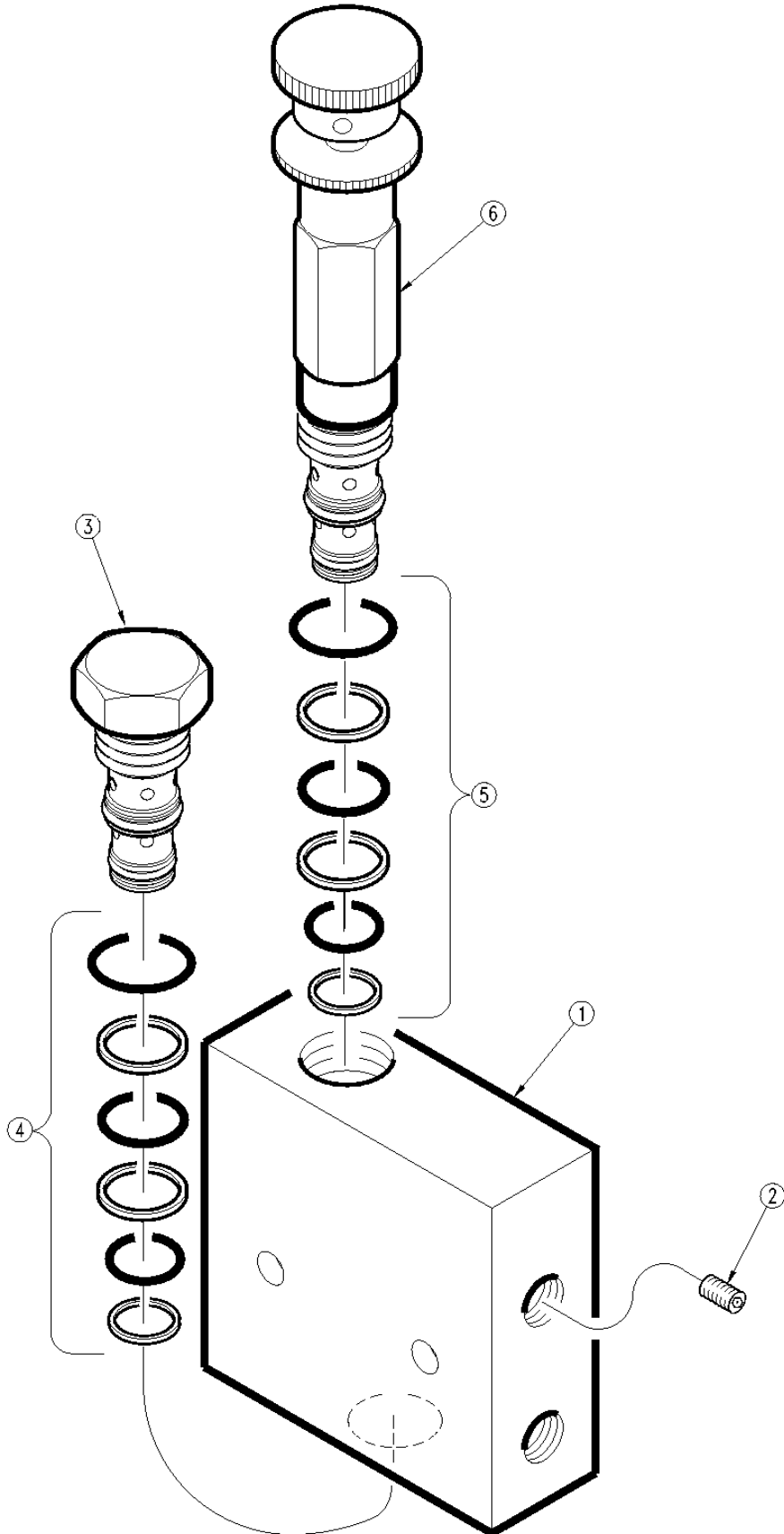


**Relief Valve (810-370C)**

Ref.	Part No.	Part Description	Comments
1.	5149	RELIEF VALVE BODY-SHOEMAKER	
2.	1088-015	SHOEMAKER O-RING	
3.	1369-015	SHOEMAKER BACK-UP BOTTOM	
4.	1088-017	SHOEMAKER O-RING	
5.	10369-017	SHOEMAKER BACK-UP	
6.	⊗ RDIF-10-F18/13	CARTRIDGE SHOEMAKER RLF 1300	Check page 7-3 for new hose routing on new RDIF Cartridge
	Ⓜ RPILS-10-S25/13	CARTRIDGE SHOEMAKER RLF 1300	

**Legend:** ● = 1st revision; ⊗ = 2nd revision; ⊕ = 3rd revision; ● = use up existing stock; ⊗ = not interchangeable; ⊗ ⊕ ⊗ = for example: revision 2 is not interchangeable w/revision 1

*Pressure Reducing Valve (810-349C)*



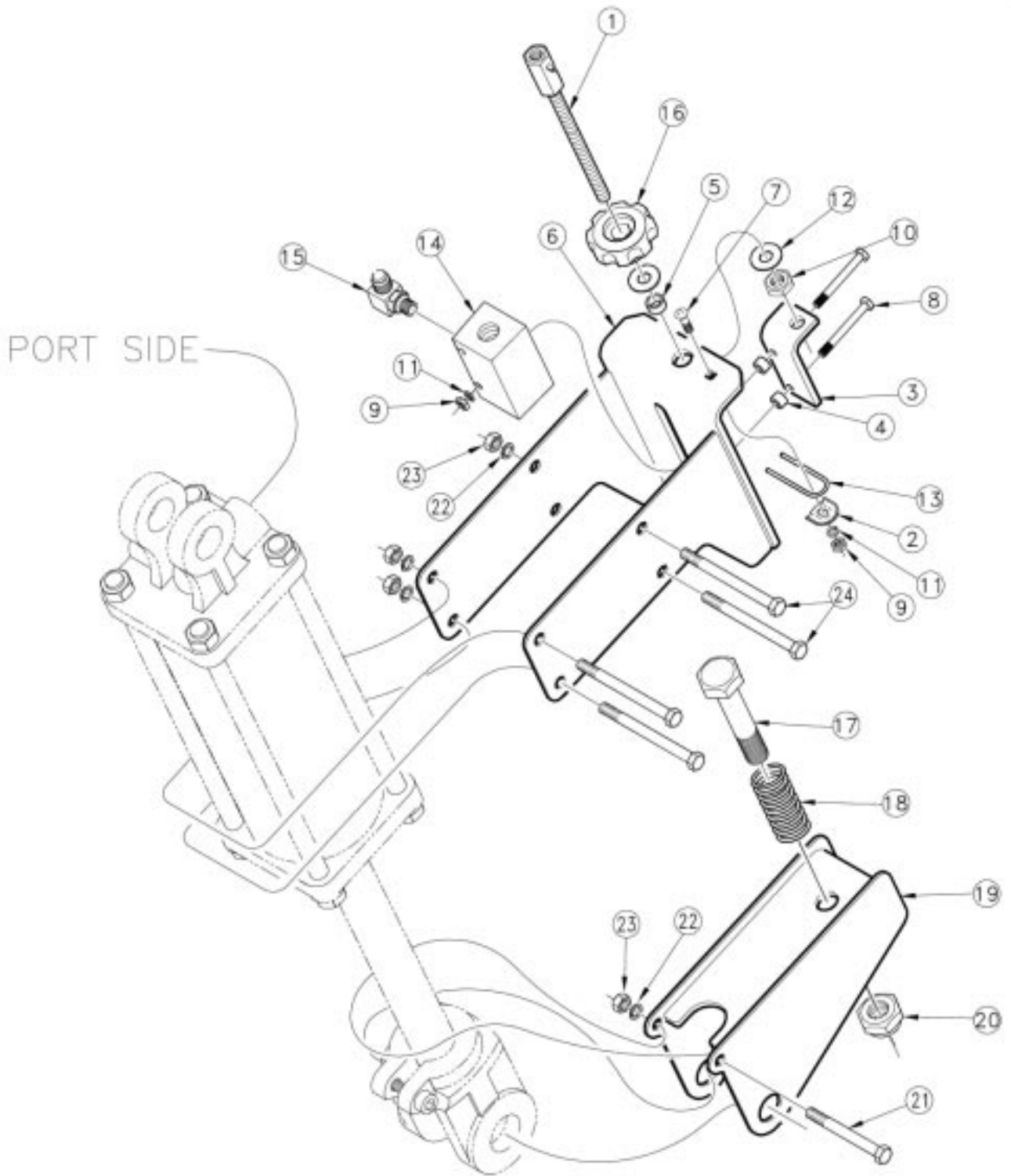
16442

**Pressure Reducing Valve (810-349C)**

Ref.	Part No.	Part Description	Comments
1.	5089	VALVE BODY PRV W/CHECK SHOEMKR	
2.	5106	PLUG, WITH .062 ORIFICE	
3.	CP2-10	CARTRIDGE CHECK SHOEMAKER	
4.	5070	SEAL KIT CHECK VALVE SHOEMAKER	
5.	5075	SEAL KIT PRESS RED V SHOEMAKER	
6.	PRPIL-10-K-25	CARTRIDGE PRESS RED SHOEMAKER	

**Legend:** ● = 1st revision; ● = 2nd revision; ● = 3rd revision; ● = use up existing stock; ⊗ = not interchangeable; ⊗ ① ● = for example: revision 2 is not interchangeable w/revision 1

*Depth Stop Valve Assembly*



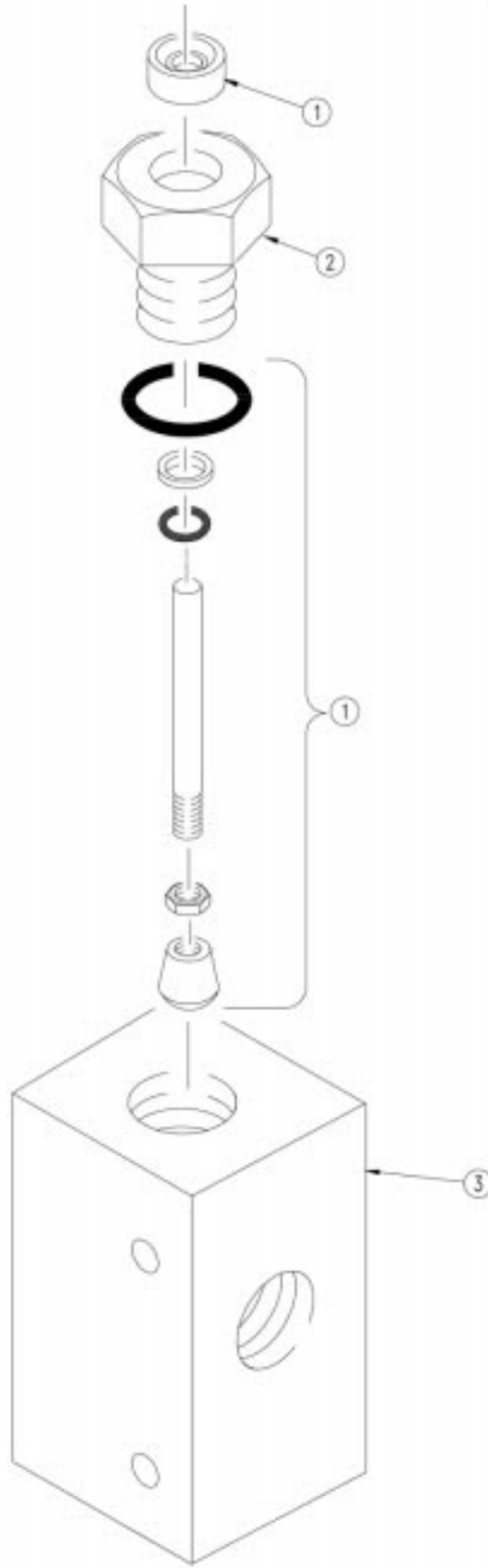
16367

**Depth Stop Valve Assembly**

Ref.	Part No.	Part Description	Comments
1.	122-055S	SCREW ADJUSTMENT ROD	
2.	122-065D	TENSION SPRING RETAINER	
3.	152-179H	DEPTH ADJUSTMENT BRACKET WLMT	
4.	152-379D	1/4 SPACER TUBE	
5.	152-380D	7/16 SPACER TUBE	
6.	196-185H	2SNT DEPTH VALVE MNT WELDMENT	
7.	802-002C	RHSNB 1/4-20X3/4 GR5	
8.	802-274C	HHCS 1/4-20X3 GR5	
9.	803-006C	NUT HEX 1/4-20 PLT	
10.	803-273C	HUT HEX NYLOCK 7/16-14 PLT	
11.	804-006C	WASHER LOCK SPRING 1/4 PLT	
12.	804-041C	WASHER FLAT 7/16 SAE PLT	
13.	807-020C	SPRING SCREW ADJ TENSION STRHT	
14.	① 810-445C	<b>STROKE CONTROL VALVE</b>	Refer to page 7-27.
	② 810-084C	<b>HYD STROKE CONTROL</b>	Refer to page 7-25.
15.	811-063C	EL 3/4MJIC 3/4MORB	
16.	817-021C	KNOB P.W. ADJUSTMENT	
17.	802-070C	HHCS 3/4-10X6 GR5	
18.	807-007C	SPRING LEVER	
19.	196-186H	2SNT DPTH VAL CLEVIS PLT WLMT	
20.	803-025C	NUT HEX 3/4-10 PLT NYLOCK	
21.	802-026C	HHCS 3/8-16X3 3/4 GR5	
22.	804-013C	WASHER LOCK SPRING 3/8 PLT	
23.	803-014C	NUT HEX 3/8-16 PLT	
24.	802-616C	HHCS 3/8-16X5 1/2 GR5	

**Legend:** ① = 1st revision; ② = 2nd revision; ③ = 3rd revision; ● = use up existing stock; ⊗ = not interchangeable; ⊗ ① ② = for example: revision 2 is not interchangeable w/revision 1

**Hydraulic Shut-Off Valve (810-084C)**



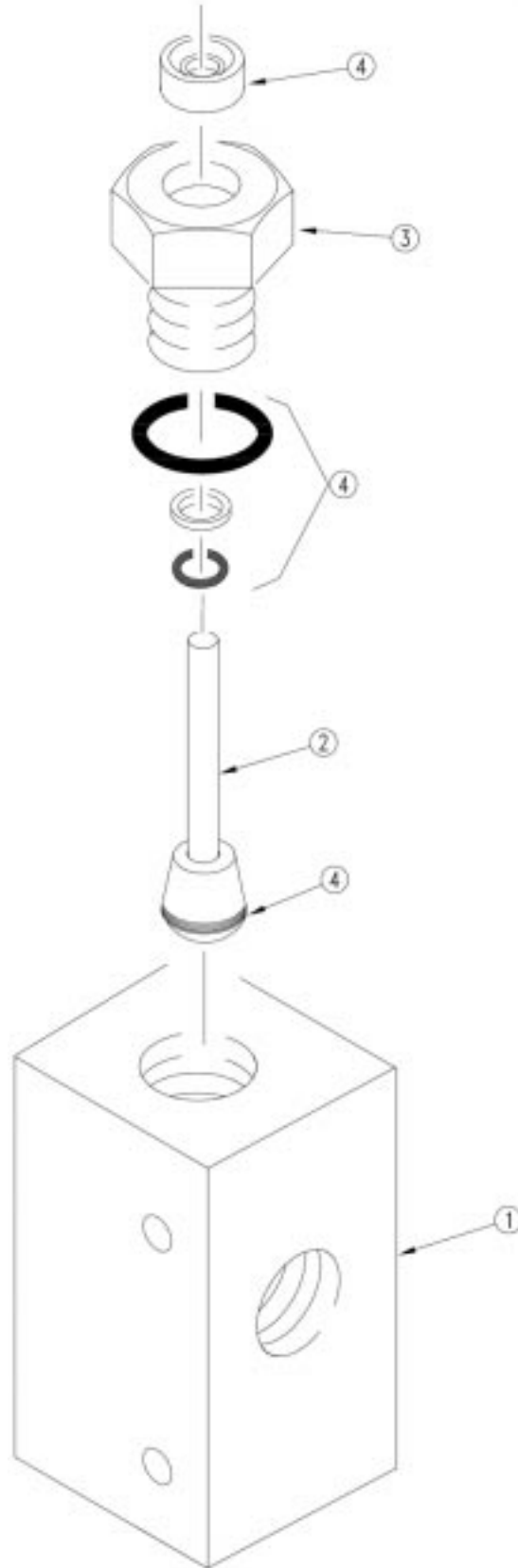
16327

**Hydraulic Shut-Off Valve (810-084C)**

Ref.	Part No.	Part Description	Comments
1.	810-335C	SEAL KIT MONARCH STROKE CONTRL	
2.	494665	MONARCH ROD CAP	
3.	492544	MONARCH STROKE CONTROL VALVE	

**Legend:** ① = 1st revision; ② = 2nd revision; ③ = 3rd revision; ● = use up existing stock; ⊗ = not interchangeable; ⊗ ① ② = for example: revision 2 is not interchangeable w/revision 1

**Stroke Control Valve (810-445C)**



19650

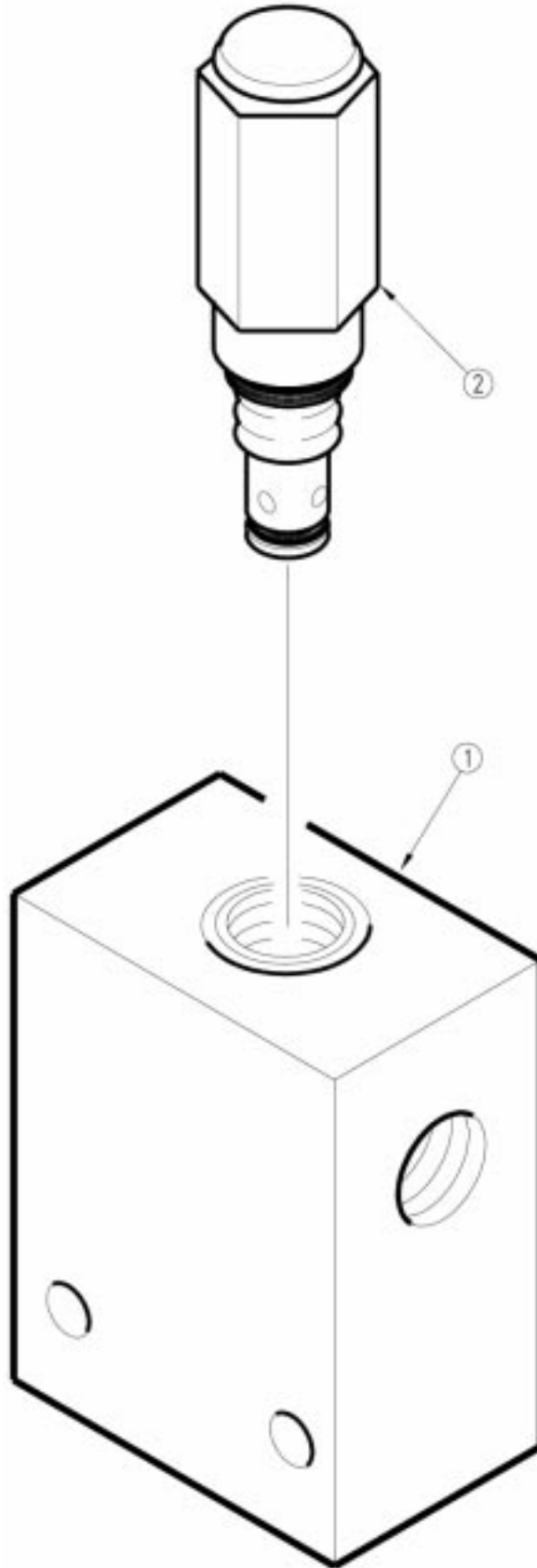


**Stroke Control Valve (810-445C)**

Ref.	Part No.	Part Description	Comments
1.	5396	BODY	
2.	5397	PISTON, WITH O-RING	
3.	8062	PLUG, ADAPTER, ASM.	
4.	810-446C	SEAL KIT 5398 810-445C	

**Legend:** ① = 1st revision; ② = 2nd revision; ③ = 3rd revision; ● = use up existing stock; ⊗ = not interchangeable; ⊗ ① ② = for example: revision 2 is not interchangeable w/revision 1

*Relief Valve (810-348C)*



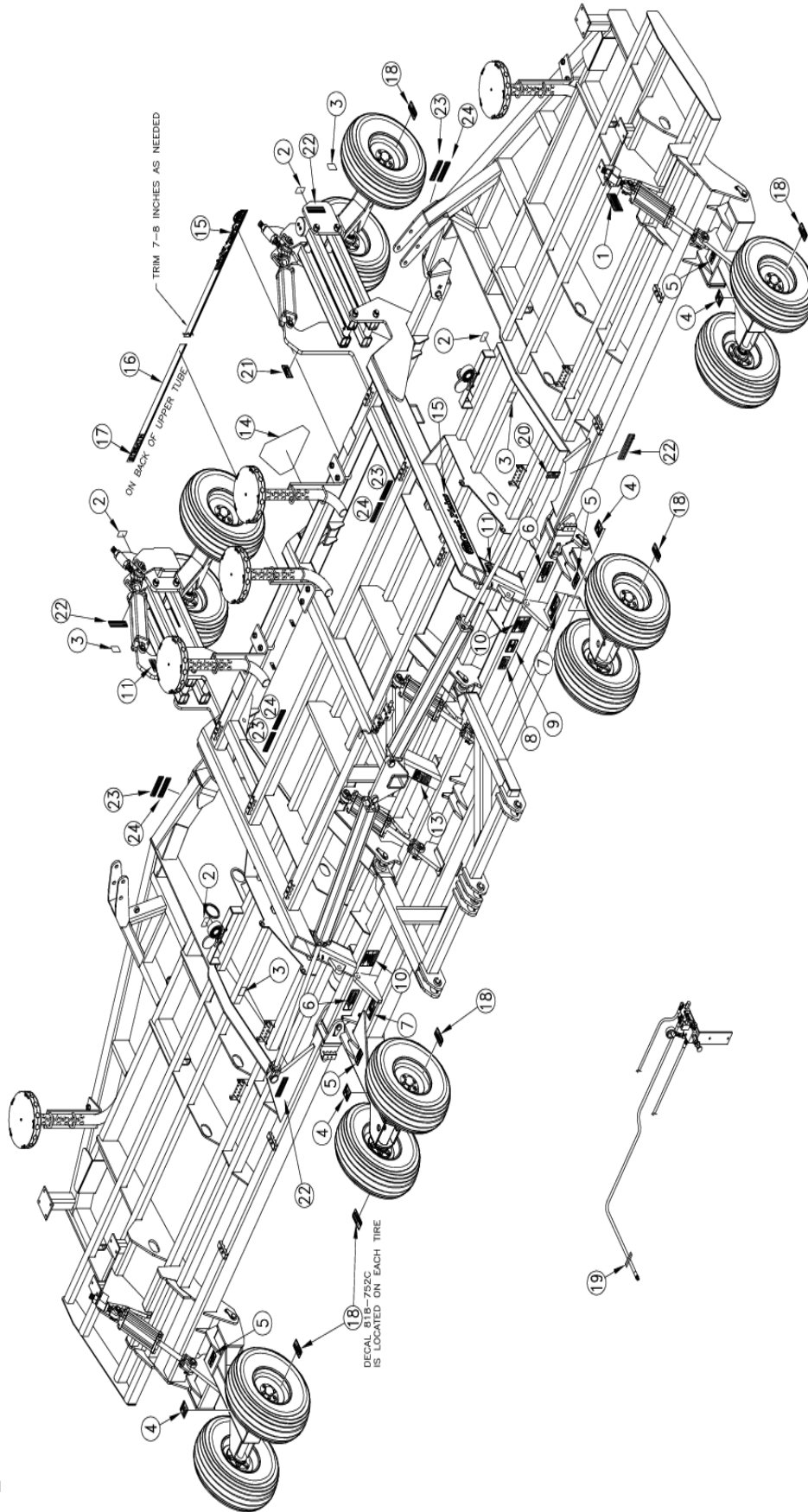
16441

**Relief Valve (810-348C)**

Ref.	Part No.	Part Description	Comments
1.	30102322	DELTA 3 PORT RELIEF VALVE BODY	
2.	85020105	DELTA RELIEF VALVE CARTRIDGE-1500 PSI	

**Legend:** ① = 1st revision; ② = 2nd revision; ③ = 3rd revision; ● = use up existing stock; ⊗ = not interchangeable; ⊗ ① ② = for example: revision 2 is not interchangeable w/revision 1

**Decal Placement**



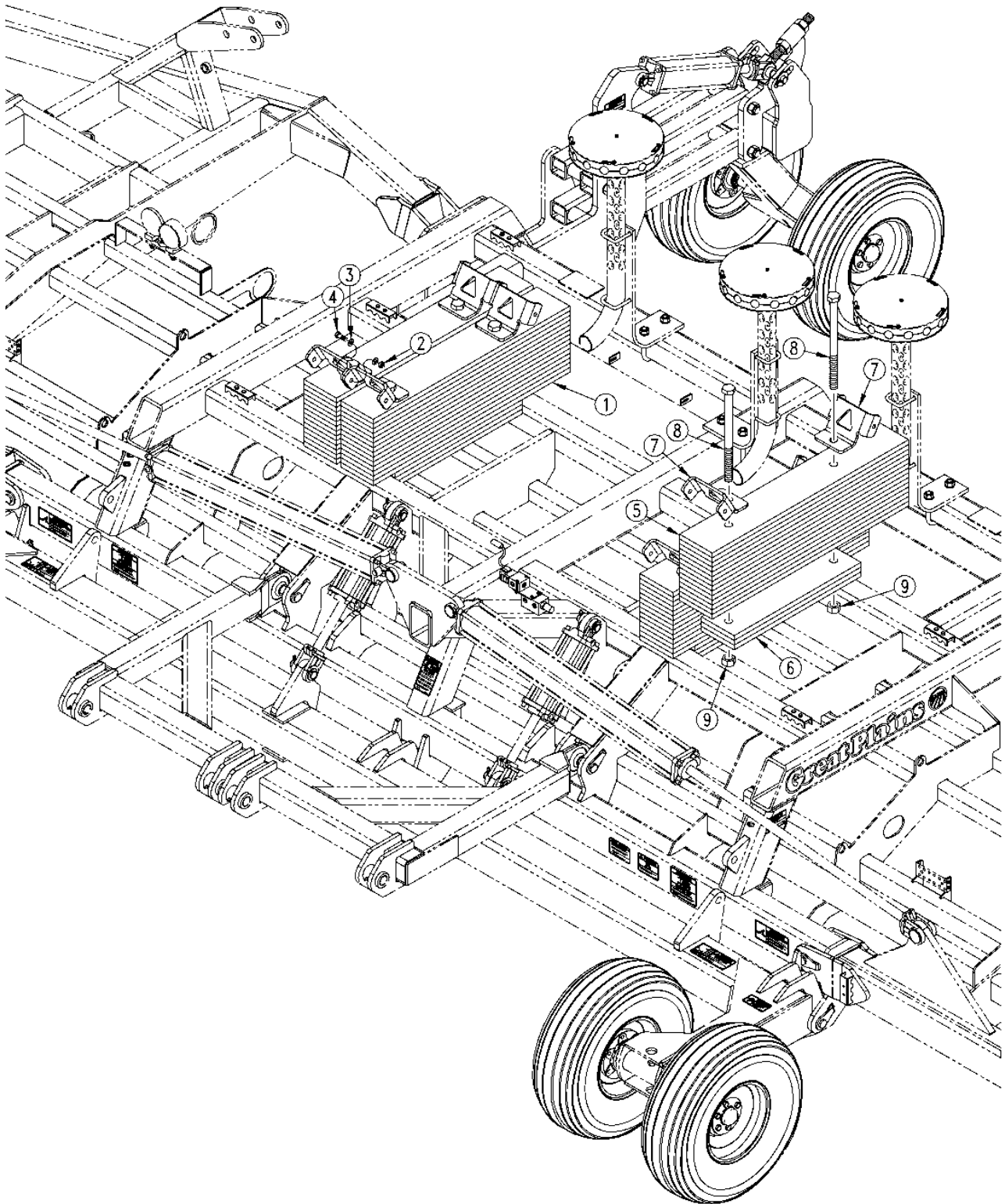
16371

**Decal Placement**

Ref.	Part No.	Part Description	Comments
1.	818-043C	DECAL LIFT CYL OPERATING INSTR	
2.	818-230C	DECAL RED REFLECTOR	2000-
3.	818-229C	DECAL AMBER REFLECTOR	2001-
4.	818-398C	DECAL CAUTION TIRES NOT A STEP	
5.	818-798C	DECAL WARNING PINCH POINT GEN	
6.	818-046C	DECAL DANGER CHARGE FOLD CYL	
7.	818-624C	DECAL DANGER CRUSH AD/IMPLEM	
8.	818-560C	DECAL NOTICE TO OWNER-NO WARRA	
9.	818-557C	DECAL DANGER CANNOT READ ENG	
10.	818-627C	DECAL DANGER ELECTROCUTION AUG	
11.	818-631C	DECAL NOTICE FOLD IMP/CYL LOCK	
12.	818-412C	DECAL GREAT PLAINS W/ LOGO	
13.	818-339C	DECAL WARNING HIGH PRESSUR SML	
14.	818-055C	DECAL SLOW MOVING-GALV. BACKED	Refer to page 3-5 for mounting hardware.
15.	838-161C	DECAL LOGO&GP F/STRIPE 4 X 24	
16.	⊗ 838-160C	<b>DECAL 3 COLOR STRIPE 2.50 WIDE</b>	
	Ⓜ 818-800C	<b>DECAL 4 COLOR STRIPE - 2 3/8</b>	
17.	⊗ 838-223C	<b>DECAL NTA3510</b>	
	Ⓜ 818-813C	<b>DECAL NTA3510</b>	
	⊗ 838-222C	<b>DECAL NTA3010</b>	
	Ⓜ 818-853C	<b>DECAL NTA3010</b>	
18.	818-752C	DECAL CAUTION TIRE 52 PSI	This decal is located on each tire.
19.	818-882C	DECAL SUMP	
20.	818-795C	DECAL SEL VALVE FOLD/FIELD	
21.	818-631C	DECAL NOTICE FOLD IMP/CYL LOCK	
22.	838-265C	DECAL REFLECTOR AMBER 1 1/2 x 9	2001+
23.	838-266C	DECAL REFLECTOR RED 1 1/2X9	2001+
24.	838-267C	DECAL REFLECTR DAYTIME 1 1/2X9	2001+

**Legend:** Ⓜ = 1st revision; ⊗ = 2nd revision; ⊕ = 3rd revision; ● = use up existing stock; ⊗ = not interchangeable; ⊗ ⊕ ⊗ = for example: revision 2 is not interchangeable w/revision 1

**Weights (160-296S)**



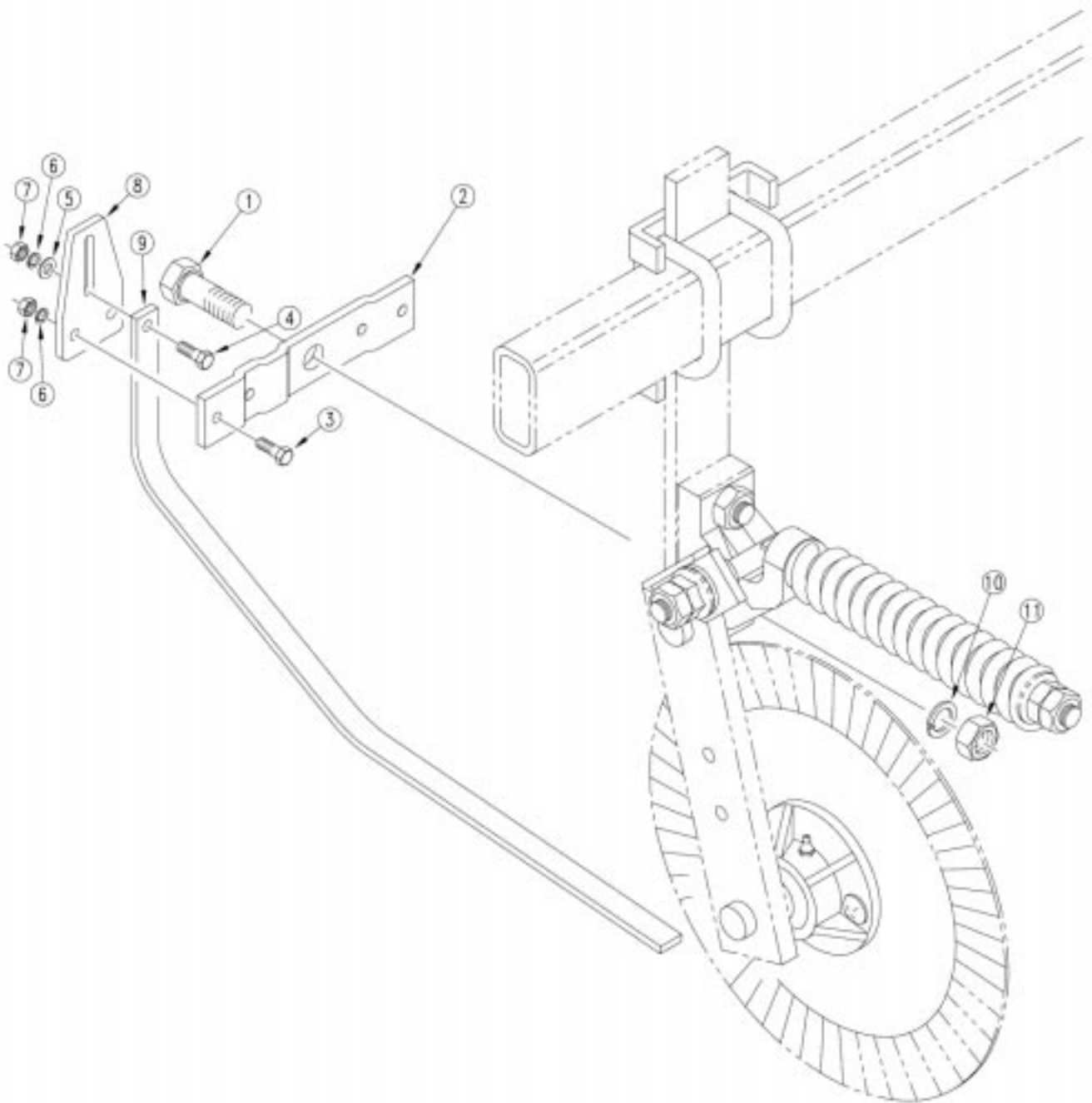
16398

**Weights (160-296S)**

Ref.	Part No.	Part Description	Comments
1.	160-296S 160-233A	NTA WEIGHT BRACKET ASSY REPLACED BY 160-296S	Includes items 5 thru 9
2.	803-019C	NUT LOCK 1/2-13 PLT	
3.	804-016C	WASHER FLAT 1/2 SAE PLT	
4.	802-091C	HHCS 1/2-13X1 1/2 GR5	
5.	160-628D	NTA WEIGHT BRKT. BAR-LONG	
6.	160-629D	NTA WEIGHT BKT. BAR-SHORT	
7.	160-630D	NTA WEIGHT BRKT MOUNT	
8.	802-712C	HHCS 1-8X14 GR5 SPTH	
9.	803-168C	NUT HEX TOP LOCK 1-8 PLT	

**Legend:** ① = 1st revision; ② = 2nd revision; ③ = 3rd revision; ● = use up existing stock; ⊗ = not interchangeable; ⊗ ① ② = for example: revision 2 is not interchangeable w/revision 1

*Coulter Tine*



15683

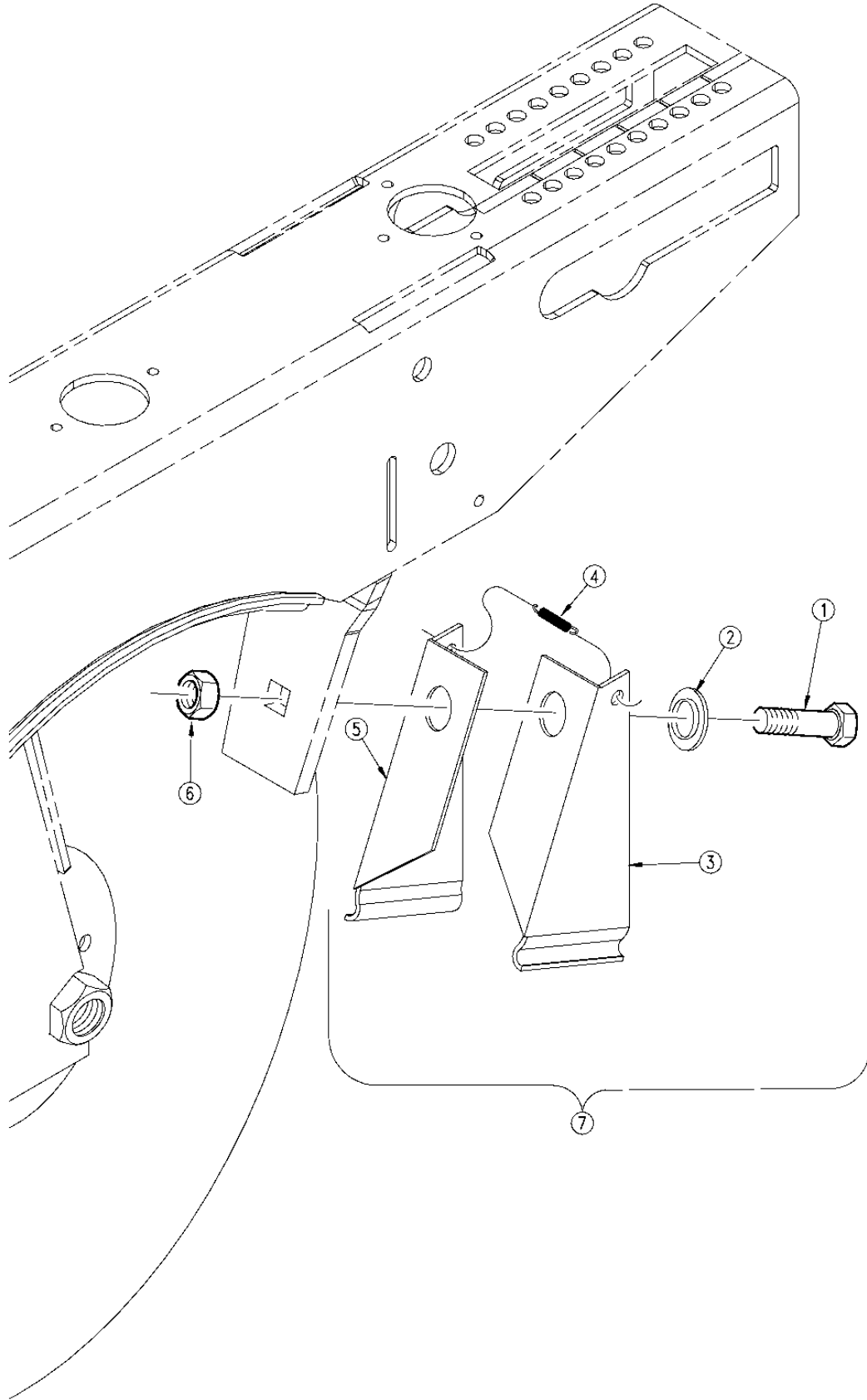


**Coulter Tine**

Ref.	Part No.	Part Description	Comments
1.	802-126C	HHCS 7/8-9X3 1/2 GR5	
2.	149-550D	COULTER TINE MOUNT	
3.	802-100C	HHCS 5/8-11X4 1/2 GR5	
4.	802-022C	HHCS 3/8-16X1 1/2 GR5	
5.	804-011C	WASHER FLAT 3/8 USS PLT	
6.	804-013C	WASHER LOCK SPRING 3/8 PLT	
7.	803-014C	NUT HEX 3/8-16 PLT	
8.	149-549D	COULTER TINE CLAMP PLATE	
9.	820-114C	2SNT COULTER TINE	
10.	804-037C	WASHER LOCK SPRING 7/8 PLT	
11.	803-049C	NUT HEX 7/8-9 PLT	

**Legend:** ① = 1st revision; ② = 2nd revision; ③ = 3rd revision; ● = use up existing stock; ⊗ = not interchangeable; ⊗ ① ② = for example: revision 2 is not interchangeable w/revision 1

Spring Scraper Assembly



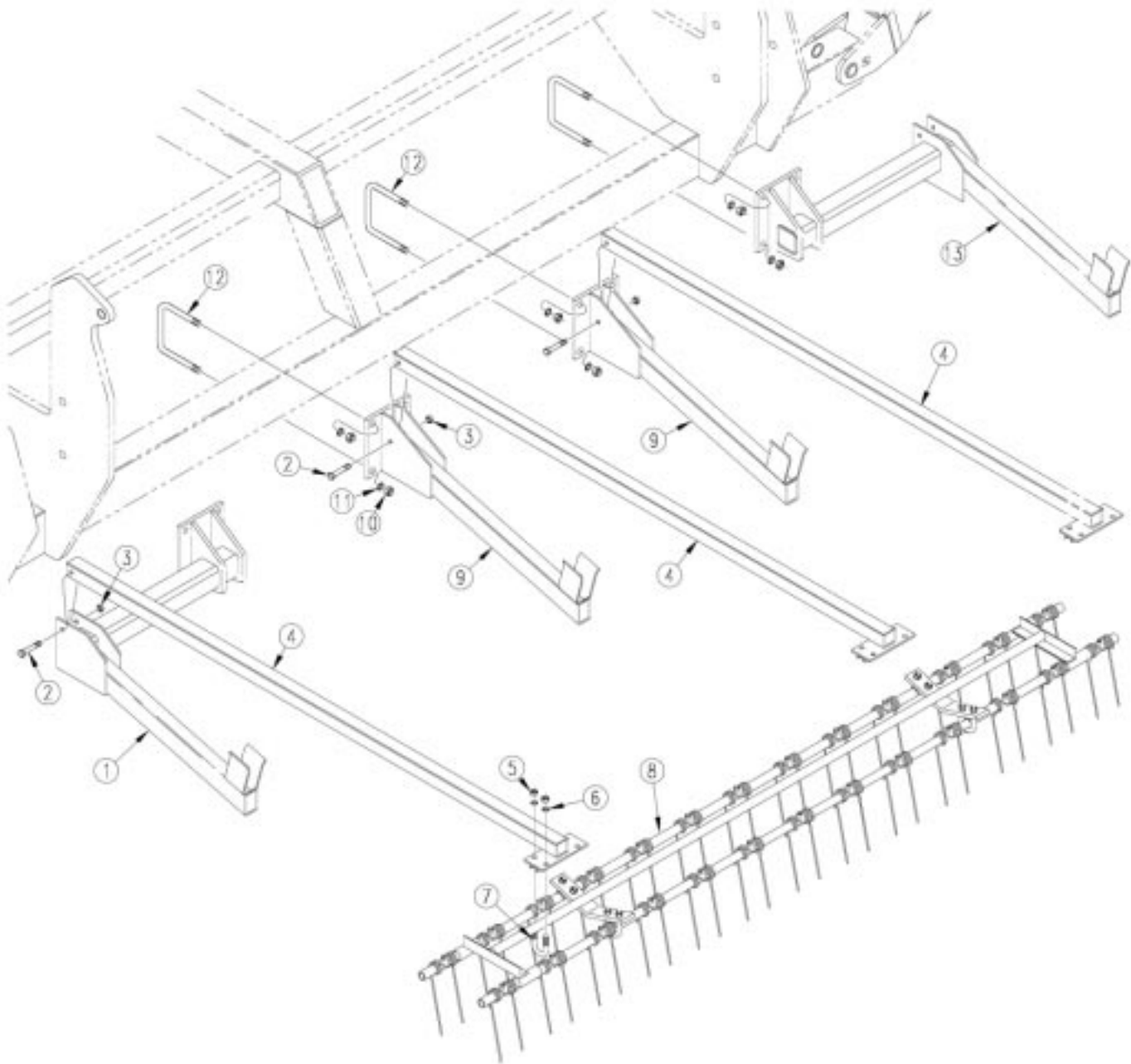
16402

**Spring Scraper Assembly**

Ref.	Part No.	Part Description	Comments
1.	802-079C	HHCS 3/8-16X1 1/4 GR5	
2.	K7096	SPACER AND WASHER ASSEMBLY	
3.	K7090	AIR DESIGN SCRAPER LH SIDE	
4.	K7093	AIR DESIGN SCRAPER 15LB SPRING	
5.	K7091	AIR DESIGN SCRAPER RH SIDE	
6.	803-014C	NUT HEX 3/8-16 PLT	
7.	121-781A	SPRING SCRAPER ASSEMBLY	

**Legend:** ① = 1st revision; ② = 2nd revision; ③ = 3rd revision; ● = use up existing stock; ⊗ = not interchangeable; ⊗ ① ② = for example: revision 2 is not interchangeable w/revision 1

*Harrow Center Mount*



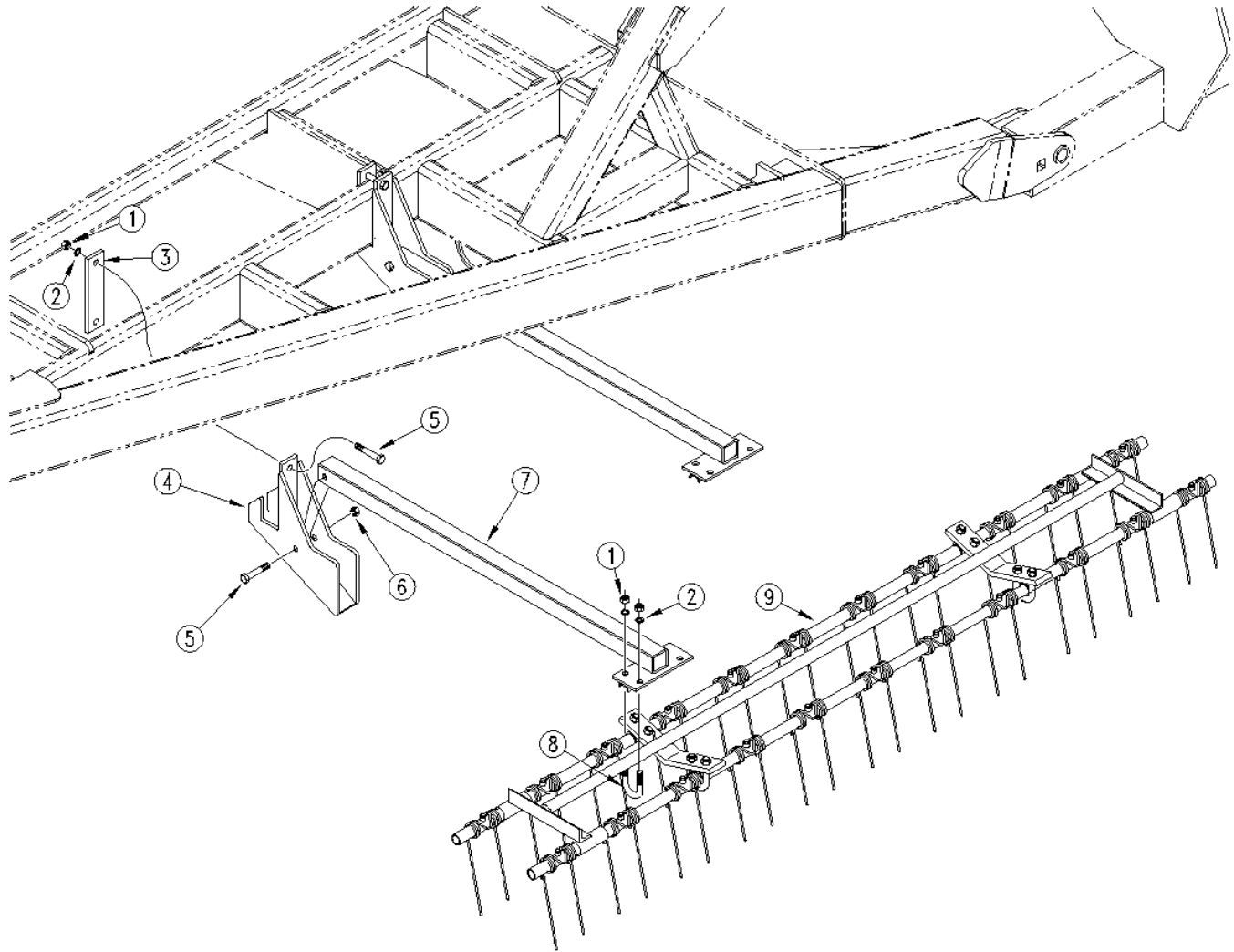
16949

**Harrow Center Mount**

Ref.	Part No.	Part Description	Comments
1.	116-174H	NTA HARROW LH CENTER OS MNT	
2.	802-226C	HHCS 1/2-13X2 3/4 GR5	
3.	803-147C	NUT HEX NYLOCK 1/2-13	
4.	116-177H	NTA HARROW CENTER HANGER TUBE	
5.	803-020C	NUT HEX 1/2-13 PLT	
6.	804-015C	WASHER LOCK SPRING 1/2 PLT	
7.	806-046C	U-BOLT 1/2-13 X 1 3/8X2 3/4 LG	
8.	116-180K	NTA HARROW CENTER ASSY	
9.	116-176H	NTA HARROW INNER CENTER MNT	
10.	803-021C	NUT HEX 5/8-11 PLT	
11.	804-022C	WASHER LOCK SPRING 5/8 PLT	
12.	806-016C	U-BOLT 5/8-11 X 6 1/32 X 5 3/8	
13.	116-175H	NTA HARROW RH CENTER OS MNT	

**Legend:** ● = 1st revision; ● = 2nd revision; ● = 3rd revision; ● = use up existing stock; ⊗ = not interchangeable; ⊗ ① ● = for example: revision 2 is not interchangeable w/revision 1

*Harrow Wing Mount*



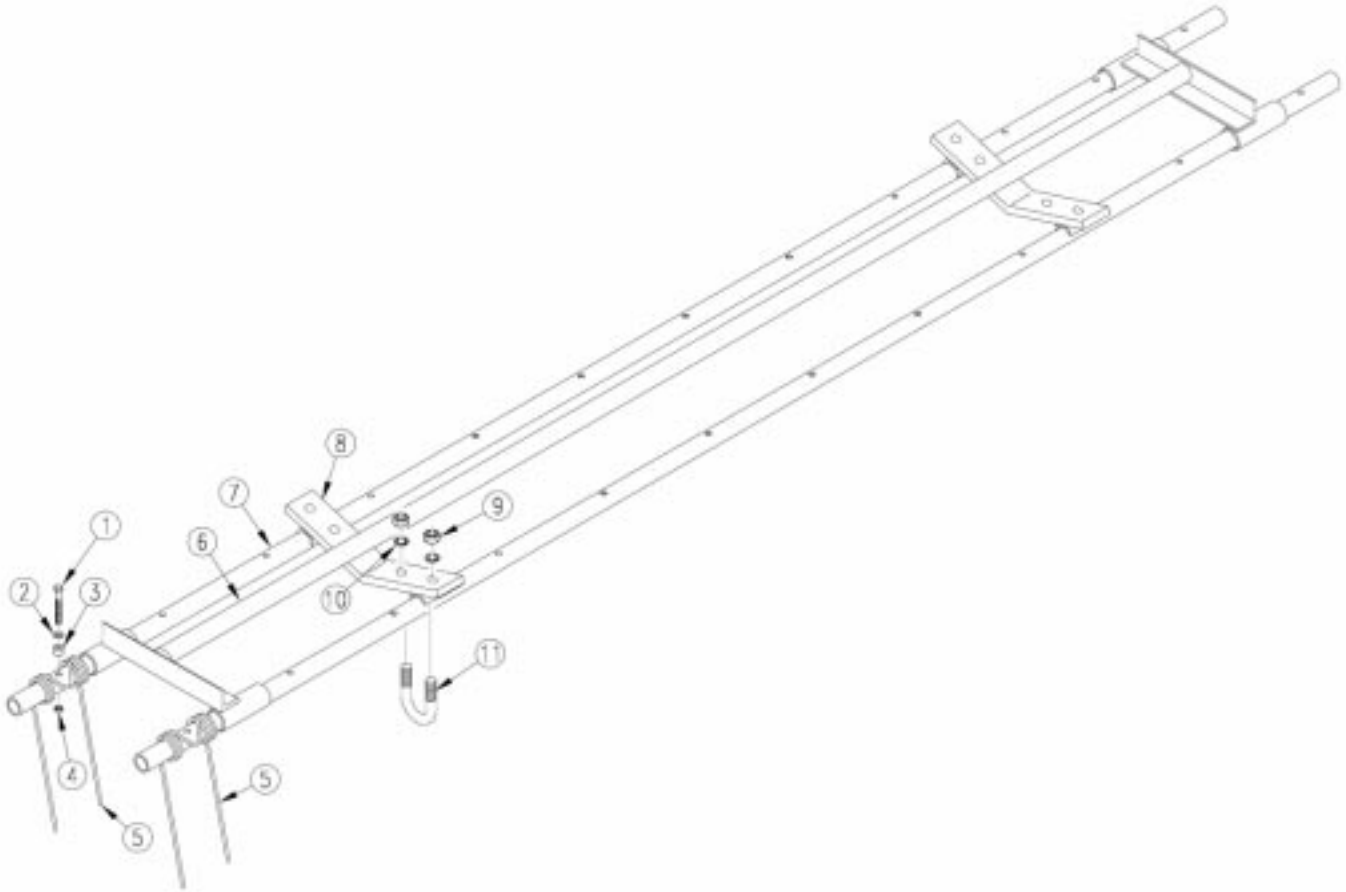
16950

**Harrow Wing Mount**

Ref.	Part No.	Part Description	Comments
1.	803-020C	NUT HEX 1/2-13 PLT	
2.	804-015C	WASHER LOCK SPRING 1/2 PLT	
3.	116-206D	NTA HARROW WING MOUNT BRKT BAR	
4.	116-173H	NTA HARROW WING MOUNT	
5.	802-226C	HHCS 1/2-13X2 3/4 GR5	
6.	803-147C	NUT HEX NYLOCK 1/2-13	
7.	116-178H	NTA HARROW WING HANGER TUBE	
8.	806-046C	U-BOLT 1/2-13 X 1 3/8X2 3/4 LG	
9.	116-181K	NTA35 HARROW ASSY LH WING	
	116-182K	NTA35 HARROW ASSY RH WING	
	116-183K	NTA30 HARROW ASSY WING	

**Legend:** ① = 1st revision; ② = 2nd revision; ③ = 3rd revision; ● = use up existing stock; ⊗ = not interchangeable; ⊗ ① ② = for example: revision 2 is not interchangeable w/revision 1

*Harrow Assembly*



16951



**Harrow Assembly**

Ref.	Part No.	Part Description	Comments
1.	802-138C	HHCS 5/16-18X2 1/4 GR5	
2.	804-010C	WASHER FLAT 5/16 USS PLT	
3.	890-351C	BUSHING 5/8 OD X 11/32 ID	
4.	803-084C	NUT HEX NYLOCK 5/16-18 PLT	
5.	807-079C	HARROW DBL TORSION SPRG 11 IN	
6.	116-064H	20' FRAME WELDMENT	All except NTA3010 wings.
	116-179H	NTA HARROW WING FRAME - 30'	For NTA3010 wings.
7.	116-116D	14' TINE TUBE	For NTA3010 wings.
	116-205D	NTA HARROW TINE TUBE-35' WING	For NTA3510 wings.
	116-208D	NTA HARROW TINE TUBE - CTR	For all centers.
8.	116-062H	CENTER BRACE WELDMENT	
9.	803-020C	NUT HEX 1/2-13 PLT	
10.	804-015C	WASHER LOCK SPRING 1/2 PLT	
11.	806-046C	U-BOLT 1/2-13 X 1 3/8X2 3/4 LG	

**Legend:** ● = 1st revision; ● = 2nd revision; ● = 3rd revision; ● = use up existing stock; ⊗ = not interchangeable; ⊗ ① ● = for example: revision 2 is not interchangeable w/revision 1