

# Parts Manual

Model ADC2220  
Air Drill Cart

# Great Plains

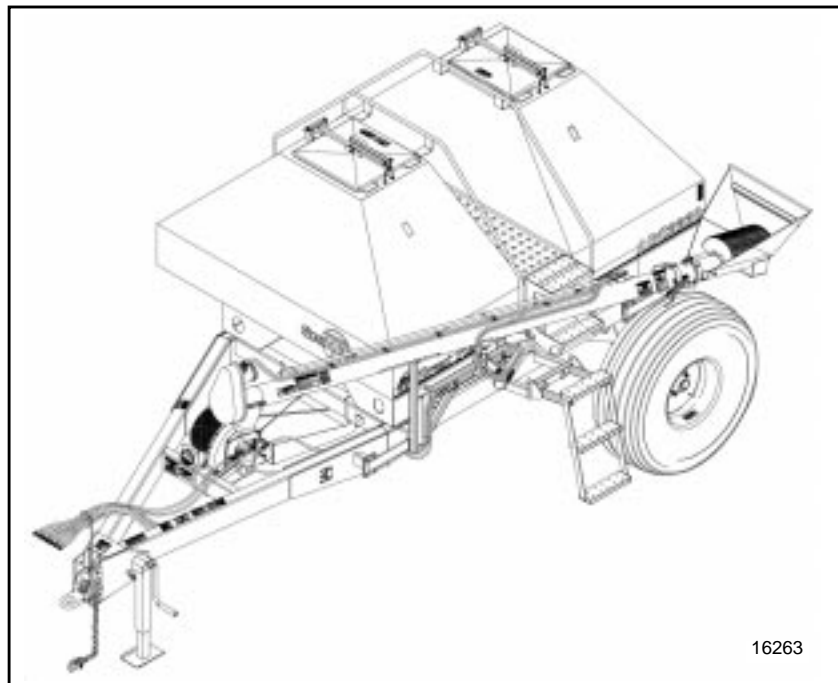
Manufacturing, Inc.

P.O. Box 5060 • Salina, Kansas 67402-5060



Read the Operator's manual entirely. When you see this symbol, the subsequent instructions and warnings are serious - follow without exception. Your life and the lives of others depend on it!

# Great Plains



*Cover illustration may show optional equipment not supplied with standard unit.*

# Table of Contents

<b>Section 1 Introduction</b> . . . . .	<b>1-1</b>	Drive Wheel to Electric Clutch . . . . .	5-1
<b>General Information</b> . . . . .	<b>1-1</b>	Electric Clutch to Gearbox Drive . . . . .	5-3
Revisions . . . . .	1-1	Gearbox to Meter Box Drive . . . . .	5-5
Touch-up Paint and Manual Information . . . . .	1-1	Vansco Monitor/Harness . . . . .	5-7
Replacement Hardware . . . . .	1-1	Gearbox Levers . . . . .	5-9
Part Number Service Coding . . . . .	1-2	Front Gearbox (S/N Y1000-Y1062) . . . . .	5-11
Part Number Index . . . . .	1-3	Front Gearbox (S/N Y1063+) . . . . .	5-13
<b>Section 2 Frame and Bins</b> . . . . .	<b>2-1</b>	Rear Gearbox (S/N Y1000-Y1062) . . . . .	5-15
Hitch and Frame Assembly . . . . .	2-1	Rear Gearbox (S/N Y1063+) . . . . .	5-17
Rotating Square Jack (116-065K) (S/N Y1000-Y1009) . . . . .	2-3	<b>Section 6 Hydraulic System</b> . . . . .	<b>6-1</b>
Rotating Square Hammerblow Jack(890-610C) Bulter Jack Assembly (890-610C) (S/N Y1010+) . . . . .	2-5 2-7	Hydraulic System . . . . .	6-1
Left and Right Hubs . . . . .	2-9	Fan Hydraulic System (S/N Y1077-) . . . . .	6-3
Hub and Wheel . . . . .	2-11	Fan Hydraulic System (S/N Y1078+) . . . . .	6-5
Bin Assembly . . . . .	2-13	Double Selector Valve (810-274C) . . . . .	6-7
Bin to Frame . . . . .	2-15	Valve 4Way 3Pos Op Cen Dir (810-268C) . . . . .	6-9
Step and Handrail . . . . .	2-17	NTA35 Control Valve (S/N Y1077-) . . . . .	6-11
<b>Section 3 Metering System</b> . . . . .	<b>3-1</b>	Pressure Reducing Valve (810-349C) . . . . .	6-13
Meterbox . . . . .	3-1	Relief Valve (810-348C) . . . . .	6-15
Meterbox (S/N Y1128+) . . . . .	3-3	<b>Section 7 Auger</b> . . . . .	<b>7-1</b>
Meter Shaft Breakdown . . . . .	3-5	Auger . . . . .	7-1
<b>Section 4 Fan and Air System</b> . . . . .	<b>4-1</b>	Auger Hydraulic Drive . . . . .	7-3
Fan and Transition . . . . .	4-1	Auger Hydraulic Drive . . . . .	7-5
<b>Section 5 Drives</b> . . . . .	<b>5-1</b>	<b>Section 8 Decals</b> . . . . .	<b>8-1</b>
		Decal Placement . . . . .	8-1

© Copyright 2000 All rights Reserved

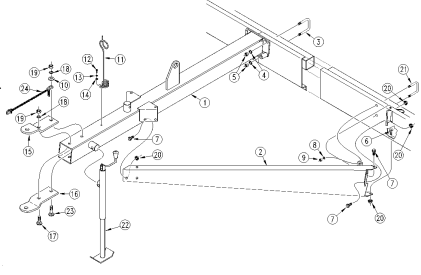
Great Plains Manufacturing, Inc. provides this publication "as is" without warranty of any kind, either expressed or implied. While every precaution has been taken in the preparation of this manual, Great Plains Manufacturing, Inc. assumes no responsibility for errors or omissions. Neither is any liability assumed for damages resulting from the use of the information contained herein. Great Plains Manufacturing, Inc. reserves the right to revise and improve its products as it sees fit. This publication describes the state of this product at the time of its publication, and may not reflect the product in the future. The illustrations in this manual are not intended for safe and proper assembly or disassembly of equipment. The illustrations are intended for ordering parts only.

Great Plains Manufacturing, Incorporated Trademarks

The following are trademarks of Great Plains Mfg., Inc.: Application Systems, Ausherman, Land Pride, Great Plains

All other brands and product names are trademarks or registered trademarks of their respective holders.

Printed in the United States of America.

Section Number & Description	Serial Number Break	Illustration Page	Parts Page
<p>Section 2 Frames  <b>Tongue &amp; Pull Bar (S/N 00000-)</b>                      Great Plains Mfg., Inc.</p> <p><b>Illustration Heading</b></p>  <p><b>Illustration</b></p> <p><b>Illustration Number</b></p> <p>10207</p> <p>2-1 EWD13 13' End Wheel Drill 175-083P 5/21/98</p> <p><b>Left Page Number</b></p> <p><b>Manual Name &amp; Number</b></p> <p><b>New or Modification Date</b></p>			<p>Great Plains Mfg., Inc. Section 2 Frames  <b>Tongue &amp; Pull Bar (S/N 00000-)</b></p> <p><b>Parts List</b></p> <ol style="list-style-type: none"> <li>1. 177-001H 13' END WHEEL TONGUE WELDMENT</li> <li>2. 177-004H PULL BAR WELDMENT LH</li> <li>3. 177-005H PULL BAR WELDMENT RH</li> <li>4. 806-032C U-BOLT 5/8-11 X 3 17/32 UNEVEN</li> <li>5. 804-022C WASHER LOCK SPRING 5/8 PLT</li> <li>6. 803-021C NUT HEX 5/8-11 PLT</li> <li>7. 802-183C RHSNB 1/2-13X1 GR5</li> <li>8. 802-083C HFSS 1/2-13X1 1/4 GR8</li> <li>9. 804-015C WASHER LOCK SPRING 1/2 PLT</li> <li>10. 803-020C NUT HEX 1/2-13 PLT</li> <li>11. 177-587D SAFETY CHAIN WASHER</li> <li>12. 807-023C SPRING HOSE LOOP</li> <li>13. 801-028C SCREW HEX 3/8-16X1 TYPE F</li> <li>14. 804-013C WASHER LOCK SPRING 3/8 PLT</li> <li>15. 804-012C WASHER FLAT 3/8 SAE PLT</li> <li>16. 177-009D CLEVIS HITCH TOP HALF</li> <li>17. 177-008D CLEVIS HITCH BOTTOM HALF</li> <li>18. 802-177C RHSNB 3/4-10X2 1/2 GR5</li> <li>19. 804-023C WASHER LOCK SPRING 3/4 PLT</li> <li>20. 803-027C NUT HEX 3/4-10 PLT</li> <li>21. 803-037C NUT HEX WHIZ 1/2-13 PLT</li> <li>22. 806-028C U-BOLT 1/2-13 X 3 17/32 X4 3/4</li> <li>23. 890-118C SCREW JACK 2000#</li> <li>24. 802-289C RHSNB 3/4-10X3 GR5</li> <li>890-182C SAFETY CHAIN 10000 LB</li> </ol> <p>7/1/98 EWD13 13' End Wheel Drill 175-083P 2-2</p> <p><b>Right Page Number</b></p>

## General Information

### Revisions

Please refer to the date at the bottom of each page for the most current version of the equipment. Serial number breaks are at the top of the page at the end of the illustration heading, refer to the illustration above.

### Touch-up Paint and Manual Information

Repaint parts where paint is worn or scratched to prevent rust. Aerosol touch-up paint is available. To order use Great Plains part numbers below:

- GP Green . . . . .821-001C
- GP Black . . . . .821-002C
- GP Beige . . . . .821-003C
- GP Buckskin . . . . .821-004C
- LP Beige . . . . .821-011C
- LP Black . . . . .821-032C

Replacement manuals available. Use Great Plains part 167-073P.

### Replacement Hardware

All bolts and nuts are grade 5 unless otherwise noted. The use of improper grades of hardware can result in personal injury, damage to equipment, or loss of property. See **“Hardware Legend”** on page 1-2, for hardware abbreviations used within all parts lists.

## Hardware Legend

AR	As Required
BLADE	Blade Bolt
C	Cap Screw
CP	Cotter Pin
CPHSSS	Cup Point Hex Socket Set Screw
CPSHSS	Cup Point Square Head Set Screw
CPSQHSS	Cup Point Square Head Set Screw
CRFCHMS	Cross Recess Flat Countersunk Head Mach. Screw
CRPHMS	Cross Recess Pan Head Machine Screw
CRPHTFS	Cross Recess Pan Head Thread Forming
CRRHMS	Cross Recess Round Head Machine Screw
CRTHMS	Cross Recess Truss Head Machine Screw
CSNB	Countersunk Square Neck Bolt
FHMS	Flat Head Machine Screw
FTC	Full Thread Cap Screw
H	Hex Nut
HCLN	Hex Center Lock Nut
HFLCS	Hex Flange Lock Cap Screw
HFS	Hex Flange Screw
HFSLN	Hex Flange Serrated Lock Nut
HFSS	Hex Flange Serrated Screw
HHCS	Hex Head Cap Screw or Metric Bolt
HSBHCS	Hex Socket Button Head Cap Screw
HSFCHCS	Hex Socket Flat Countersunk Head Cap Screw
HSHCS	Hex Socket Head Cap Screw
HSSS	Hex Socket Head Screw
HTLN	Hex Top Lock Nut
HWHCS	Hex Washer Head Cap Screw

HWHMS	Hex Washer Head Machine Screw
HXBHCS	Hex Socket Button Head Cap Screw
J	Hex Jam Nut
JIC	37 Degree Tapered Thread
L	Helical Spring Lock Washer
LUG	Lug Bolt
NFC	National Fine Cap Screw
NPSM	National Pipe Straight Mechanical
NPTF	National Pipe Taper Fuel
P	Wide Plain Washer
PHMS	Pan Head Machine Screw
PLOW	Plow Bolt
RHMS	Round Head Machine Screw
RHSNB	Round Head Square Neck Bolt
SCREW LEVELING	Leveling Screw
SCREW THUMB	Thumb Screw
SCREW WELD	Weld Screw
SFCHMS	Slotted Flat Countersunk Head Machine Screw
SFHMS	Slotted Fillister Head Machine Screw
SP	Special
SP SCREW	Special Screw
SQHSS	Square Head Set Screw
SRHMS	Slotted Round Head Machine Screw
SSS	Socket Set Screw
STCS	Self Tapping Cap Screw
STHMS	Slotted Truss Head Machine Screw
WHEEL	Wheel Studs and Hub Long Bolts
WING	Wing Bolt

## Part Number Service Coding

Within the following parts lists some part numbers are coded for revisions and interchangeability.

### Legend:

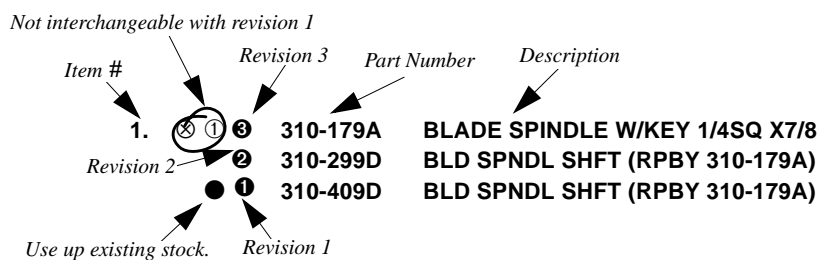
Newest serial numbers are listed first.

**Bold face type indicates parts that are serviced. These parts are considered interchangeable, if it supersedes another part, unless otherwise noted.**

### Example:

- (S/N 20001+) Includes serial numbers 20001 and above (to the newest numbers)
- (S/N 10001↔20000) Includes serial numbers between and including 10001 and 20000
- (S/N 10000-) Includes serial numbers 10000 and below (to the oldest number)

- ① First revision, e.g.; ② is 2nd revision, ③ is 3rd revision, etc. (Greater numbers are the newest.)
- The existing stock for this part should be used up before ordering the new part.
- ⊗ Not interchangeable
- ⊗①② Revision 2 is not interchangeable w/1



## Part Number Index

Part Number	Page	Part Number	Page	Part Number	Page	Part Number	Page
10-50057	2-8	166-105H	2-2	168-196H	5-16	168-323D	3-4
10-50058	2-8	166-106H	5-4	168-205H	4-2	168-328H	3-4
10-70020	2-8	166-107H	5-10	168-208D	5-12	168-344S	3-4
10-80012	2-8	166-108H	7-2	168-208D	5-16	168-344S	3-6
10-80028	2-8	166-109H	7-2	168-209D	5-12	168-345S	3-4
10-80054	2-8	166-110H	7-2	168-209D	5-16	168-345S	3-6
10-80147	2-8	166-113H	7-2	168-212D	5-12	168-348S	3-4
20-20028	2-8	166-114H	5-4	168-212D	5-16	168-348S	3-6
001015	2-6	166-117H	2-18	168-213D	5-12	168-349S	3-4
1079	6-10	166-118H	2-18	168-213D	5-16	168-349S	3-6
1079	6-8	166-119H	4-2	168-240D	5-2	168-350S	3-4
1084	6-8	166-120H	2-18	168-243D	3-2	168-350S	3-6
1284	6-10	166-123H	7-2	168-245H	5-10	168-351S	3-4
1285	6-10	166-124H	7-2	168-246H	5-10	168-351S	3-6
1285	6-8	166-125H	7-2	168-247H	5-12	168-376D	5-18
5070	6-14	166-126H	7-2	168-247H	5-16	168-378D	5-14
5075	6-14	166-293D	7-2	168-250K	2-12	168-398D	3-6
5089	6-14	166-300D	7-2	168-251D	3-2	168-409D	3-6
5106	6-14	166-405D	7-2	168-269D	3-2	170-033H	2-2
006125	2-6	166-413D	7-2	168-276D	5-2	170-034H	2-2
009052	2-6	166-451D	5-10	168-276D	5-4	170-058H	2-2
009062	2-6	166-463D	7-2	168-276D	7-4	181-151C	5-2
015796	2-6	166-512D	7-2	168-283D	5-12	188-009V	3-2
016048	2-6	166-561D	7-6	168-283D	5-16	188-009V	3-4
016053	2-6	166-562D	7-6	168-295H	3-2	188-009V	3-6
017012	2-6	167-035H	2-14	168-300D	5-12	194-070D	2-2
17089	4-2	167-044H	2-14	168-300D	5-16	204-221D	5-10
017802	2-6	167-048H	2-14	168-308D	5-2	2H-200GP	2-8
017806	2-6	167-049H	2-14	168-323D	3-2	2H-30080	2-8
020022	2-6	167-050H	2-14	168-354D	5-4	2H-30081	2-8
020023	2-6	167-051H	2-14	168-355D	5-2	2H-300GP	2-8
21121	4-2	167-054H	2-14	168-358D	5-10	3146A91	7-4
23318	4-2	167-055L	2-16	168-363D	4-2	3198A1	7-4
23320	4-2	167-063H	2-14	168-364D	4-2	50279A1	7-6
41478	7-4	167-067L	2-16	168-157H	5-14	6318C	7-4
54008	7-4	167-089A	2-14	168-157H	5-18	6382C	7-4
701140	2-6	167-112D	2-14	168-164H	5-14	640069X	2-6
712205	2-6	167-171D	6-12	168-164H	5-18	6514A1	7-4
835128	7-4	167-172D	2-14	168-185H	3-4	6514A1	7-6
1004175	7-4	167-173D	2-14	168-186H	3-2	701029X	2-6
1008493	7-4	167-096H	2-14	168-187D	5-14	800-001C	7-2
1008495	7-4	167-099H	2-14	168-187D	5-18	800-042C	2-4
30102322	6-16	168-003H	5-8	168-188D	5-14	800-046C	2-4
85020105	6-16	168-094D	4-2	168-188D	5-18	800-051C	5-10
10084XX	7-2	168-123D	5-2	168-189H	3-4	800-051C	7-2
107-112D	3-2	168-141D	4-2	168-190H	3-4	800-060C	5-8
1088-210	6-10	168-155H	5-12	168-208D	5-14	800-064C	4-2
1088-210	6-8	168-156H	5-16	168-208D	5-18	800-066C	5-12
1089-210	6-10	168-157H	5-12	168-212D	5-14	800-066C	5-16
1089-210	6-8	168-157H	5-16	168-212D	5-18	800-088C	5-12
113-164D	7-2	168-158H	5-12	168-213D	5-14	800-088C	5-16
1132-4	6-10	168-158H	5-16	168-213D	5-18	800-179C	3-2
116-037H	2-4	168-164H	5-12	168-213D	5-18	800-180C	4-2
116-038H	2-4	168-164H	5-16	168-243D	3-4	800-180C	4-2
116-042H	2-4	168-180H	4-2	168-247H	5-14	800-285C	7-2
116-055D	2-4	168-183D	5-2	168-247H	5-18	800-015C	2-4
116-061H	2-4	168-185H	3-2	168-248K	5-4	800-021C	5-14
116-062D	2-4	168-185H	5-12	168-249K	5-4	800-021C	5-18
116-064D	2-4	168-187D	5-16	168-251D	3-4	800-034C	4-2
116-065D	2-4	168-187D	5-16	168-268H	5-18	800-035C	2-14
116-068D	2-4	168-187K	2-14	168-269H	5-14	800-041C	2-18
116-069D	2-4	168-188D	5-12	168-270H	5-14	800-044C	6-2
116-066D	2-4	168-188D	5-16	168-270H	5-18	800-044C	2-8
119-032D	2-18	168-188S	3-2	168-274H	5-14	800-066C	5-14
119-155D	2-18	168-189H	3-2	168-274H	5-18	800-066C	5-18
136-148D	7-6	168-190H	3-2	168-277K	2-14	800-067C	3-4
161-131D	5-2	168-191H	5-6	168-278S	3-2	800-067C	4-2
161-131D	5-6	168-192H	5-6	168-283D	5-14	800-088C	5-14
166-064H	2-18	168-193H	5-12	168-283D	5-18	800-088C	5-18
		168-194H	5-16	168-300D	5-14	800-151C	7-2
		168-195H	5-12	168-300D	5-18	800-179C	3-4

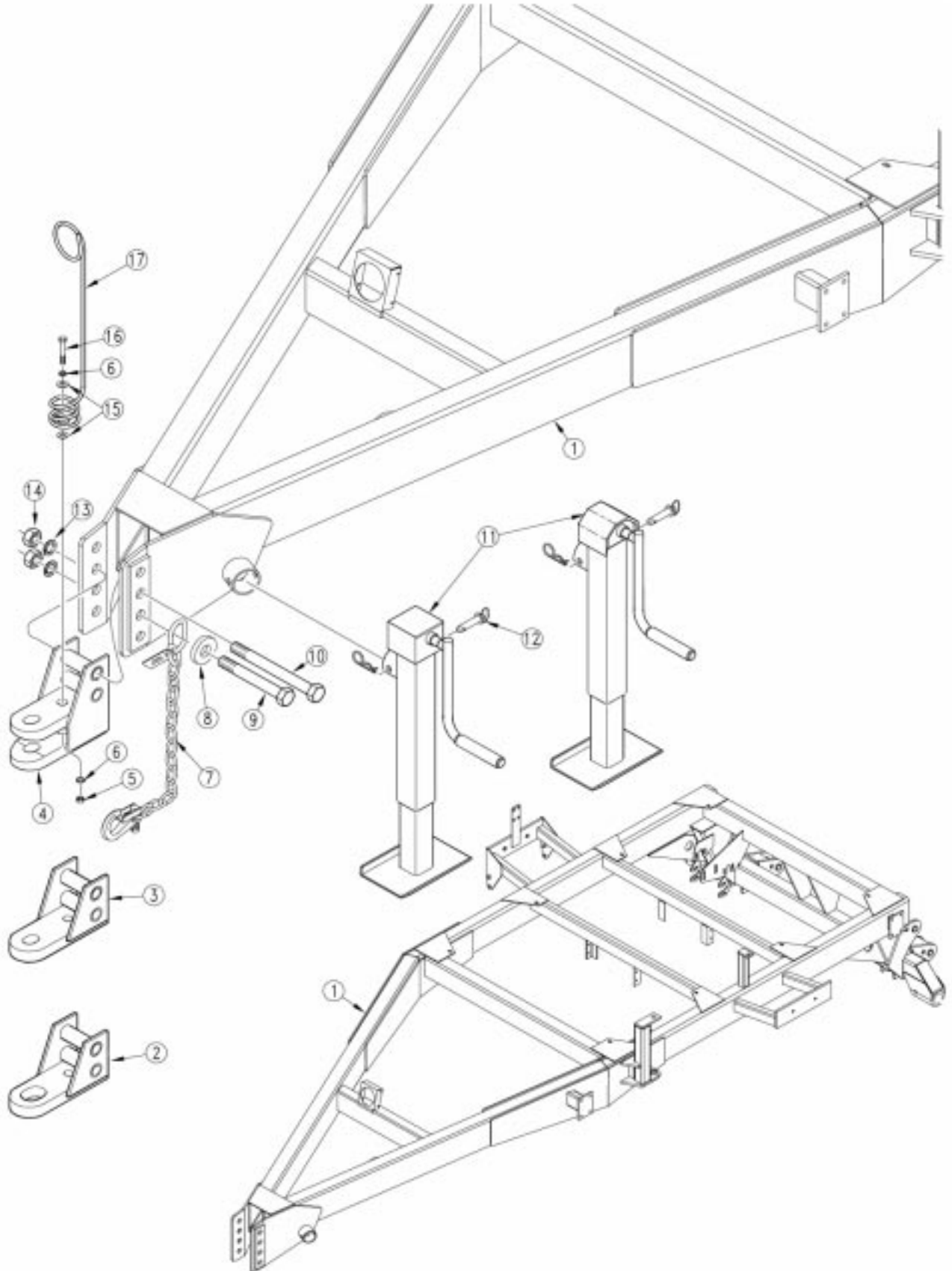
**Part Number Index**

<u>Part Number</u>	<u>Page</u>	<u>Part Number</u>	<u>Page</u>	<u>Part Number</u>	<u>Page</u>	<u>Part Number</u>	<u>Page</u>
800-258C	4-2	802-375C	4-2	803-078C	7-4	804-022C	5-2
801-002C	4-2	802-390C	2-14	803-084C	7-4	804-022C	5-6
801-002C	4-2	802-473C	7-4	803-095C	2-10	804-023C	7-2
801-003C	2-14	802-551C	6-12	803-147C	2-14	804-025C	5-10
801-023C	5-12	802-004C	5-14	803-147C	7-4	804-028C	2-10
801-023C	5-16	802-004C	5-18	803-219C	2-10	804-029C	7-2
801-035C	5-2	802-010C	7-6	803-219C	2-12	804-030C	2-2
801-052C	2-4	802-014C	3-4	803-230C	4-2	804-036C	2-14
801-067C	3-2	802-017C	7-6	803-001C	5-14	804-036C	2-18
801-067C	4-2	802-022C	7-2	803-001C	5-18	804-036C	5-10
801-067C	5-2	802-023C	7-6	803-006C	3-4	804-036C	7-2
801-081C	4-2	802-024C	6-2	803-006C	5-14	804-043C	2-14
801-003C	5-14	802-029C	5-14	803-006C	5-18	804-043C	3-2
801-003C	5-18	802-029C	5-18	803-008C	7-6	804-043C	4-2
801-052C	2-8	802-069C	2-10	803-008C	7-6	804-043C	5-2
801-067C	3-4	802-078C	3-4	803-013C	2-6	804-088C	2-14
801-104C	3-2	802-079C	5-14	803-014C	3-4	804-088C	3-2
801-151C	3-2	802-079C	5-18	803-014C	5-14	804-088C	4-2
801-151C	3-4	802-079C	7-2	803-014C	5-18	804-088C	5-2
801-151C	3-6	802-087C	5-14	803-014C	6-2	804-135C	2-14
802-004C	5-12	802-087C	5-18	803-015C	5-14	804-135C	2-18
802-004C	5-16	802-114C	2-6	803-015C	5-18	804-136C	2-14
802-004C	7-4	802-167C	3-4	803-026C	2-10	804-006C	3-4
802-007C	2-18	802-282C	7-6	803-030C	5-14	804-006C	5-14
802-007C	7-2	802-473C	7-6	803-030C	5-18	804-006C	5-18
802-010C	2-18	802-602C	2-18	803-064C	3-4	804-007C	3-4
802-010C	5-10	803-001C	2-14	803-078C	7-6	804-009C	5-14
802-010C	5-2	803-006C	2-14	803-201C	7-6	804-009C	5-18
802-010C	5-4	803-006C	3-2	803-215C	7-6	804-009C	7-6
802-010C	7-2	803-006C	5-12	804-003C	3-2	804-009C	7-6
802-013C	5-10	803-006C	5-16	804-004C	2-14	804-011C	7-2
802-014C	3-2	803-006C	6-12	804-006C	2-14	804-013C	3-4
802-014C	7-4	803-006C	7-4	804-006C	5-12	804-013C	5-14
802-017C	2-18	803-008C	2-18	804-006C	5-16	804-013C	5-18
802-017C	5-12	803-008C	5-10	804-006C	6-12	804-013C	6-2
802-017C	5-16	803-008C	5-2	804-006C	7-4	804-013C	7-2
802-017C	5-4	803-008C	5-4	804-007C	3-2	804-013C	7-6
802-024C	7-4	803-008C	7-2	804-007C	6-12	804-013C	7-6
802-029C	5-12	803-008C	7-4	804-007C	7-4	804-014C	5-14
802-029C	5-16	803-011C	2-14	804-009C	2-18	804-014C	5-18
802-047C	7-2	803-011C	2-18	804-009C	5-12	804-014C	7-6
802-058C	5-6	803-011C	5-10	804-009C	5-16	804-043C	3-4
802-059C	5-2	803-011C	7-2	804-009C	5-2	804-054C	5-18
802-070C	7-2	803-013C	2-14	804-009C	5-4	804-088C	3-4
802-078C	2-14	803-014C	2-14	804-009C	7-2	804-131C	4-2
802-078C	3-2	803-014C	2-18	804-009C	7-4	805-023C	5-10
802-079C	5-12	803-014C	3-2	804-010C	5-2	805-032C	5-10
802-079C	5-16	803-014C	4-2	804-010C	5-4	805-060C	2-10
802-082C	7-2	803-014C	5-12	804-012C	2-14	805-081C	2-2
802-087C	5-12	803-014C	5-16	804-012C	2-18	805-158C	3-2
802-087C	5-16	803-014C	5-2	804-012C	4-2	805-158C	5-6
802-091C	2-16	803-014C	5-4	804-012C	5-4	805-169C	2-14
802-092C	7-4	803-015C	5-12	804-012C	5-4	805-169C	5-12
802-115C	7-2	803-015C	5-16	804-013C	2-18	805-169C	5-16
802-159C	2-14	803-015C	3-2	804-013C	3-2	805-189C	7-2
802-159C	2-18	803-019C	4-2	804-013C	4-2	805-249C	7-2
802-159C	5-2	803-020C	5-12	804-013C	5-12	805-222C	5-14
802-159C	7-2	803-020C	2-2	804-013C	5-16	805-222C	5-18
802-166C	2-2	803-020C	4-2	804-013C	5-4	805-029C	7-6
802-167C	3-2	803-020C	6-12	804-013C	7-4	805-032C	7-2
802-172C	7-2	803-020C	7-2	804-014C	5-12	805-158C	3-4
802-182C	2-10	803-021C	5-2	804-014C	5-16	805-169C	5-14
802-226C	2-14	803-021C	5-6	804-014C	2-16	805-169C	5-18
802-226C	2-2	803-027C	7-2	804-015C	2-2	805-252C	7-2
802-226C	7-2	803-030C	5-12	804-015C	4-2	806-067C	4-2
802-258C	7-4	803-030C	5-16	804-015C	6-12	806-067C	6-12
802-289C	2-14	803-034C	2-2	804-015C	7-2	806-077C	2-14
802-303C	2-10	803-064C	2-14	804-017C	2-16	807-031C	7-2
802-317C	2-2	803-064C	3-2	804-017C	2-2	807-041C	5-12
802-318C	5-2	803-064C	4-2	804-017C	5-2	807-041C	5-16
		803-064C	5-2	804-021C	5-6		

**Part Number Index**

<b>Part Number</b>	<b>Page</b>	<b>Part Number</b>	<b>Page</b>	<b>Part Number</b>	<b>Page</b>	<b>Part Number</b>	<b>Page</b>
807-073C	2-2	811-088C	6-12	817-430C	3-6	890-353C	5-16
807-123C	5-10	811-088C	6-2	817-431C	3-6	890-395C	4-2
807-041C	5-14	811-147C	6-6	817-432C	3-6	890-396C	4-2
807-041C	5-18	811-150C	6-2	817-433C	3-6	890-398C	2-2
807-175C	5-14	811-150C	6-6	818-003C	8-2	890-417C	7-2
807-175C	5-18	811-150C	7-6	818-188C	8-2	890-437C	5-2
808-046C	5-2	811-150C	6-2	818-189C	8-2	890-471C	4-2
808-046C	5-6	811-192C	6-2	818-229C	8-2	890-472C	4-2
808-062C	5-2	811-192C	7-6	818-230C	8-2	890-353C	5-14
808-062C	5-4	811-195C	6-6	818-339C	8-2	890-353C	5-18
808-125C	5-2	811-204C	6-2	818-557C	8-2	890-466C	3-2
808-191C	5-4	811-324C	6-2	818-560C	8-2	890-466C	3-4
808-192C	3-2	811-324C	6-6	818-595C	8-2	890-466C	3-6
808-237C	5-2	811-488C	6-2	818-620C	8-2	890-633C	2-14
808-004C	7-6	811-502C	6-6	818-622C	8-2	990-024R	5-12
808-006C	7-6	811-503C	6-6	818-623C	8-2	990-024R	5-16
808-064C	5-4	811-515C	6-6	818-625C	8-2	990-024R	5-14
808-159C	5-2	811-516C	6-6	818-627C	8-2	990-024R	5-18
808-192C	3-4	811-548C	6-2	818-628C	8-2	CP2-10	6-14
809-009C	5-6	811-548C	6-6	818-630C	8-2	P602122	2-10
809-065C	5-4	811-649C	6-2	818-632C	8-2	P758400-8	2-10
809-188C	5-2	811-650C	6-2	818-633C	8-2	P758401-8	2-10
809-189C	5-2	811-651C	6-2	818-634C	8-2	PRPIL-10-K-25	6-14
809-190C	5-4	811-652C	6-2	818-635C	8-2	VA-111002-2	5-2
809-191C	5-6	811-653C	6-2	818-651C	8-2	VA-111004-2	3-2
809-192C	5-2	811-666C	6-2	818-653C	8-2	VA-278000	3-2
810-037C	6-4	811-681C	6-2	818-654C	8-2	VA-278001	5-2
810-267C	7-4	814-155C	2-12	818-667C	8-2	VA-294000	2-14
810-268C	6-10	814-156C	2-12	818-772C	8-2	VA-490001	5-8
810-268C	7-2	815-075C	2-10	818-773C	8-2	VA-490002	5-8
810-273C	4-2	815-076C	2-10	818-774C	8-2	VA-490700	5-8
810-274C	6-8	815-074C	2-10	818-776C	8-2	VA-490701	5-8
810-345C	6-12	816-013C	2-14	818-789C	8-2	VA-490702	5-8
810-347C	6-12	816-035C	2-12	818-814C	8-2	VA-111004-2	3-4
810-348C	6-12	816-053C	5-12	818-795C	8-2	VA-278000	3-4
810-349C	6-12	816-053C	5-16	818-865C	8-2		
810-037C	6-6	816-166C	5-12	818-882C	8-2		
810-267C	7-6	816-166C	5-16	822-048C	2-10		
810-268C	6-2	816-199C	3-2	822-055C	2-4		
810-273C	6-4	816-201C	3-2	822-069C	5-12		
810-273C	6-6	816-203C	7-2	822-069C	5-16		
810-274C	6-2	816-053C	5-14	822-070C	5-12		
810-345C	6-6	816-053C	5-18	822-070C	5-16		
811-063C	6-12	816-166C	5-14	822-073C	5-2		
811-065C	6-12	816-166C	5-18	822-073C	5-4		
811-077C	6-4	816-199C	3-4	822-074C	5-12		
811-078C	6-12	816-199C	3-6	822-074C	5-16		
811-079C	6-12	816-201C	3-4	822-106C	2-10		
811-080C	6-12	816-301C	2-14	822-107C	2-10		
811-150C	6-12	816-305C	7-2	822-115C	2-10		
811-150C	6-4	817-007C	2-14	822-060C	7-6		
811-169C	6-12	817-018C	3-2	822-069C	5-14		
811-170C	6-12	817-056C	5-10	822-069C	5-18		
811-195C	6-4	817-131C	2-18	822-070C	5-14		
811-282C	6-12	817-206C	3-2	822-070C	5-18		
811-416C	6-12	817-207C	3-2	822-074C	5-14		
811-502C	6-4	817-255C	6-10	822-074C	5-18		
811-503C	6-4	817-255C	6-8	822-175C	7-6		
811-516C	6-4	817-255C	7-2	823-074C	5-2		
811-582C	6-12	817-018C	3-6	823-083C	6-4		
811-627C	6-12	817-131C	7-6	823-083C	6-6		
811-678C	6-12	817-206C	3-6	823-187C	5-8		
811-679C	6-4	817-342C	5-14	825-002C	2-6		
811-680C	6-12	817-342C	5-18	830-276C	4-2		
811-680C	6-4	817-344C	3-4	838-041C	8-2		
811-063C	6-2	817-344C	4-2	838-042C	8-2		
811-073C	6-6	817-376C	7-6	838-265C	8-2		
811-077C	6-6	817-391C	3-6	838-266C	8-2		
811-077C	6-6	817-392C	3-6	890-277C	2-10		
811-078C	6-4	817-426C	3-6	890-353C	5-12		

*Hitch and Frame Assembly*



16032

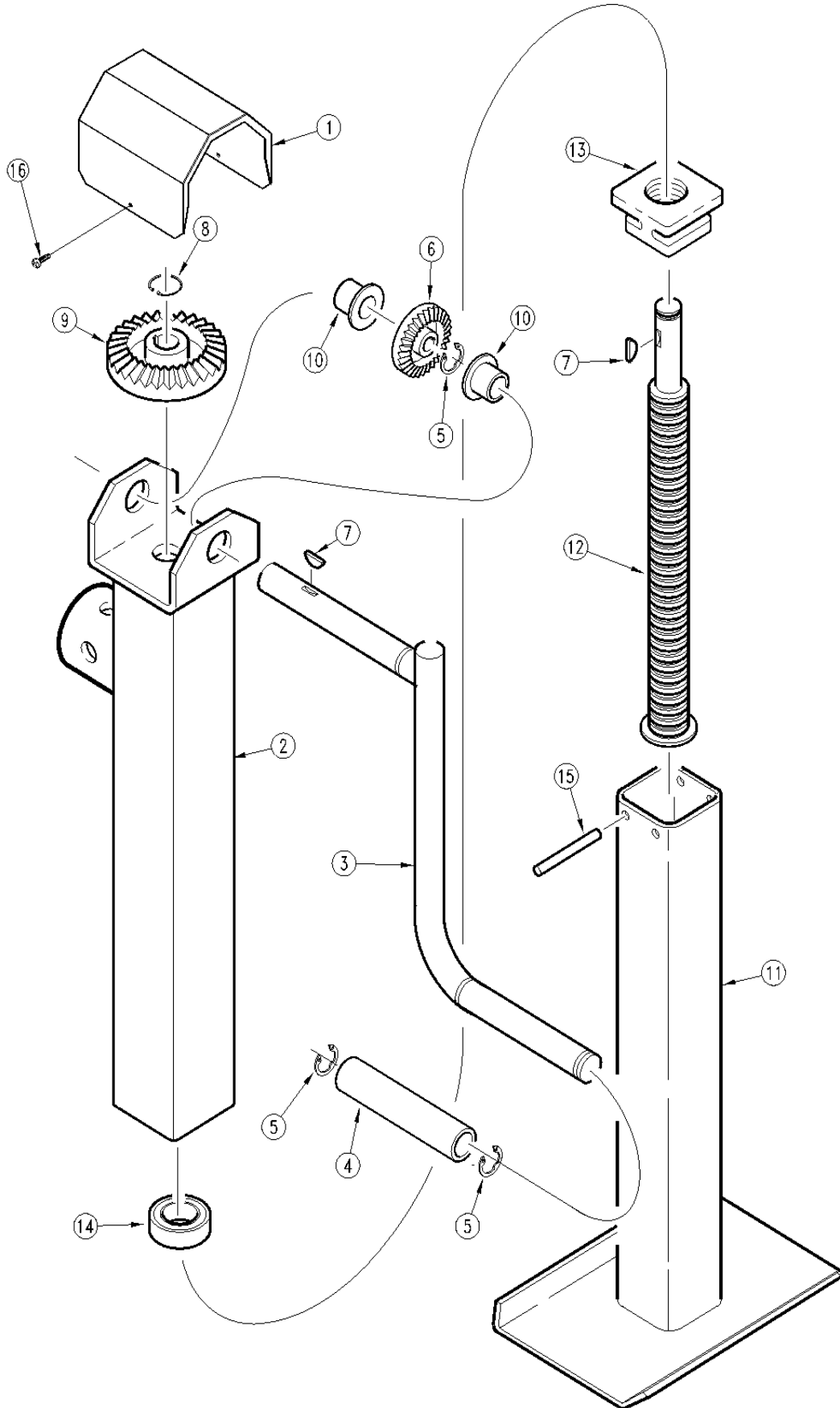


**Hitch and Frame Assembly**

Ref.	Part No.	Part Description	Comments
1.	166-105H	2220 CART FRAME WELDMENT	
2.	170-033H	SINGLE HITCH STRAP-LARGE	
3.	170-034H	SINGLE HITCH STRAP-SMALL	
4.	170-058H	FOLDING DRILL CLEVIS HITCH	
5.	803-020C	NUT HEX 1/2-13 PLT	
6.	804-015C	WASHER LOCK SPRING 1/2 PLT	
7.	890-398C	SAFETY CHAIN 40000 LB	
8.	194-070D	SAFETY CHAIN WASHER	
9.	802-166C	HHCS 1 1/4-7X9 1/2 GR5 SPTH	
10.	802-317C	HHCS 1 1/4-7X11 GR5 SPTH	
11.	⊗ 890-610C	<b>SQ TB JACK 10000 LB 10 STROKE</b>	(S/N Y1010+) Refer to page 2-5 & 2-7 for breakdown.
	Ⓜ 116-065K	<b>JACK REPLACED BY 890-610C</b>	(S/N Y1000↔Y1009) Refer to page 2-4 for breakdown.
12.	805-081C	PIN HITCH 3/4 X 4 3/8	
13.	804-030C	WASHER LOCK 1 1/4 SPRING PLT	
14.	803-034C	NUT HEX 1 1/4-7 PLT	
15.	804-017C	WASHER FLAT 1/2 USS PLT	
16.	802-226C	HHCS 1/2-13X2 3/4 GR5	
17.	807-073C	SPRING HOSE LOOP HEAVY	

**Legend:** Ⓜ = 1st revision; ⊗ = 2nd revision; ⊕ = 3rd revision; ● = use up existing stock; ⊗ = not interchangeable; ⊗ ⊕ ⊗ = for example: revision 2 is not interchangeable w/revision 1

Rotating Square Jack (116-065K) (S/N Y1000-Y1009)



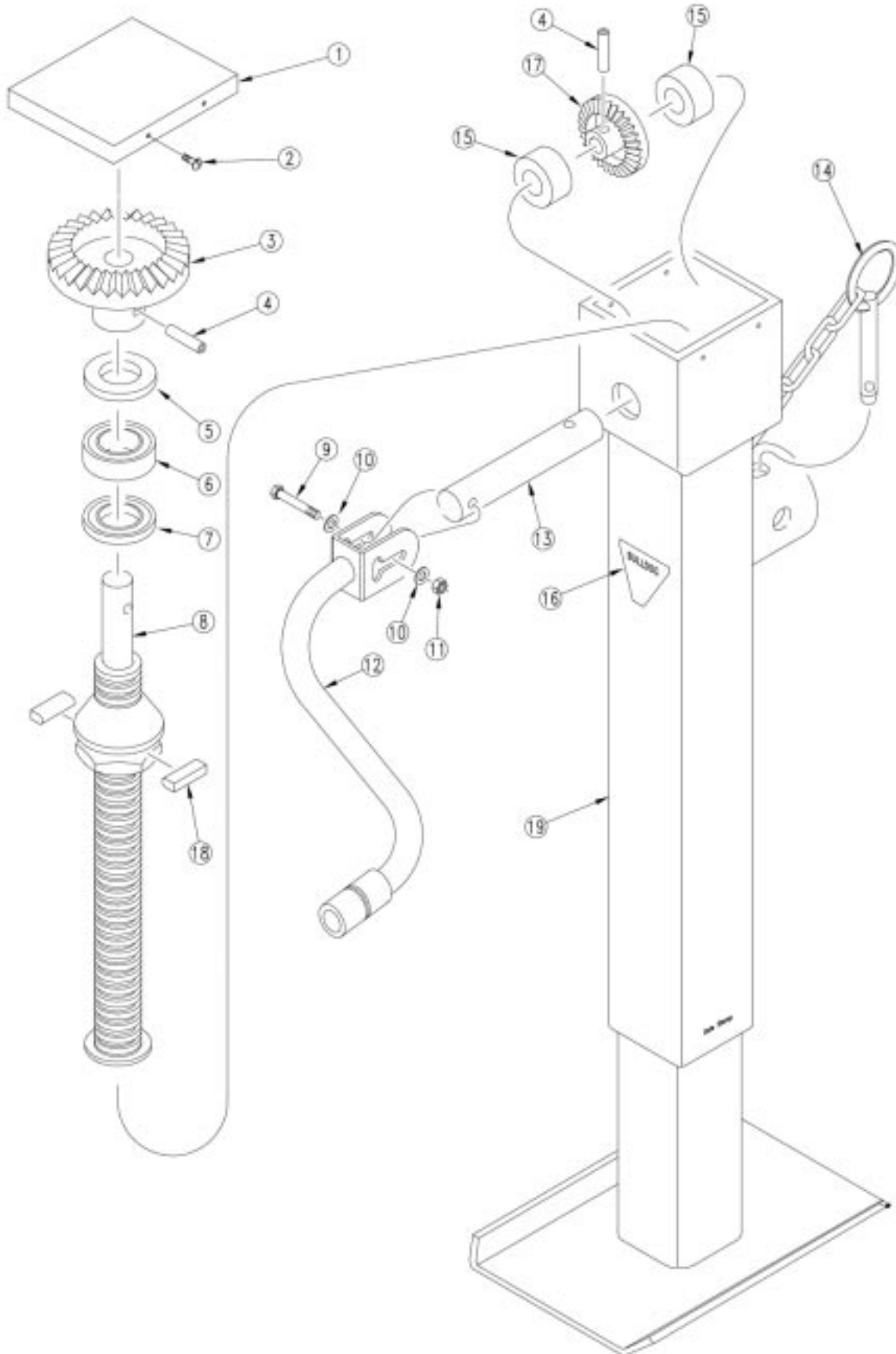
10510

**Rotating Square Jack (116-065K) (S/N Y1000-Y1009)**

Ref.	Part No.	Part Description	Comments
1.	116-069D	JACK LID	
2.	116-061H	ROTATING JACK HOUSING	
3.	116-042H	ROTATING JACK CRANK HANDLE	
4.	116-068D	JACK CRANK HAND GRIP	
5.	800-042C	EXTERNAL E RING 3/4 I.D.	
6.	116-065D	BEVEL GEAR 15T 7 PITCH 26.6 PA	
7.	800-046C	WOODRUFF KEY #606	
8.	800-015C	SNAP RING EXT .750 .078 T	
9.	116-064D	BEVEL GEAR 30T 7 PITCH 63.4 PA	
10.	116-066D	JACK CRANK BUSHING	
11.	116-037H	JACK LEG WITH FOOT	
12.	116-038H	JACK SCREW WITH STOP	
13.	116-055D	JACK NUT	
14.	822-055C	BANDED THRUST BRG 3/4 I.D.	
15.	116-062D	JACK NUT PIN	
16.	801-052C	SCR P.H. 8X3/8 TYPEB THD FORM	

**Legend:** ● = 1st revision; ● = 2nd revision; ● = 3rd revision; ● = use up existing stock; ⊗ = not interchangeable; ⊗ ① ● = for example: revision 2 is not interchangeable w/revision 1

*Rotating Square Hammerblow Jack (890-610C)*



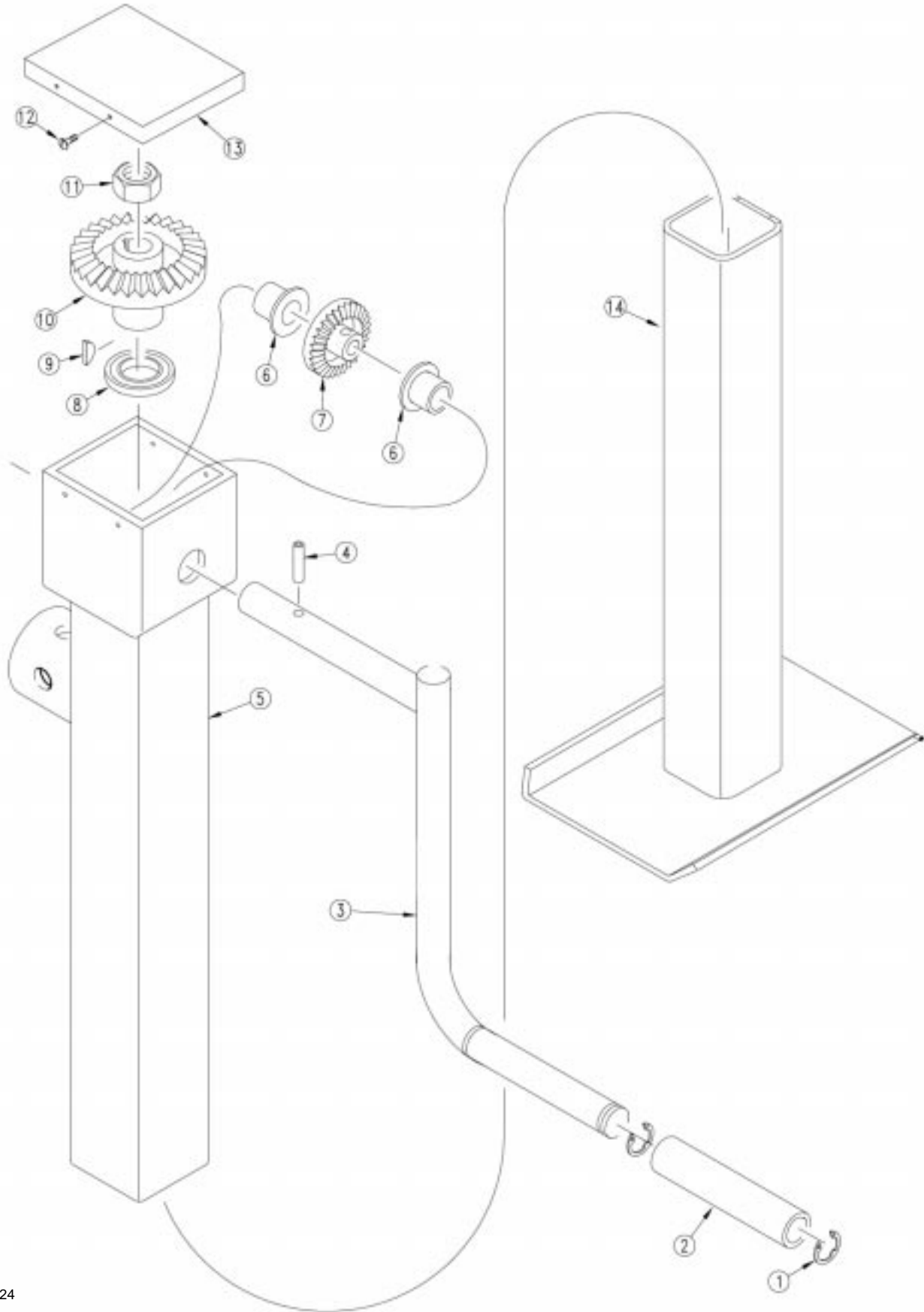
20213

**Rotating Square Hammerblow Jack (890-610C)**

Ref.	Part No.	Part Description	Comments
1.	017802	HB VIKING COVER	
2.	017806	HB COVER SCREW	
3.	020023	HB BEVEL GEAR	
4.	009062	HB GROOVE PIN .25 X 1.5	
5.	016053	HB WEAR PLATE	
6.	001015	HB THRUST BEARING	
7.	016048	HB BEARING SEAT	
8.	712205	HB SCREW & NUT ASSY	
9.	802-114C	HHCS 3/8-16X2 1/2 GR5	
10.	825-002C	WASHER FLAT 3/8	
11.	803-013C	NUT LOCK 3/8-16 PLT	
12.	701140	HB CRANK, NARROW CLEVIS	
13.	640069X	HB SWQ 180 FL-B-TSX W/O LABEL	
14.	006125	HB CROSS SHAFT	
15.	701029X	HB PIN & CHAIN ASSY	
16.	017012	HB BEARING SLEEVE	
17.	015796	HB BULLDOG 12000LB LABEL	
18.	020022	HB BEVEL GEAR PINION	
19.	009052	HB RETAINING PIN	

**Legend:** ● = 1st revision; ● = 2nd revision; ● = 3rd revision; ● = use up existing stock; ⊗ = not interchangeable; ⊗ ① ● = for example: revision 2 is not interchangeable w/revision 1

**Bulter Jack Assembly (890-610C) (S/N Y1010+)**



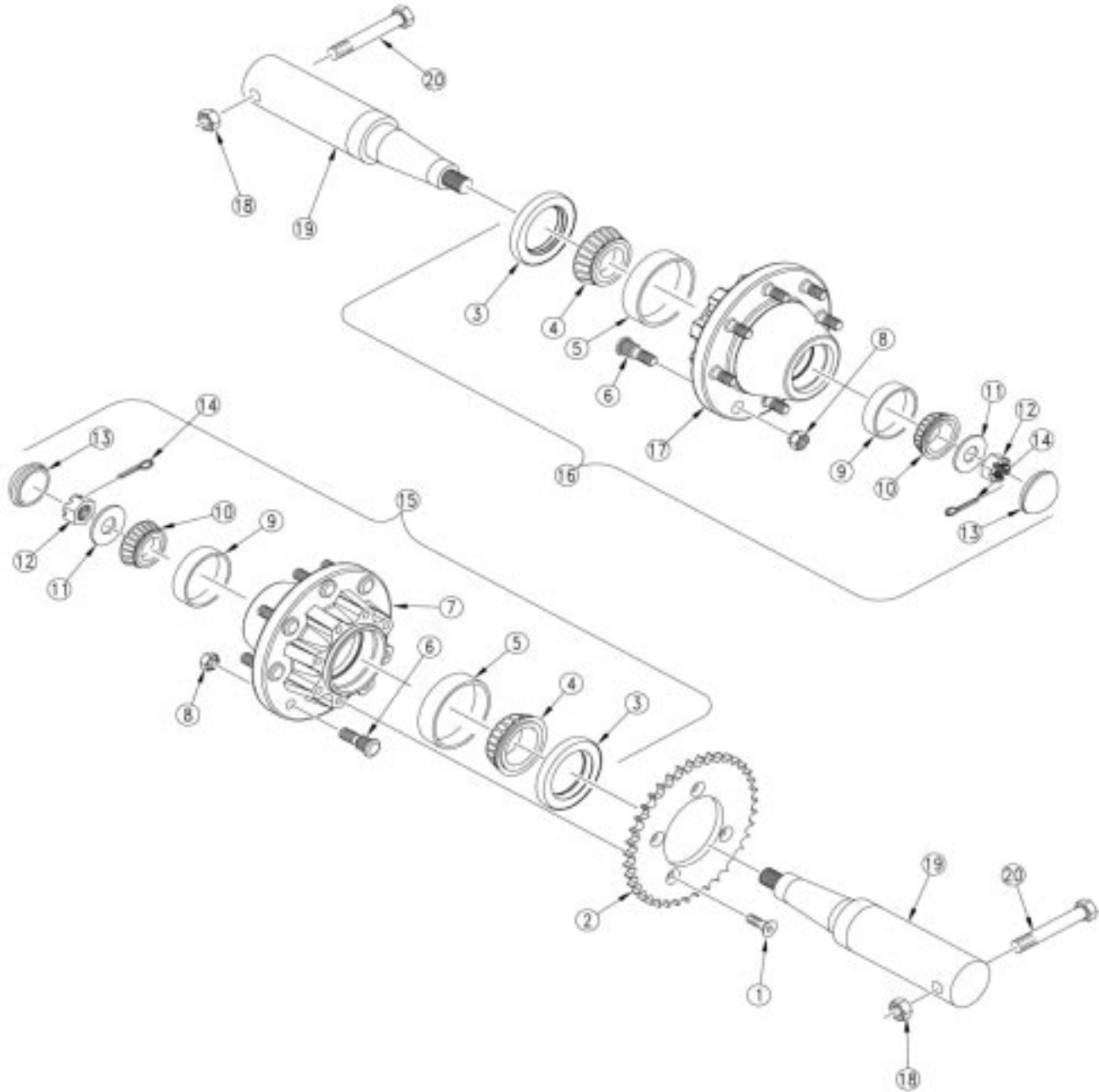
13324

**Bulter Jack Assembly (890-610C) (S/N Y1010+)**

Ref.	Part No.	Part Description	Comments
1.	10-80054	BUTLER GRIP CLIP	
2.	2H-30081	BUTLER PVC GRIP	
3.	2H-30080	BUTLER CRANK ASSEMBLY	
4.	10-80147	BUTLER GROOVE PIN	
5.	2H-200GP	BUTLER GEAR BOX	
6.	10-70020	BUTLER BUSHING	
7.	10-50058	BUTLER PINION GEAR	
8.	10-80012	BUTLER THRUST BEARING	
9.	800-046C	WOODRUFF KEY #606	
10.	10-50057	BUTLER BEVEL GEAR	
11.	10-80028	NUT HEX 7/8-14 LOCK	
12.	801-052C	SCR P.H. 8X3/8 TYPEB THD FORM	
13.	20-20028	BUTLER COVER	
14.	2H-300GP	BUTLER INNER LEG ASSEMBLY	

**Legend:** ● = 1st revision; ● = 2nd revision; ● = 3rd revision; ● = use up existing stock; ⊗ = not interchangeable; ⊗ ① ● = for example: revision 2 is not interchangeable w/revision 1

*Left and Right Hubs*



16034

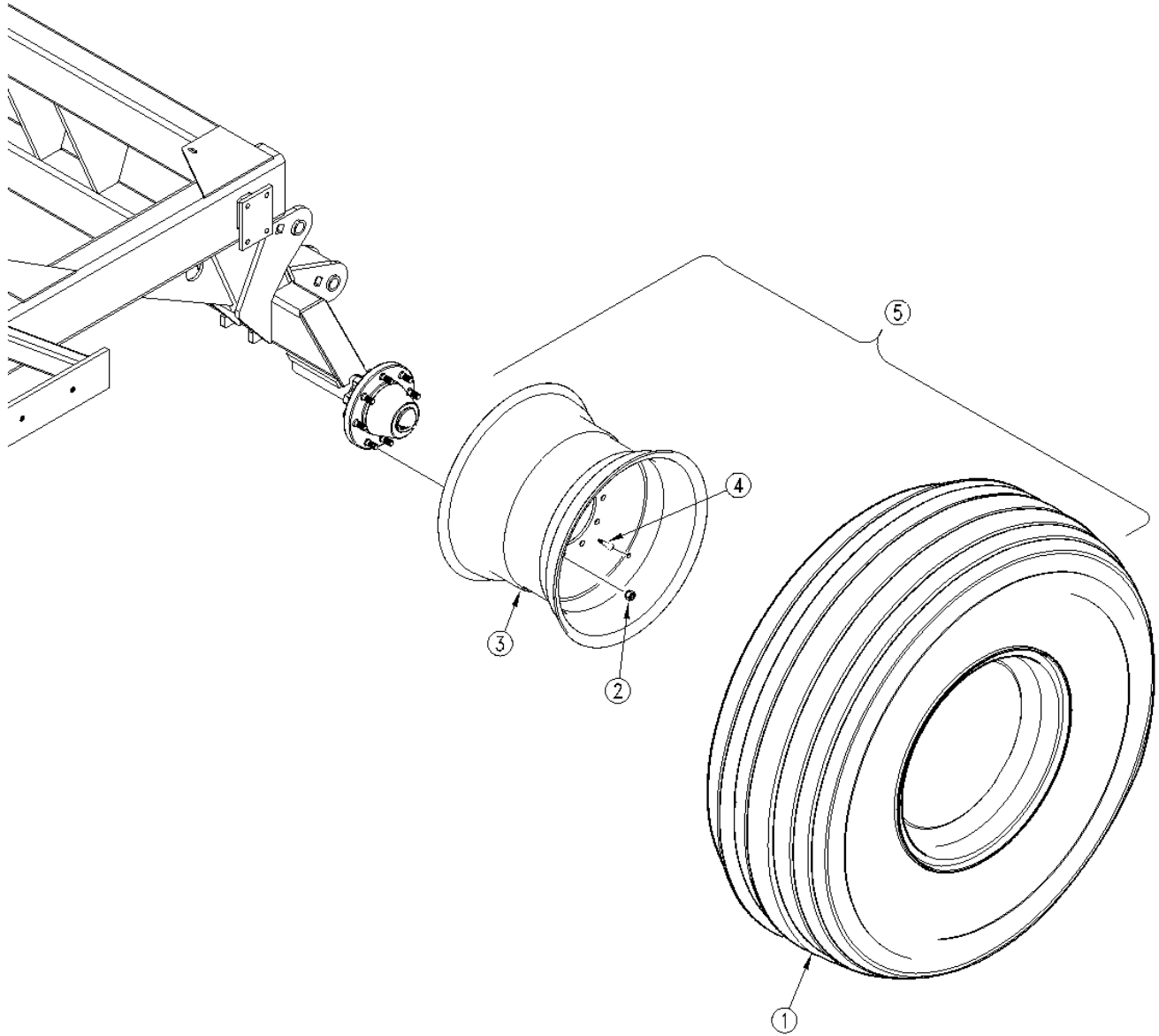


**Left and Right Hubs**

Ref.	Part No.	Part Description	Comments
1.	802-303C	HSFCHCS 1/2-20X1 1/4 BLK	
2.	166-479D	SPROCKET, 2220 MAIN DRIVE	
3.	P602122	ARMSTRONG SEAL 815-075C, -076C	
4.	822-106C	BEARING CONE 2.25 ID 387	
5.	822-107C	BEARING CUP 2.25 ID 382A	
6.	802-182C	HUB STUD 5/8-18X2 3/8 GR5	
7.	P758401-8	ARMSTRONG DRIVE HUB 815-076C	
8.	⊗ <b>803-347C</b>	<b>WHL NUT, SWIVEL FLG 5/8-18 UNF</b>	(S/N Y1163+)
	Ⓜ <b>803-219C</b>	<b>NUT LUG 5/8-18 X 90 DEG PLT</b>	(S/N Y1162-)
9.	822-115C	BEARING CUP LM501310	
10.	822-048C	BEARING CONE #LM 501349	
11.	804-028C	WASHER FLAT 1 USS	
12.	803-095C	NUT HEX SLOTTED 1-14	
13.	890-277C	GREASE CAP 3.125 X .38	
14.	805-060C	PIN COTTER 7/32 X 2	
15.	815-076C	HUB ASS'Y 8 BOLT W/BRAKE HOLES	
16.	815-075C	HUB ASSEMBLY 8 BOLT 6 PILOT	
17.	P758400-8	ARMSTRONG HUB MACH. 815-075C	
18.	803-026C	NUT LOCK 3/4-10 PLT	S/N Y1063+.
19.	815-074C	SPNDL ASS'Y 220 BU CART FRAME	S/N Y1063+.
20.	802-069C	HCSC 3/4-10X5 GR5	S/N Y1063+.

**Legend:** Ⓜ = 1st revision; ⊗ = 2nd revision; ⊕ = 3rd revision; ● = use up existing stock; ⊗ = not interchangeable; ⊗ Ⓜ ⊕ = for example: revision 2 is not interchangeable w/revision 1

*Hub and Wheel*



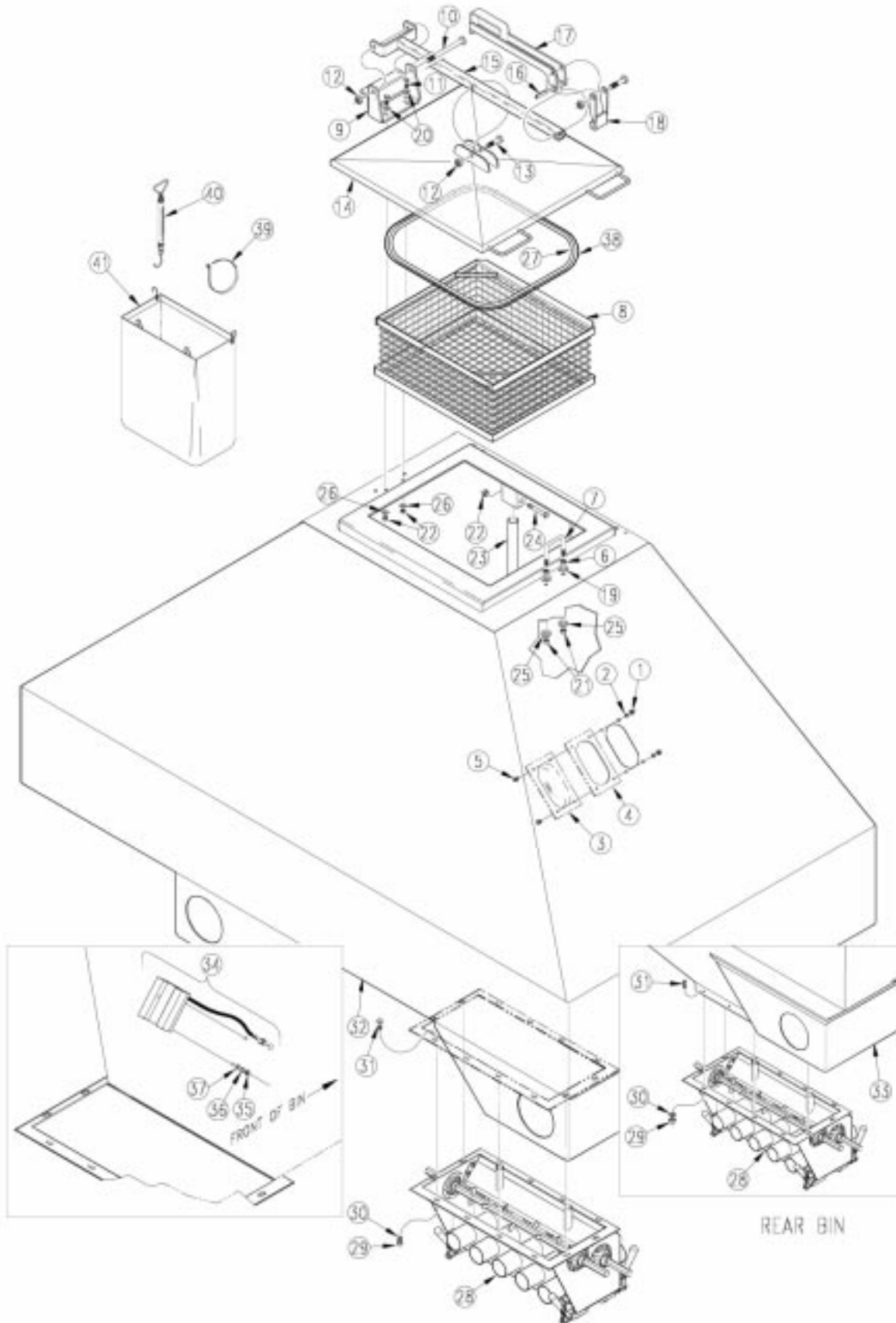
16038

**Hub and Wheel**

Ref.	Part No.	Part Description	Comments
1.	814-156C	TIRE 21.5L-16.1SL 10 PLY	
2.	⊗ 803-347C	WHL NUT, SWIVEL FLG 5/8-18 UNF	(S/N Y1163+)
	① 803-219C	NUT LUG 5/8-18 X 90 DEG PLT	(S/N Y1162-)
3.	⊗ 814-264C	WHEEL, 16.1 X W18C	(S/N Y1163+)
	① 814-155C	WHEEL W16C X 16.1 8 BOLT	(S/N Y1162-)
4.	816-035C	VALVE STEM TR415X.625X1 1/4 LG	
5.	168-250K	WHEEL AND TIRE ASSY 21.5X16.1	

**Legend:** ① = 1st revision; ⊗ = 2nd revision; ⊕ = 3rd revision; ● = use up existing stock; ⊗ = not interchangeable; ⊗ ① ⊗ = for example: revision 2 is not interchangeable w/revision 1

*Bin Assembly*



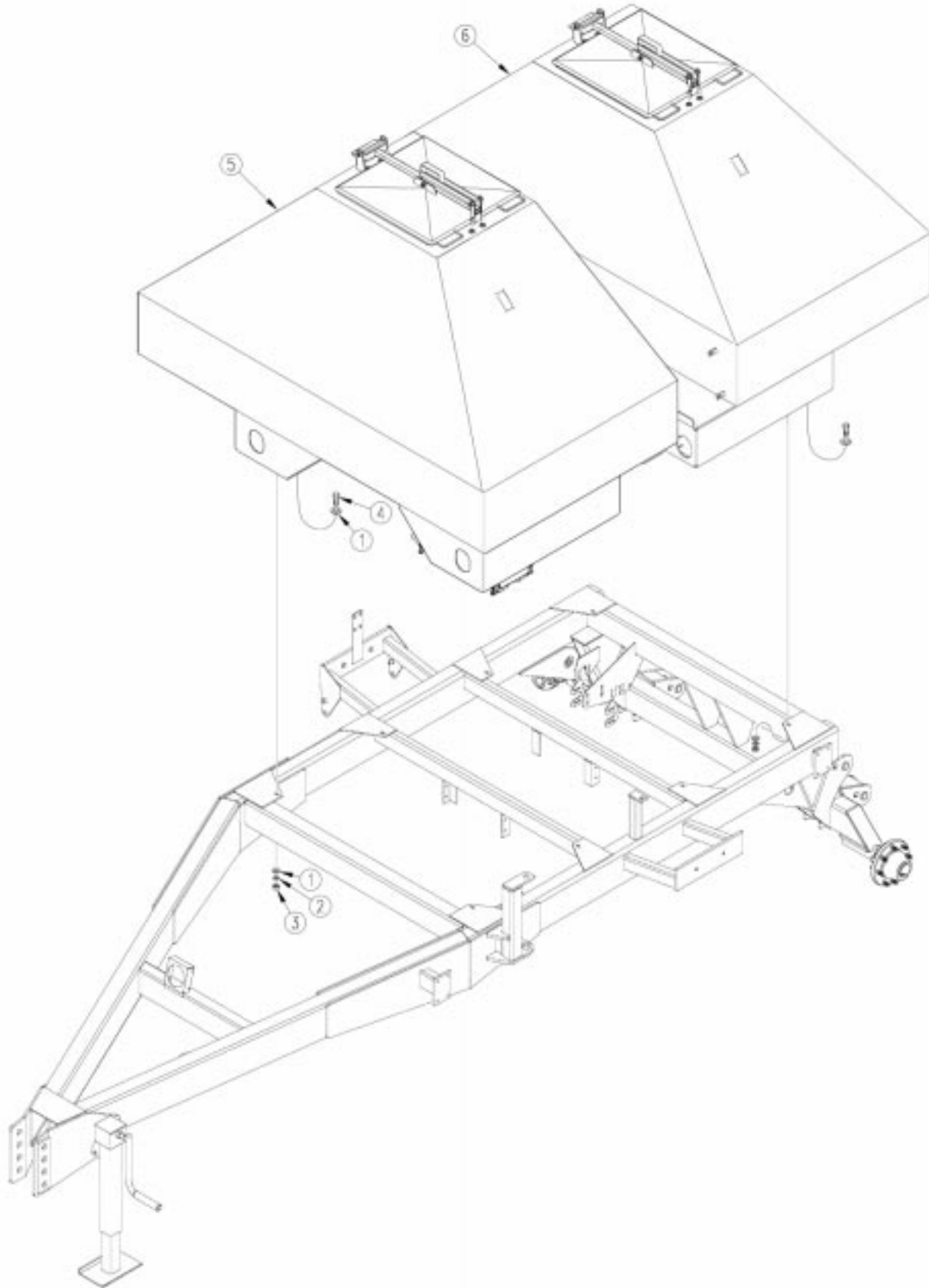
16137

**Bin Assembly**

Ref.	Part No.	Part Description	Comments
1.	803-001C	NUT HEX 10-24 PLT	
2.	804-004C	WASHER INTERNAL STAR #10 PLT	
3.	817-007C	GRAIN LEVEL SIGHT GLASS	
4.	816-013C	SIGHT GLASS GASKET	
5.	801-003C	SCREW RD HD SLT 10-24X1/2 PLT	
6.	803-014C	NUT HEX 3/8-16 PLT	
7.	806-077C	U-BOLT 3/8-16 X 2 5/8 X 2 3/4	
8.	167-051H	AIR DRILL HOPPER BASKET	
9.	167-050H	AIR DRILL BIN LID HINGE	
10.	802-289C	HHCS 1/2-13X8 GR5	
11.	802-159C	HHCS 5/16-18X1 GR5	
12.	803-147C	NUT HEX NYLOCK 1/2-13	
13.	802-226C	HHCS 1/2-13X2 3/4 GR5	
14.	167-049H	AIR DRILL BIN LID	
15.	167-054H	BIN LID PIVOT BAR WELDMENT	
16.	805-169C	PIN ROLL 1/2 X 1 3/4	
17.	167-048H	AIR DRILL BIN LID HANDLE WLMNT	
18.	167-035H	AIR DRILL BIN LID HOOK	
19.	804-012C	WASHER FLAT 3/8 SAE PLT	
20.	804-036C	WASHER FLAT 5/16 SAE PLT	
21.	803-013C	NUT LOCK 3/8-16 PLT	
22.	803-011C	NUT LOCK 5/16-18 PLT	
23.	167-112D	PRESSURE RELIEF PIPE	
24.	802-390C	HHCS 5/16-18X3 1/4 GR5	
25.	804-136C	WASHER FLAT 3/8 NEOPRENE PLT	
26.	804-135C	WASHER FLAT 5/16 NEOPRENE PLT	
27.	167-172D	AIR DRILL BIN LID SEAL	
28.	168-187K	METERING BOX ASSEMBLY	
	168-277K	FOUR OUTLET METERING BOX ASSEMBLY	NTA3010 only.
29.	803-006C	NUT HEX 1/4-20 PLT	
30.	804-006C	WASHER LOCK SPRING 1/4 PLT	
31.	802-078C	HHCS 1/4-20X5/8 GR5	
32.	167-099H	100 BU RR BIN W/ FLANGE WELD	S/N Y1063+.
	167-063H	100 BU REAR BIN WELDMENT	S/N Y1062-.
33.	167-096H	100 BU BIN W/ WELD BIN FLANGE	S/N Y1063+.
	167-044H	100 BUSHEL BIN WELDMENT	S/N Y1062-.
34.	VA-294000	VANSCO SMART BIN LEVEL SENSOR	
35.	803-064C	NUT HEX 8-32	
36.	804-043C	WASHER LOCK #8	
37.	804-088C	WASHER FLAT #8 SAE PLT	
38.	167-173D	BIN LID SEAL UPDATE SPACER	S/N Y1062-.
	167-089A	BIN LID SEAL FIELD UPDATE KIT	S/N Y 1062-. Includes items 27 & 38
39.	800-035C	CABLE TIE .31X28 8DIA 120LB	
40.	890-633C	SPRING SCALE - SEED RATE CAL	
41.	816-301C	AIR DRILL CALIBRATION BAG	

**Legend:** ● = 1st revision; ● = 2nd revision; ● = 3rd revision; ● = use up existing stock; ⊗ = not interchangeable; ⊗ ① ● = for example: revision 2 is not interchangeable w/revision 1

*Bin to Frame*



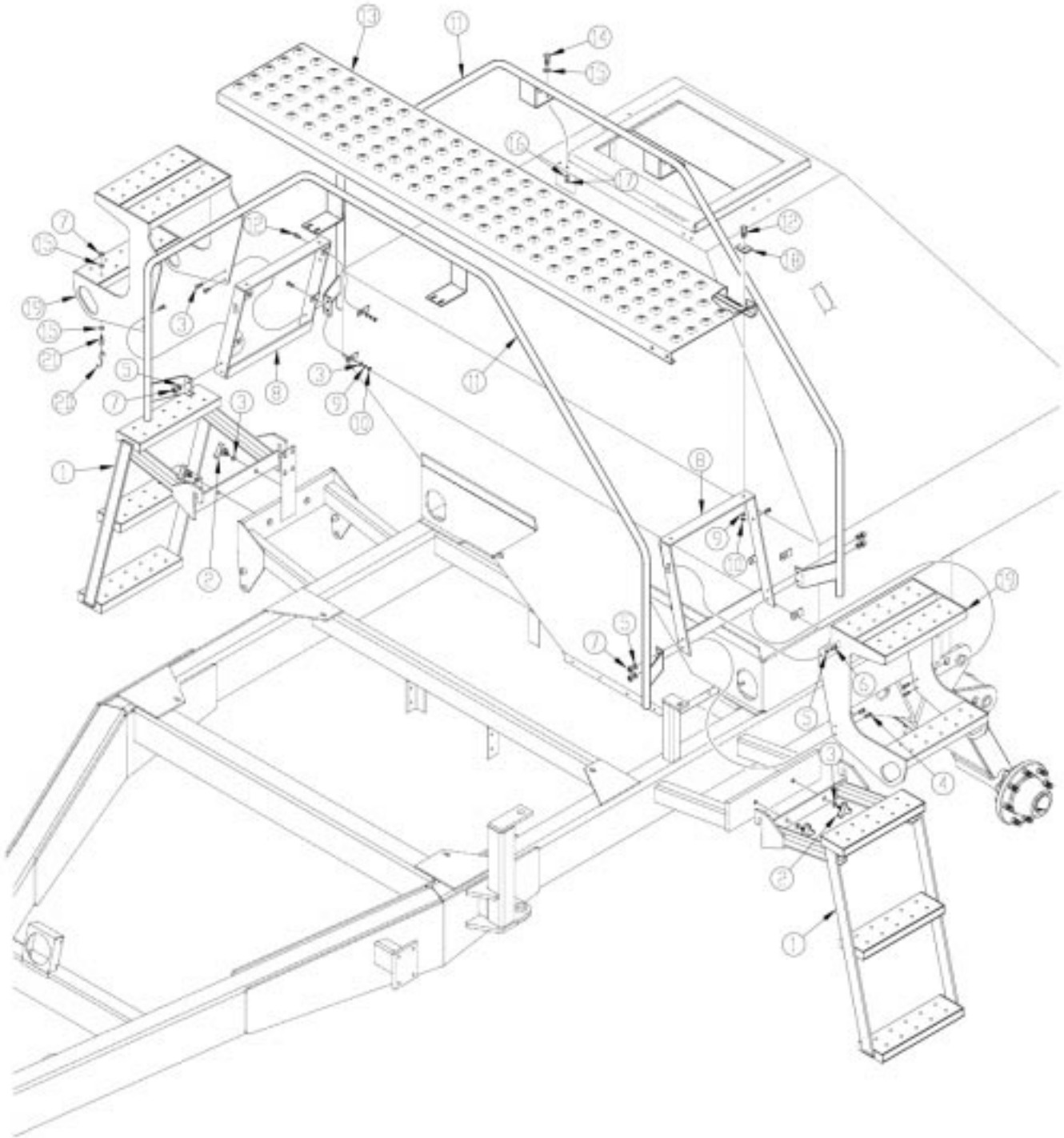
16039

***Bin to Frame***

Ref.	Part No.	Part Description	Comments
1.	804-017C	WASHER FLAT 1/2 USS PLT	
2.	804-015C	WASHER LOCK SPRING 1/2 PLT	
3.	803-020C	NUT HEX 1/2-13 PLT	
4.	802-091C	HHCS 1/2-13X1 1/2 GR5	
5.	167-067L	100 BU REAR BIN ASSEMBLY	
6.	167-055L	100 BUSHEL BIN ASSEMBLY '95	

**Legend:** ① = 1st revision; ② = 2nd revision; ③ = 3rd revision; ● = use up existing stock; ⊗ = not interchangeable; ⊗ ① ② = for example: revision 2 is not interchangeable w/revision 1

*Step and Handrail*



16043

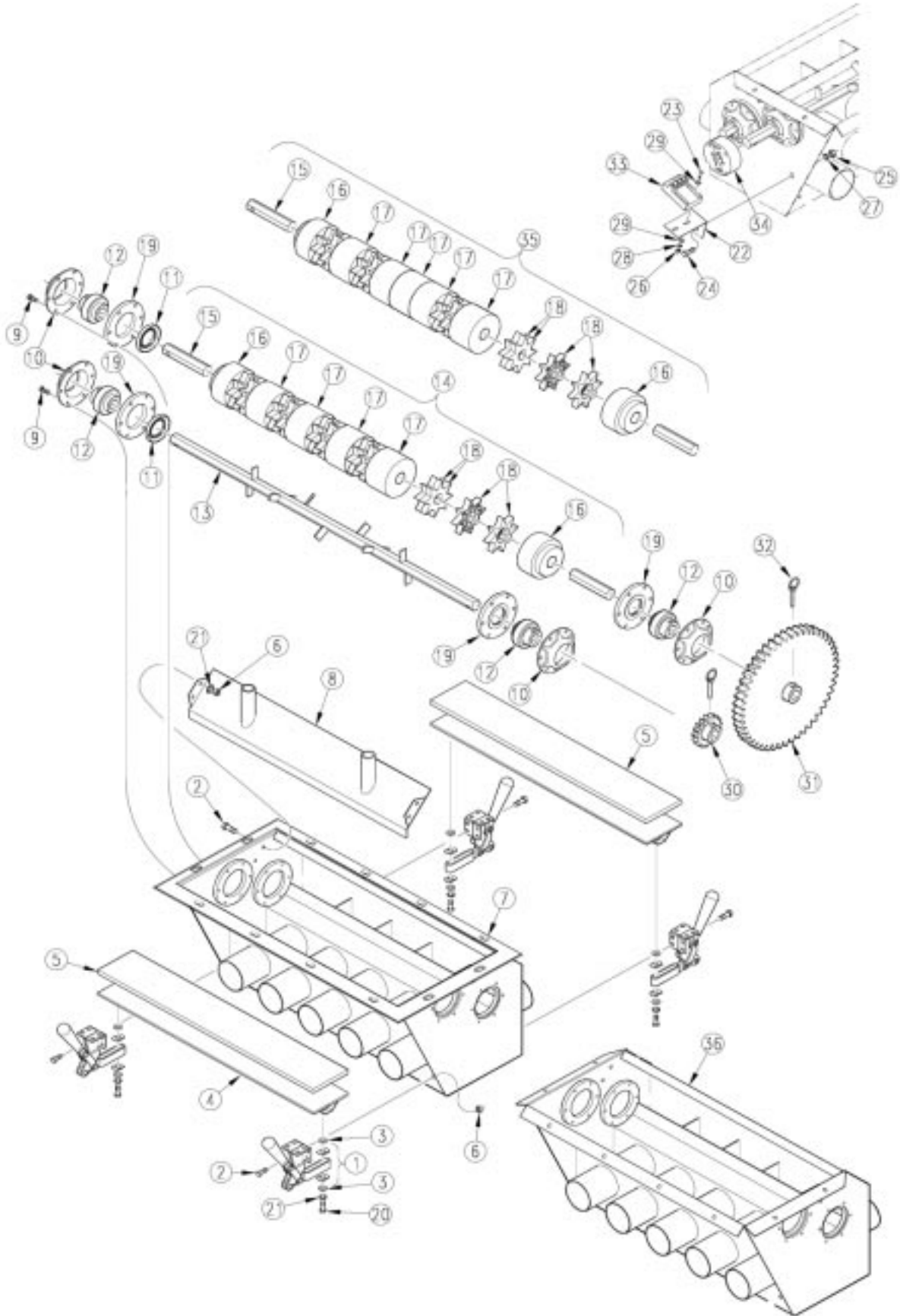


**Step and Handrail**

Ref.	Part No.	Part Description	Comments
1.	166-120H	2220 LOWER LADDER WELDMENT	
2.	817-131C	KNOB, TRANS. SHIELD	
3.	804-012C	WASHER FLAT 3/8 SAE PLT	
4.	802-010C	HHCS 5/16-18X1 1/4 GR5	
5.	804-009C	WASHER LOCK SPRING 5/16 PLT	
6.	802-007C	HHCS 5/16-18X3/4 GR5	
7.	803-008C	NUT HEX 5/16-18 PLT	
8.	166-118H	2220 UPPER LADDER MNT WLDMENT	
9.	804-013C	WASHER LOCK SPRING 3/8 PLT	
10.	803-014C	NUT HEX 3/8-16 PLT	
11.	166-064H	AIR DRILL HANDRAIL WELDMENT	
12.	802-017C	HHCS 3/8-16X1 GR5	
13.	119-155D	WALKBOARD 3 PT 15'	
14.	802-159C	HHCS 5/16-18X1 GR5	
15.	804-036C	WASHER FLAT 5/16 SAE PLT	
16.	804-135C	WASHER FLAT 5/16 NEOPRENE PLT	
17.	803-011C	NUT LOCK 5/16-18 PLT	
18.	119-032D	3-PT STEP RETAINER	
19.	166-117H	2220 UPPER LADDER WELDMENT	
20.	800-041C	S-HOOK #772 .177 X 1 1/8 PLT	
21.	802-602C	SP EYE 5/16-18X2 1/2	

**Legend:** ● = 1st revision; ● = 2nd revision; ● = 3rd revision; ● = use up existing stock; ⊗ = not interchangeable; ⊗ ① ● = for example: revision 2 is not interchangeable w/revision 1

Meterbox



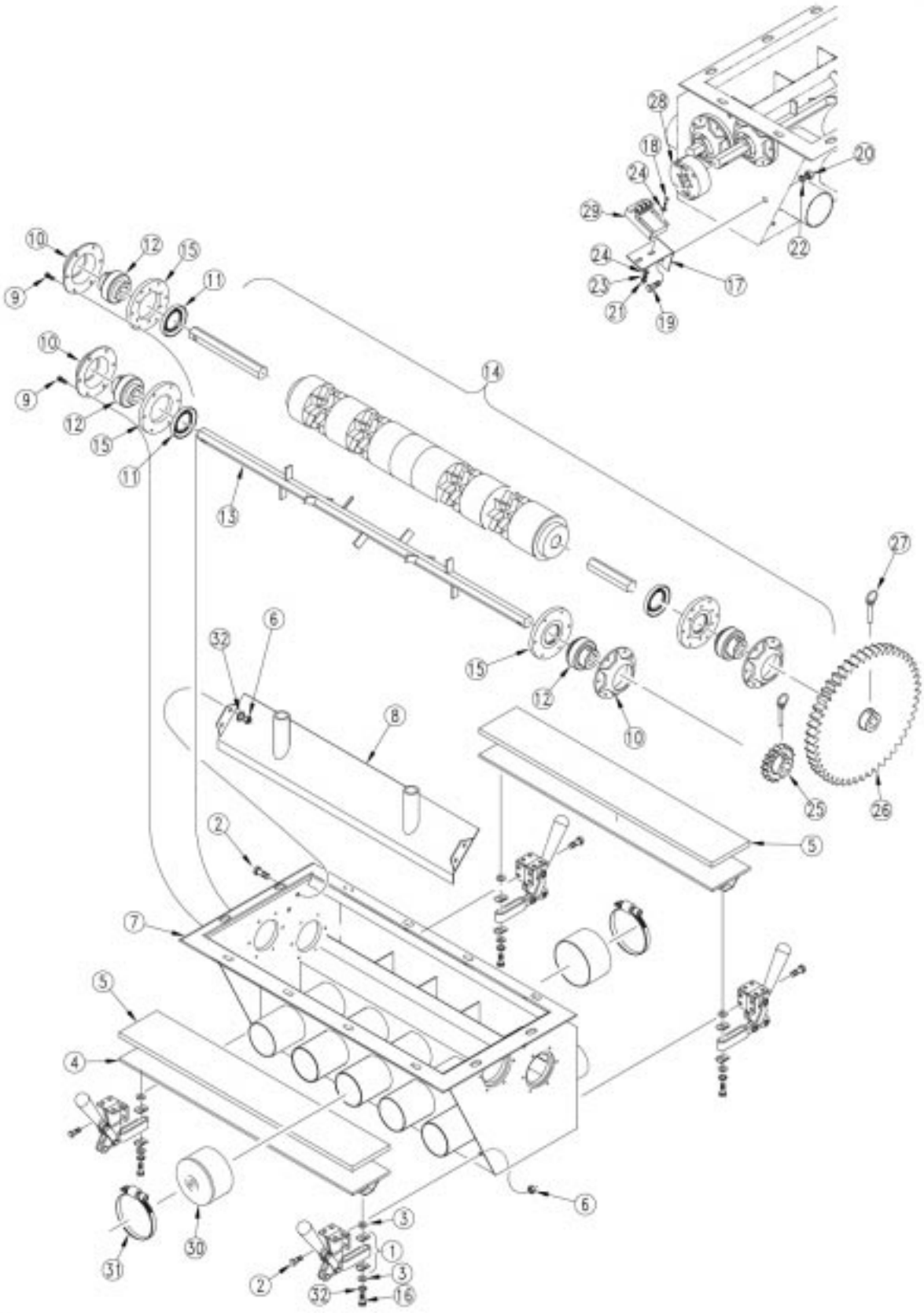
16138

**Meterbox**

Ref.	Part No.	Part Description	Comments
1.	800-179C	DESTACO HOLD DOWN ACTION CLAMP	
2.	802-078C	HHCS 1/4-20X5/8 GR5	
3.	804-007C	WASHER FLAT 1/4 SAE PLT	
4.	168-190H	CALIBRATION LID WELDMNT	
5.	816-201C	METERING BOX ACCESS SEAL	
6.	803-006C	NUT HEX 1/4-20 PLT	
7.	168-295H	METERING BOX WELD W/OFL	S/N Y1063+.
8.	168-185H	METERING BOX TOP PANEL WELDMNT	
9.	801-151C	SCR HEX SELF TAP 1/4-20X1 TYPE F	S/N Y1063+.
	801-104C	HWHSTS #10-24 X 1 TYPE F	S/N Y1062-.
10.	890-466C	RIBB BRG FLING .266 MT HOLE PLT	S/N Y1063+.
	107-112D	BEARING FLANGE-3/16 DIA HOLES	S/N Y1062-.
11.	816-199C	METERING BOX BEARING SEAL	
12.	188-009V	BEARING .755 HEX BORE W/S-S	
13.	168-189H	AGITATOR SHAFT WELDMNT	
14.	168-188S	METERING BOX STAR SHAFT ASSY	
15.	168-269D	METER SHAFT	
16.	817-207C	METERING BOX END SPACER	
17.	817-206C	METERING BOX MIDDLE SPACER	
18.	817-018C	AGITATOR 8 POINT HALF	
19.	168-251D	METERING BOX SEAL FLANGE	
20.	802-167C	HHCS 1/4-20X1 1/2 GR5	
21.	804-003C	WASHER FLAT #8 BRASS	
22.	168-323D	MONITOR SWITCH MOUNT BKT	
23.	801-067C	SCREW RD HD 8-32 X 1 LG PLT	
24.	802-014C	HHCS 3/8-16X3/4 GR5	
25.	803-014C	NUT HEX 3/8-16 PLT	
26.	803-064C	NUT HEX 8-32	
27.	804-013C	WASHER LOCK SPRING 3/8 PLT	
28.	804-043C	WASHER LOCK #8	
29.	804-088C	WASHER FLAT #8 SAE PLT	
30.	808-192C	GEAR 17 TOOTH QUICK CHANGE	
31.	168-243D	GEAR 54 TOOTH QUICK CHANGE	
32.	805-158C	PIN LYNCH 5/16 X 2 11/32	
33.	VA-278000	VANSCO SMART SHAFT SENSOR	
34.	VA-111004-2	2 MAGNET ACTUATOR 3/4 HEX	
35.	168-278S	FOUR OUTLET METER SHAFT ASSY	NTA3010 only.
36.	168-186H	METERING BOX WELDMNT	S/N Y1062-.

**Legend:** ● = 1st revision; ● = 2nd revision; ● = 3rd revision; ● = use up existing stock; ⊗ = not interchangeable; ⊗ ① ● = for example: revision 2 is not interchangeable w/revision 1

Meterbox (S/N Y1128+)



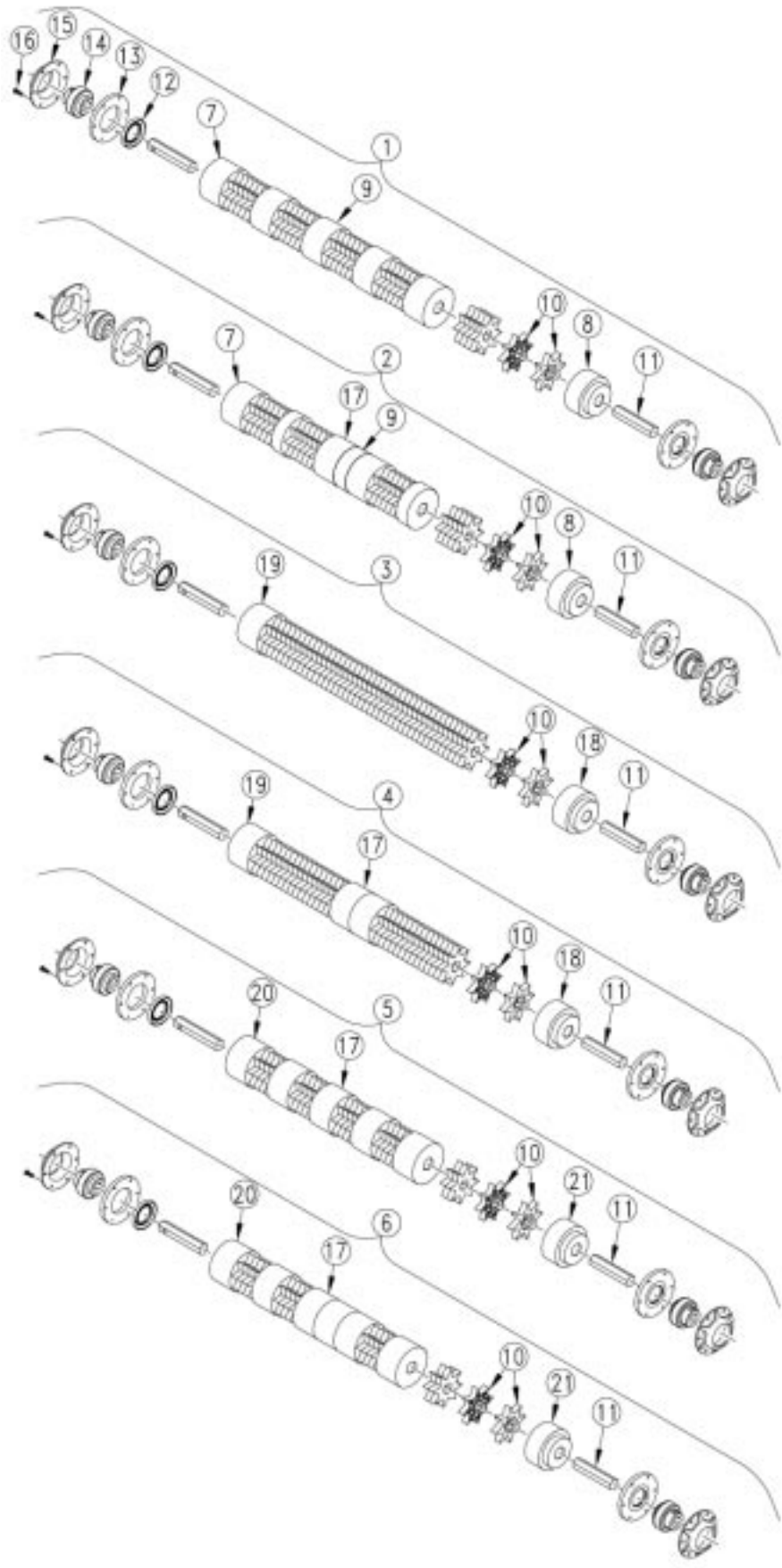
19611

**Meterbox (S/N Y1128+)**

Ref.	Part No.	Part Description	Comments
1.	800-179C	DESTACO HOLD DOWN ACTION CLAMP	
2.	802-078C	HHCS 1/4-20X5/8 GR5	
3.	804-007C	WASHER FLAT 1/4 SAE PLT	
4.	168-190H	CALIBRATION LID WELDMNT	
5.	816-201C	METERING BOX ACCESS SEAL	
6.	803-006C	NUT HEX 1/4-20 PLT	
7.	168-328H	METERING BOX WELD SIDE ACCESS	
8.	168-185H	METERING BOX TOP PANEL WELDMNT	
9.	801-151C	SCR HEX SELF TAP 1/4-20X1TYPEF	
10.	890-466C	RIBB BRG FLNG .266 MT HOLE PLT	
11.	816-199C	METERING BOX BEARING SEAL	
12.	188-009V	BEARING .755 HEX BORE W/S-S	
13.	168-189H	AGITATOR SHAFT WELDMNT	
14.	168-351S	4 OUTLET 2 STAR SHAFT ASSY	(Shown) Page 3-5 for breakdown
	168-350S	5 OUTLET 2 STAR SHAFT ASSY	Page 3-5 for breakdown
	168-348S	5 OUTLET 4 STAR SHAFT ASSY	Page 3-5 for breakdown
	168-349S	4 OUTLET 4 STAR SHAFT ASSY	Page 3-5 for breakdown
	168-344S	5 OUTLET 3 STAR SHAFT ASSY	Page 3-5 for breakdown
	168-345S	4 OUTLET 3 STAR SHAFT ASSY	Page 3-5 for breakdown
15.	168-251D	METERING BOX SEAL FLANGE	
16.	802-167C	HHCS 1/4-20X1 1/2 GR5	
17.	168-323D	MONITOR SWITCH MOUNT BKT	
18.	801-067C	SCREW RD HD 8-32 X 1 LG PLT	
19.	802-014C	HHCS 3/8-16X3/4 GR5	
20.	803-014C	NUT HEX 3/8-16 PLT	
21.	803-064C	NUT HEX 8-32	
22.	804-013C	WASHER LOCK SPRING 3/8 PLT	
23.	804-043C	WASHER LOCK #8	
24.	804-088C	WASHER FLAT #8 SAE PLT	
25.	808-192C	GEAR 17 TOOTH QUICK CHANGE	
26.	168-243D	GEAR 54 TOOTH QUICK CHANGE	
27.	805-158C	PIN LYNCH 5/16 X 2 11/32	
28.	VA-111004-2	2 MAGNET ACTUATOR 3/4 HEX	
29.	VA-278000	VANSCO SMART SHAFT SENSOR	
30.	800-067C	CLAMP BAND 2 1/2	
31.	817-344C	CAP 2 1/2 OD TUBE 1 1/2 LONG	
32.	804-006C	WASHER LOCK SPRING 1/4 PLT	

**Legend:** ● = 1st revision; ● = 2nd revision; ● = 3rd revision; ● = use up existing stock; ⊗ = not interchangeable; ⊗ ① ● = for example: revision 2 is not interchangeable w/revision 1

*Meter Shaft Breakdown*



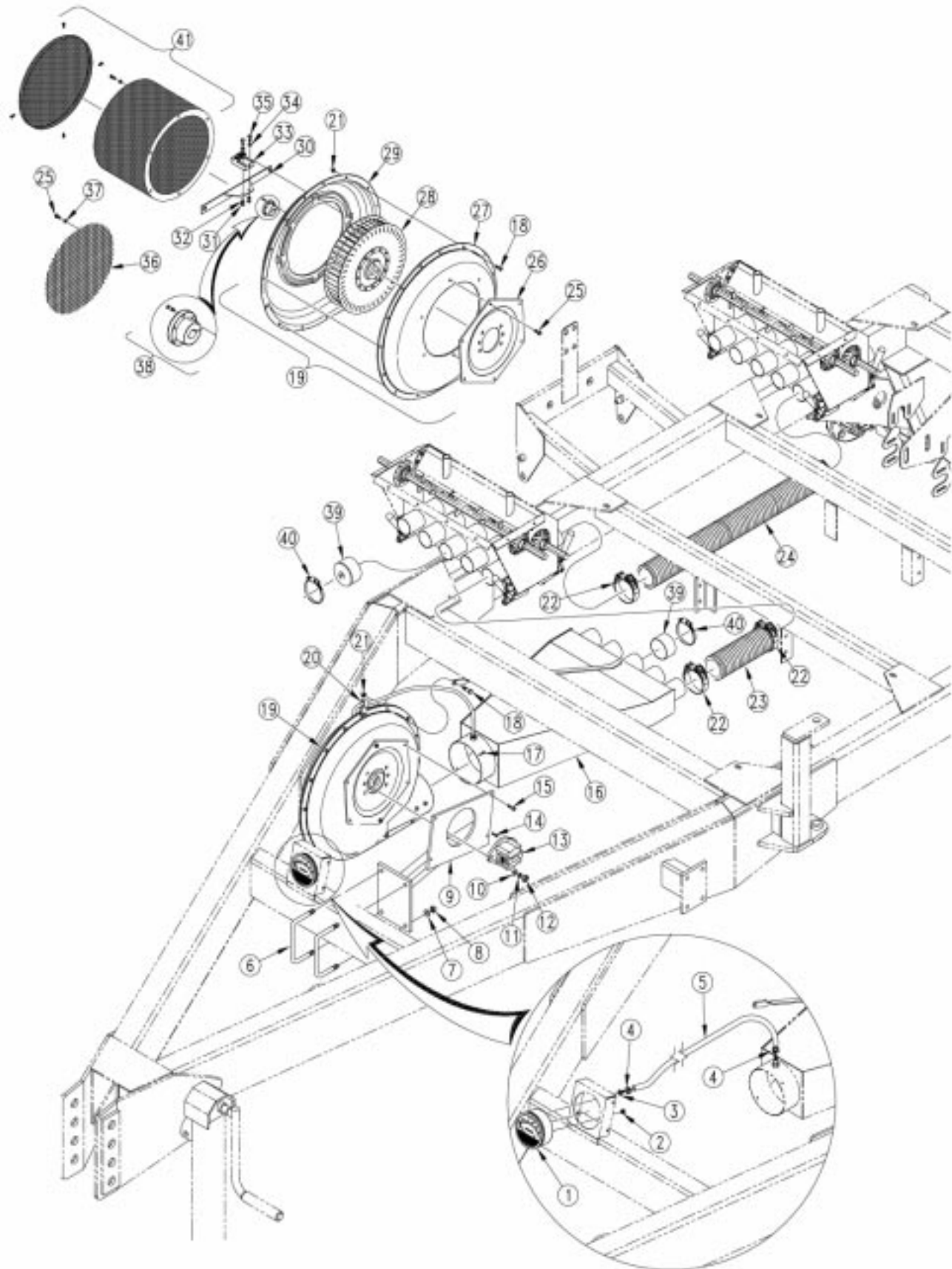
19917

**Meter Shaft Breakdown**

Ref.	Part No.	Part Description	Comments
1.	168-344S	5 OUTLET 3 STAR SHAFT ASSY	
2.	168-345S	4 OUTLET 3 STAR SHAFT ASSY	
3.	168-348S	5 OUTLET 4 STAR SHAFT ASSY	
4.	168-349S	4 OUTLET 4 STAR SHAFT ASSY	
5.	168-350S	5 OUTLET 2 STAR SHAFT ASSY	
6.	168-351S	4 OUTLET 2 STAR SHAFT ASSY	
7.	817-392C	METERING BOX END SPACER LONG	
8.	817-391C	METERING BOX END SPACER (CLIP)	
9.	817-426C	METERING BOX SPACER-1 IN	
10.	817-018C	AGITATOR 8 POINT HALF	
11.	168-398D	METER SHAFT	
12.	816-199C	METERING BOX BEARING SEAL	
13.	168-409D	METER SHAFT MOUNT PLATE	
14.	188-009V	BEARING .755 HEX BORE W/S-S	
15.	890-466C	RIBB BRG FLNG .266 MT HOLE PLT	
16.	801-151C	SCR HEX SELF TAP 1/4-20X1TYPEF	
17.	817-206C	METERING BOX MIDDLE SPACER	
18.	817-431C	METERING BOX SPACER 1.007	
19.	817-430C	METERING BOX SPACER .929	
20.	817-432C	METERING BOX END SPACER 2.007	
21.	817-433C	METERING BOX END SPACER 1.929	

**Legend:** ● = 1st revision; ● = 2nd revision; ● = 3rd revision; ● = use up existing stock; ⊗ = not interchangeable; ⊗ ① ● = for example: revision 2 is not interchangeable w/revision 1

Fan and Transition



16052

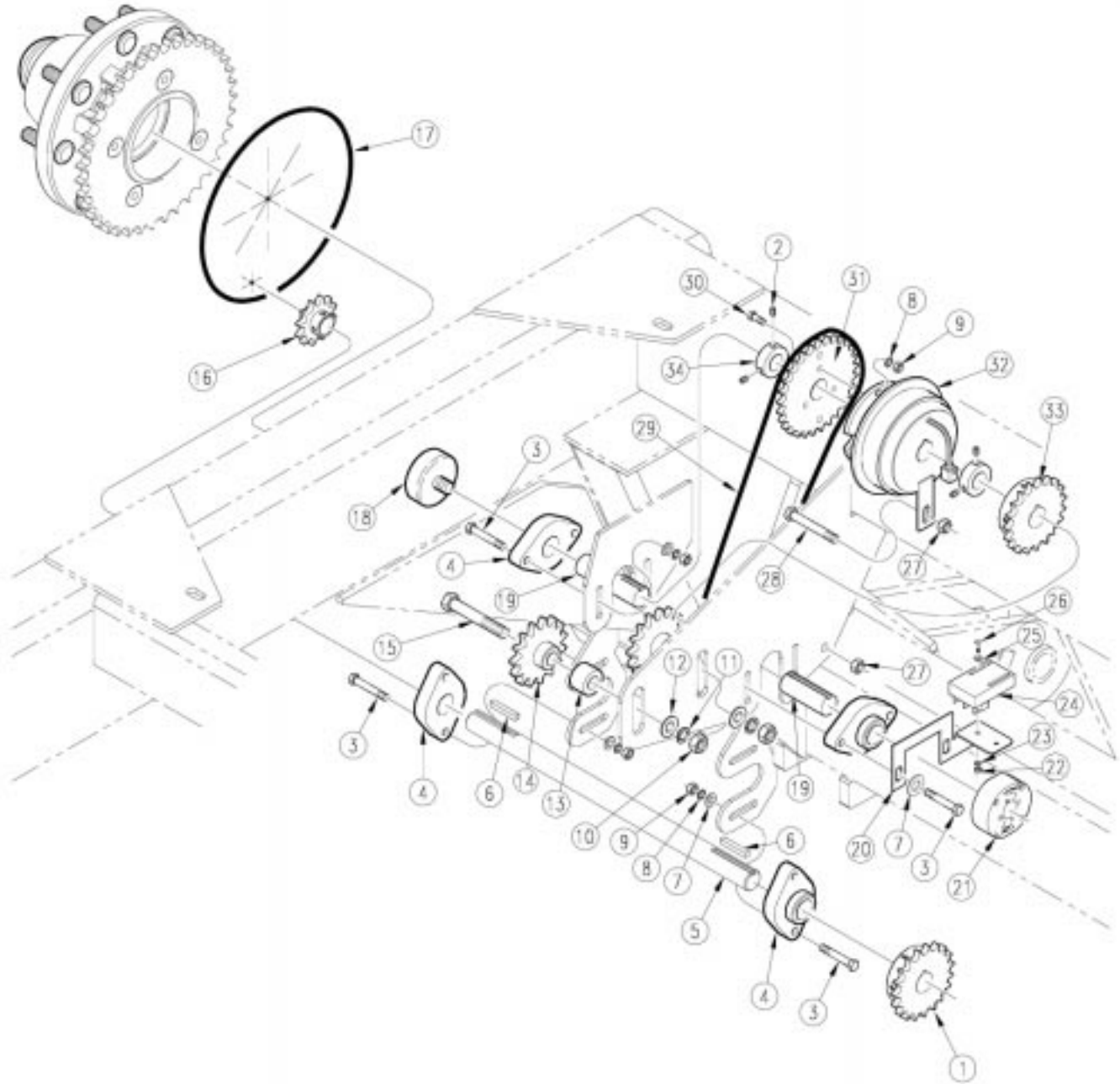


**Fan and Transition**

Ref.	Part No.	Part Description	Comments
1.	890-471C	MAGNEHELIC PRES GAGE-0-50inH2O	
2.	890-472C	BREATHER FILTER VENT 1/8 NPT	
3.	830-276C	AD 1/8MNPT X 1/4HB BRASS	
4.	800-258C	CLAMP WRM DRV #4 SS (.25-.63)	
	800-034C	REPL. BY 800-258C	
5.	168-141D	AIR GAUGE HOSE 36	
6.	806-067C	U-BOLT 1/2-13 X 6 1/32 X 4 1/4	
7.	804-015C	WASHER LOCK SPRING 1/2 PLT	
8.	803-020C	NUT HEX 1/2-13 PLT	
9.	166-119H	2220 FAN MOUNT WELDMENT	
10.	804-012C	WASHER FLAT 3/8 SAE PLT	
11.	804-013C	WASHER LOCK SPRING 3/8 PLT	
12.	803-014C	NUT HEX 3/8-16 PLT	
13.	810-273C	HYD MOTOR 7/8ORBF	
14.	168-094D	HYD MOTOR 1/8 KEY	
15.	801-002C	SCREW HEX SLT10-16X3/8P.THD CT	
16.	168-205H	FAN OUTLET TRANSITION	
17.	801-002C	SCREW HEX SLT10-16X3/8P.THD CT	
18.	802-375C	HFSS 1/4-20X1 GR5	
19.	890-395C	6 HYDRAULIC FAN KIT W/ SCREEN	
20.	800-064C	HOSE CLIP 13/16 ID	
21.	803-230C	NUT HEX FLANGE 1/4-20 PLT	
22.	800-180C	2 1/2 AIR HOSE BAND CLAMP	
23.	168-364D	2 1/2 INCH AIR HOSE 21 1/2 LG	
24.	168-363D	2 1/2 INCH AIR HOSE 34 LG	
25.	801-081C	SCREW HEX SELF TAP 1/4-20X3/4	
26.	23318	HYDRAULIC MOTOR MOUNT PLATE	
27.	23320	6 FAN HOUSING LH SIDE	
28.	17089	13 FAN IMPELLER	
29.	21121	6 FAN HOUSING RH SIDE	
30.	168-180H	AIR DRILL FAN SENSOR BRACKET	
31.	803-064C	NUT HEX 8-32	
32.	804-043C	WASHER LOCK #8	
33.	⊗ VA-291003	<b>VANSCO SMART FAN SENSOR, LONG</b>	
	Ⓜ VA-291000	<b>OBSOLETE, REPLD BY VA-291003</b>	
34.	804-088C	WASHER FLAT #8 SAE PLT	
35.	801-067C	SCREW RD HD 8-32 X 1 LG PLT	
36.	● Ⓜ 20002	<b>3/8 MESH FAN SCREEN</b>	<b>S/N Y1062-.No longer available. Replaced by 890-624C, item 41.</b>
37.	804-131C	WASHER FENDER 1/4 X 1	
38.	890-396C	BUSHING - FAN	
39.	817-344C	CAP 2 1/2 OD TUBE 1 1/2 LONG	Used on NTA3010 only.
40.	800-067C	CLAMP BAND 2 1/2	Used on NTA3010 only.
41.	⊗ 890-624C	<b>MESH FAN SCREEN</b>	<b>S/N Y1063+.</b>

**Legend:** Ⓜ = 1st revision; ⊗ = 2nd revision; ⊕ = 3rd revision; ● = use up existing stock; ⊗ = not interchangeable; ⊗ Ⓜ = for example: revision 2 is not interchangeable w/revision 1

*Drive Wheel to Electric Clutch*



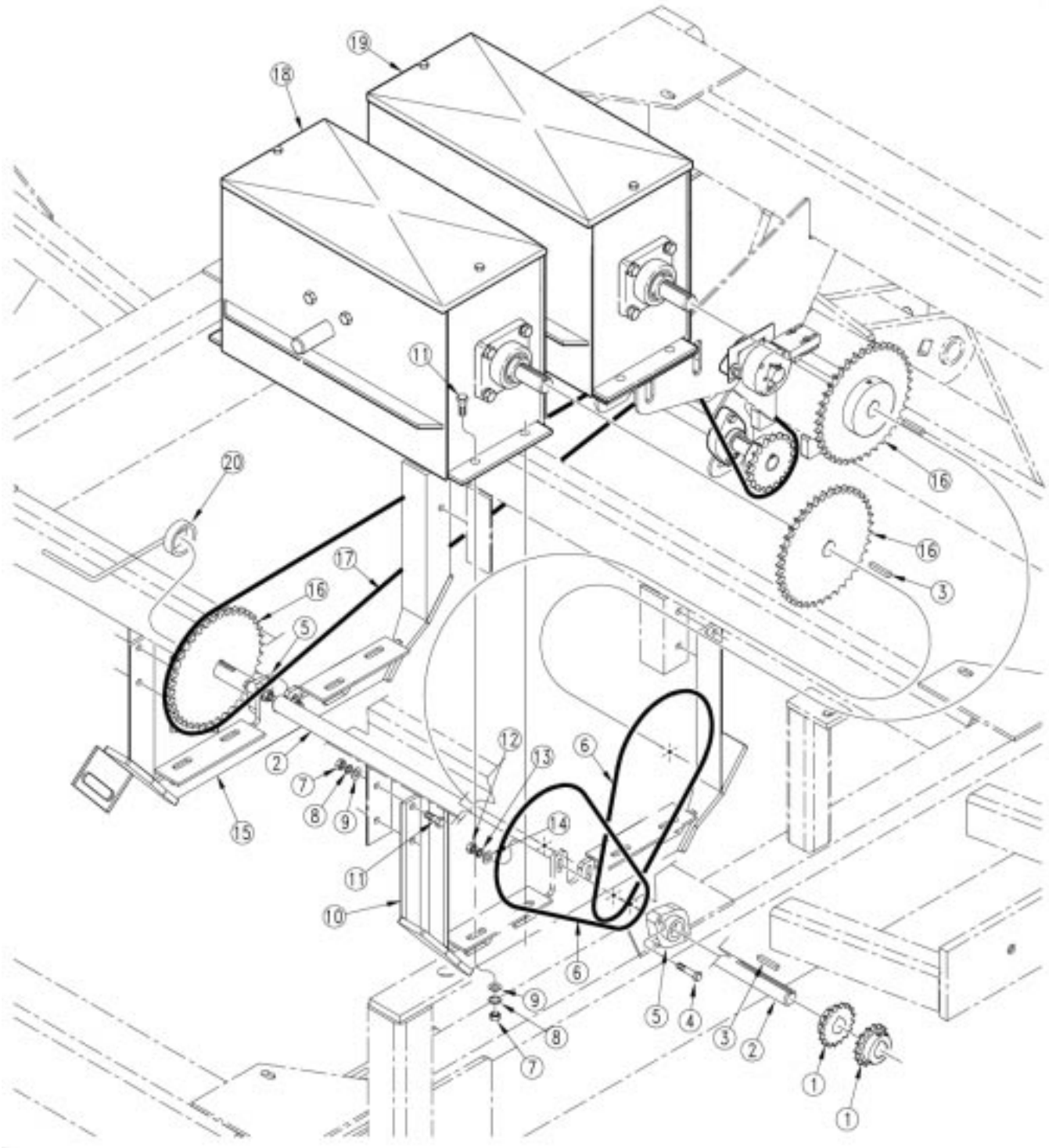
16087

**Drive Wheel to Electric Clutch**

Ref.	Part No.	Part Description	Comments
1.	808-125C 808-159C	SPKT 40B19X1 B MAX .875 THRU SPKT 40B17 X 1 BORE W/KW & SS	NTA3510, ADI334, ADI345 NTA3010, CTA4000
2.	801-035C	SCREW SET 5/16-18 SKT KP X 3/8	
3.	802-010C	HHCS 5/16-18X1 1/4 GR5	
4.	822-073C	BEARING 2 BOLT CAM LOCK 1 BORE	
5.	168-355D	2220 MAIN DRIVE SHAFT	
6.	168-276D	KEY 1/4 X 1/4 X 1 3/8 LG	
7.	804-010C	WASHER FLAT 5/16 USS PLT	
8.	804-009C	WASHER LOCK SPRING 5/16 PLT	
9.	803-008C	NUT HEX 5/16-18 PLT	
10.	803-021C	NUT HEX 5/8-11 PLT	
11.	804-022C	WASHER LOCK SPRING 5/8 PLT	
12.	804-021C	WASHER FLAT 5/8 SAE PLT	
13.	161-131D	SPEED CHANGE SPACER	
14.	808-046C	SPKT 40A17 IDLER	
15.	802-059C	HHCS 5/8-11X3 GR5	
16.	808-237C	SPKT 60B11 X 1 BORE W/KW & SS	
17.	809-188C	CHAIN DOUBLE RL #60-2X39PI W/C	
18.	890-437C	ACRE METER AIR DRILL 2220	
19.	168-308D	AIR DRILL CLUTCH SHAFT	
20.	168-240D	METER SHAFT SENSOR MNT BRACKET	
21.	VA-111002-2	2 MAGNET ACTUATOR	
22.	803-064C	NUT HEX 8-32	
23.	804-043C	WASHER LOCK #8	
24.	VA-278001	VANSCO SMART GND SPD SENSOR	
25.	804-088C	WASHER FLAT #8 SAE PLT	
26.	801-067C	SCREW RD HD 8-32 X 1 LG PLT	
27.	803-014C	NUT HEX 3/8-16 PLT	
28.	802-318C	HHCS 3/8-16X5 GR5	
29.	809-192C 809-189C	CHAIN RL 2040A X 51 PITCH W/C CHAIN RL 2040A X 53 PITCH W/C	ADI345, CTA4000 NTA3510, NTA3010, ADI334
30.	802-159C	HHCS 5/16-18X1 GR5	
31.	168-123D 168-183D	40A29 CLUTCH SPROCKET 40A38 CLUTCH SPROCKET	ADI345, CTA4000 NTA3510, NTA3010, ADI334
32.	823-074C	AIR DRILL ELECTRIC CLUTCH	
33.	808-062C	SPKT 40B15 X 1 B W/KW & SS	
34.	181-151C	1 BORE KEYED SET COLLAR	

**Legend:** ● = 1st revision; ● = 2nd revision; ● = 3rd revision; ● = use up existing stock; ⊗ = not interchangeable; ⊗ ⊕ ● = for example: revision 2 is not interchangeable w/revision 1

*Electric Clutch to Gearbox Drive*



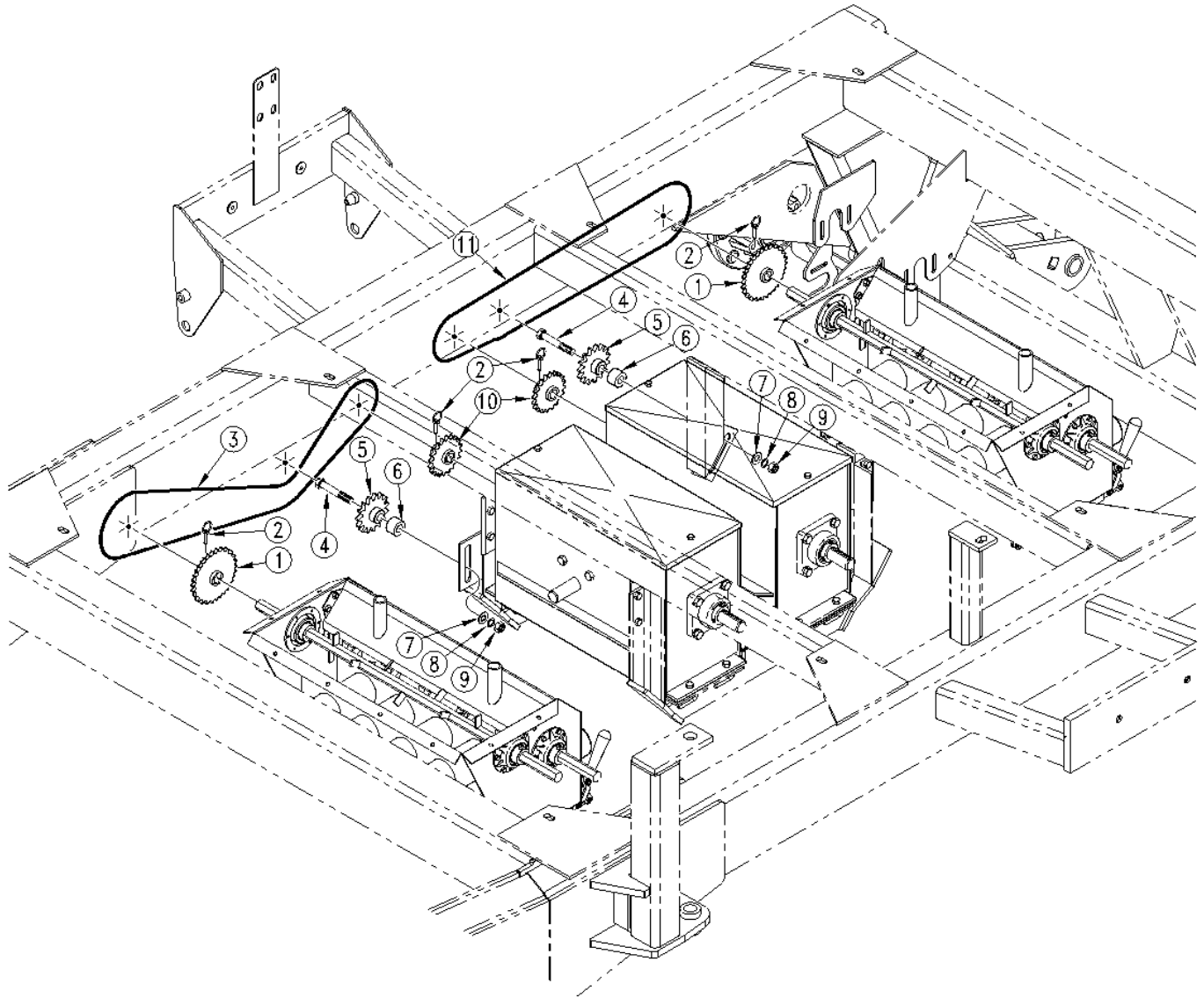
16089

**Electric Clutch to Gearbox Drive**

Ref.	Part No.	Part Description	Comments
1.	808-062C	SPKT 40B15 X 1 B W/KW & SS	
2.	168-354D	2220 GEARBOX JACKSHAFT	
3.	168-276D	KEY 1/4 X 1/4 X 1 3/8 LG	
4.	802-010C	HHCS 5/16-18X1 1/4 GR5	
5.	822-073C	BEARING 2 BOLT CAM LOCK 1 BORE	
6.	809-065C	CHAIN RL 40 X 61 PITCH	
7.	803-014C	NUT HEX 3/8-16 PLT	
8.	804-013C	WASHER LOCK SPRING 3/8 PLT	
9.	804-012C	WASHER FLAT 3/8 SAE PLT	
10.	166-106H	GEARBOX BRACKET WELDMENT LH	
11.	802-017C	HHCS 3/8-16X1 GR5	
12.	803-008C	NUT HEX 5/16-18 PLT	
13.	804-009C	WASHER LOCK SPRING 5/16 PLT	
14.	804-010C	WASHER FLAT 5/16 USS PLT	
15.	166-114H	GEARBOX BRACKET WELDMENT RH	
16.	808-191C	SPKT 40B45 1 BORE W/KW & SS	
	808-064C	SPKT 40B37 X 1 B W/KW&2-SS	NTA3010 only.
17.	809-190C	CHAIN RL 2040A X 98 PITCH W/C	
18.	168-248K	FRONT GEARBOX ASSEMBLY 2220	Refer to page 5-12 and page 5-14 for breakdown..
19.	168-249K	REAR GEARBOX ASSEMBLY 2220	Refer to page 5-16 and page 5-18 for breakdown..
20.	168-003H	CLUTCH HANDLE	

**Legend:** ● = 1st revision; ● = 2nd revision; ● = 3rd revision; ● = use up existing stock; ⊗ = not interchangeable; ⊗ ① ● = for example: revision 2 is not interchangeable w/revision 1

**Gearbox to Meter Box Drive**



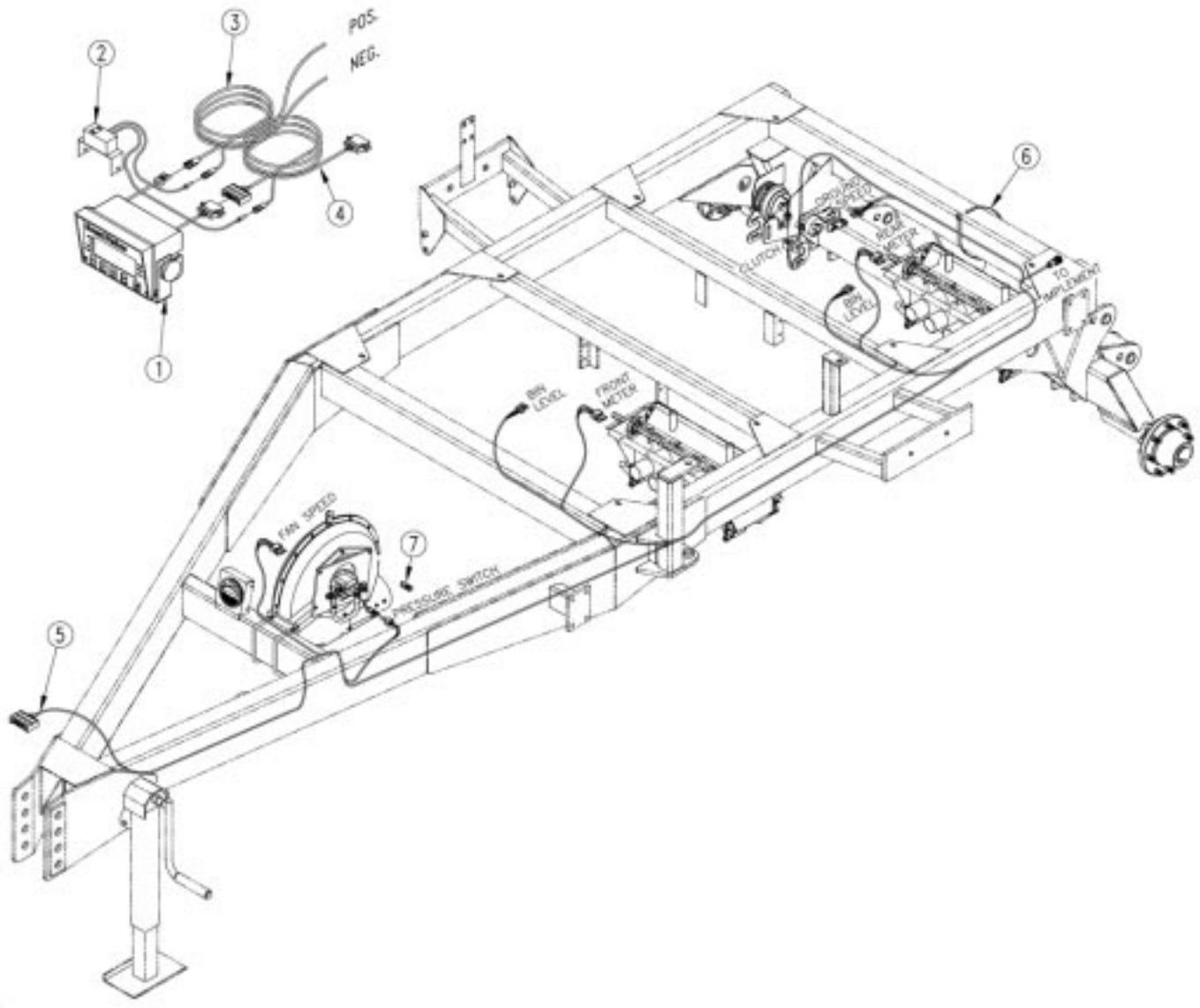
16130

***Gearbox to Meter Box Drive***

Ref.	Part No.	Part Description	Comments
1.	168-191H	30T QUICK CHANGE SPKT WELDMENT	
2.	805-158C	PIN LYNCH 5/16 X 2 11/32	
3.	809-191C	CHAIN RL 2040A X 47 PITCH W/C	
4.	802-058C	HHCS 5/8-11X2 1/2 GR5	
5.	808-046C	SPKT 40A17 IDLER	
6.	161-131D	SPEED CHANGE SPACER	
7.	804-021C	WASHER FLAT 5/8 SAE PLT	
8.	804-022C	WASHER LOCK SPRING 5/8 PLT	
9.	803-021C	NUT HEX 5/8-11 PLT	
10.	168-192H	20T QUICK CHANGE SPKT WELDMENT	
11.	809-009C	CHAIN RL 20-40A 46 PITCH	

**Legend:** ① = 1st revision; ② = 2nd revision; ③ = 3rd revision; ● = use up existing stock; ⊗ = not interchangeable; ⊗ ① ② = for example: revision 2 is not interchangeable w/revision 1

**Vansco Monitor/Harness**



16139

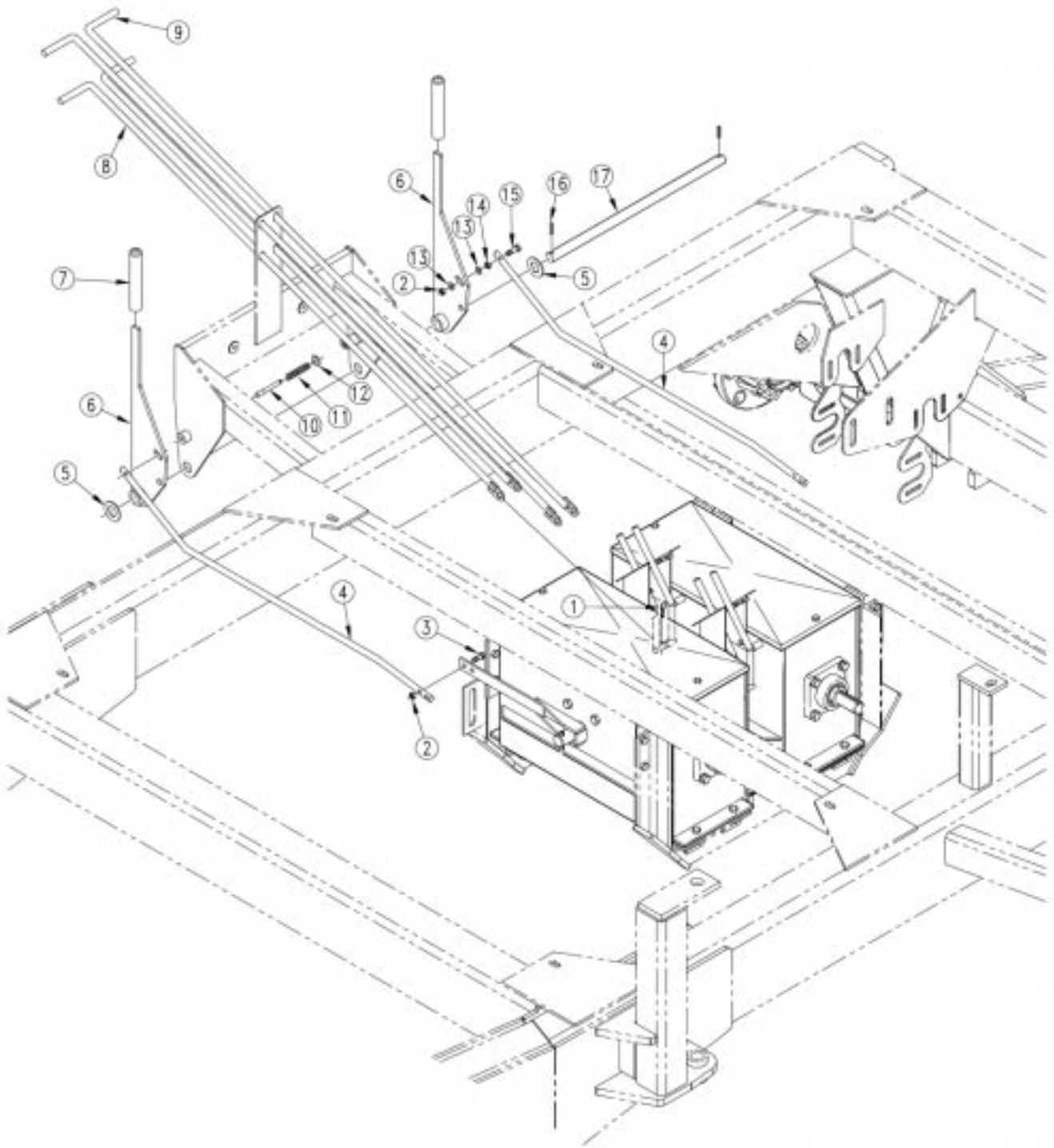


**Vansco Monitor/Harness**

Ref.	Part No.	Part Description	Comments
1.	VA-490001	VANSCO ADC2220 MUX CONSOLE	
2.	VA-490002	ADC2220 CLUTCH SWITCH BOX	
3.	VA-490700	VANSCO ADC2220 POWER LEAD	
4.	VA-490701	VANSCO ADC2220 CONSOLE OUTPUT	
5.	VA-490702	VANSCO ADC2220 CART HARNESS	
6.	800-060C	CABLE TIE .19X14.25 3DIA 50LB	
7.	823-187C	PRESSURE SWITCH REPLACE LOOP	

**Legend:** ① = 1st revision; ② = 2nd revision; ③ = 3rd revision; ● = use up existing stock; ⊗ = not interchangeable; ⊗ ① ② = for example: revision 2 is not interchangeable w/revision 1

**Gearbox Levers**



16169

**Gearbox Levers**

Ref.	Part No.	Part Description	Comments
1.	805-032C	PIN HAIR COTTER .148 WIRE	
2.	803-011C	NUT LOCK 5/16-18 PLT	
3.	802-010C	HHCS 5/16-18X1 1/4 GR5	
4.	168-358D	2220 CLUTCH LINKAGE ROD	
5.	804-025C	WASHER FLAT 3/4 SAE PLT	
6.	166-107H	CLUTCH HANDLE WELDMENT	
7.	817-056C	30' 3-SEC TRANS LOCK-UP GRIP	
8.	168-246H	2220 GEARSHIFT HNDL WLDMT-SHRT	
9.	168-245H	2220 GEARSHIFT HNDL WLDMT-LG	
10.	204-221D	PLUNGER	
11.	807-123C	SPRING COMP .39X1.12X.047W	
12.	800-051C	RING, SPLIT 1-1/4 I.D.	
13.	804-036C	WASHER FLAT 5/16 SAE PLT	
14.	803-008C	NUT HEX 5/16-18 PLT	
15.	802-013C	HHCS 5/16-18X1 3/4 GR5	
16.	805-023C	PIN ROLL 3/16X1 1/4 PLT	
17.	166-451D	CLUTCH HANDLE PIVOT SHAFT	

**Legend:** ● = 1st revision; ● = 2nd revision; ● = 3rd revision; ● = use up existing stock; ⊗ = not interchangeable; ⊗ ① ● = for example: revision 2 is not interchangeable w/revision 1

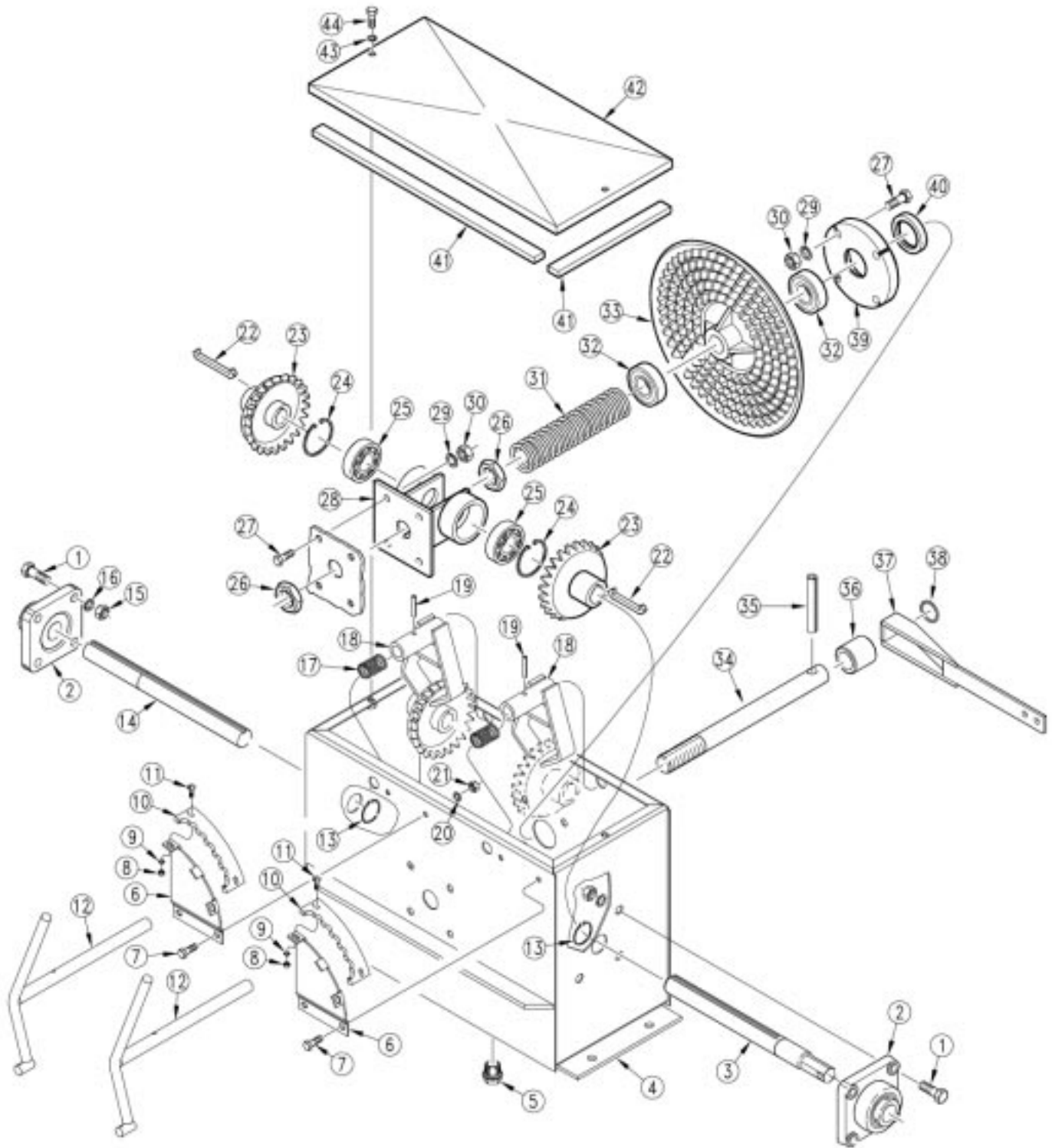


**Front Gearbox (S/N Y1000-Y1062)**

Ref.	Part No.	Part Description	Comments
1.	168-155H	FRONT GEARBOX HOUSING	
2.	168-212D	PLATE GEAR SHAFT	
3.	168-283D	GEARBOX LEVER CLUTCH TUBE	
4.	168-247H	GEARBOX SHIFT LINKAGE RAMP LG	
5.	816-166C	O-RING 1 ID X 1 1/4 OD X 1/8	
6.	805-169C	PIN ROLL 1/2 X 1 3/4	
7.	168-300D	GEARBOX OUTPUT SHAFT W/HEX	
8.	822-074C	BEARING 4 BOLT CAM LOCK 1 BORE	
9.	802-029C	HHCS 7/16-14X1 1/2 GR5	
10.	804-014C	WASHER LOCK 7/16 PLT	
11.	803-015C	NUT HEX 7/16-14 PLT	
12.	990-024R	SEAL 5/16 X 3/4 DOR-TITE TRAY	
13.	168-164H	GEARBOX LID	
14.	802-087C	HHCS 5/16-18X1 SS	
15.	804-009C	WASHER LOCK SPRING 5/16 PLT	
16.	802-079C	HHCS 3/8-16X1 1/4 GR5	
17.	804-013C	WASHER LOCK SPRING 3/8 PLT	
18.	803-014C	NUT HEX 3/8-16 PLT	
19.	816-053C	SEAL OIL 1 1/2 X 2 1/8 X 5/16	
20.	168-208D	CLUTCH SEAL HOUSING	
21.	822-069C	BEARING THRUST 1 ID X 2 ODX5/8	
22.	168-187D	MULTI GEAR PLATE GEAR	
23.	807-041C	SPRING GEARBOX CLUTCH	
24.	803-030C	NUT HEX JAM 1-8 PLT	
25.	890-353C	GEARBOX BEVEL GEAR KEY	
26.	168-188D	24T BEVEL PINNION GEAR	
27.	822-070C	BEARING BALL 1 ID X 2 OD X 5/8	
28.	168-157H	GEARBOX BEARING MOUNT	
29.	802-017C	HHCS 3/8-16X1 GR5	
30.	168-193H	GEARBOX SHIFT INDICATOR - REAR	
31.	168-209D	GEAR INDICATOR SPACER	
32.	802-004C	HHCS 1/4-20X3/4 GR5	
33.	804-006C	WASHER LOCK SPRING 1/4 PLT	
34.	803-006C	NUT HEX 1/4-20 PLT	
35.	168-195H	GEARBOX SHIFTER/IND WLDMT REAR	
36.	801-023C	SCREW SET SH 3/8-16X3/8 TYPE C	
37.	168-158H	SHIFT FORK	
38.	168-213D	GEARBOX INPUT SHAFT	
39.	800-066C	DRAIN PLUG 3/4-16 UNF PLATED	
40.	800-088C	SNAP RING INT 2.000	

**Legend:** ● = 1st revision; ● = 2nd revision; ● = 3rd revision; ● = use up existing stock; ⊗ = not interchangeable; ⊗ ① ● = for example: revision 2 is not interchangeable w/revision 1

Front Gearbox (S/N Y1063+)



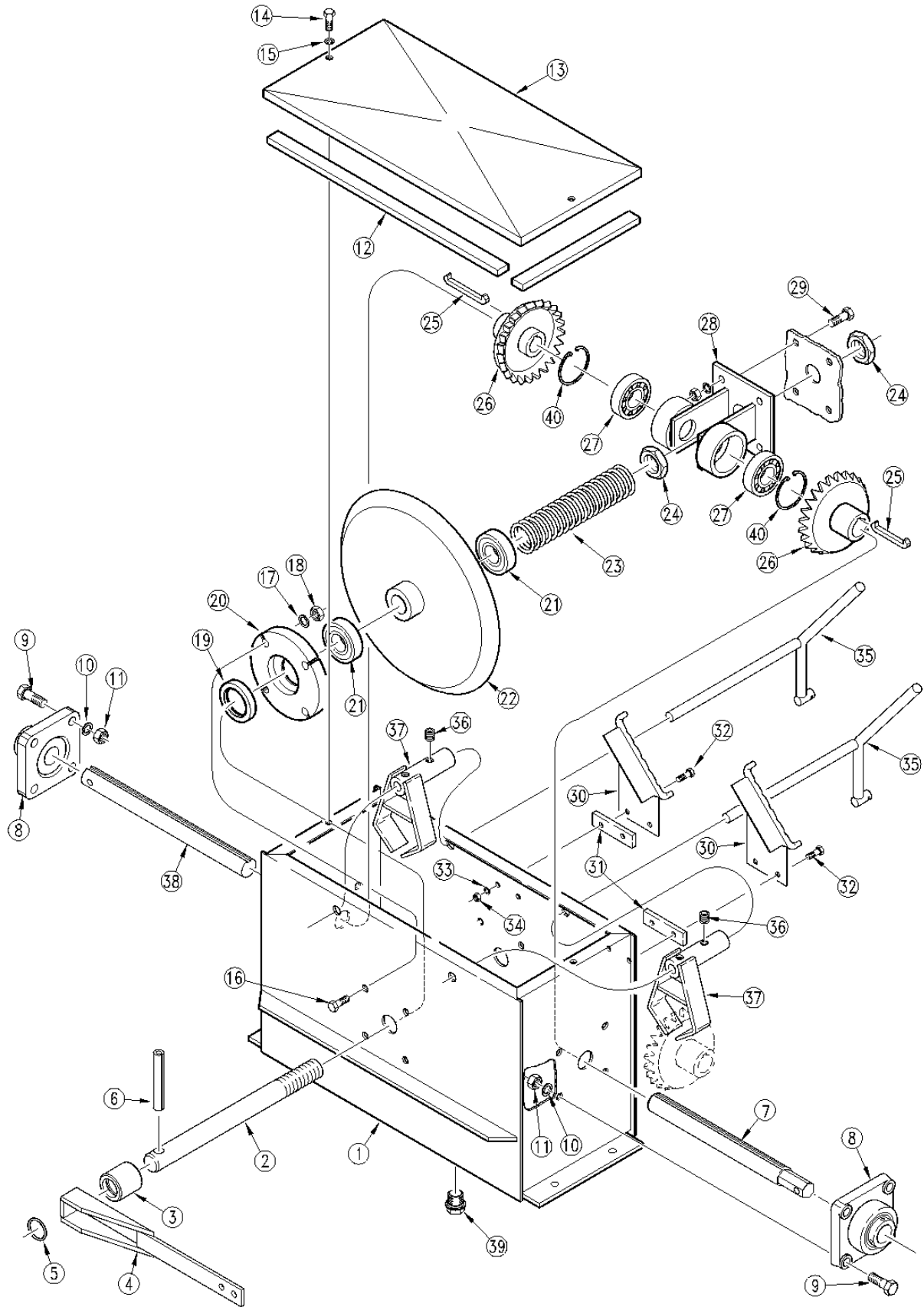
17073

## Front Gearbox (S/N Y1063+)

Ref.	Part No.	Part Description	Comments
1.	802-029C	HHCS 7/16-14X1 1/2 GR5	
2.	822-074C	BEARING 4 BOLT CAM LOCK 1 BORE	
3.	168-300D	GEARBOX OUTPUT SHAFT W/HEX	
4.	168-269H	FRONT GEARBOX HOUSING - NEW	
5.	800-066C	DRAIN PLUG 3/4-16 UNF PLATED	
6.	168-378D	SHIFT INDICATOR VERT PLT FRT	
7.	802-004C	HHCS 1/4-20X3/4 GR5	
8.	803-001C	NUT HEX 10-24 PLT	
9.	804-054C	WASHER LOCK #10	
10.	817-342C	GEARBOX SHIFT INDICATOR	
11.	801-003C	SCREW RD HD SLT 10-24X1/2 PLT	
12.	168-274H	SHIFTER/INDICATOR FRT - NEW	
13.	800-021C	SNAP RING 1.000	
14.	168-213D	GEARBOX INPUT SHAFT	
15.	803-015C	NUT HEX 7/16-14 PLT	
16.	804-014C	WASHER LOCK 7/16 PLT	
17.	807-175C	SPRING COMP .796ODX.065WX1.22	
18.	168-270H	SHIFT FORK - NEW	
19.	805-022C	PIN ROLL 3/16 X 1 PLT	
20.	804-006C	WASHER LOCK SPRING 1/4 PLT	
21.	803-006C	NUT HEX 1/4-20 PLT	
22.	890-353C	GEARBOX BEVEL GEAR KEY	
23.	168-188D	24T BEVEL PINNION GEAR	
24.	800-088C	SNAP RING INT 2.000	
25.	822-070C	BEARING BALL 1 ID X 2 OD X 5/8	
26.	803-030C	NUT HEX JAM 1-8 PLT	
27.	802-079C	HHCS 3/8-16X1 1/4 GR5	
28.	168-157H	GEARBOX BEARING MOUNT	
29.	804-013C	WASHER LOCK SPRING 3/8 PLT	
30.	803-014C	NUT HEX 3/8-16 PLT	
31.	807-041C	SPRING GEARBOX CLUTCH	
32.	822-069C	BEARING THRUST 1 ID X 2 ODX5/8	
33.	168-187D	MULTI GEAR PLATE GEAR	
34.	168-212D	PLATE GEAR SHAFT	
35.	805-169C	PIN ROLL 1/2 X 1 3/4	
36.	168-283D	GEARBOX LEVER CLUTCH TUBE	
37.	168-247H	GEARBOX SHIFT LINKAGE RAMP LG	
38.	816-166C	O-RING 1 ID X 1 1/4 OD X 1/8	
39.	168-208D	CLUTCH SEAL HOUSING	
40.	816-053C	SEAL OIL 1 1/2 X 2 1/8 X 5/16	
41.	990-024R	SEAL 5/16 X 3/4 DOR-TITE TRAY	
42.	168-164H	GEARBOX LID	
43.	804-009C	WASHER LOCK SPRING 5/16 PLT	
44.	802-087C	HHCS 5/16-18X1 SS	

Legend: ● = 1st revision; ● = 2nd revision; ● = 3rd revision; ● = use up existing stock; ⊗ = not interchangeable; ⊗ ① ● = for example: revision 2 is not interchangeable w/revision 1

Rear Gearbox (S/N Y1000-Y1062)



16187

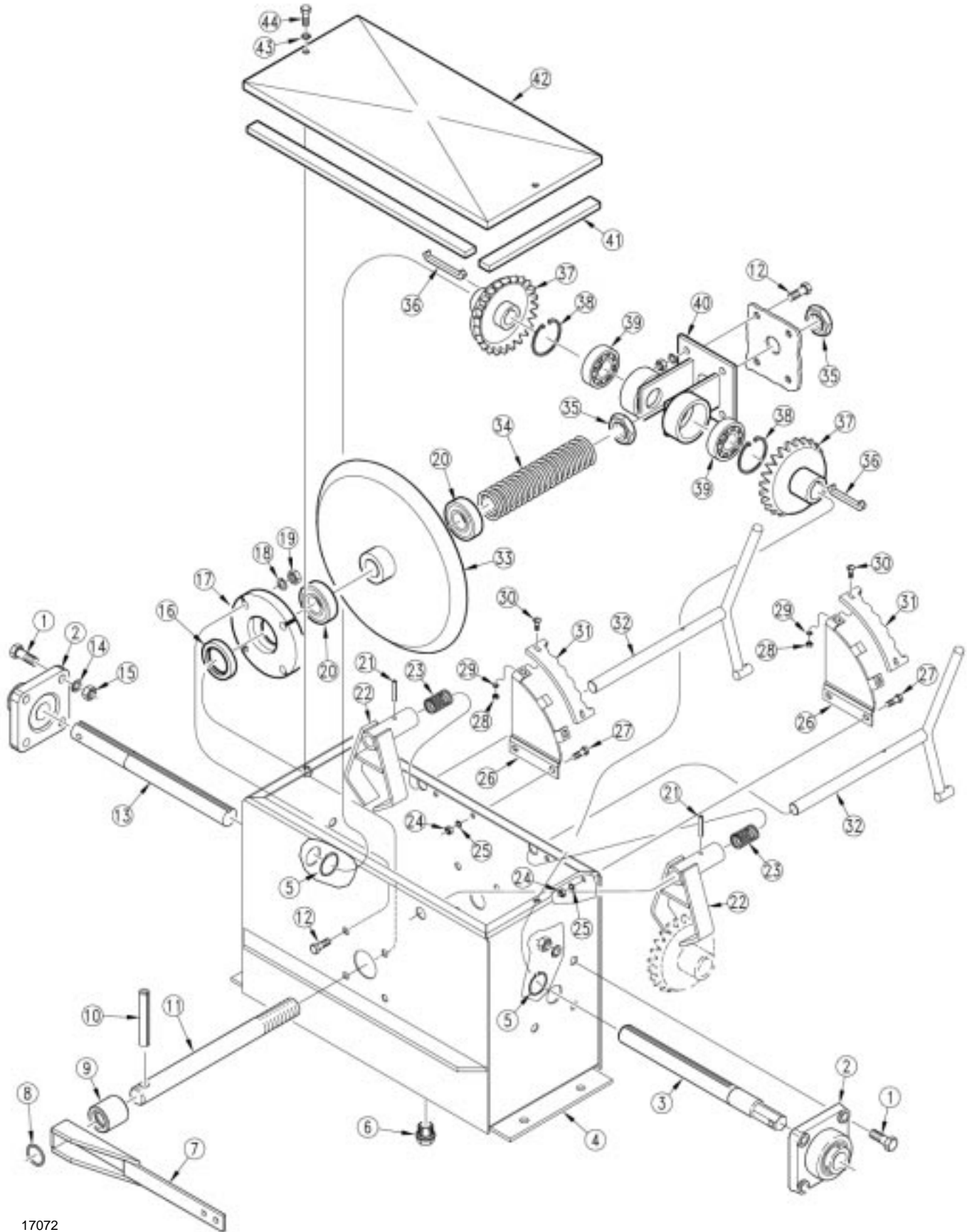


**Rear Gearbox (S/N Y1000-Y1062)**

Ref.	Part No.	Part Description	Comments
1.	168-156H	REAR GEARBOX HOUSING	
2.	168-212D	PLATE GEAR SHAFT	
3.	168-283D	GEARBOX LEVER CLUTCH TUBE	
4.	168-247H	GEARBOX SHIFT LINKAGE RAMP LG	
5.	816-166C	O-RING 1 ID X 1 1/4 OD X 1/8	
6.	805-169C	PIN ROLL 1/2 X 1 3/4	
7.	168-300D	GEARBOX OUTPUT SHAFT W/HEX	
8.	822-074C	BEARING 4 BOLT CAM LOCK 1 BORE	
9.	802-029C	HHCS 7/16-14X1 1/2 GR5	
10.	804-014C	WASHER LOCK 7/16 PLT	
11.	803-015C	NUT HEX 7/16-14 PLT	
12.	990-024R	SEAL 5/16 X 3/4 DOR-TITE TRAY	
13.	168-164H	GEARBOX LID	
14.	802-087C	HHCS 5/16-18X1 SS	
15.	804-009C	WASHER LOCK SPRING 5/16 PLT	
16.	802-079C	HHCS 3/8-16X1 1/4 GR5	
17.	804-013C	WASHER LOCK SPRING 3/8 PLT	
18.	803-014C	NUT HEX 3/8-16 PLT	
19.	816-053C	SEAL OIL 1 1/2 X 2 1/8 X 5/16	
20.	168-208D	CLUTCH SEAL HOUSING	
21.	822-069C	BEARING THRUST 1 ID X 2 ODX5/8	
22.	168-187D	MULTI GEAR PLATE GEAR	
23.	807-041C	SPRING GEARBOX CLUTCH	
24.	803-030C	NUT HEX JAM 1-8 PLT	
25.	890-353C	GEARBOX BEVEL GEAR KEY	
26.	168-188D	24T BEVEL PINNION GEAR	
27.	822-070C	BEARING BALL 1 ID X 2 OD X 5/8	
28.	168-157H	GEARBOX BEARING MOUNT	
29.	802-017C	HHCS 3/8-16X1 GR5	
30.	168-194H	GEARBOX SHIFT INDICATOR - FT	
31.	168-209D	GEAR INDICATOR SPACER	
32.	802-004C	HHCS 1/4-20X3/4 GR5	
33.	804-006C	WASHER LOCK SPRING 1/4 PLT	
34.	803-006C	NUT HEX 1/4-20 PLT	
35.	168-196H	GEARBOX SHIFTER/IND WLDMT FRNT	
36.	801-023C	SCREW SET SH 3/8-16X3/8 TYPE C	
37.	168-158H	SHIFT FORK	
38.	168-213D	GEARBOX INPUT SHAFT	
39.	800-066C	DRAIN PLUG 3/4-16 UNF PLATED	
40.	800-088C	SNAP RING INT 2.000	

**Legend:** ● = 1st revision; ● = 2nd revision; ● = 3rd revision; ● = use up existing stock; ⊗ = not interchangeable; ⊗ ① ● = for example: revision 2 is not interchangeable w/revision 1

Rear Gearbox (S/N Y1063+)



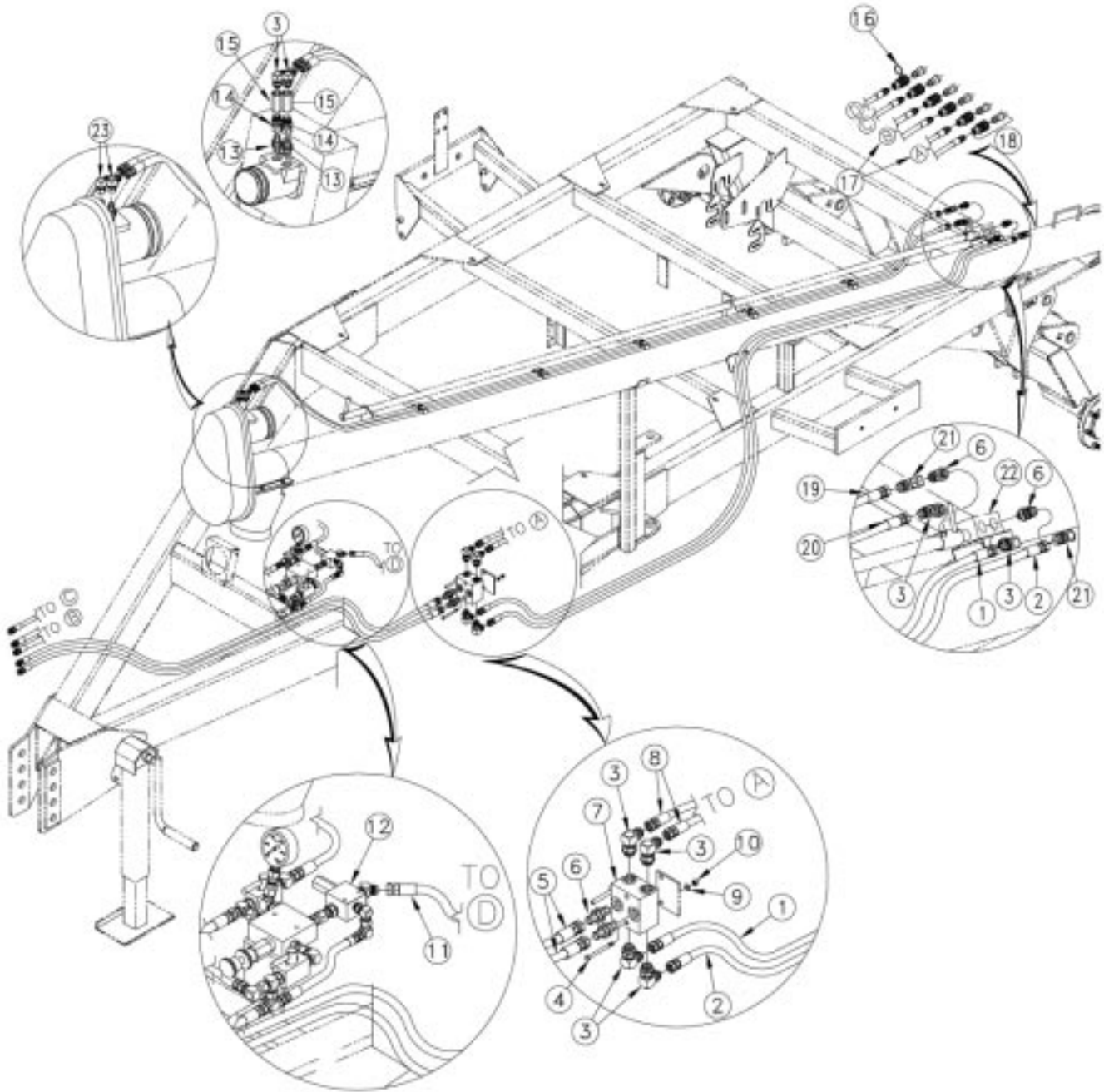
17072

## Rear Gearbox (S/N Y1063+)

Ref.	Part No.	Part Description	Comments
1.	802-029C	HHCS 7/16-14X1 1/2 GR5	
2.	822-074C	BEARING 4 BOLT CAM LOCK 1 BORE	
3.	168-300D	GEARBOX OUTPUT SHAFT W/HEX	
4.	168-268H	REAR GEARBOX HOUSING - NEW	
5.	800-021C	SNAP RING 1.000	
6.	800-066C	DRAIN PLUG 3/4-16 UNF PLATED	
7.	168-247H	GEARBOX SHIFT LINKAGE RAMP LG	
8.	816-166C	O-RING 1 ID X 1 1/4 OD X 1/8	
9.	168-283D	GEARBOX LEVER CLUTCH TUBE	
10.	805-169C	PIN ROLL 1/2 X 1 3/4	
11.	168-212D	PLATE GEAR SHAFT	
12.	802-079C	HHCS 3/8-16X1 1/4 GR5	
13.	168-213D	GEARBOX INPUT SHAFT	
14.	804-014C	WASHER LOCK 7/16 PLT	
15.	803-015C	NUT HEX 7/16-14 PLT	
16.	816-053C	SEAL OIL 1 1/2 X 2 1/8 X 5/16	
17.	168-208D	CLUTCH SEAL HOUSING	
18.	804-013C	WASHER LOCK SPRING 3/8 PLT	
19.	803-014C	NUT HEX 3/8-16 PLT	
20.	822-069C	BEARING THRUST 1 ID X 2 ODX5/8	
21.	805-022C	PIN ROLL 3/16 X 1 PLT	
22.	168-270H	SHIFT FORK - NEW	
23.	807-175C	SPRING COMP .796ODX.065WX1.22	
24.	803-006C	NUT HEX 1/4-20 PLT	
25.	804-006C	WASHER LOCK SPRING 1/4 PLT	
26.	168-376D	SHIFT INDICATOR VERT PLT REAR	
27.	802-004C	HHCS 1/4-20X3/4 GR5	
28.	803-001C	NUT HEX 10-24 PLT	
29.	804-054C	WASHER LOCK #10	
30.	801-003C	SCREW RD HD SLT 10-24X1/2 PLT	
31.	817-342C	GEARBOX SHIFT INDICATOR	
32.	168-274H	SHIFTER/INDICATOR FRT - NEW	
33.	168-187D	MULTI GEAR PLATE GEAR	
34.	807-041C	SPRING GEARBOX CLUTCH	
35.	803-030C	NUT HEX JAM 1-8 PLT	
36.	890-353C	GEARBOX BEVEL GEAR KEY	
37.	168-188D	24T BEVEL PINNION GEAR	
38.	800-088C	SNAP RING INT 2.000	
39.	822-070C	BEARING BALL 1 ID X 2 OD X 5/8	
40.	168-157H	GEARBOX BEARING MOUNT	
41.	990-024R	SEAL 5/16 X 3/4 DOR-TITE TRAY	
42.	168-164H	GEARBOX LID	
43.	804-009C	WASHER LOCK SPRING 5/16 PLT	
44.	802-087C	HHCS 5/16-18X1 SS	

Legend: ● = 1st revision; ● = 2nd revision; ● = 3rd revision; ● = use up existing stock; ⊗ = not interchangeable; ⊗ ⊕ ● = for example: revision 2 is not interchangeable w/revision 1

*Hydraulic System*



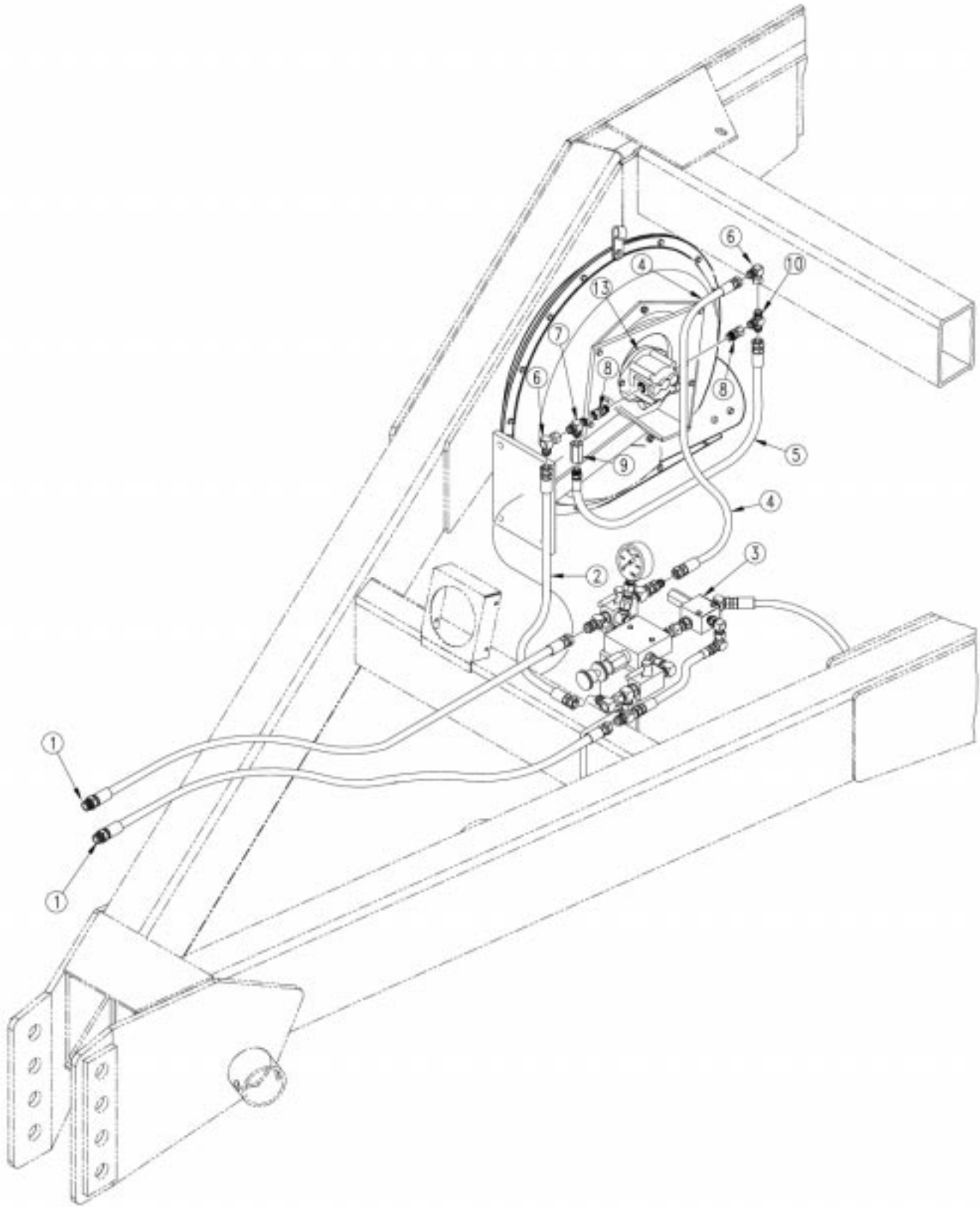
16224

**Hydraulic System**

Ref.	Part No.	Part Description	Comments
1.	811-650C	HH3/8R2 226 3/4FJIC	
2.	811-652C	HH3/8R2 228 3/4FJIC	
3.	811-063C	EL 3/4MJIC 3/4MORB	
4.	802-024C	HHCS 3/8-16X3 GR5	
5.	811-548C	HH3/8R2 159 1/2MNPT 3/4FJIC	
6.	811-088C	AD 3/4MORB 3/4MJIC	
7.	810-274C	DOUBLE SELECTOR VALVE 3/4FORB	Refer to page 6-8 for breakdown.
8.	811-666C	HH3/8R2 120 3/4FJIC 3/4MORB	
9.	804-013C	WASHER LOCK SPRING 3/8 PLT	
10.	803-014C	NUT HEX 3/8-16 PLT	
11.	811-681C	HH3/8R2 140 3/4MORB 9/16FJIC	(S/N Y1077-)
12.		NTA35 CONTROL VALVE	Refer to page 6-11 for breakdown. (S/N Y1077-)
13.	811-192C	AD 3/4MJIC 7/8MORB	
14.	811-324C	AD 3/4MORB 3/4FJIC	
15.	811-488C	CP 3/4 FORB 3/4 FORB	
16.	800-044C	SNAP RING EXT 1 1/2 SHAFT	
17.	811-649C	HH3/8R2 275 1/2MNPT 3/4MORB	
18.	811-204C	CP 3/4FORB QD BH	
19.	811-653C	HH3/8R2 156 3/4FJIC	
20.	811-651C	HH3/8R2 154 3/4FJIC	
21.	811-150C	EL 3/4FJIC 3/4MJIC	
22.	810-268C	VALVE 4 WAY 3 POS OP CEN DIR	Refer to page 6-10 for breakdown
23.	811-150C.	EL 3/4FJIC 3/4MJIC	

**Legend:** ● = 1st revision; ● = 2nd revision; ● = 3rd revision; ● = use up existing stock; ⊗ = not interchangeable; ⊗ ① ● = for example: revision 2 is not interchangeable w/revision 1

Fan Hydraulic System (S/N Y1077-)



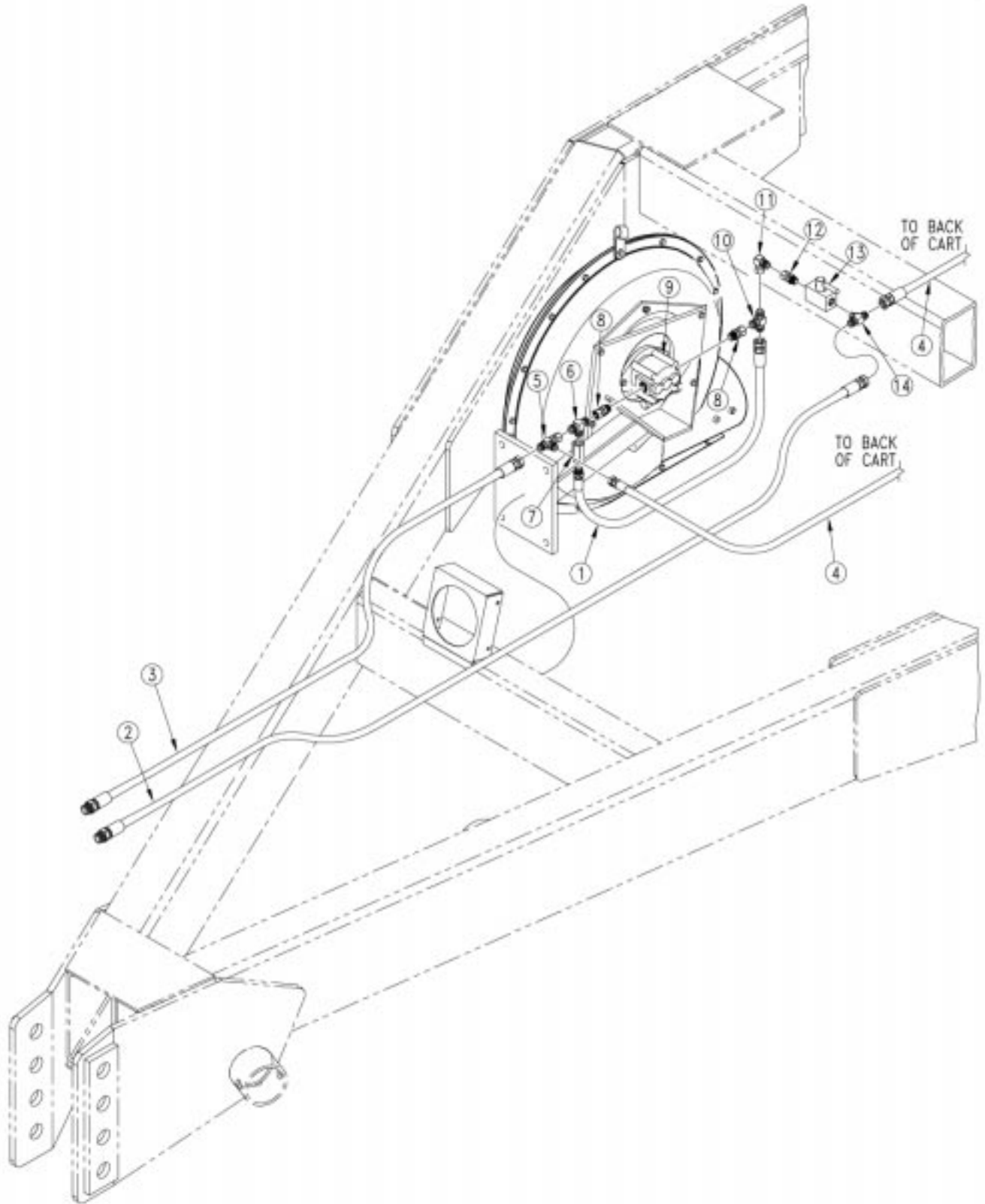
16245

**Fan Hydraulic System (S/N Y1077-)**

Ref.	Part No.	Part Description	Comments
1.	811-516C	HH1/2R2 142 3/4FJIC 1/2MNPT	
2.	811-679C	HH1/2R2 26 3/4FJIC 3/4FJIC	
3.		NTA35 CONTROL VALVE SUB ASSY	Refer to page 6-11 for breakdown.
4.	811-680C	HH1/2R2 11 3/4FJIC 3/4FJIC	
5.	811-195C	HH1/2R1 028 3/4FJIC 3/4MORB	
6.	811-150C	EL 3/4FJIC 3/4MJIC	
7.	811-077C	TE 3/4MORB 3/4MJIC 3/4MJIC	
8.	811-502C	AD 7/8MORB 3/4FJIC	
9.	810-037C	VALVE LINE CHECK	
10.	811-078C	TE 3/4MJIC	
11.	811-503C	EL 3/4FJIC 1/8NPTF	No longer available.
12.	823-083C	PRESSURE SWITCH 800# NO	No longer available.
13.	810-273C	HYD MOTOR 7/8ORBF	

**Legend:** ● = 1st revision; ● = 2nd revision; ● = 3rd revision; ● = use up existing stock; ⊗ = not interchangeable; ⊗ ① ● = for example: revision 2 is not interchangeable w/revision 1

Fan Hydraulic System (S/N Y1078+)



17200

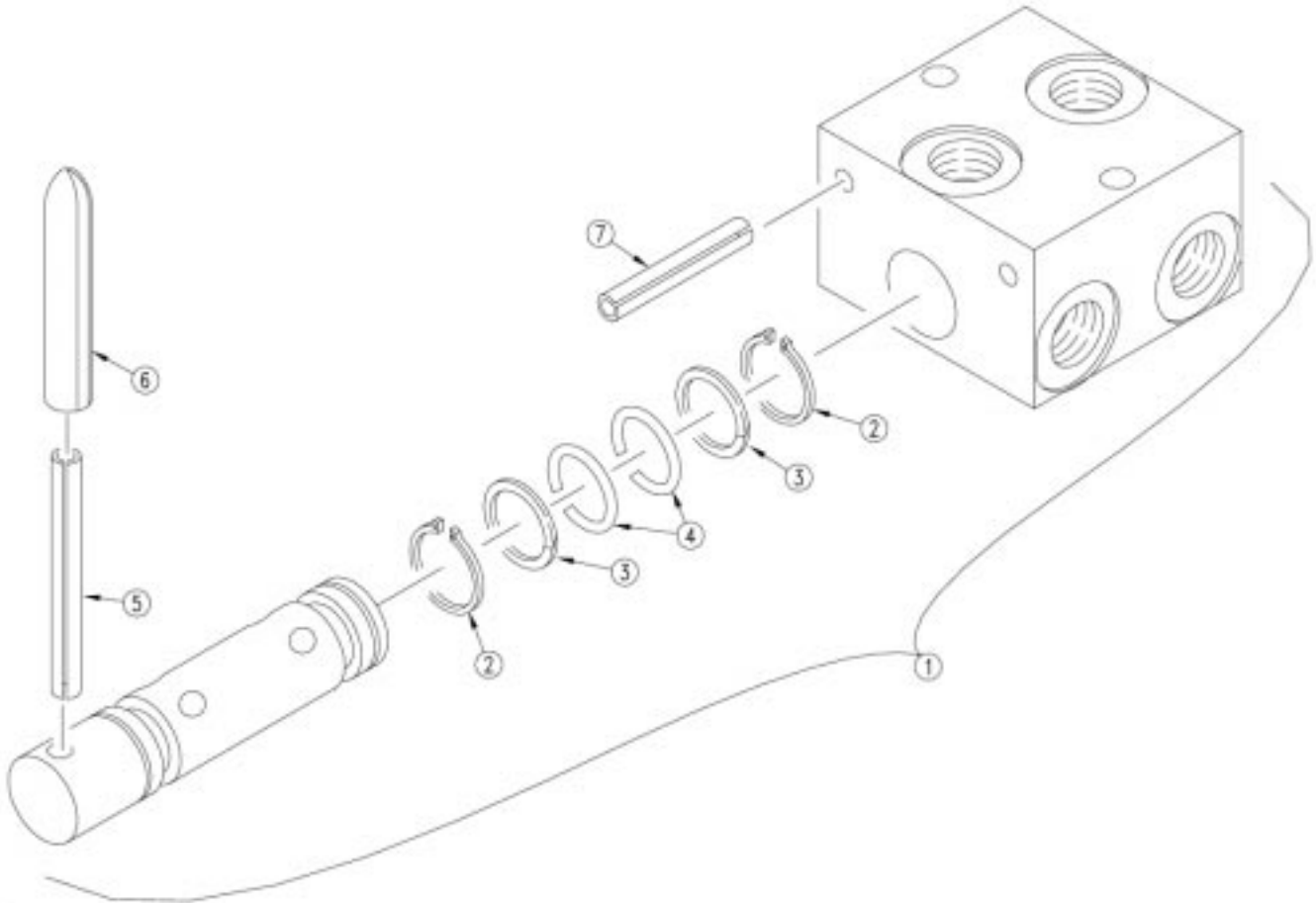


**Fan Hydraulic System (S/N Y1078+)**

Ref.	Part No.	Part Description	Comments
1.	811-195C	HH1/2R1 028 3/4FJIC 3/4MORB	
2.	811-515C	HH1/2R2 150 3/4FJIC 1/2MNPT	
3.	811-516C	HH1/2R2 142 3/4FJIC 1/2MNPT	
4.	811-548C	HH3/8R2 159 1/2MNPT 3/4FJIC	
5.	811-073C	TE 3/4MJIC 3/4MJIC 3/4FJIC	
6.	811-077C	TE 3/4MORB 3/4MJIC 3/4MJIC	
7.	810-037C	VALVE LINE CHECK	
8.	811-502C	AD 7/8MORB 3/4FJIC	
9.	810-273C	HYD MOTOR 7/8ORBF	
10.	811-147C	CR 3/4MJIC	
11.	811-150C	EL 3/4FJIC 3/4MJIC	
12.	811-324C	AD 3/4MORB 3/4FJIC	
13.	810-345C	VALVE 90 DEGREE SHUT-OFF	
14.	811-077C	TE 3/4MORB 3/4MJIC 3/4MJIC	
15.	811-503C	EL 3/4FJIC 1/8NPTF	
16.	823-083C	PRESSURE SWITCH 800# NO	

**Legend:** ● = 1st revision; ● = 2nd revision; ● = 3rd revision; ● = use up existing stock; ⊗ = not interchangeable; ⊗ ① ● = for example: revision 2 is not interchangeable w/revision 1

*Double Selector Valve (810-274C)*



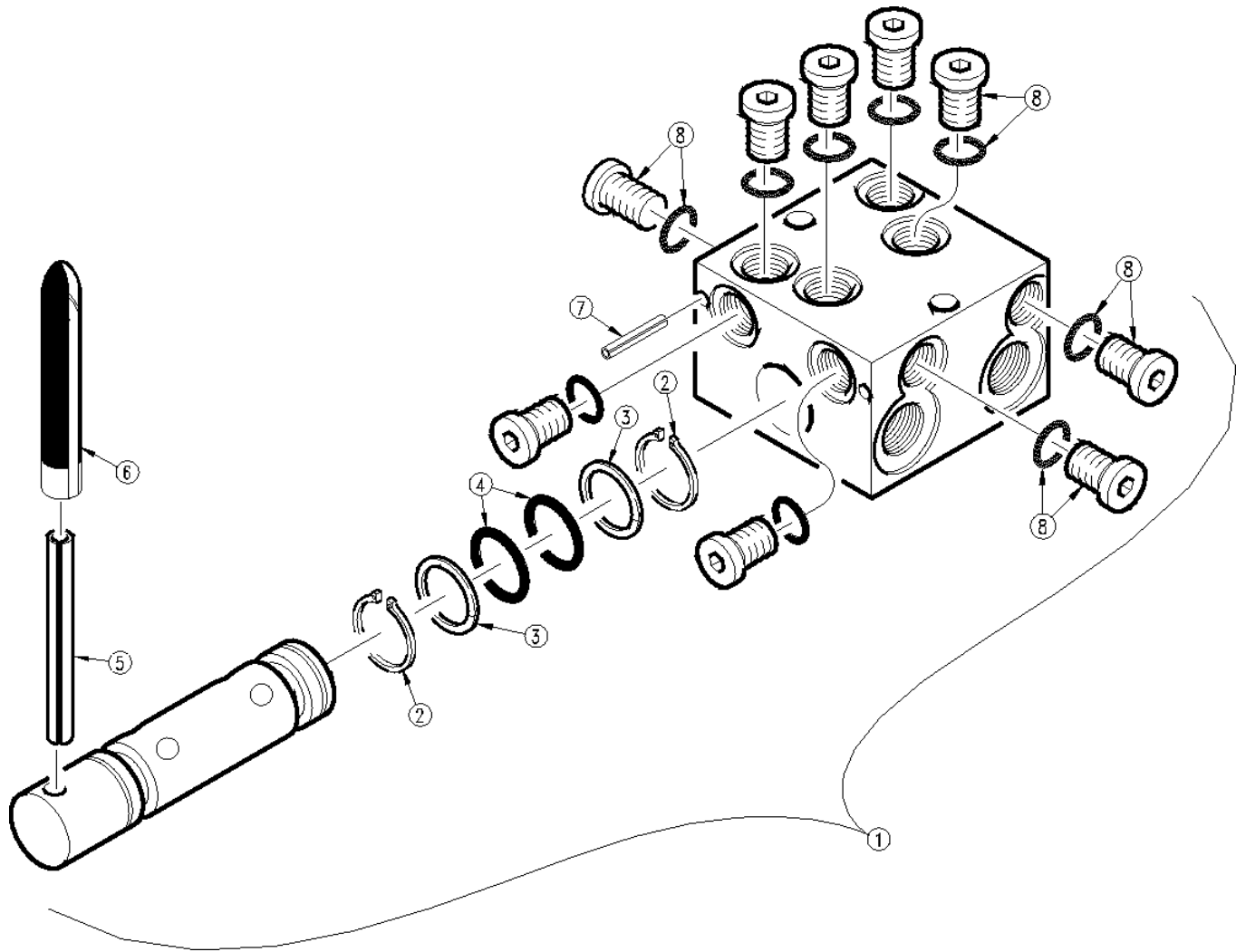
14927

**Double Selector Valve (810-274C)**

Ref.	Part No.	Part Description	Comments
1.	810-274C	DOUBLE SELECTOR VALVE 3/4FORB	
2.	1079	SH RETAINING RING TRU ARC	
3.	1089-210	SHOEMAKER TEFLON BACK UP	
4.	1088-210	SHOEMAKER O-RING BUNA N 70DURO	
5.	1285	SH GROOVE PIN	
6.	817-255C	BLACK VINYL GRIP	
7.	1084	SH PIN, SPRING 0.25 DIAMETER	

**Legend:** ① = 1st revision; ② = 2nd revision; ③ = 3rd revision; ● = use up existing stock; ⊗ = not interchangeable; ⊗ ① ② = for example: revision 2 is not interchangeable w/revision 1

Valve 4Way 3Pos Op Cen Dir (810-268C)



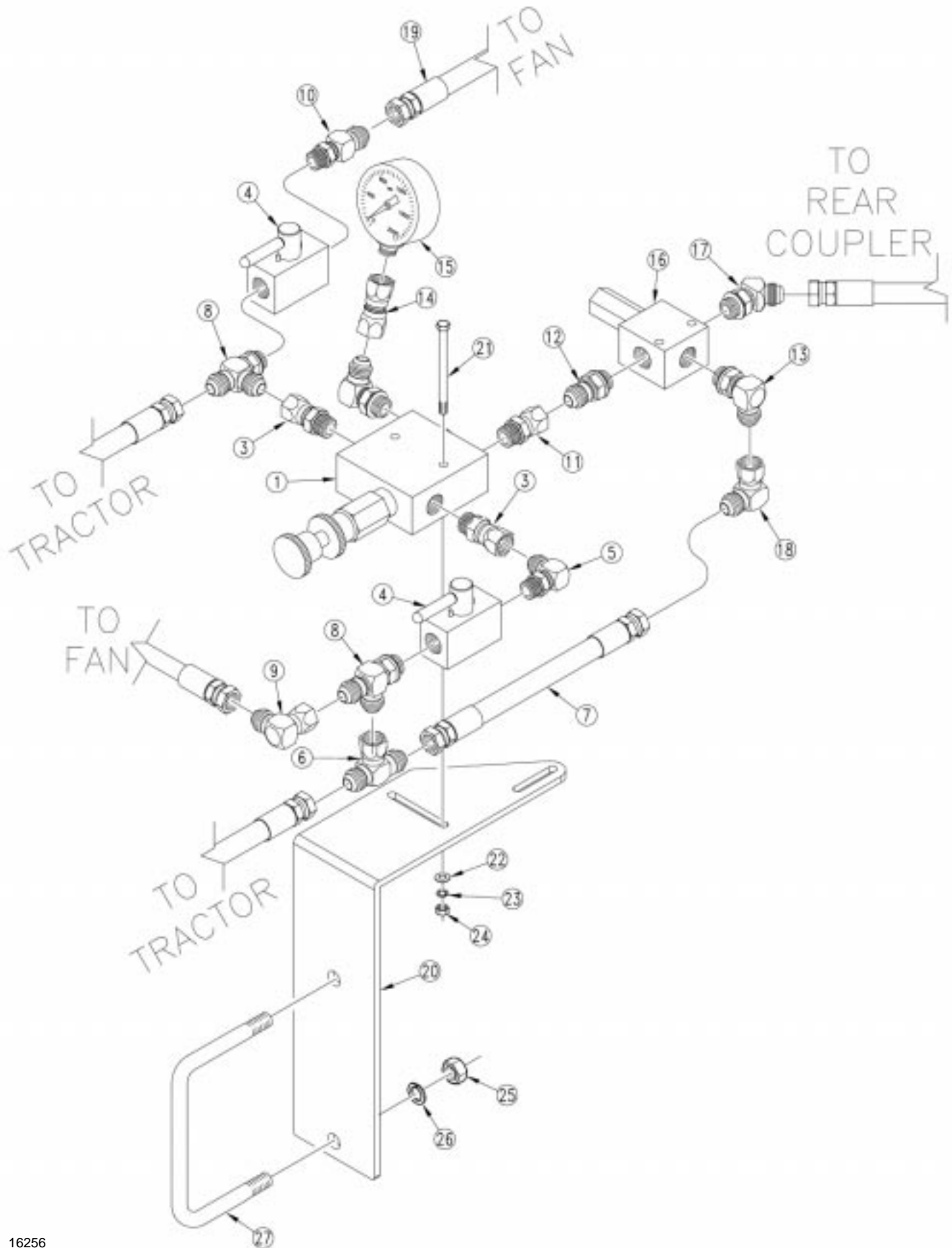
14928

**Valve 4Way 3Pos Op Cen Dir (810-268C)**

Ref.	Part No.	Part Description	Comments
1.	810-268C	VALVE 4 WAY 3 POS OP CEN DIR	
2.	1079	SH RETAINING RING TRU ARC	
3.	1089-210	SHOEMAKER TEFLON BACK UP	
4.	1088-210	SHOEMAKER O-RING BUNA N 70DURO	
5.	1285	SH GROOVE PIN	
6.	817-255C	BLACK VINYL GRIP	
7.	1284	SHOEMAKER STOP PIN	
8.	1132-4	SHOEMAKER PLUG, HEX SOCKET	

**Legend:** ① = 1st revision; ② = 2nd revision; ③ = 3rd revision; ● = use up existing stock; ⊗ = not interchangeable; ⊗ ① ② = for example: revision 2 is not interchangeable w/revision 1

NTA35 Control Valve (S/N Y1077-)



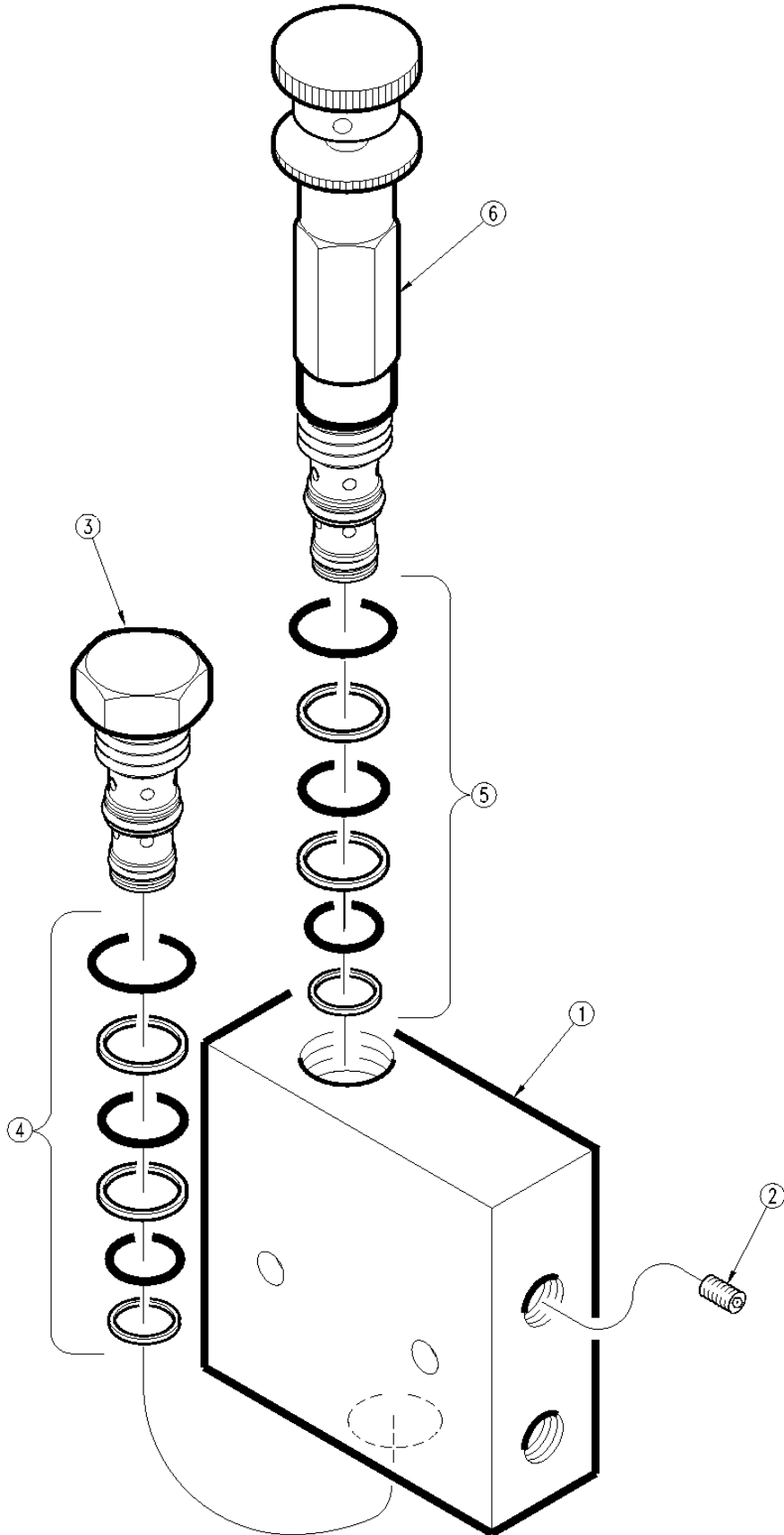
16256

**NTA35 Control Valve (S/N Y1077-)**

Ref.	Part No.	Part Description	Comments
1.	810-349C	VALVE PRESS RED W/ CHK 1/16 OR	Refer to page 6-14 for breakdown.
2.	811-078C	TE 3/4MJIC	
3.	811-282C	AD 3/4FJIC 9/16MORB	
4.	810-345C	VALVE 90 DEGREE SHUT-OFF	
5.	811-063C	EL 3/4MJIC 3/4MORB	
6.	811-079C	TE 3/4FJIC 3/4MJIC 3/4MJIC	
7.	811-678C	HH3/8R2 8 1/2 3/4FJIC 9/16FJIC	
8.	811-080C	TE 3/4MJIC 3/4MORB 3/4MJIC	
9.	811-150C	EL 3/4FJIC 3/4MJIC	
10.	811-088C	AD 3/4MORB 3/4MJIC	
11.	811-627C	AD 9/16MORB 9/16FJIC	
12.	811-170C	AD 9/16MORB 9/16MJIC	
13.	811-065C	EL 9/16MJIC 9/16MORB	
14.	811-582C	AD 9/16FJIC 1/4FNPT	
15.	810-347C	PRESSURE GAUGE 2000 PSI	
16.	810-348C	RELIEF VALVE 1500 PSI TAMP PRF	Refer to page 6-16 for breakdown.
17.	811-416C	EL 45 9/16MJIC 9/16MORB	
18.	811-169C	EL 9/16MJIC 9/16FJIC	
19.	811-680C	HH1/2R2 11 3/4FJIC 3/4FJIC	
20.	167-171D	NTA35 VALVE MOUNT PLATE	
21.	802-551C	HHCS 1/4-20X2 1/4 GR5	
22.	804-007C	WASHER FLAT 1/4 SAE PLT	
23.	804-006C	WASHER LOCK SPRING 1/4 PLT	
24.	803-006C	NUT HEX 1/4-20 PLT	
25.	803-020C	NUT HEX 1/2-13 PLT	
26.	804-015C	WASHER LOCK SPRING 1/2 PLT	
27.	806-067C	U-BOLT 1/2-13 X 6 1/32 X 4 1/4	

**Legend:** ● = 1st revision; ● = 2nd revision; ● = 3rd revision; ● = use up existing stock; ⊗ = not interchangeable; ⊗ ① ● = for example: revision 2 is not interchangeable w/revision 1

*Pressure Reducing Valve (810-349C)*



16442

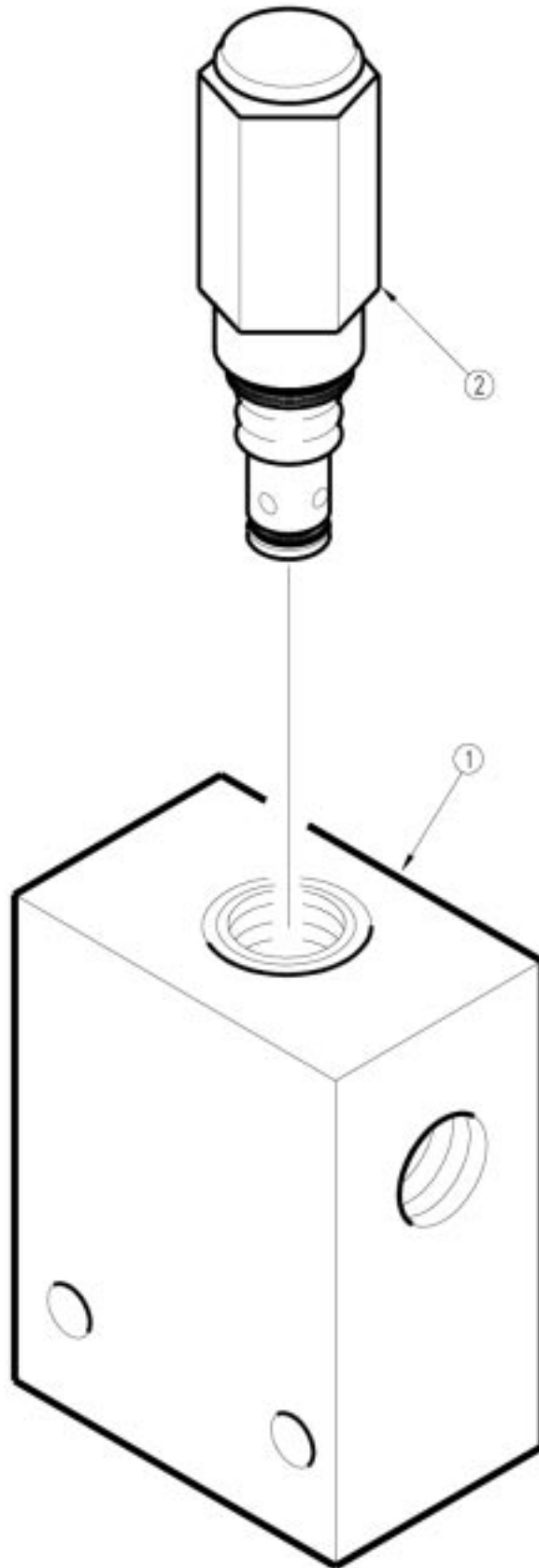


**Pressure Reducing Valve (810-349C)**

Ref.	Part No.	Part Description	Comments
1.	5089	VALVE BODY PRV W/CHECK SHOEMKR	
2.	5106	PLUG, WITH .062 ORIFICE	
3.	CP2-10	CARTRIDGE CHECK SHOEMAKER	
4.	5070	SEAL KIT CHECK VALVE SHOEMAKER	
5.	5075	SEAL KIT PRESS RED V SHOEMAKER	
6.	PRPIL-10-K-25	CARTRIDGE PRESS RED SHOEMAKER	

**Legend:** ● = 1st revision; ● = 2nd revision; ● = 3rd revision; ● = use up existing stock; ⊗ = not interchangeable; ⊗ ① ● = for example: revision 2 is not interchangeable w/revision 1

*Relief Valve (810-348C)*



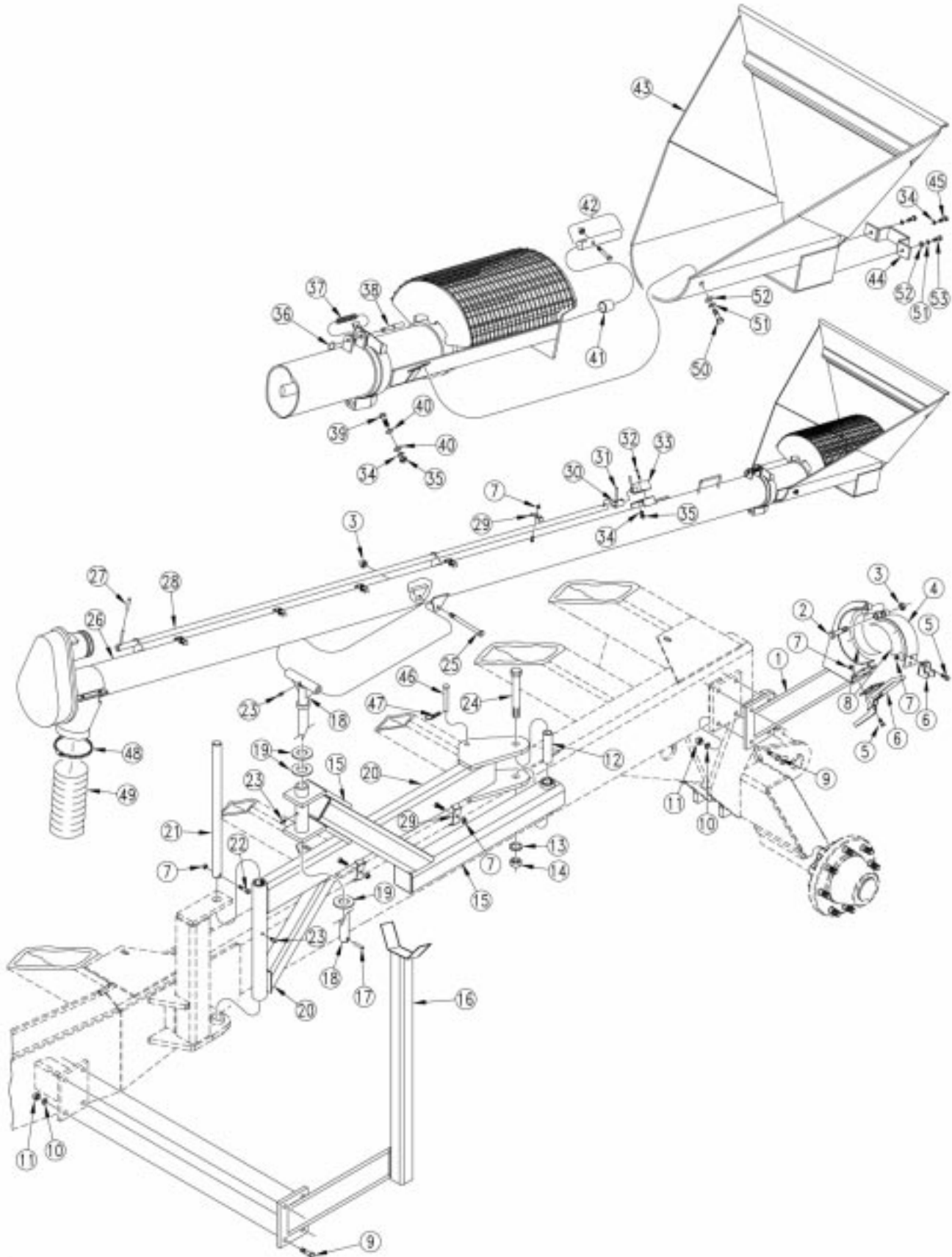
16441

**Relief Valve (810-348C)**

Ref.	Part No.	Part Description	Comments
1.	30102322	DELTA 3 PORT RELIEF VALVE BODY	
2.	85020105	DELTA RELIEF VALVE CARTRIDGE-1500 PSI	

**Legend:** ● = 1st revision; ● = 2nd revision; ● = 3rd revision; ● = use up existing stock; ⊗ = not interchangeable; ⊗ ① ● = for example: revision 2 is not interchangeable w/revision 1

Auger



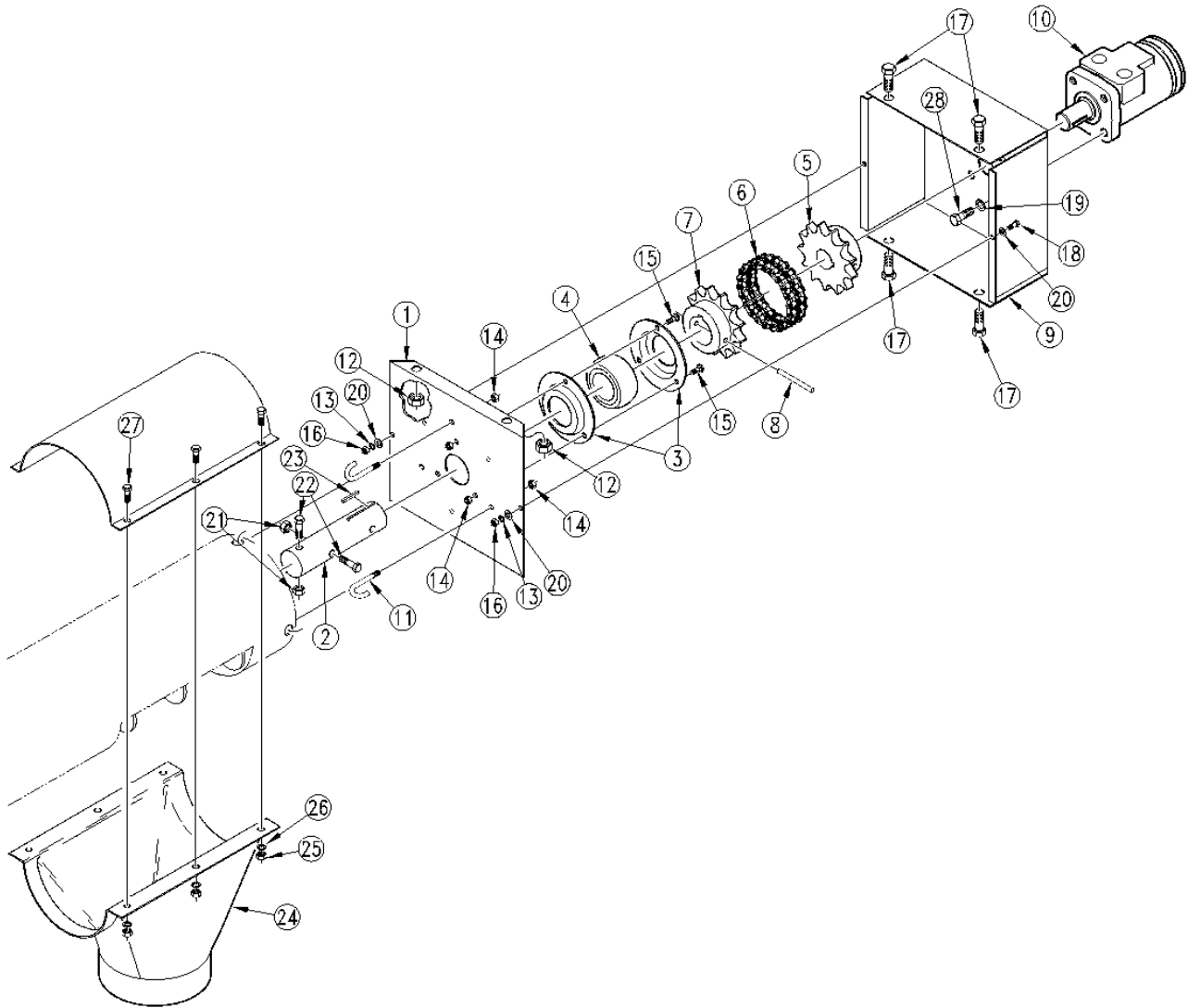
16101

**Auger**

Ref.	Part No.	Part Description	Comments
1.	166-125H	2220 REAR TRANSPORT SUPPORT	
2.	802-226C	HHCS 1/2-13X2 3/4 GR5	
3.	803-019C	NUT LOCK 1/2-13 PLT	
4.	166-126H	2220 RR TRANSPORT LATCH WLDMNT	
5.	802-007C	HHCS 5/16-18X3/4 GR5	
6.	800-285C	AUGER LATCH CLAMP	
7.	803-011C	NUT LOCK 5/16-18 PLT	
8.	816-203C	AUGER CLAMP PAD - INSIDE	
9.	802-082C	HHCS 1/2-13X1 3/4 GR5	
10.	804-015C	WASHER LOCK SPRING 1/2 PLT	
11.	803-020C	NUT HEX 1/2-13 PLT	
12.	166-512D	2220 OUTER PIVOT SPACER TUBE	
13.	804-023C	WASHER LOCK SPRING 3/4 PLT	
14.	803-027C	NUT HEX 3/4-10 PLT	
15.	166-109H	OUTER SUPPORT ARM WELDMNT	
16.	166-108H	2220 AUGER STORAGE SUPPRT FRNT	
17.	805-249C	PIN ROLL 3/8 X 2 PLT	
18.	166-124H	2220 AUGER SWIVEL SUPPORT	
19.	804-029C	WASHER FLAT 1 SAE	
20.	166-110H	INNER SUPPORT ARM WELDMNT	
21.	166-463D	INNER SUPPORT ARM SHAFT - LONG	
22.	802-115C	HHCS 5/16-18X2 GR5	
23.	800-001C	GREASE ZERK STRAIGHT 1/4-28	
24.	802-070C	HHCS 3/4-10X6 GR5	
25.	802-047C	HHCS 1/2-13X6 GR5	
26.	166-113H	6 IN AUGER WLDMNT 2220	
27.	817-255C	BLACK VINYL GRIP	
28.	166-123H	2220 AUGER VALVE REMOTE HANDLE	
29.	166-300D	AUGER HOSE SUPPORT CLAMP	
30.	166-293D	AUGER VALVE LINK COUPLER	
31.	805-189C	PIN ROLL 5/16 X 1 1/4 PLT	
32.	802-172C	HHCS 5/16-18X2 1/2 GR5	
33.	810-268C	VALVE 4 WAY 3 POS OP CEN DIR	
34.	804-009C	WASHER LOCK SPRING 5/16 PLT	
35.	803-008C	NUT HEX 5/16-18 PLT	
36.	800-051C	RING, SPLIT 1-1/4 I.D.	
37.	807-031C	MARKER LOCK SPRING	
38.	113-164D	MARKER LOCK PIN	
39.	802-159C	HHCS 5/16-18X1 GR5	S/N Y1141-
40.	804-036C	WASHER FLAT 5/16 SAE PLT	S/N Y1141-
41.	890-417C	AUGER FLIGHTING BUSH - BRONZE	
42.	10084XX	6 IN AUGER TAIL STUB	
43.	166-405D	8 A.D. AUGER HOPPER W/HOLES	
44.	166-413D	AUGER STRAP HANDLE	
45.	802-010C	HHCS 5/16-18X1 1/4 GR5	S/N Y1141-
46.	805-252C	PIN CLEVIS 1/2 X 6	
47.	805-032C	PIN HAIR COTTER .148 WIRE	
48.	800-151C	CLAMP WRM DRV #96SS (4.75-6.5)	
49.	816-305C	6 INCH AUGER DISCHARGE HOSE	
50.	802-079C	HHCS 3/8-16X1 1/4 GR5	S/N Y1142+
51.	804-013C	WASHER LOCK SPRING 3/8 PLT	S/N Y1142+
52.	804-011C	WASHER FLAT 3/8 USS PLT	S/N Y1142+
53.	802-022C	HHCS 3/8-16X1 1/2 GR5	S/N Y1142+

Legend: ● = 1st revision; ● = 2nd revision; ● = 3rd revision; ● = use up existing stock; ⊗ = not interchangeable; ⊗ ⊕ ● = for example: revision 2 is not interchangeable w/revision 1

*Auger Hydraulic Drive*



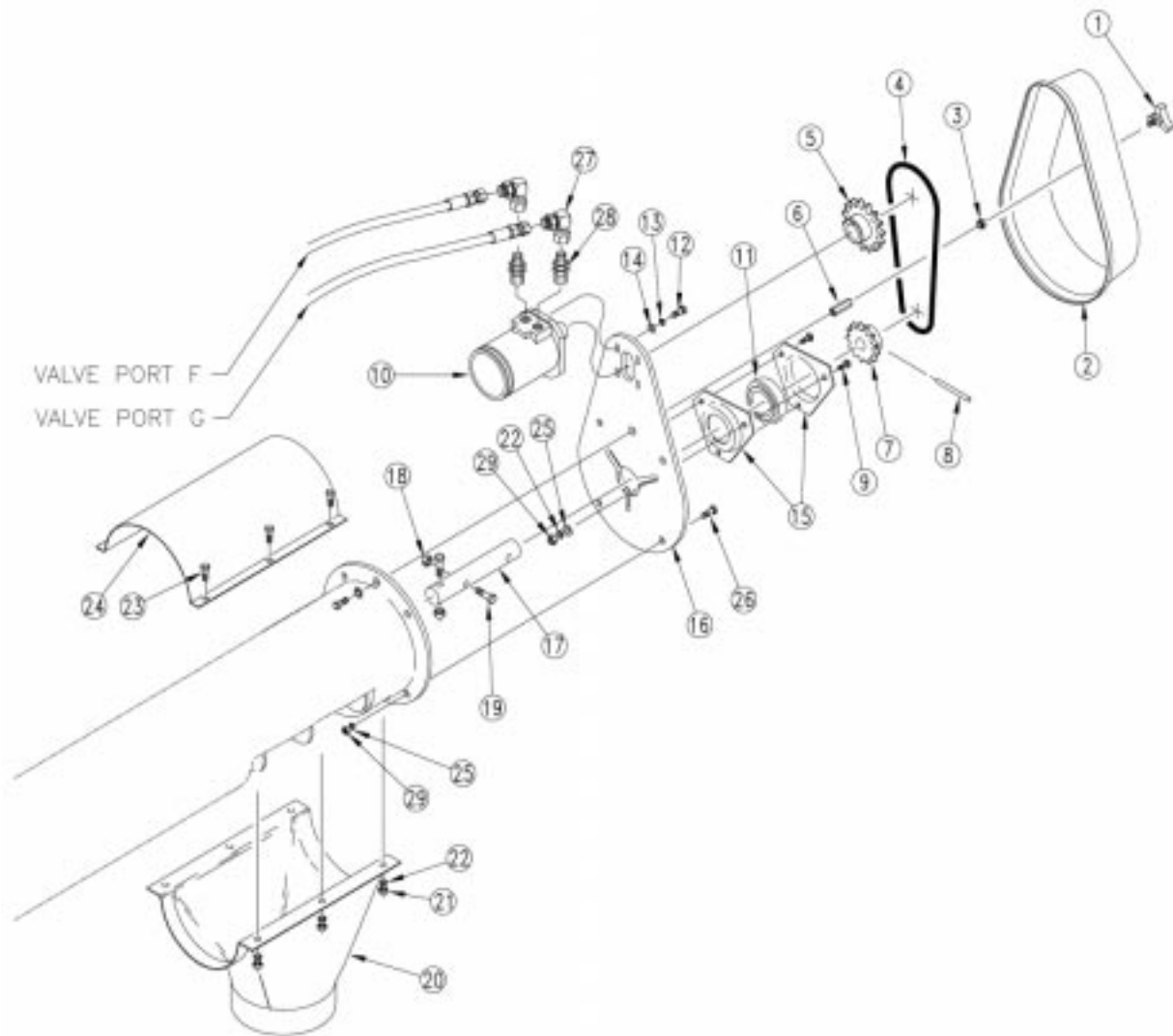
16309

**Auger Hydraulic Drive**

Ref.	Part No.	Part Description	Comments
1.	1008493	HEAD PLATE FOR 6 IN HYD AUGER	
2.	1008495	6 IN AUGER HEAD STUB	
3.	54008	FLANDETTE BRG 1 IN - 3 HOLE	
4.	6382C	BEARING 1 IN SPHERICAL	
5.	3198A1	FLEX COUPLER HALF 1	
6.	3146A91	FLEX COUPLER CHAIN	
7.	41478	FLEX COUPLER HALF 1 1/4	
8.	6318C	PIN ROLL 3/8 X 2	
9.	1004175	HYD MOTER MOUNT WLDMT	
10.	810-267C	HYD MOTOR 7/8 ORBF	
11.	835128	J-BOLT 5/16	
12.	803-147C	NUT HEX NYLOCK 1/2-13	
13.	804-006C	WASHER LOCK SPRING 1/4 PLT	
14.	803-084C	NUT HEX NYLOCK 5/16-18 PLT	
15.	802-092C	RHSNB 5/16-18X3/4 GR5	
16.	803-006C	NUT HEX 1/4-20 PLT	
17.	802-258C	HHCS 1/2-13X1 GR5	
18.	802-004C	HHCS 1/4-20X3/4 GR5	
19.	804-013C	WASHER LOCK SPRING 3/8 PLT	
20.	804-007C	WASHER FLAT 1/4 SAE PLT	
21.	803-078C	NUT LOCK 3/8-16 NYLON INSERT	
22.	802-024C	HHCS 3/8-16X3 GR5	
23.	168-276D	KEY 1/4 X 1/4 X 1 3/8 LG	
24.	6514A1	6 IN - 90 DISCHARGE SPOUT	
25.	803-008C	NUT HEX 5/16-18 PLT	
26.	804-009C	WASHER LOCK SPRING 5/16 PLT	
27.	802-473C	HHCS 5/16-18X2 FTHD	
28.	802-014C	HHCS 3/8-16X3/4 GR5	

**Legend:** ● = 1st revision; ● = 2nd revision; ● = 3rd revision; ● = use up existing stock; ⊗ = not interchangeable; ⊗ ① ● = for example: revision 2 is not interchangeable w/revision 1

*Auger Hydraulic Drive*



19358

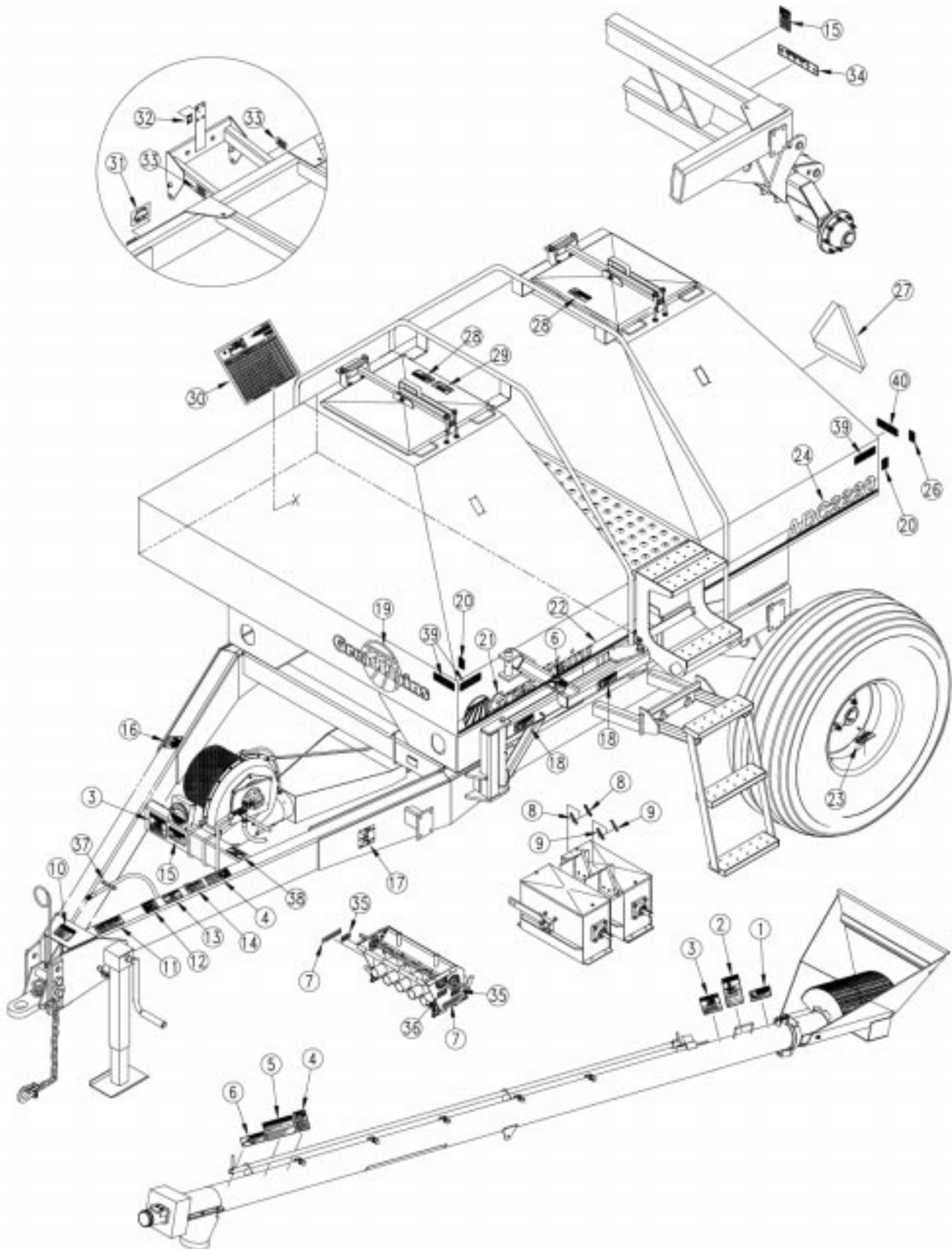


**Auger Hydraulic Drive**

Ref.	Part No.	Part Description	Comments
1.	817-131C	KNOB, TRANS. SHIELD	
2.	817-376C	GUARD AUGER DRIVE CHAIN	
3.	803-215C	NUT NYLOCK JAM THIN 3/8-16 PLT	
4.	136-148D	CHAIN RL #50 37 PITCHES	
5.	808-006C	SPKT 50B19 X 1 BORE	
6.	803-201C	NUT HEX COUPLER 3/8-16 X 1 3/4	
7.	808-004C	SPKT 50B15 X 1 BORE	
8.	805-029C	PIN ROLL 5/16 X 2 1/4 PLT	
9.	802-282C	RHSNB 5/16-18X1 GR5	
10.	810-267C	HYD MOTOR 7/8 ORBF	
11.	822-060C	BEARING 1 BORE W/LOCK COLLAR	
12.	802-017C	HHCS 3/8-16X1 GR5	
13.	804-013C	WASHER LOCK SPRING 3/8 PLT	
14.	804-014C	WASHER LOCK 7/16 PLT	
15.	822-175C	FLANGETTE 52 3-BOLT PLT	
16.	166-561D	AUGER DRIVE MOTOR PLATE	
17.	166-562D	AUGER HEAD STUB SHAFT	
18.	803-078C	NUT LOCK 3/8-16 NYLON INSERT	
19.	802-023C	HHCS 3/8-16X1 3/4 GR5	
20.	6514A1	6 IN - 90 DISCHARGE SPOUT	
21.	803-008C	NUT HEX 5/16-18 PLT	
22.	804-009C	WASHER LOCK SPRING 5/16 PLT	
23.	802-473C	HHCS 5/16-18X2 FTHD	
24.	50279A1	DISCHARGE BANK BACK - 6 IN	
25.	804-009C	WASHER LOCK SPRING 5/16 PLT	
26.	802-010C	HHCS 5/16-18X1 1/4 GR5	
27.	811-150C	EL 3/4FJIC 3/4MJIC	
28.	811-192C	AD 3/4MJIC 7/8MORB	
29.	803-008C	NUT HEX 5/16-18 PLT	

**Legend:** ● = 1st revision; ● = 2nd revision; ● = 3rd revision; ● = use up existing stock; ⊗ = not interchangeable; ⊗ ① ● = for example: revision 2 is not interchangeable w/revision 1

*Decal Placement*



16251

**Decal Placement**

Ref.	Part No.	Part Description	Comments
1.	818-633C	DECAL DANGER GUARD MISSING AUG	
2.	818-634C	DECAL DANGER AD ROTATING AUGER	
3.	818-627C	DECAL DANGER ELECTROCUTION AUG	
4.	818-339C	DECAL WARNING HIGH PRESSUR SML	
5.	818-635C	DECAL CAUTION AD AUGER GENERAL	
6.	818-622C	DECAL WARNING OVERHEAD AUGER	
7.	818-620C	DECAL METER BOX LID NOTICE	
8.	818-654C	DECAL A.D. GBX LTTER INDICATOR	
9.	818-653C	DECAL A.D. GBX NMBER INDICATOR	
10.	818-667C	DECAL CAUTION 2250 AD TOWING	
11.	818-188C	DECAL WARNING 20 MPH TRANS LRG	
12.	818-630C	DECAL CAUTION AD GENERAL INST	
13.	818-557C	DECAL DANGER CANNOT READ ENG	
14.	818-560C	DECAL NOTICE TO OWNER-NO WARRA	
15.	818-625C	DECAL NOTICE TRACTOR HYD AD95	
16.	818-632C	DECAL WARNING AD FAN HAZARD	
17.	818-772C	DECAL AUGER - MARKER	
18.	818-623C	DECAL WARNING PINCH POINT AUG	
19.	Ⓢ 838-228C	<b>DECAL GREAT PLAINS ON LOGO SML</b>	
	Ⓜ 818-598C	<b>DECAL GP LOGO - LARGE</b>	
20.	818-229C	DECAL AMBER REFLECTOR	2000 and below
21.	Ⓢ 838-168C	<b>DECAL LOGO&amp;GP F/STRIPE 6 X 35</b>	
	Ⓜ 818-594C	<b>DECAL GREAT PLAINS</b>	
22.	Ⓢ 838-160C	<b>DECAL 3 COLOR STRIPE 2.50 WIDE</b>	
	Ⓜ 818-597C	<b>DECAL 4 COLOR STRIPE</b>	
23.	818-789C	DECAL CAUTION 28 PSI 110 TORQ	
24.	Ⓢ 838-212C	<b>DECAL ADC2220</b>	
	Ⓜ 818-720C	<b>DECAL 2220</b>	
25.	818-595C	DECAL AIR DRILL	No longer available.
26.	818-230C	DECAL RED REFLECTOR	2000 and below
27.	818-003C	DECAL SLOW MOVING VEHICLE	
28.	818-628C	DECAL WARNING AD BIN HAZARDS	
29.	818-189C	DECAL CAUTION AIR LEAKS	
30.	818-773C	DECAL SEED RATE ADC2220	
31.	818-774C	DECAL CALIBRATION ADC2220	
32.	818-651C	DECAL 2250 A.D. SHIFT LEVERS	
33.	818-776C	DECAL ADC2220 CLUTCH LEVERS	
34.	818-814C	DECAL NTA35 HOSE CONN INST	(S/N Y1077-)
	818-865C	DECAL 1150/2220 HOSE CONN	(S/N Y1078+)
35.	838-041C	DECAL DRIVEN	
36.	838-042C	DECAL DRIVING	
37.	818-882C	DECAL SUMP	
38.	818-795C	DECAL SEL VALVE FOLD/FIELD	
39.	838-265C	DECAL REFLECTOR AMBER 1 1/2X9	2001 and above
40.	838-266C	DECAL REFLECTOR RED 1 1/2X9	2001 and above

**Legend:** Ⓜ = 1st revision; Ⓢ = 2nd revision; Ⓝ = 3rd revision; ● = use up existing stock; ⊗ = not interchangeable; ⊗ Ⓜ = for example: revision 2 is not interchangeable w/revision 1