

Parts Manual

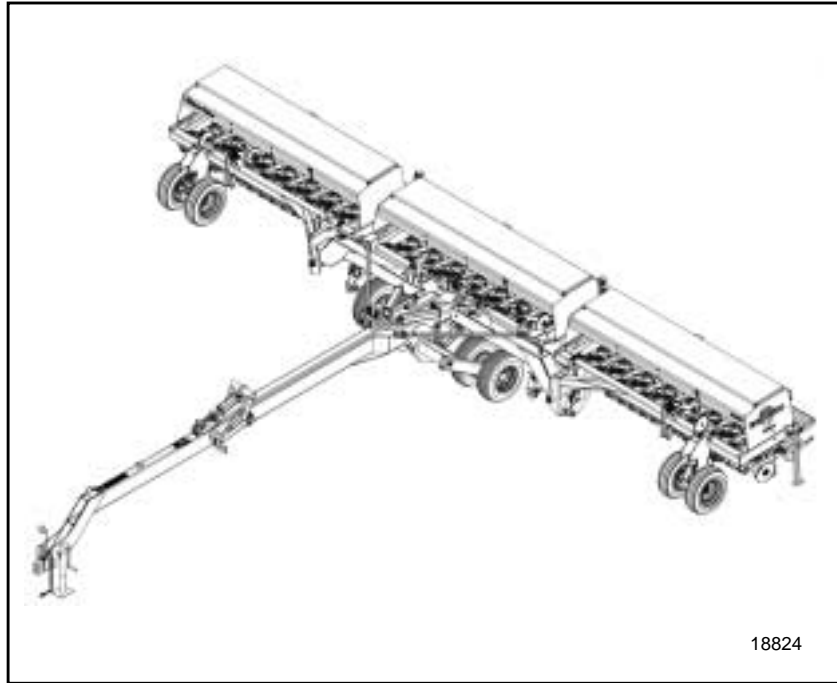
4000-3S
40' 3 -Section Folding Drill



www.greatplainsmfg.com



Read the operator's manual entirely. When you see this symbol, the subsequent instructions and warnings are serious - follow without exception. Your life and the lives of others depend on it!



18824

Cover illustration may show optional equipment not supplied with standard unit.



Table of Contents

Section 1 Introduction 1-1	Fertilizer Drive	8-15
General Information 1-1	Fertilizer Drive Subassembly	8-17
Using This Manual	Clutch Linkage	8-19
Manual Replacement Information	Center Clutch Breakdown (195-246K)	8-21
Manual Revisions	Left Hand Clutch Breakdown (195-152K)	8-23
Touch-up Paint	Jaw Clutch	8-25
Hardware Legend	Fertilizer Clutch Center Box Breakdown (195-272K)	8-27
Replacement Hardware	Fertilizer Clutch LH/RH Box Breakdown (195-187K)	8-29
Serial Numbers	Section 9 Openers 9-1	
Part Number Service Coding	00 Series Opener	9-1
Part Number Index	HD 00 Series long Arm Opener	9-3
Section 2 Tongue 2-1	HD 00 Series Short Arm Opener	9-5
Hitch To Tongue	5" & 6" Seed-Lok (Option)	9-7
Transport Hook To Tongue	HD 6" Seed-Lok (Option)	9-9
Section 3 Transport Axle 3-1	00 HD Keetion Seed Firmer	9-11
Transport Axle To Tongue	Fertilizer Hose	9-13
Transport Tires And Hub	Section 10 Press Wheels 10-1	
Section 4 Toolbars 4-1	1" x 12" Double "V" Press Wheel	10-1
Toolbar To Tongue	HD 1" x 12" Double "V" Press Wheel	10-3
Toolbar Pivots To Box Frames	2" x 13" Single Press Wheel	10-5
Section 5 Box And Frame Assembly 5-1	HD 2" x 13" Single Press Wheel	10-7
Center Box And Center Frame To Tongue	3" x 13" Single Press Wheel	10-9
Right Hand Box And Frame	HD 3" x 13" Single Press Wheel	10-11
Left Hand Box And Frame	3" x 14" Peaked Single Press Wheel	10-13
Fertilizer Box To Frame	HD 3" x 14" Peaked Single Press Wheel	10-15
Seed Level Indicator	4" x 12" Double Ribbed Single Press Wheel	10-17
Lid To Box	HD 4" x 12" Double Ribbed Single Press Wheel	10-19
Lid To Fertilizer Box	Section 11 Hydraulics 11-1	
Fertilizer Spill Flap (175-190S)	Fold Hydraulics	11-1
Fertilizer Box Dividers	Transport Axle And Transport Hook Hydraulics	11-3
Seed / Fertilizer Flap (175-191S)	Opener Down Pressure Hydraulics (Closed Center) (S/N YY1310-)	11-5
Fertilizer Tray To Box	Opener Down Pressure Hydraulics (Closed Center) (S/N YY1311+)	11-7
Fertilizer Tray	Opener Down Pressure Hydraulics With Point Row (Option) (S/N YY1310-)	11-9
Walkboards And Steps	Opener Down Pressure Hydraulics With Point Row (Option) (S/N YY1311+)	11-11
Weight Bracket	Opener Down Pressure Hydraulics (Open Center) (S/N YY1310-)	11-13
Truss Tubes	Opener Down Pressure Hydraulics (Open Center) (S/N YY1311+)	11-15
Center Sub-Frame	Midway Hydraulic Cylinder (810-020C)	11-17
Right Hand Sub-Frame	Midway Hydraulic Cylinder (810-020C)	11-19
Left Hand Sub-Frame	Midway Hydraulic Cylinder (810-416C)	11-21
Section 6 Feeder Cup Trays 6-1	Midway Hydraulic Cylinder (810-299C)	11-23
Seed Rate Adjustment Handle	Pressure Reducing Valve (810-301C)	11-25
6" Feeder Cup Spacing LH & Center	Manifold Block (810-371C)(Option)	11-27
6" Feeder Cup Spacing RH	Point Row Control With Cables	11-29
7.5" Feeder Cup Spacing LH & Center	Section 12 Decals 12-1	
7.5" Feeder Cup Spacing RH	Decal Placement	12-1
10" Feeder Cup Spacing LH & Center	Section 13 Markers (Option) 13-1	
10" Feeder Cup Spacing RH	Flat Fold Marker	13-1
Section 7 Gauge Wheels 7-1	Marker Disk And Hub (113-563S)	13-3
Gauge Wheels	Single Marker Hydraulics	13-5
Section 8 Drives 8-1	Dual Marker Hydraulics	13-7
Center Drive (S/N YY1151-)	Midway Hydraulic Cylinder (810-423C)	13-9
Center Drive (S/N YY1152+)	Double Selector Valve (810-274C)	13-11
Center Drive Breakaway	Sequence Valve (810-422C)	13-13
Right Hand Drive (S/N YY1151-)		
Right Hand Drive (S/N YY1152+)		
Left Hand Drive (S/N YY1151-)		
Left Hand Drive (S/N YY1152+)		

© Copyright 2000 All rights Reserved

Great Plains Manufacturing, Inc. provides this publication "as is" without warranty of any kind, either expressed or implied. While every precaution has been taken in the preparation of this manual, Great Plains Manufacturing, Inc. assumes no responsibility for errors or omissions. Neither is any liability assumed for damages resulting from the use of the information contained herein. Great Plains Manufacturing, Inc. reserves the right to revise and improve its products as it sees fit. This publication describes the state of this product at the time of its publication, and may not reflect the product in the future.

Great Plains Manufacturing, Incorporated Trademarks
The following are trademarks of Great Plains Mfg., Inc.: Application Systems, Ausherman, Land Pride, Great Plains

All other brands and product names are trademarks or registered trademarks of their respective holders.

Printed in the United States of America.



Alphabetical Page Index

Numerics

00 HD Keetion Seed Firmer	9-11
00 Series Opener	9-1
1" x 12" Double "V" Press Wheel	10-1
10" Feeder Cup Spacing LH & Center	6-11
10" Feeder Cup Spacing RH	6-13
2" x 13" Single Press Wheel	10-5
3" x 13" Single Press Wheel	10-9
3" x 14" Peaked Single Press Wheel	10-13
4" x 12" Double Ribbed Single Press Wheel	10-17
5" & 6" Seed-Lok (Option)	9-7
6" Feeder Cup Spacing LH & Center	6-3
6" Feeder Cup Spacing RH	6-5
7.5" Feeder Cup Spacing Center	6-9
7.5" Feeder Cup Spacing LH & Center	6-7

C

Center Box And Center Frame To Tongue	5-1
Center Clutch Breakdown (195-246K)	8-21
Center Drive (S/N YY1151-)	8-1
Center Drive (S/N YY1152+)	8-3
Center Drive Breakaway	8-5
Center Sub Frame	5-31
Clutch Linkage	8-19

D

Decal Placement	12-1
Double Selector Valve (810-274C)	13-11
Dual Marker Hydraulics	13-7

F

Fertilizer Box Dividers	5-17
Fertilizer Box To Frame	5-7
Fertilizer Clutch Center Box Breakdown (195-272K)	8-27
Fertilizer Clutch LH/RH Box Breakdown (195-187K)	8-29
Fertilizer Drive	8-15
Fertilizer Drive Subassembly	8-17
Fertilizer Hose	9-13
Fertilizer Spill Flap (175-190S)	5-15
Fertilizer Tray	5-23
Fertilizer Tray To Box	5-21
Flat Fold Marker	13-1
Fold Hydraulics	11-1

G

Gauge Wheels	7-1
--------------	-----

H

HD 00 Series Long Arm Opener	9-3
HD 00 Series Short Arm Opener	9-5
HD 3" x 13" Single Press Wheel	10-11
HD 3" x 14" Peaked Single Press Wheel	10-15
HD 4" x 12" Double Ribbed Single Press Wheel	10-19
HD 6" Seed-Lok (Option)	9-9
Hitch To Tongue	2-1

J

Jaw Clutch	8-25
------------	------

L

Left Hand Box And Frame	5-5
Left Hand Clutch Breakdown (195-152K)	8-23
Left Hand Drive (S/N YY1151-)	8-11
Left Hand Drive (S/N YY1152+)	8-13
Left Hand Sub-Frame	5-35
Lid To Box	5-11
Lid To Fertilizer Box	5-13

M

Manifold Block (810-371C)(Option)	11-27
Marker Disk And Hub (113-563S)	13-3
Midway Hydraulic Cylinder (810-020C)	11-19
Midway Hydraulic Cylinder (810-299C)	11-23
Midway Hydraulic Cylinder (810-416C)	11-21
Midway Hydraulic Cylinder (810-421C)	11-17
Midway Hydraulic Cylinder (810-423C)	13-9

O

Opener Down Pressure Hydraulics (Closed Center) (S/N YY1311+)	11-7
Opener Down Pressure Hydraulics (Open Center) (S/N YY1310-)	11-13
Opener Down Pressure Hydraulics With Point Row (Option) (S/N YY1310-)	11-9
Opener Down Pressure Hydraulics With Point Row (Option) (S/N YY1311+)	11-11

P

Point Row Control With Cables	11-29
Pressure Reducing Valve (810-301C)	11-25

R

Right Hand Box And Frame	5-3
Right Hand Drive (S/N YY1151-)	8-7
Right Hand Drive (S/N YY1152+)	8-9
Right Hand Sub-Frame	5-33

S

Seed / Fertilizer Flap (175-191S)	5-19
Seed Level Indicator	5-9
Seed Rate Adjustment Handle	6-1
Sequence Valve (810-422C)	13-13
Single Marker Hydraulics	13-5

T

Toolbar Pivots To Box Frames	4-3
Toolbar To Tongue	4-1
Transport Axle And Transport Hook Hydraulics	11-3
Transport Axle To Tongue	3-1
Transport Hook To Tongue	2-3
Transport Tires And Hub	3-3
Truss Tubes	5-29

W

Walkboards And Steps	5-25
Weight Bracket	5-27



General Information

Using This Manual

This manual is divided into sections. The first section contains General Information, a Table of Contents, an Alphabetical Page Index, and a Part Number Index. The remaining sections divide the machine into segments (i.e. Frames, Drives, Hydraulics, etc.) which illustrate and list all parts.

The Great Plains parts in this manual are specially designed for this machine and should be replaced with Great Plains parts only.

The information in this manual is current at printing. Some parts may change to assure top performance.

Right-hand and left-hand as used in this manual are determined by facing the direction the machine will travel while in use.

Below is an example of two facing pages from a parts manual. Familiarize yourself with the contents of these pages.

Manual Replacement Information

Replacement manuals are available. Refer to your dealer or the Great Plains Publications Catalog for additional information.

Manual Revisions

When this manual is revised, the modification date is printed on the front cover and on the revised page(s).

Touch-up Paint

Repaint parts where paint is worn or scratched to prevent rust. Aerosol touch-up paint is available. To order use Great Plains parts numbers below:

- GP Green 821-001C
- GP Black 821-002C
- GP Beige 821-003C
- GP Buckskin 821-004C

The diagram shows two facing pages from a parts manual. The left page is an illustration page, and the right page is a parts list page. Labels with arrows point to various elements on both pages:

- Page Number:** 2-1
- Manual Name:** CF500 and CF600
- Serial Number Break:** S/N 00000-
- Illustration Page:** Tongue & Pull Bar (S/N 00000-)
- Illustration Heading:** Tongue & Pull Bar (S/N 00000-)
- Illustration:** A detailed technical drawing of the tongue and pull bar assembly with numbered callouts.
- Illustration Number:** 10207
- Manual Number:** 175-083P
- New or Modification Date:** 7/1/99
- Parts Page:** Tongue & Pull Bar (S/N 00000-)
- Section Name:** Frames | 2-2
- Section Number:** 2
- Parts List:** A list of 24 parts with their part numbers and descriptions, such as "13' END WHEEL TONGUE WELDMENT", "PULL BAR WELDMENT LH", etc.
- Manual Number (right page):** 175-083P
- New or Modification Date (right page):** 7/1/98

Hardware Legend

AR	As Required
BLADE	Blade Bolt
C	Cap Screw
CP	Cotter Pin
CPHSSS	Cup Point Hex Socket Set Screw
CPSHSS	Cup Point Square Head Set Screw
CPSQHSS	Cup Point Square Head Set Screw
CRFCHMS	Cross Recess Flat Countersunk Head Mach. Screw
CRPHMS	Cross Recess Pan Head Machine Screw
CRPHTFS	Cross Recess Pan Head Thread Forming
CRRHMS	Cross Recess Round Head Machine Screw
CRTHMS	Cross Recess Truss Head Machine Screw
CSNB	Countersunk Square Neck Bolt
FHMS	Flat Head Machine Screw
FTC	Full Thread Cap Screw
H	Hex Nut
HCLN	Hex Center Lock Nut
HFLCS	Hex Flange Lock Cap Screw
HFS	Hex Flange Screw
HFSLN	Hex Flange Serrated Lock Nut
HFSS	Hex Flange Serrated Screw
HHCS	Hex Head Cap Screw or Metric Bolt
HSBHCS	Hex Socket Button Head Cap Screw
HSFCHCS	Hex Socket Flat Countersunk Head Cap Screw
HSHCS	Hex Socket Head Cap Screw
HSSS	Hex Socket Head Screw
HTLN	Hex Top Lock Nut
HWHCS	Hex Washer Head Cap Screw

HWHMS	Hex Washer Head Machine Screw
HXBHCS	Hex Socket Button Head Cap Screw
J	Hex Jam Nut
JIC	37 Degree Tapered Thread
L	Helical Spring Lock Washer
LUG	Lug Bolt
NFC	National Fine Cap Screw
NPSM	National Pipe Straight Mechanical
NPTF	National Pipe Taper Fuel
P	Wide Plain Washer
PHMS	Pan Head Machine Screw
PLOW	Plow Bolt
RHMS	Round Head Machine Screw
RHSNB	Round Head Square Neck Bolt
SCREW LEVELING	Leveling Screw
SCREW THUMB	Thumb Screw
SCREW WELD	Weld Screw
SFCHMS	Slotted Flat Countersunk Head Machine Screw
SFHMS	Slotted Fillister Head Machine Screw
SP	Special
SP SCREW	Special Screw
SQHSS	Square Head Set Screw
SRHMS	Slotted Round Head Machine Screw
SSS	Socket Set Screw
STCS	Self Tapping Cap Screw
STHMS	Slotted Truss Head Machine Screw
WHEEL	Wheel Studs and Hub Long Bolts
WING	Wing Bolt

Replacement Hardware

The **Hardware Legend** above lists hardware abbreviations used in the parts lists. All bolts and nuts are grade 5 unless otherwise noted. The use of improper grades of hardware can result in personal injury, damage to equipment, or loss of property.

Serial Numbers

Always use the serial and model number when ordering parts. Refer to the operator's manual for serial number plate location.

(S/N 20001+ or S/N 20001 and above) Includes serial numbers 20001 and above (to the latest number)

(S/N 10001↔20000) Includes serial numbers between 10000 and 20001

(S/N 10000- or S/N 10000 and below) Includes serial numbers 10000 and below (to the earliest number)

Part Number Service Coding

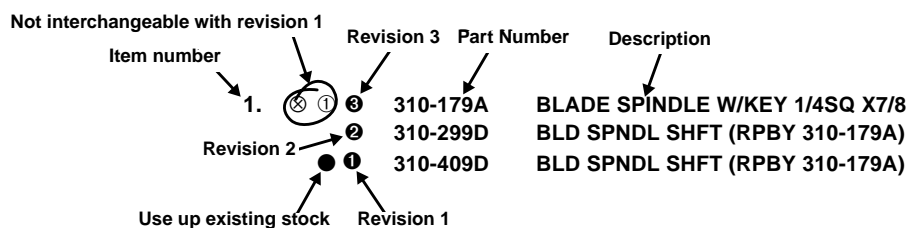
Within the parts lists some part numbers are coded for revisions and interchangeability.

Bold face type indicates parts that have been revised. These parts are considered interchangeable unless otherwise noted.

Service Code Legend:

- ① First revision, e.g.; ② is 2nd revision, ③ is 3rd revision, etc.
(Greater numbers are the newest.)
- Use existing stock of this part before ordering the revision.
- ⊗ Not interchangeable
- ⊗①② Revision 2 is not interchangeable w/1

The sample below shows how these codes are used.



Part Number Index

<u>Part Number</u>	<u>Page</u>	<u>Part Number</u>	<u>Page</u>	<u>Part Number</u>	<u>Page</u>	<u>Part Number</u>	<u>Page</u>
1-100-02-00	4	113-683D	2	118-508D	6	122-202S	18
1042	14	113-685D	2	118-508D	8	122-202S	2
1079	12	113-686D	2	119-153D	12	122-202S	6
1084	12	113-687D	2	119-153D	14	122-231A	8
1099	14	113-713H	2	119-154D	12	122-242S	2
1179	14	113-714H	2	119-154D	14	122-250H	10
1180	14	113-715H	2	119-190D	4	123-199D	2
1182	14	113-716H	2	119-190D	6	129BXT811	12
1211	14	113-717D	2	119-190D	8	129BXT812	12
1217	14	113-717H	2	120-198D	2	129BXT813	12
1218	14	113-721H	2	120-247D	32	129BXT814	12
1285	12	113-722H	2	120-247D	34	129BXT821	12
2154	14	113-723H	2	120-247D	36	133-065D	14
3089	14	113-724H	2	121-002H	4	136-027D	18
5070	26	113-725H	2	121-002H	6	136-064D	16
5075	26	113-790D	2	121-005S	4	136-111D	10
63123	12	113-792H	2	121-005S	6	136-111D	12
125006	12	113-794H	2	121-044D	4	136-111D	14
30102360	14	1132-05	14	121-044D	6	136-111D	2
30102360	16	1132-08	14	121-045D	4	136-111D	4
30102754	28	118-226S	10	121-045D	6	136-111D	8
39680008	28	118-226S	12	121-151D	2	136-122D	10
61010016	28	118-226S	14	121-151D	4	136-122D	12
61010039	28	118-226S	4	121-151D	6	136-122D	14
61011003	28	118-226S	6	121-152D	2	136-122D	2
85002333	28	118-226S	8	121-154D	2	136-122D	4
85002946	14	118-336D	10	121-154D	4	136-122D	8
85002946	16	118-336D	12	121-154D	6	136-151D	16
85020040	26	118-336D	14	121-164D	2	136-173D	10
107-111D	2	118-336D	4	121-166D	2	136-173D	12
107-111D	4	118-336D	6	121-167D	2	136-173D	14
107-111D	6	118-336D	8	121-169D	2	136-173D	8
107-113D	2	118-338D	10	121-169D	4	136-207D	16
107-133S	2	118-338D	12	121-702H	2	141-084D	24
107-137V	4	118-338D	14	121-703H	2	142-198D	2
107-137V	6	118-341D	10	121-762S	2	142-198D	4
1087-250	14	118-341D	12	121-763S	2	142-198D	6
1087-437	14	118-341D	14	122-001S	4	148-613D	2
1088-011	14	118-341D	4	122-001S	6	148-613D	4
1088-210	12	118-341D	6	122-003D	10	148-613D	6
1088-905	14	118-341D	8	122-041D	14	148-613D	8
1088-906	14	118-431D	4	122-041D	16	150-138D	2
1088-908	14	118-431D	6	122-041D	18	152-044D	4
1089-011	14	118-432D	10	122-041D	20	152-044D	6
1089-210	12	118-432D	4	122-094D	18	152-262D	22
109-025H	2	118-432D	6	122-094D	20	152-262D	24
109-069D	2	118-433D	4	122-103S	18	152-262D	28
109-091D	10	118-433D	6	122-103S	20	152-262D	30
109-091D	12	118-434D	4	122-110D	14	152-263D	20
109-091D	14	118-434D	6	122-110D	16	152-390D	2
109-091D	4	118-437D	10	122-117S	14	168-240D	4
109-091D	6	118-437D	12	122-117S	16	170-033H	2
109-091D	8	118-437D	8	122-120D	10	170-034H	2
1092-6	14	118-438D	10	122-120D	8	171-043D	28
113-369H	4	118-438D	8	122-151D	8	171-084H	28
113-370D	2	118-440D	10	122-164D	10	171-098H	28
113-370D	2	118-443H	2	122-166D	10	175-102H	24
113-370D	4	118-444H	2	122-173H	8	175-146H	12
113-370D	6	118-466D	10	122-197V	18	175-146H	14
113-370D	8	118-467D	8	122-197V	20	175-180S	12
113-562H	4	118-468D	10	122-198V	14	175-180S	14
113-563S	2	118-508D	10	122-198V	16	175-182H	24
113-682D	2	118-508D	12	122-201S	8	175-183H	24
		118-508D	14	122-202S	10	175-184H	24
		118-508D	4	122-202S	14	175-190S	18

Part Number Index

Part Number	Page	Part Number	Page	Part Number	Page	Part Number	Page
175-219H	.8	194-191H	.30	195-160D	.6	195-259D	.10
175-233D	.10	194-192H	.30	195-160H	.30	195-259D	.8
175-233D	.12	194-194H	.4	195-170D	.22	195-260D	.10
175-233D	.14	194-195H	.6	195-172D	.12	195-260D	.8
175-233D	.4	194-198H	.2	195-172D	.14	195-265D	.2
175-233D	.6	194-270D	.4	195-172D	.2	195-268D	.18
175-233D	.8	194-273D	.2	195-172D	.4	195-269H	.18
175-280D	.12	194-273D	.6	195-177S	.14	195-270D	.16
175-280D	.14	194-274D	.2	195-181H	.18	195-271D	.16
175-325D	.16	194-274D	.4	195-182H	.18	195-272D	.16
175-326D	.16	194-401D	.2	195-183H	.18	195-272K	.16
175-327D	.16	194-402D	.2	195-187K	.16	195-273S	.16
175-327D	.20	194-472D	.2	195-188H	.32	195-280H	.28
175-331D	.16	194-473D	.4	195-188H	.34	196-112D	.2
175-332D	.20	194-495D	.2	195-188H	.36	196-112D	.2
175-338D	.24	194-516D	.32	195-189D	.12	196-112D	.4
175-341D	.24	194-516D	.34	195-189D	.14	196-112D	.6
176-042S	.22	194-516D	.36	195-192D	.16	196-112D	.8
176-042S	.24	194-525D	.2	195-193H	.26	196-136H	.2
176-042S	.26	194-526D	.2	195-194D	.18	196-145V	.2
176-042S	.28	194-527D	.2	195-197D	.14	196-208K	.4
176-042S	.30	195-007D	.16	195-197D	.16	196-272K	.4
176-065D	.26	195-100D	.2	195-197D	.20	196-273K	.4
176-065D	.30	195-100D	.4	195-198D	.14	196-274K	.2
176-066D	.2	195-100D	.6	195-205D	.8	196-275K	.2
176-066D	.26	195-100D	.8	195-206D	.8	197-001D	.2
176-066D	.4	195-101D	.2	195-207D	.8	197-001D	.4
176-076D	.26	195-101D	.4	195-208D	.18	197-089D	.10
176-078D	.26	195-101D	.6	195-210D	.18	197-091D	.10
176-080D	.26	195-101D	.8	195-222D	.30	197-096D	.10
176-084D	.26	195-102D	.2	195-223K	.22	197-148K	.2
181-064D	.4	195-102D	.4	195-224K	.22	198-137D	.10
185-014D	.4	195-102D	.6	195-225K	.22	198-137D	.12
188-001V	.2	195-102D	.8	195-229D	.2	198-137D	.14
188-008V	.10	195-108D	.6	195-232H	.10	198-137D	.16
191-001D	.24	195-109D	.2	195-232H	.12	198-137D	.18
191-002D	.24	195-109D	.4	195-232H	.14	198-137D	.2
191-018D	.24	195-121D	.26	195-232H	.8	198-137D	.20
194-028H	.2	195-122D	.26	195-234D	.2	198-137D	.4
194-070D	.2	195-124H	.10	195-236D	.6	198-137D	.6
194-106H	.4	195-129H	.10	195-237D	.10	198-137D	.8
194-123K	.34	195-129H	.6	195-238D	.14	198-331D	.4
194-123K	.36	195-129H	.8	195-242B	.2	198-331D	.6
194-129H	.32	195-130H	.20	195-242B	.6	199-022H	.2
194-129H	.34	195-131H	.20	195-243D	.10	199-030D	.14
194-129H	.36	195-144D	.20	195-243D	.12	199-031D	.18
194-135H	.26	195-152D	.6	195-243D	.14	199-042D	.10
194-155H	.34	195-152K	.10	195-243D	.2	199-042D	.6
194-155H	.36	195-152K	.12	195-243D	.4	199-043H	.4
194-156H	.32	195-152K	.14	195-243D	.8	1M6006	.24
194-156H	.34	195-152K	.8	195-244D	.4	1M7016	.10
194-156H	.36	195-153D	.6	195-244H	.2	1M7016	.18
194-179H	.36	195-153H	.18	195-244H	.4	1M7016	.20
194-180H	.34	195-154H	.18	195-244H	.6	1M7016	.22
194-181H	.32	195-155H	.18	195-245D	.8	200-006D	.4
194-182H	.6	195-156H	.18	195-246D	.12	202-189D	.12
194-182H	.8	195-157D	.6	195-246K	.2	202-189D	.8
194-183H	.4	195-157H	.18	195-246K	.4	202-190D	.16
194-183H	.8	195-158H	.18	195-253H	.2	202-274D	.20
194-184H	.2	195-159D	.2	195-254D	.20	206-014S	.10
194-184H	.8	195-159D	.4	195-256D	.6	206-014S	.8
194-187H	.2	195-159D	.6	195-257D	.2	221-131H	.4
194-188H	.2	195-159H	.18	195-257D	.4	221-131H	.6
194-189H	.2	195-160D	.2	195-258D	.2	248-251D	.6
194-190H	.2	195-160D	.4	195-258D	.4	2A0006	.10

Part Number Index

<u>Part Number</u>	<u>Page</u>	<u>Part Number</u>	<u>Page</u>	<u>Part Number</u>	<u>Page</u>	<u>Part Number</u>	<u>Page</u>
2A0006	20	6R5164	20	800-213C	4	802-017C	8
2A0006	22	7M2316	24	800-213C	6	802-023C	18
2A0006	24	7M4332	10	800-268C	2	802-026C	10
2A0012	10	7M6318	20	800-268C	4	802-026C	12
2A0012	18	7M6324	22	800-268C	6	802-032C	2
2A0012	20	7M6328	18	800-310C	8	802-034C	18
2A0012	22	800-001C	2	800-322C	2	802-034C	2
2A0012	24	800-001C	2	800-322C	4	802-034C	26
2A0014	10	800-001C	2	801-001C	2	802-034C	4
2A0018	18	800-001C	34	801-002C	14	802-034C	6
2A0018	20	800-001C	36	801-002C	2	802-034C	8
2A0018	22	800-001C	6	801-002C	4	802-039C	10
2A0022	24	800-003C	2	801-002C	6	802-039C	12
2A0024	10	800-004C	10	801-009C	24	802-039C	14
2A0024	18	800-004C	12	801-035C	10	802-039C	2
2A0024	20	800-004C	14	801-035C	12	802-039C	2
2A0024	22	800-004C	4	801-035C	14	802-039C	8
2A0042	18	800-004C	6	801-035C	4	802-041C	10
2A0052	18	800-004C	8	801-035C	6	802-041C	12
2A0052	22	800-008C	14	801-035C	8	802-041C	14
2A0132	18	800-009C	10	801-057C	10	802-041C	16
2A0132	20	800-009C	12	801-057C	12	802-041C	18
2A0132	22	800-009C	14	801-057C	14	802-041C	2
2A0132	24	800-009C	2	801-057C	4	802-041C	4
2A0208	18	800-009C	4	801-057C	6	802-041C	8
2A0208	20	800-009C	4	801-057C	8	802-045C	2
2A0208	22	800-009C	6	801-067C	4	802-045C	4
2A0208	24	800-009C	6	801-084C	10	802-045C	6
2A0245	18	800-009C	8	801-084C	8	802-055C	28
2A0275	18	800-012C	16	801-096C	10	802-058C	10
2A0426	18	800-012C	24	801-141C	10	802-058C	12
2A0458	18	800-016C	14	801-141C	8	802-058C	2
2M2316	24	800-016C	6	801-151C	2	802-058C	4
2M4532	10	800-032C	24	801-154C	10	802-058C	6
2M6108	20	800-058C	22	801-172C	4	802-058C	8
2M6470	20	800-058C	24	802-004C	10	802-059C	14
2M6526	22	800-058C	28	802-004C	12	802-059C	16
2M6628	18	800-058C	30	802-004C	14	802-062C	2
313-176D	12	800-058C	32	802-004C	24	802-068C	34
313-176D	14	800-058C	34	802-004C	4	802-068C	36
313-186D	12	800-058C	36	802-004C	6	802-069C	4
313-186D	14	800-064C	2	802-004C	6	802-078C	16
3R0122	24	800-073C	2	802-004C	8	802-078C	20
3R1510	10	800-073C	4	802-005C	18	802-079C	2
3R5712	20	800-082C	10	802-005C	2	802-079C	20
3R5912	22	800-082C	12	802-005C	4	802-079C	24
3R6012	18	800-082C	14	802-007C	2	802-079C	4
404-121S	4	800-082C	16	802-010C	2	802-079C	6
404-121S	6	800-082C	6	802-012C	20	802-079C	8
404-170H	4	800-082C	8	802-014C	10	802-082C	26
404-170H	6	800-093C	10	802-014C	12	802-082C	32
4M2102	24	800-093C	8	802-014C	14	802-082C	34
4M4108	10	800-101C	10	802-014C	2	802-082C	36
4M6108	18	800-107C	10	802-014C	4	802-088C	2
4M6108	20	800-107C	12	802-014C	6	802-091C	16
4M6108	22	800-107C	14	802-014C	8	802-092C	24
500-090B	28	800-107C	4	802-014C	8	802-095C	32
5M2116	24	800-107C	6	802-015C	2	802-095C	34
5M4132	10	800-107C	8	802-017C	14	802-095C	36
5M6124	22	800-112C	2	802-017C	18	802-099C	2
5M6128	18	800-121C	12	802-017C	20	802-100C	2
6R0032	24	800-121C	14	802-017C	22	802-103C	2
6R1144	10	800-148C	2	802-017C	24	802-104C	2
6R5162	18	800-177C	26	802-017C	28	802-106C	6
6R5162	22	800-213C	2	802-017C	30	802-114C	2

Part Number Index

Part Number	Page	Part Number	Page	Part Number	Page	Part Number	Page
802-119C	.18	802-413C	.10	803-011C	.6	803-036C	.2
802-119C	.20	802-413C	.14	803-013C	.10	803-036C	.2
802-121C	.2	802-413C	.4	803-013C	.12	803-036C	.4
802-121C	.4	802-421C	.10	803-013C	.2	803-036C	.4
802-121C	.6	802-421C	.12	803-014C	.10	803-036C	.6
802-128C	.4	802-421C	.14	803-014C	.12	803-036C	.8
802-130C	.18	802-421C	.16	803-014C	.2	803-049C	.2
802-138C	.2	802-421C	.18	803-014C	.2	803-053C	.4
802-138C	.2	802-421C	.2	803-014C	.2	803-064C	.4
802-138C	.2	802-421C	.20	803-014C	.20	803-079C	.2
802-138C	.4	802-421C	.4	803-014C	.24	803-079C	.4
802-138C	.6	802-421C	.6	803-014C	.4	803-088C	.10
802-138C	.8	802-421C	.8	803-014C	.6	803-088C	.12
802-139C	.32	802-425C	.12	803-014C	.6	803-088C	.14
802-148C	.24	802-425C	.14	803-014C	.8	803-088C	.16
802-151C	.18	802-426C	.2	803-014C	.8	803-088C	.18
802-151C	.20	802-442C	.8	803-016C	.2	803-088C	.2
802-152C	.22	802-543C	.2	803-019C	.2	803-088C	.2
802-152C	.28	802-544C	.2	803-019C	.2	803-088C	.22
802-152C	.30	802-550C	.2	803-019C	.4	803-088C	.24
802-155C	.2	802-550C	.6	803-019C	.6	803-088C	.4
802-168C	.6	802-551C	.10	803-020C	.16	803-088C	.6
802-168C	.8	802-551C	.12	803-020C	.18	803-088C	.8
802-178C	.2	802-551C	.14	803-020C	.2	803-159C	.4
802-182C	.4	802-551C	.16	803-020C	.2	803-169C	.10
802-196C	.2	802-551C	.6	803-020C	.2	803-169C	.10
802-196C	.22	802-551C	.8	803-020C	.20	803-169C	.12
802-197C	.14	802-589C	.2	803-020C	.26	803-169C	.14
802-197C	.16	802-617C	.12	803-020C	.32	803-169C	.14
802-203C	.2	802-617C	.6	803-020C	.34	803-169C	.16
802-203C	.4	802-617C	.8	803-020C	.36	803-169C	.18
802-203C	.6	802-618C	.10	803-020C	.4	803-169C	.2
802-203C	.8	802-618C	.12	803-020C	.4	803-169C	.2
802-205C	.2	802-633C	.24	803-020C	.6	803-169C	.2
802-228C	.2	802-687C	.2	803-020C	.6	803-169C	.20
802-228C	.4	802-690C	.34	803-020C	.8	803-169C	.4
802-228C	.6	802-690C	.36	803-021C	.2	803-169C	.4
802-252C	.10	803-001C	.10	803-021C	.2	803-169C	.4
802-252C	.12	803-003C	.10	803-021C	.28	803-169C	.4
802-252C	.2	803-006C	.10	803-024C	.2	803-169C	.6
802-252C	.24	803-006C	.12	803-026C	.32	803-169C	.6
802-282C	.10	803-006C	.14	803-026C	.34	803-169C	.6
802-282C	.12	803-006C	.16	803-026C	.36	803-169C	.8
802-282C	.14	803-006C	.24	803-026C	.4	803-169C	.8
802-282C	.16	803-006C	.6	803-026C	.28	803-177C	.14
802-282C	.18	803-006C	.8	803-027C	.34	803-177C	.16
802-282C	.2	803-007C	.18	803-027C	.36	803-177C	.18
802-282C	.4	803-007C	.20	803-028C	.2	803-177C	.20
802-282C	.6	803-008C	.10	803-028C	.32	803-177C	.8
802-282C	.8	803-008C	.12	803-028C	.34	803-193C	.2
802-283C	.2	803-008C	.14	803-028C	.36	803-193C	.4
802-375C	.14	803-008C	.16	803-029C	.4	803-193C	.6
802-375C	.16	803-008C	.18	803-031C	.2	803-194C	.10
802-375C	.18	803-008C	.2	803-031C	.32	803-194C	.12
802-375C	.22	803-008C	.2	803-031C	.34	803-194C	.14
802-377C	.16	803-008C	.20	803-031C	.36	803-194C	.4
802-381C	.2	803-008C	.24	803-032C	.2	803-194C	.6
802-387C	.18	803-008C	.4	803-034C	.2	803-194C	.8
802-387C	.2	803-008C	.6	803-034C	.30	803-199C	.18
802-387C	.4	803-008C	.8	803-035C	.2	803-199C	.2
802-387C	.6	803-011C	.12	803-036C	.10	803-199C	.4
802-387C	.8	803-011C	.14	803-036C	.12	803-199C	.6
802-388C	.12	803-011C	.2	803-036C	.14	803-199C	.8
802-411C	.12	803-011C	.2	803-036C	.16	803-200C	.2
802-411C	.14	803-011C	.4	803-036C	.18	803-208C	.2

Part Number Index

<u>Part Number</u>	<u>Page</u>	<u>Part Number</u>	<u>Page</u>	<u>Part Number</u>	<u>Page</u>	<u>Part Number</u>	<u>Page</u>
803-209C	12	804-012C	8	804-023C	34	805-016C	2
803-209C	14	804-012C	8	804-023C	36	805-016C	4
803-209C	18	804-013C	10	804-025C	32	805-019C	4
803-209C	2	804-013C	10	804-025C	34	805-020C	10
803-215C	20	804-013C	12	804-025C	34	805-023C	10
803-215C	22	804-013C	12	804-025C	36	805-023C	12
803-215C	24	804-013C	14	804-025C	36	805-023C	14
803-215C	28	804-013C	2	804-025C	4	805-023C	4
803-215C	30	804-013C	2	804-027C	2	805-023C	6
803-219C	4	804-013C	2	804-027C	32	805-023C	8
803-239C	2	804-013C	2	804-027C	34	805-024C	26
803-263C	2	804-013C	20	804-027C	36	805-026C	24
803-293C	6	804-013C	24	804-028C	2	805-030C	2
803-310C	2	804-013C	4	804-029C	2	805-032C	26
803-310C	4	804-013C	4	804-030C	2	805-058C	2
804-001C	2	804-013C	6	804-030C	2	805-067C	10
804-002C	2	804-013C	6	804-031C	10	805-067C	6
804-003C	2	804-013C	6	804-031C	12	805-069C	10
804-004C	10	804-013C	8	804-031C	14	805-083C	20
804-006C	10	804-013C	8	804-031C	4	805-085C	2
804-006C	12	804-013C	8	804-031C	6	805-085C	4
804-006C	14	804-013C	8	804-031C	8	805-104C	2
804-006C	16	804-015C	10	804-035C	2	805-104C	30
804-006C	22	804-015C	12	804-035C	4	805-104C	32
804-006C	24	804-015C	14	804-036C	12	805-104C	34
804-006C	24	804-015C	16	804-036C	14	805-104C	36
804-006C	28	804-015C	18	804-036C	2	805-104C	4
804-006C	30	804-015C	2	804-037C	2	805-109C	2
804-006C	6	804-015C	2	804-040C	2	805-109C	20
804-006C	8	804-015C	2	804-040C	2	805-109C	4
804-007C	16	804-015C	2	804-040C	4	805-109C	6
804-009C	10	804-015C	20	804-040C	6	805-124C	2
804-009C	12	804-015C	26	804-043C	4	805-124C	4
804-009C	14	804-015C	32	804-048C	24	805-127C	2
804-009C	16	804-015C	34	804-061C	2	805-127C	4
804-009C	18	804-015C	36	804-061C	4	805-127C	6
804-009C	2	804-015C	4	804-075C	10	805-131C	2
804-009C	2	804-015C	4	804-075C	10	805-148C	2
804-009C	2	804-015C	4	804-075C	12	805-154C	10
804-009C	2	804-015C	6	804-075C	14	805-154C	14
804-009C	24	804-015C	6	804-075C	16	805-154C	18
804-009C	4	804-015C	8	804-075C	6	805-154C	2
804-009C	4	804-015C	8	804-075C	8	805-154C	6
804-009C	6	804-016C	16	804-075C	8	805-154C	6
804-009C	6	804-016C	2	804-078C	10	805-180C	10
804-009C	8	804-016C	4	804-078C	8	805-180C	12
804-009C	8	804-016C	6	804-082C	2	805-180C	14
804-011C	10	804-017C	2	804-082C	4	805-180C	16
804-011C	12	804-017C	2	804-088C	4	805-180C	18
804-011C	14	804-019C	28	804-095C	2	805-180C	22
804-011C	2	804-021C	2	804-095C	2	805-180C	2
804-011C	2	804-022C	10	804-098C	2	805-180C	28
804-011C	20	804-022C	12	804-113C	10	805-180C	30
804-011C	4	804-022C	14	804-113C	12	805-180C	4
804-011C	6	804-022C	16	804-113C	14	805-180C	6
804-011C	8	804-022C	18	804-113C	16	805-180C	8
804-011C	8	804-022C	18	804-113C	18	805-186C	10
804-012C	10	804-022C	2	804-113C	2	805-186C	14
804-012C	10	804-022C	2	804-113C	4	805-186C	18
804-012C	12	804-022C	2	804-113C	8	805-186C	2
804-012C	14	804-022C	20	804-113C	8	805-186C	2
804-012C	14	804-022C	20	804-134C	2	805-186C	4
804-012C	14	804-022C	28	804-154C	2	805-186C	6
804-012C	2	804-022C	4	804-154C	2	805-186C	6
804-012C	2	804-022C	4	804-154C	4	805-186C	6
804-012C	2	804-022C	6	804-154C	6	805-187C	30
804-012C	4	804-022C	8	804-182C	2	805-197C	26
804-012C	6	804-023C	28	805-004C	2	805-234C	2

Part Number Index

Part Number	Page	Part Number	Page	Part Number	Page	Part Number	Page
805-234C	.4	808-258C	.10	810-423C	.2	811-173C	.4
805-234C	.6	808-258C	.12	810-423C	.6	811-181C	.2
805-236C	.32	808-258C	.14	810-423C	.8	811-193C	.14
805-236C	.34	808-258C	.2	810-430C	.10	811-193C	.16
805-236C	.36	808-258C	.4	810-432C	.10	811-203C	.28
805-240C	.10	808-258C	.8	810-432C	.12	811-212C	.10
805-240C	.12	808-259C	.10	810-432C	.14	811-212C	.12
805-240C	.14	808-259C	.12	810-432C	.16	811-212C	.14
805-240C	.18	808-259C	.14	810-432C	.6	811-212C	.16
805-240C	.2	808-259C	.2	810-432C	.8	811-212C	.6
805-240C	.4	808-259C	.4	810-554C	.12	811-212C	.8
805-240C	.8	808-259C	.8	810-554C	.16	811-216C	.12
805-335C	.4	808-260C	.18	810-554C	.8	811-216C	.16
805-335C	.6	808-287C	.2	811-021C	.6	811-216C	.8
805-385C	.4	810-013C	.20	811-021C	.8	811-231C	.4
805-385C	.6	810-014C	.18	811-044C	.6	811-249C	.4
806-039C	.2	810-020C	.4	811-057C	.2	811-281C	.6
806-047C	.2	810-020C	.4	811-057C	.4	811-281C	.8
806-060C	.16	810-058C	.6	811-064C	.10	811-286C	.10
806-060C	.2	810-060C	.22	811-064C	.12	811-286C	.12
806-066C	.2	810-274C	.12	811-064C	.14	811-286C	.12
806-066C	.20	810-274C	.6	811-064C	.16	811-286C	.14
806-093C	.28	810-274C	.8	811-064C	.6	811-286C	.16
807-072C	.20	810-293C	.14	811-064C	.8	811-286C	.16
807-073C	.2	810-293C	.16	811-065C	.10	811-286C	.6
807-097C	.2	810-299C	.10	811-065C	.12	811-286C	.8
807-097C	.26	810-299C	.12	811-065C	.14	811-286C	.8
807-097C	.4	810-299C	.14	811-065C	.16	811-312C	.10
807-101C	.10	810-299C	.16	811-065C	.6	811-312C	.12
807-101C	.8	810-299C	.32	811-065C	.8	811-312C	.14
807-106C	.10	810-299C	.34	811-118C	.10	811-312C	.16
807-106C	.12	810-299C	.36	811-118C	.12	811-312C	.4
807-106C	.14	810-299C	.6	811-118C	.14	811-312C	.6
807-106C	.14	810-299C	.8	811-118C	.16	811-312C	.8
807-106C	.18	810-300C	.10	811-118C	.6	811-315C	.6
807-106C	.2	810-300C	.12	811-118C	.8	811-356C	.6
807-106C	.4	810-300C	.14	811-133C	.10	811-356C	.8
807-106C	.6	810-300C	.16	811-133C	.12	811-364C	.10
807-106C	.6	810-300C	.6	811-133C	.14	811-364C	.12
807-159C	.2	810-300C	.8	811-133C	.16	811-364C	.14
807-188C	.10	810-301C	.10	811-133C	.4	811-364C	.16
807-262C	.4	810-301C	.12	811-133C	.6	811-364C	.6
807-262C	.6	810-301C	.14	811-133C	.8	811-364C	.8
808-086C	.24	810-301C	.16	811-146C	.10	811-393C	.10
808-143C	.10	810-301C	.6	811-146C	.14	811-393C	.12
808-143C	.12	810-301C	.8	811-146C	.6	811-397C	.10
808-143C	.14	810-303C	.14	811-151C	.6	811-397C	.12
808-143C	.16	810-303C	.16	811-169C	.4	811-397C	.14
808-143C	.2	810-303C	.26	811-169C	.8	811-397C	.16
808-143C	.4	810-303C	.26	811-170C	.10	811-397C	.6
808-143C	.8	810-310C	.24	811-170C	.12	811-397C	.8
808-240C	.24	810-343C	.14	811-170C	.6	811-416C	.10
808-240C	.30	810-343C	.16	811-170C	.8	811-416C	.12
808-256C	.10	810-344C	.14	811-171C	.10	811-416C	.14
808-256C	.12	810-344C	.16	811-171C	.10	811-416C	.16
808-256C	.14	810-371C	.10	811-171C	.12	811-416C	.6
808-256C	.2	810-371C	.12	811-171C	.12	811-416C	.8
808-256C	.4	810-410C	.10	811-171C	.14	811-430C	.12
808-256C	.8	810-410C	.14	811-171C	.16	811-430C	.16
808-257C	.10	810-410C	.6	811-171C	.2	811-430C	.8
808-257C	.12	810-416C	.2	811-171C	.4	811-439C	.10
808-257C	.14	810-416C	.4	811-171C	.6	811-439C	.12
808-257C	.2	810-421C	.2	811-171C	.6	811-439C	.14
808-257C	.4	810-421C	.2	811-171C	.8	811-439C	.16
808-257C	.8	810-422C	.8	811-171C	.8	811-439C	.6

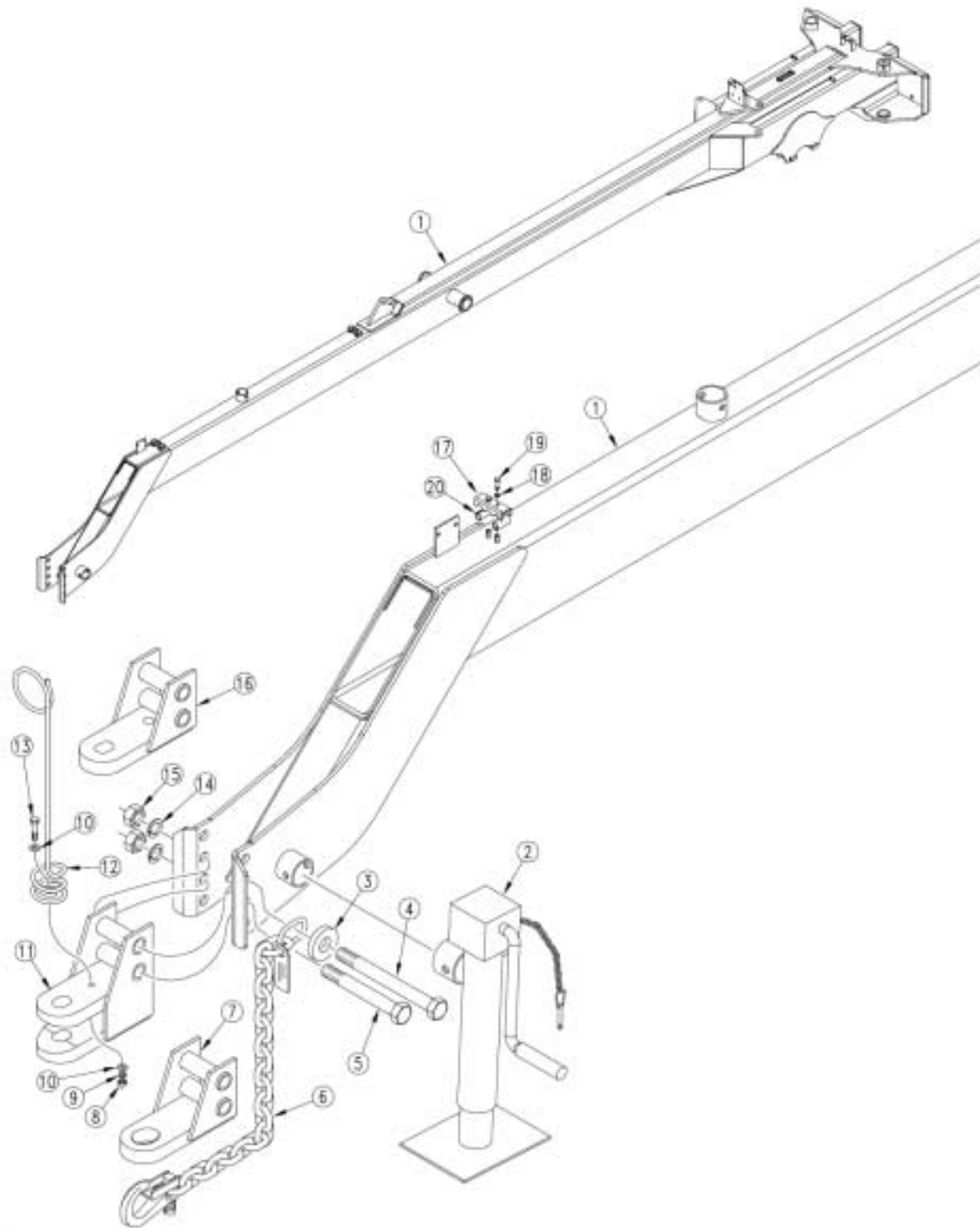
Part Number Index

<u>Part Number</u>	<u>Page</u>	<u>Part Number</u>	<u>Page</u>	<u>Part Number</u>	<u>Page</u>	<u>Part Number</u>	<u>Page</u>
811-439C	8	811-796C	12	816-306C	4	817-075C	12
811-442C	4	811-796C	14	816-306C	6	817-075C	14
811-470C	2	811-796C	6	816-536C	4	817-075C	4
811-531C	14	811-796C	8	816-536C	6	817-075C	6
811-531C	16	812-236C	4	817-004C	10	817-075C	8
811-574C	2	812-236C	6	817-004C	12	817-084C	10
811-579C	6	812-245C	2	817-004C	14	817-084C	12
811-579C	8	814-008C	2	817-004C	4	817-084C	14
811-582C	14	814-010C	18	817-004C	6	817-084C	16
811-582C	16	814-010C	20	817-004C	8	817-084C	18
811-585C	10	814-034C	2	817-022C	18	817-084C	2
811-585C	12	814-034C	4	817-022C	20	817-084C	2
811-585C	14	814-067C	14	817-023C	18	817-084C	20
811-585C	16	814-067C	16	817-023C	20	817-084C	4
811-585C	6	814-104C	4	817-025C	10	817-084C	4
811-585C	6	814-157C	6	817-025C	12	817-084C	6
811-585C	8	814-157C	8	817-025C	14	817-084C	6
811-585C	8	814-158C	10	817-025C	16	817-084C	8
811-631C	10	814-158C	12	817-025C	18	817-086C	10
811-631C	10	814-159C	6	817-025C	2	817-087C	2
811-631C	12	814-159C	8	817-025C	4	817-111C	26
811-631C	12	814-160C	10	817-025C	8	817-111C	30
811-631C	14	814-160C	12	817-042C	6	817-134C	8
811-631C	14	814-174C	2	817-053C	24	817-191C	10
811-631C	16	814-174C	4	817-062C	14	817-191C	8
811-631C	16	814-177C	4	817-062C	16	817-202C	10
811-631C	6	814-178C	2	817-063C	14	817-255C	12
811-631C	6	814-206C	4	817-063C	16	817-273C	6
811-631C	8	814-207C	2	817-068C	10	817-296C	6
811-631C	8	814-208C	4	817-068C	12	817-296C	8
811-632C	10	814-209C	2	817-068C	14	817-297C	10
811-632C	14	814-210C	2	817-068C	4	817-297C	12
811-632C	6	814-210C	4	817-068C	6	817-314C	2
811-636C	14	815-001C	4	817-068C	8	817-321C	18
811-636C	16	815-099C	4	817-069C	10	817-322C	18
811-675C	14	815-101C	4	817-069C	12	817-323C	24
811-675C	16	815-103C	4	817-069C	14	817-324C	18
811-677C	10	816-007C	14	817-069C	4	817-328C	10
811-677C	12	816-012C	2	817-069C	6	817-328C	14
811-677C	6	816-014C	4	817-069C	8	817-328C	18
811-677C	8	816-019C	4	817-070C	10	817-328C	2
811-713C	10	816-035C	2	817-070C	12	817-328C	4
811-713C	12	816-035C	4	817-070C	14	817-328C	6
811-713C	14	816-138C	2	817-070C	4	817-328C	6
811-713C	16	816-170C	2	817-070C	6	817-330C	2
811-713C	6	816-173C	10	817-070C	8	817-330C	4
811-713C	8	816-173C	8	817-071C	10	817-346C	14
811-724C	4	816-239C	10	817-071C	12	817-347C	10
811-774C	10	816-239C	12	817-071C	14	817-347C	14
811-774C	12	816-239C	14	817-071C	4	817-347C	18
811-774C	14	816-239C	2	817-071C	6	817-347C	2
811-774C	16	816-239C	4	817-071C	8	817-347C	4
811-774C	6	816-239C	4	817-073C	10	817-347C	6
811-774C	8	816-239C	6	817-073C	12	817-347C	6
811-775C	10	816-239C	6	817-073C	14	817-349C	4
811-775C	12	816-239C	8	817-073C	4	817-349C	6
811-775C	14	816-241C	2	817-073C	6	817-350C	10
811-775C	16	816-241C	4	817-073C	8	817-423C	10
811-775C	6	816-241C	6	817-074C	10	817-423C	12
811-775C	8	816-242C	6	817-074C	12	817-423C	14
811-776C	6	816-278C	16	817-074C	14	817-423C	8
811-776C	8	816-291C	16	817-074C	4	817-516C	6
811-777C	6	816-291C	20	817-074C	6	817-688C	4
811-777C	8	816-292C	24	817-074C	8	817-688C	6
811-796C	10	816-302C	2	817-075C	10	817-697C	4

Part Number Index

<u>Part Number</u>	<u>Page</u>	<u>Part Number</u>	<u>Page</u>	<u>Part Number</u>	<u>Page</u>	<u>Part Number</u>	<u>Page</u>
817-697C	.6	822-119C	.2				
818-003C	.2	822-119C	.4				
818-019C	.2	822-119C	.6				
818-045C	.2	822-119C	.8				
818-078C	.2	822-170C	.10				
818-257C	.2	822-170C	.12				
818-258C	.2	822-170C	.2				
818-337C	.2	822-170C	.4				
818-339C	.2	822-170C	.6				
818-349C	.2	822-170C	.8				
818-369C	.2	823-184C	.4				
818-370C	.2	838-102C	.2				
818-371C	.2	838-160C	.2				
818-398C	.2	838-161C	.2				
818-400C	.2	838-169C	.2				
818-401C	.2	838-206C	.2				
818-402C	.2	838-229C	.2				
818-557C	.2	838-237C	.10				
818-579C	.2	838-237C	.2				
818-580C	.2	838-259C	.2				
818-660C	.2	838-265C	.2				
818-664C	.2	838-266C	.2				
818-708C	.2	838-267C	.2				
818-710C	.2	838-482C	.2				
818-855C	.2	838-482C	.6				
819-001C	.2	841-077C	.12				
819-109C	.2	841-077C	.16				
820-094C	.4	841-077C	.8				
820-155C	.2	890-005C	.2				
820-287C	.4	890-026C	.24				
820-287C	.6	890-143C	.2				
822-008C	.2	890-184C	.2				
822-030C	.4	890-190C	.10				
822-032C	.10	890-190C	.12				
822-032C	.12	890-190C	.14				
822-032C	.14	890-190C	.4				
822-032C	.16	890-190C	.6				
822-032C	.18	890-190C	.8				
822-032C	.2	890-193C	.2				
822-032C	.4	890-221C	.12				
822-032C	.6	890-305C	.10				
822-032C	.8	890-308C	.14				
822-036C	.4	890-311C	.2				
822-037C	.4	890-312C	.2				
822-038C	.4	890-350C	.10				
822-039C	.4	890-350C	.12				
822-080C	.4	890-350C	.14				
822-083C	.24	890-350C	.4				
822-095C	.14	890-350C	.6				
822-095C	.16	890-350C	.8				
822-095C	.18	890-351C	.4				
822-095C	.20	890-466C	.2				
822-103C	.10	890-610C	.2				
822-103C	.12	890-614C	.4				
822-103C	.14	890-711C	.2				
822-103C	.4	890-711C	.4				
822-103C	.6	900TUBESP	.12				
822-103C	.8	BO-47	.4				
822-117C	.2	CP2-10	.26				
822-118C	.2	P502001	.4				
822-119C	.10	PRPIL-10-K-25	.26				
822-119C	.12	VA-111005-1	.4				
822-119C	.14	VA-267000	.4				
822-119C	.16	VA-267304	.4				
822-119C	.18						

Hitch To Tongue

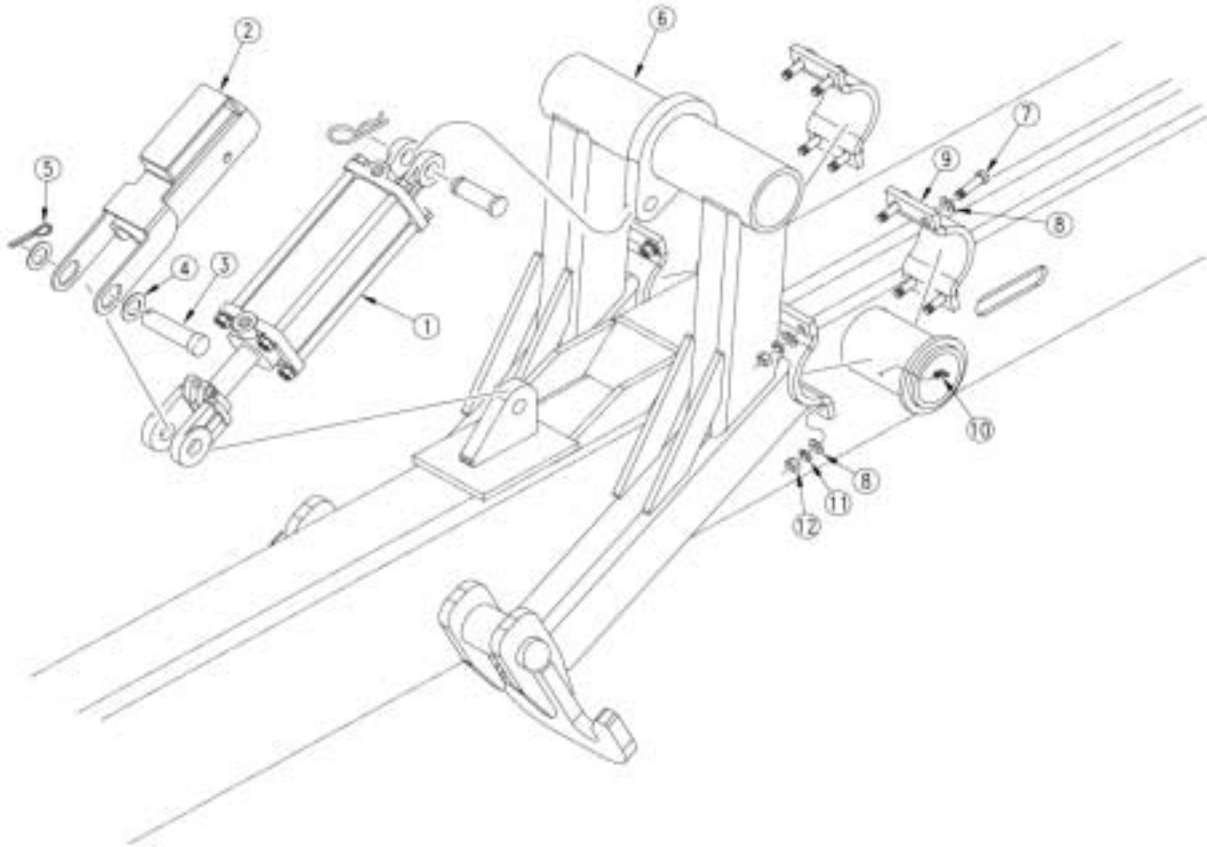


Hitch To Tongue

Ref.	Part No.	Part Description	Comments
1.	194-190H	3S-4000 TONGUE-MAINFRAME WLDMT	
2.	890-610C	SQ TB JACK 10000 LB 10 STROKE	
3.	194-070D	SAFETY CHAIN WASHER	
4.	802-543C	HHCS 1 1/4-7X10 GR5 SPTH	
5.	802-544C	HHCS 1 1/4-7X9 GR5 SPTH	
6.	890-184C	SAFETY CHAIN 30000 LB	
7.	170-033H	SINGLE HITCH STRAP-LARGE	
8.	803-020C	NUT HEX 1/2-13 PLT	
9.	804-015C	WASHER LOCK SPRING 1/2 PLT	
10.	804-017C	WASHER FLAT 1/2 USS PLT	
11.	196-136H	CLEVIS HITCH WELDMENT	
12.	807-073C	SPRING HOSE LOOP HEAVY	
13.	802-039C	HHCS 1/2-13X3 GR5	
14.	804-030C	WASHER LOCK 1 1/4 SPRING PLT	
15.	803-034C	NUT HEX 1 1/4-7 PLT	
16.	170-034H	SINGLE HITCH STRAP-SMALL	
17.	196-112D	HOSE CLAMP BRACKET	
18.	804-009C	WASHER LOCK SPRING 5/16 PLT	
19.	802-010C	HHCS 5/16-18X1 1/4 GR5	
20.	113-370D	1/4 MARKER HYD HOSE GUARD	

Legend: ● = 1st revision; ● = 2nd revision; ● = 3rd revision; ● = use up existing stock; ⊗ = not interchangeable; ⊗ ① ● = for example: revision 2 is not interchangeable w/revision 1

Transport Hook To Tongue

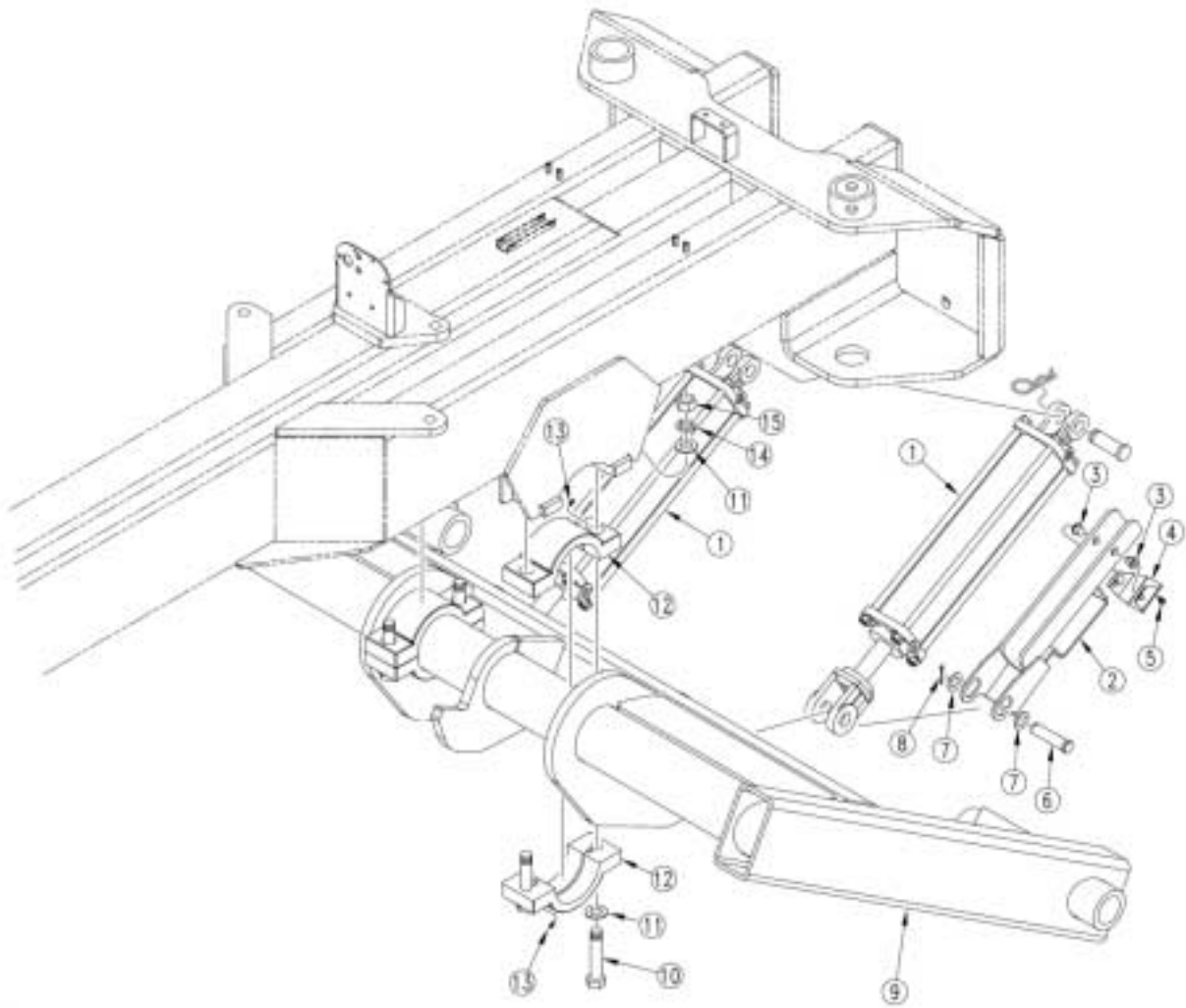


Transport Hook To Tongue

Ref.	Part No.	Part Description	Comments
1.	810-020C	CYL 4X10X1.25 ROD (TIE ROD)	
2.	194-106H	CYLINDER LOCK WELDMENT	
3.	805-124C	PIN CLEVIS 1 X 3 11/16 GR5 PLT	
4.	804-082C	WASHER MACH 1.75 X 1.00 X 18GA	
5.	805-104C	PIN COTTER 3/16 X 1 1/2 PLT	
6.	194-194H	3S-4000 TRANSPORT CARRIER	
7.	802-128C	HHCS 1/2-13X2 GR5	
8.	804-016C	WASHER FLAT 1/2 SAE PLT	
9.	185-014D	ROCKSHAFT HALF BAND CAP NOZERK	
10.	800-073C	GREASE ZERK 1/4-28 X 90-DEG	
11.	804-015C	WASHER LOCK SPRING 1/2 PLT	
12.	803-020C	NUT HEX 1/2-13 PLT	

Legend: ● = 1st revision; ● = 2nd revision; ● = 3rd revision; ● = use up existing stock; ⊗ = not interchangeable; ⊗ ① ● = for example: revision 2 is not interchangeable w/revision 1

Transport Axle To Tongue

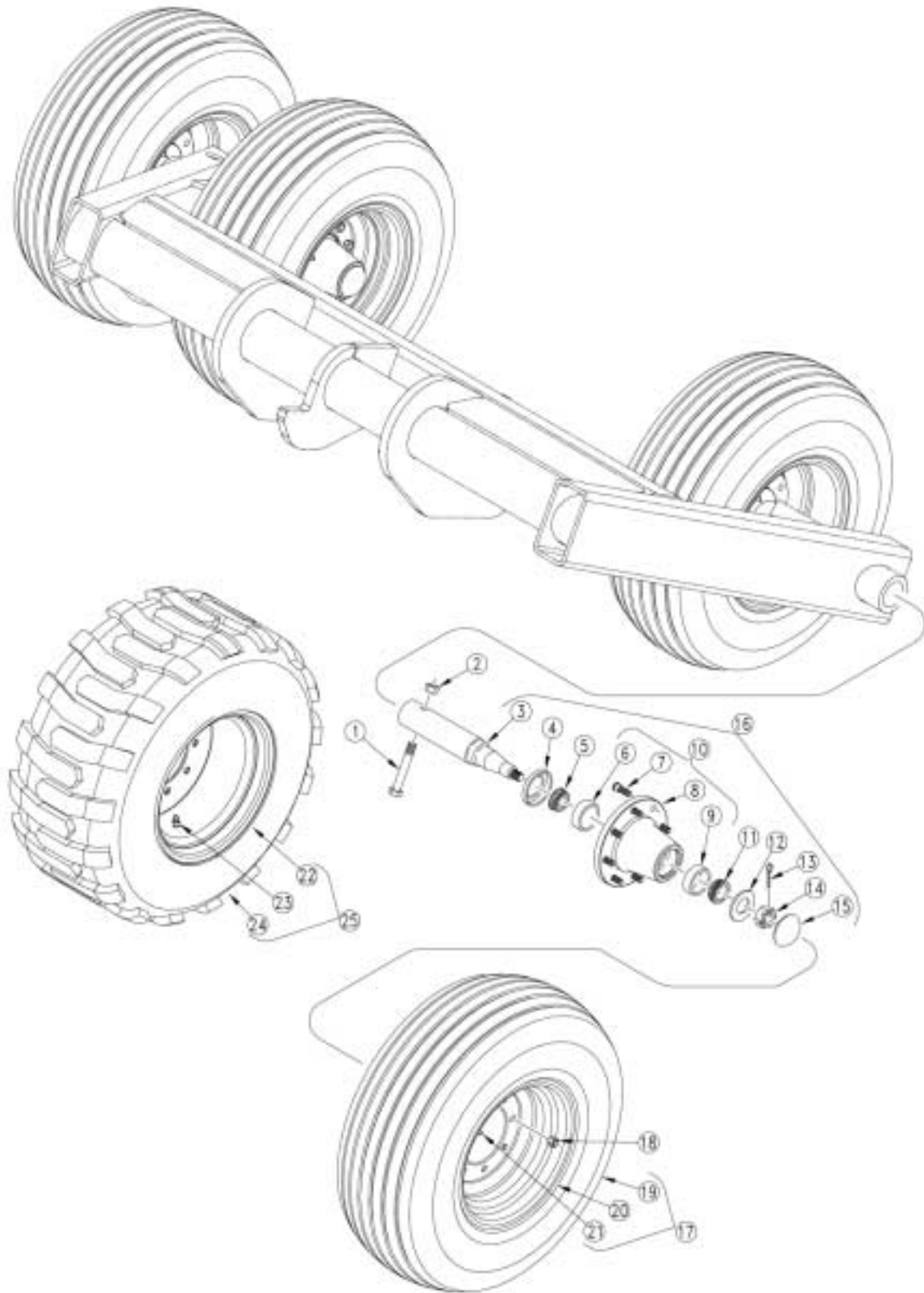


Transport Axle To Tongue

Ref.	Part No.	Part Description	Comments
1.	810-416C	CYL 4X16X1.50 ROD (TIE ROD)	
2.	194-198H	TRANSPORT AXLE CYL LOCK 16 IN	
3.	194-402D	PLASTIC CYL LOCK BUMPER	
4.	194-401D	LOCK SPRING CLIP	
5.	802-283C	HHCS 1/4-20X1/2 GR2	
6.	805-124C	PIN CLEVIS 1 X 3 11/16 GR5 PLT	
7.	804-082C	WASHER MACH 1.75 X 1.00 X 18GA	
8.	805-104C	PIN COTTER 3/16 X 1 1/2 PLT	
9.	194-189H	3S-4000 TRANSPORT AXLE WLDMNT	
10.	802-205C	HHCS 1-8X5 1/2 GR5	
11.	804-029C	WASHER FLAT 1 SAE	
12.	196-145V	ROCKSHAFT BEARING SUB ASSY	Contains 10,11,14 &15.
13.	800-001C	GREASE ZERK STRAIGHT 1/4-28	
14.	804-027C	WASHER LOCK SPRING 1 PLT	
15.	803-031C	NUT HEX 1-8 PLT	

Legend: ● = 1st revision; ● = 2nd revision; ● = 3rd revision; ● = use up existing stock; ⊗ = not interchangeable; ⊗ ① ● = for example: revision 2 is not interchangeable w/revision 1

Transport Tires And Hub



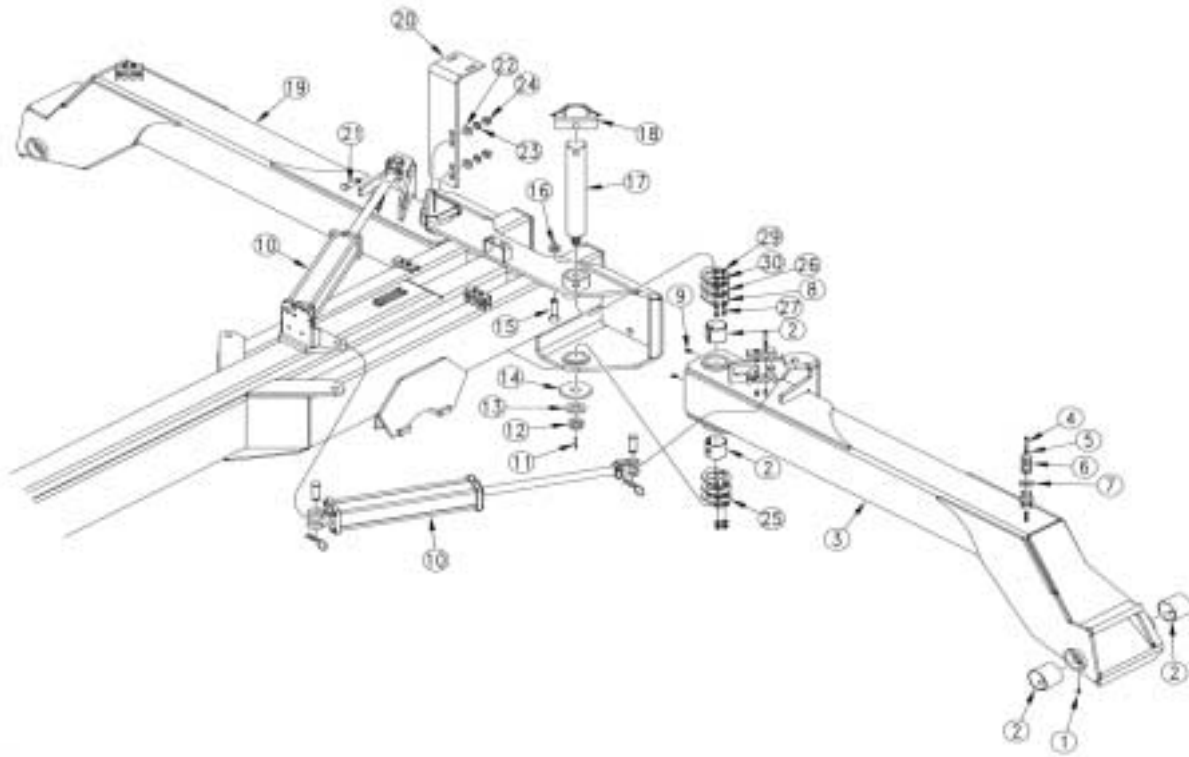
18791

Transport Tires And Hub

Ref.	Part No.	Part Description	Comments
1.	802-069C	HHCS 3/4-10X5 GR5	
2.	803-026C	NUT LOCK 3/4-10 PLT	
3.	815-099C	SPINDLE SGL 2.73X15.97	
4.	816-019C	8-BOLT HUB SEAL	
5.	822-036C	BEARING CONE #3780	
6.	822-037C	BEARING CUP #3720	
7.	802-182C	HUB STUD 5/8-18X2 3/8 GR5	
8.	200-006D	8-BOLT WHEEL HUB MACH.	
9.	822-039C	BEARING CUP #2720	
10.	815-101C	HUB 8 BOLT 5790# W/CUPS&STUDS	Contains items 6-9.
11.	822-038C	BEARING CONE #2790	
12.	181-064D	7/8 SPINDLE WASHER, HARDENED	
13.	805-016C	PIN COTTER 3/16 X 1 1/4 PLT	
14.	803-029C	NUT HEX SLOTTED 7/8-14 PLT	
15.	P502001	GREASE CAP	
16.	815-103C	HUB & SPINDLE ASY 8 BOLT 5790#	Contains items 3-15.
17.	196-208K	TITAN 12L-15 20 PLY 8 BOLT	Contains items 19-21.
18.	803-219C	NUT LUG 5/8-18 X 90 DEG PLT	
19.	814-177C	TIRE TITAN 12.5L-15 20 PLY	
20.	814-104C	WHEEL 15 x 10 x 8 BOLT	
21.	816-035C	VALVE STEM TR415X.625X1 1/4 LG	
22.	814-208C	RIM 16.5X12, 8 BLT 6 PILT 8 BC	Option
23.	814-210C	VALVE STEM METAL TR-575 TUBLES	Option
24.	814-206C	TIRE SKID ST 395/55B16.5 NHS	Option
25.	196-272K	RH TIRE/RIM 395/55B16.5 SKID 8	Option
	196-273K	LH TIRE/RIM 395/55B16.5 SKID 8	Option

Legend: ● = 1st revision; ● = 2nd revision; ● = 3rd revision; ● = use up existing stock; ⊗ = not interchangeable; ⊗ ① ● = for example: revision 2 is not interchangeable w/revision 1

Toolbar To Tongue

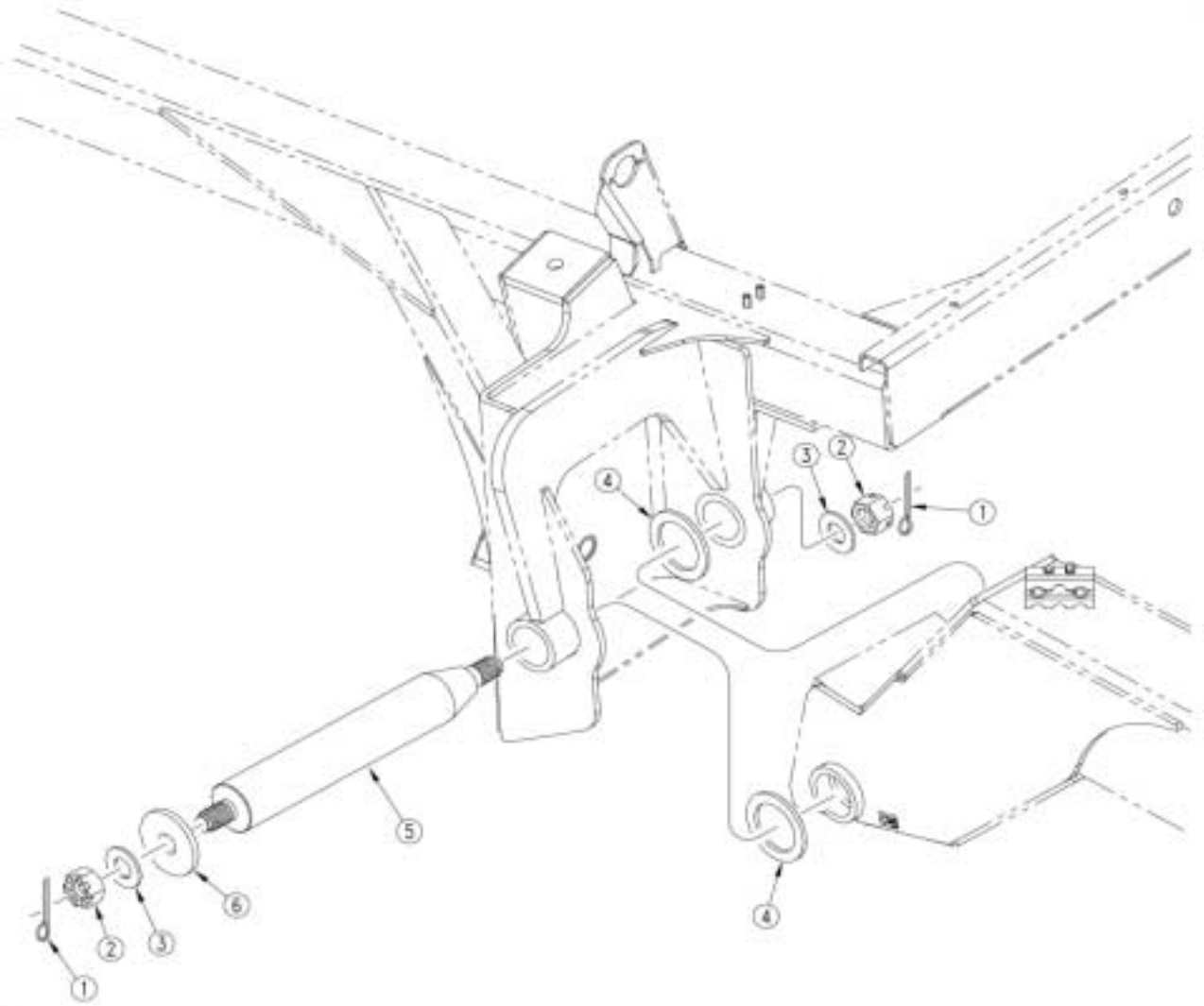


Toolbar To Tongue

Ref.	Part No.	Part Description	Comments
1.	800-001C	GREASE ZERK STRAIGHT 1/4-28	
2.	890-193C	STEEL BUSHING 3 1/4X3IDX3LONG	
3.	194-188H	3S-4000 TOOLBAR LH	
4.	802-138C	HHCS 5/16-18X2 1/4 GR5	
5.	804-009C	WASHER LOCK SPRING 5/16 PLT	
6.	196-112D	HOSE CLAMP BRACKET	
7.	113-370D	1/4 MARKER HYD HOSE GUARD	
8.	194-525D	HARDENED SPACER WASHER W/SLOTS	SN YY 1020+
9.	800-073C	GREASE ZERK 1/4-28 X 90-DEG	
10.	810-421C	CYL 4X20X1.50 ROD (TIE ROD)	
11.	805-085C	PIN COTTER 5/16 X 2 1/2	
12.	803-079C	NUT HEX SLOTTED 1 1/4 - 7	
13.	804-035C	WASHER FLAT 1 1/4 USS PLT	
14.	197-001D	BOX HINGE PIVOT WASHER	
15.	802-178C	HHCS 7/8-9X5 1/2 GR5	
16.	803-028C	NUT NY-LOK 7/8-9 PLT	
17.	194-472D	4000 TOOLBAR VERT PIVOT PIN	
18.	194-028H	HINGE MOUNTED HOSE GUIDE	
19.	194-187H	3S-4000 TOOLBAR RH	
20.	194-495D	DRIVE BREAKAWAY SUPPORT PLATE	
21.	802-088C	RHSNB 5/8-11X2 GR5	
22.	804-095C	WASHER FLAT 5/8 HARD ASTM436	
23.	804-022C	WASHER LOCK SPRING 5/8 PLT	
24.	803-021C	NUT HEX 5/8-11 PLT	
25.	194-526D	SPLIT SPACER WASHER,INNER LOCK	SN YY 1020+
26.	194-527D	SPLIT SPACER WASHER,OUTER LOCK	SN YY 1020+
27.	802-155C	RHSNB 3/8-16X1 1/4 GR5	SN YY 1020+
28.	802-252C	RHSNB 3/8-16X1 3/4 GR5	SN YY 1020+
29.	803-209C	NUT FLANGE LOCK 3/8-16 PLT	SN YY 1020+
30.	804-011C	WASHER FLAT 3/8 USS PLT	SN YY 1020+

Legend: ● = 1st revision; ● = 2nd revision; ● = 3rd revision; ● = use up existing stock; ⊗ = not interchangeable; ⊗ ① ● = for example: revision 2 is not interchangeable w/revision 1

Toolbar Pivots To Box Frames

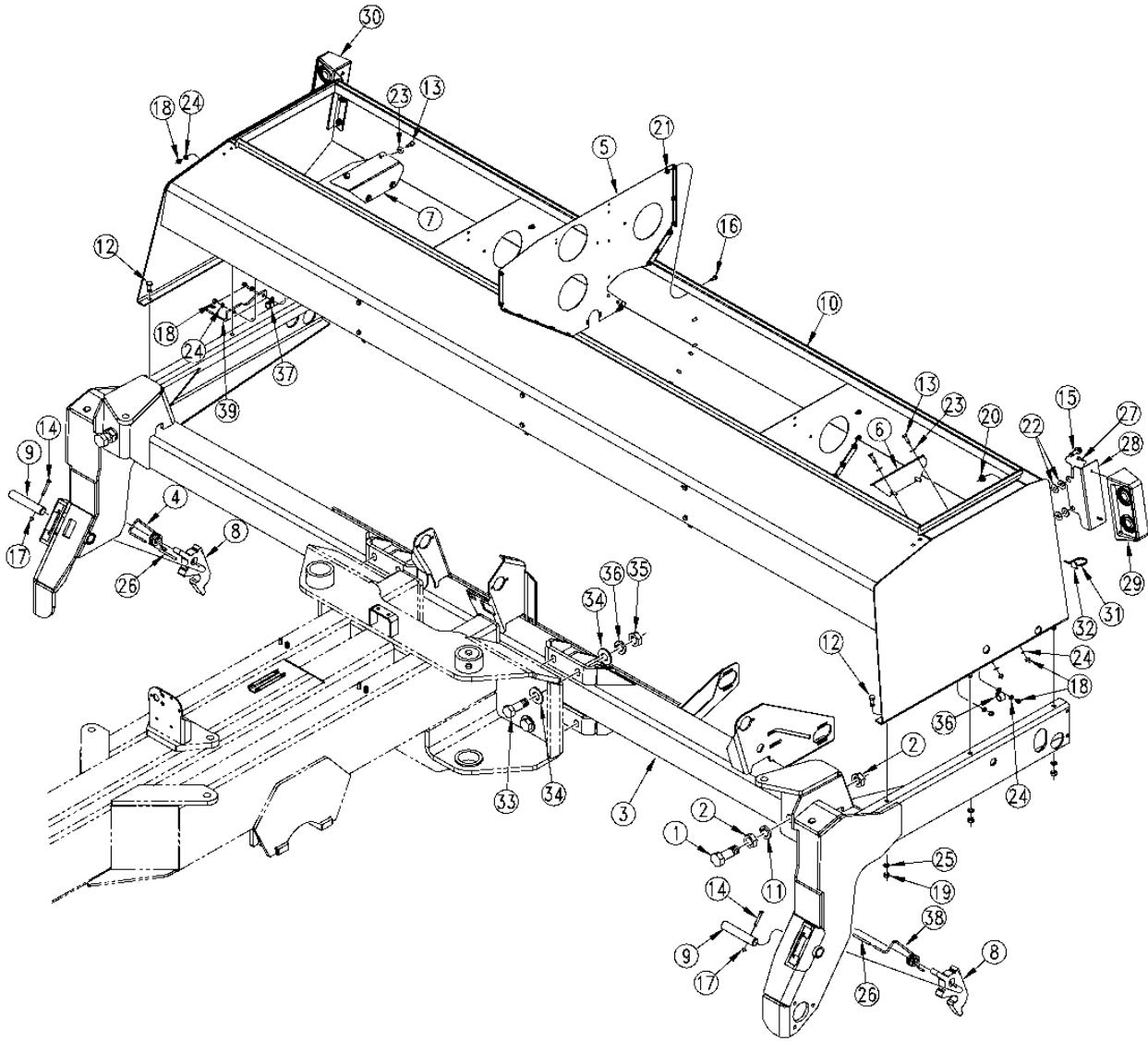


Toolbar Pivots To Box Frames

Ref.	Part No.	Part Description	Comments
1.	805-085C	PIN COTTER 5/16 X 2 1/2	
2.	803-079C	NUT HEX SLOTTED 1 1/4 - 7	
3.	804-035C	WASHER FLAT 1 1/4 USS PLT	
4.	194-270D	TOOLBAR SPACER WASHER	
5.	194-473D	4000 TOOLBAR HORIZ PIVOT PIN	
6.	197-001D	BOX HINGE PIVOT WASHER	

Legend: ● = 1st revision; ● = 2nd revision; ● = 3rd revision; ● = use up existing stock; ⊗ = not interchangeable; ⊗ ① ● = for example: revision 2 is not interchangeable w/revision 1

Center Box And Center Frame To Tongue

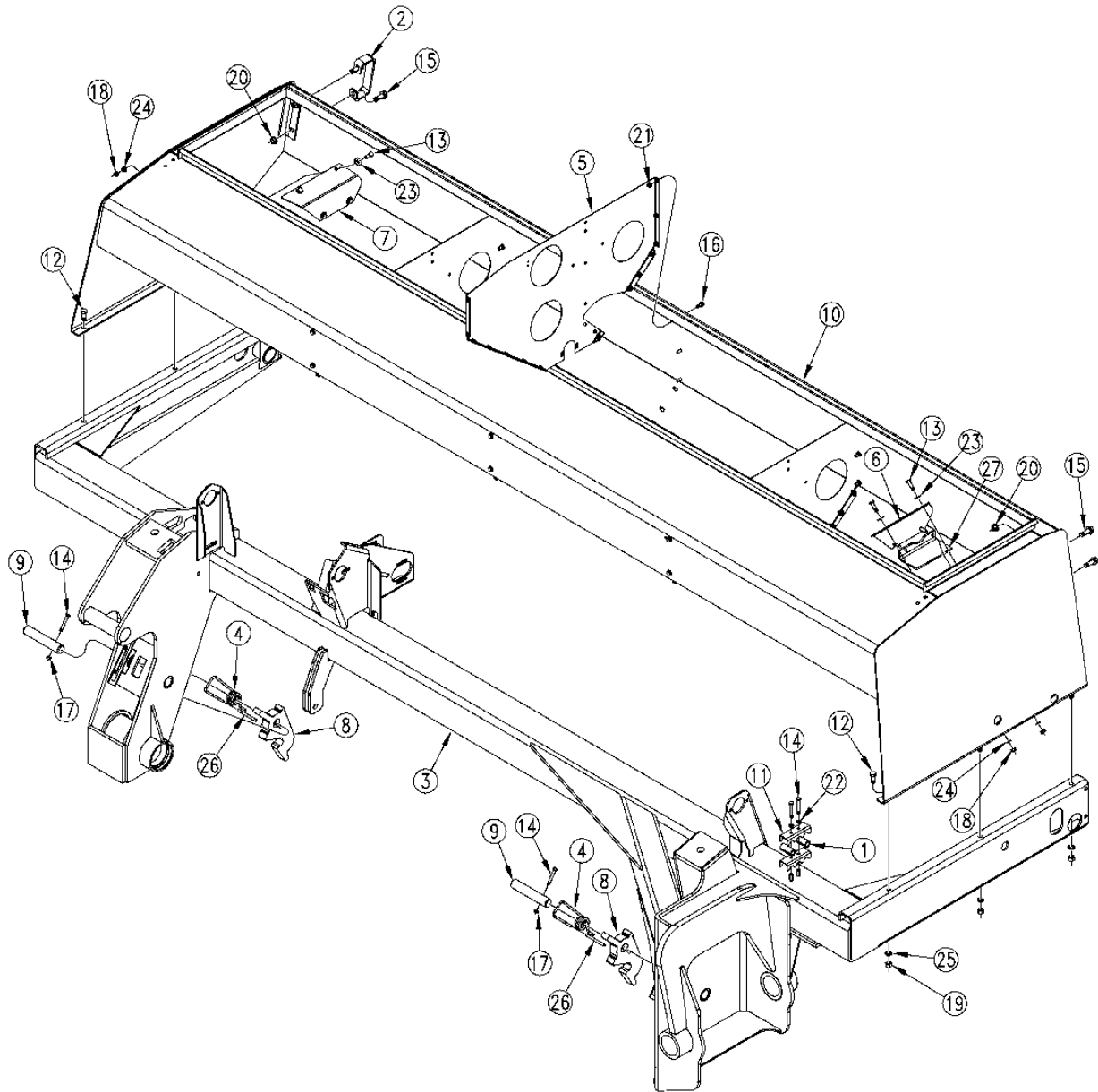


Center Box And Center Frame To Tongue

Ref.	Part No.	Part Description	Comments
1.	802-426C	HHCS 1 1/4-7X3 1/2 GR5	
2.	803-032C	NUT HEX JAM 1 1/4-7 PLT	
3.	194-184H	3S-4000 CENTER BOX FRAME	
4.	194-274D	3S TORSION SPRING HANDLE RH	
5.	195-100D	3S BOX PARTITION	
6.	195-101D	INTERIOR ENDPANEL COVER LH	
7.	195-102D	INTERIOR ENDPANEL COVER RH	
8.	195-159D	SUBFRAME LOCK HOOK	
9.	195-160D	GAUGE WHEEL LOCK PIN	
10.	195-244H	3S-4000 SEED BOX	
11.	804-030C	WASHER LOCK 1 1/4 SPRING PLT	
12.	802-034C	HHCS 1/2-13X1 1/4 GR5	
13.	802-079C	HHCS 3/8-16X1 1/4 GR5	
14.	802-138C	HHCS 5/16-18X2 1/4 GR5	
15.	802-203C	HFSS 1/2-13X1 1/2 GR5	
16.	802-387C	HFS 5/16-18X3/4 GR5	
17.	803-011C	NUT LOCK 5/16-18 PLT	
18.	803-014C	NUT HEX 3/8-16 PLT	
19.	803-020C	NUT HEX 1/2-13 PLT	
20.	803-169C	NUT HEX FLG. LOCK 1/2-13 PLT.	
21.	803-199C	NUT HEX FLANGE 5/16-18 PLT	
22.	804-016C	WASHER FLAT 1/2 SAE PLT	
23.	804-011C	WASHER FLAT 3/8 USS PLT	
24.	804-013C	WASHER LOCK SPRING 3/8 PLT	
25.	804-015C	WASHER LOCK SPRING 1/2 PLT	
26.	816-241C	RUBBER HANDLE GRIP.207IDX3 1/2	
27.	801-151C	SCR HEX SELF TAP 1/4-20X1TYPEF	
28.	150-138D	12' EWNT LIGHT BRACKET	
29.	890-311C	DUAL AG LIGHTS LH	
30.	890-312C	DUAL AG LIGHTS RH	
31.	800-112C	CABLE TIE .19X7.25 1.75D 50LB	
32.	800-148C	CABLE TIE MOUNT	
33.	802-103C	HHCS 7/8-9X2 3/4 GR5	
34.	804-134C	WASHER FLAT 7/8 USS PLT	
35.	803-049C	NUT HEX 7/8-9 PLT	
36.	804-037C	WASHER LOCK SPRING 7/8 PLT	
37.	800-064C	HOSE CLIP 13/16 ID	
38.	194-273D	3S TORSION SPRING HANDLE LH	
39.	148-613D	1000 WIRING SUPPORT ANGLE	

Legend: ● = 1st revision; ● = 2nd revision; ● = 3rd revision; ● = use up existing stock; ⊗ = not interchangeable; ⊗ ① ● = for example: revision 2 is not interchangeable w/revision 1

Right Hand Box And Frame

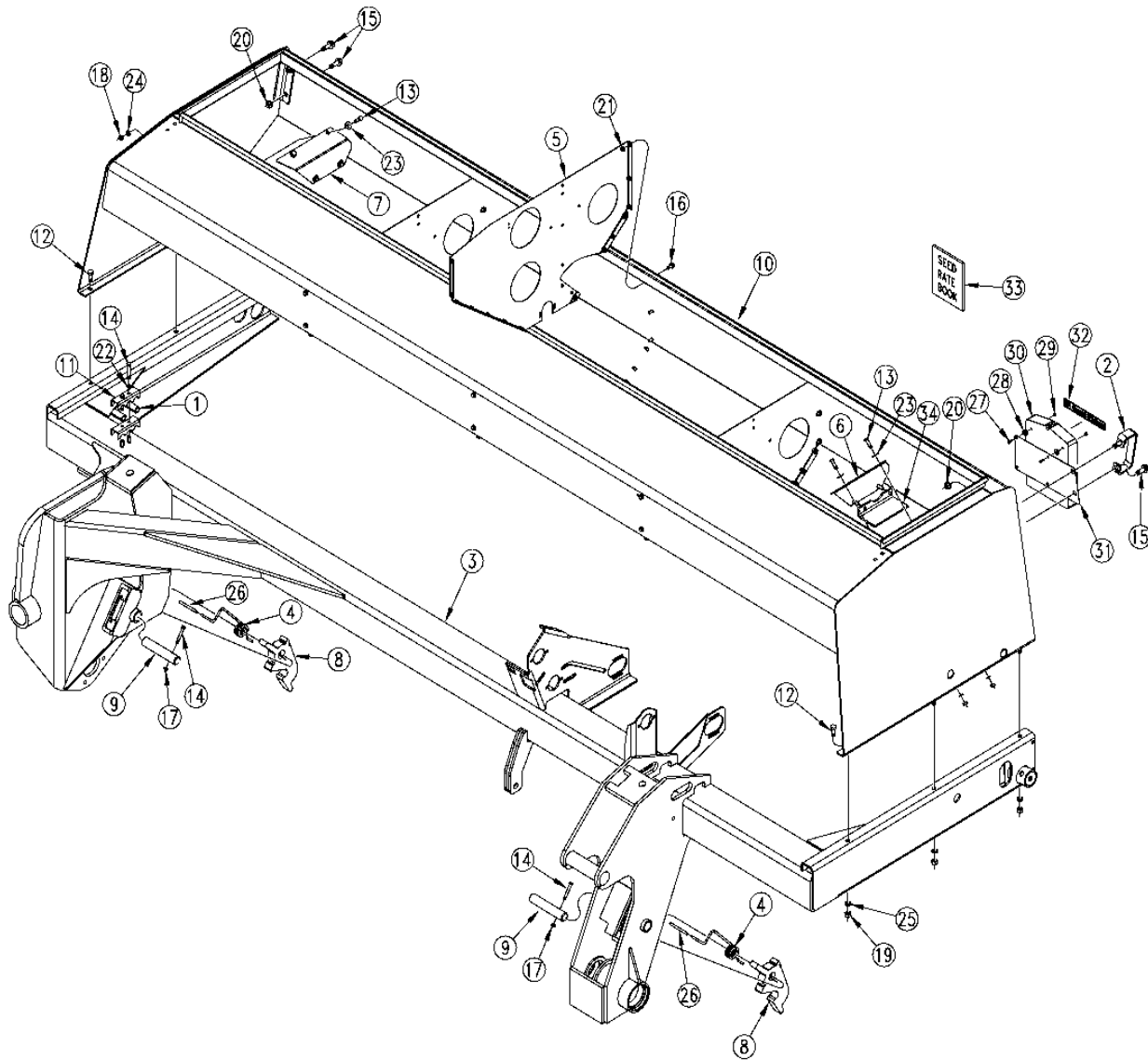


Right Hand Box And Frame

Ref.	Part No.	Part Description	Comments
1.	113-370D	1/4 MARKER HYD HOSE GUARD	
2.	119-190D	HANDLE	
3.	194-183H	3S-4000 RH WING FRAME	
4.	194-274D	3S TORSION SPRING HANDLE RH	
5.	195-100D	3S BOX PARTITION	
6.	195-101D	INTERIOR ENDPANEL COVER LH	
7.	195-102D	INTERIOR ENDPANEL COVER RH	
8.	195-159D	SUBFRAME LOCK HOOK	
9.	195-160D	GAUGE WHEEL LOCK PIN	
10.	195-244H	3S-4000 SEED BOX	
11.	196-112D	HOSE CLAMP BRACKET	
12.	802-034C	HHCS 1/2-13X1 1/4 GR5	
13.	802-079C	HHCS 3/8-16X1 1/4 GR5	
14.	802-138C	HHCS 5/16-18X2 1/4 GR5	
15.	802-203C	HFSS 1/2-13X1 1/2 GR5	
16.	802-387C	HFS 5/16-18X3/4 GR5	
17.	803-011C	NUT LOCK 5/16-18 PLT	
18.	803-014C	NUT HEX 3/8-16 PLT	
19.	803-020C	NUT HEX 1/2-13 PLT	
20.	803-169C	NUT HEX FLG. LOCK 1/2-13 PLT.	
21.	803-199C	NUT HEX FLANGE 5/16-18 PLT	
22.	804-009C	WASHER LOCK SPRING 5/16 PLT	
23.	804-011C	WASHER FLAT 3/8 USS PLT	
24.	804-013C	WASHER LOCK SPRING 3/8 PLT	
25.	804-015C	WASHER LOCK SPRING 1/2 PLT	
26.	816-241C	RUBBER HANDLE GRIP.207IDX3 1/2	
27.	148-613D	1000 WIRING SUPPORT ANGLE	

Legend: ● = 1st revision; ● = 2nd revision; ● = 3rd revision; ● = use up existing stock; ⊗ = not interchangeable; ⊗ ① ● = for example: revision 2 is not interchangeable w/revision 1

Left Hand Box And Frame



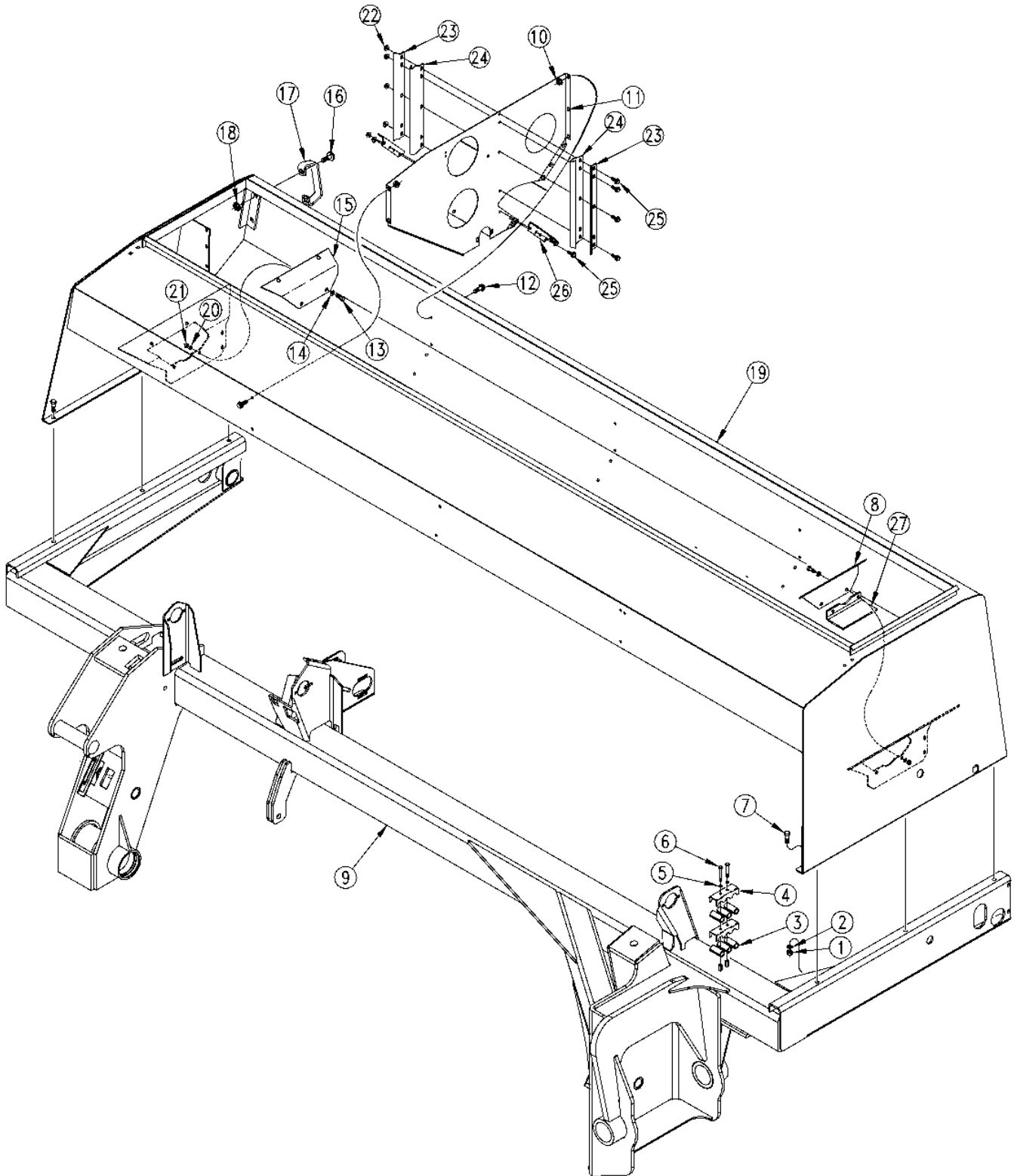
18806

Left Hand Box And Frame

Ref.	Part No.	Part Description	Comments
1.	113-370D	1/4 MARKER HYD HOSE GUARD	
2.	119-190D	HANDLE	
3.	194-182H	3S-4000 LH WING FRAME	
4.	194-273D	3S TORSION SPRING HANDLE FH	
5.	195-100D	3S BOX PARTITION	
6.	195-101D	INTERIOR ENDPANEL COVER LH	
7.	195-102D	INTERIOR ENDPANEL COVER RH	
8.	195-159D	SUBFRAME LOCK HOOK	
9.	195-160D	GAUGE WHEEL LOCK PIN	
10.	195-244H	3S-4000 SEED BOX	
11.	196-112D	HOSE CLAMP BRACKET	
12.	802-034C	HHCS 1/2-13X1 1/4 GR5	
13.	802-079C	HHCS 3/8-16X1 1/4 GR5	
14.	802-138C	HHCS 5/16-18X2 1/4 GR5	
15.	802-203C	HFSS 1/2-13X1 1/2 GR5	
16.	802-387C	HFS 5/16-18X3/4 GR5	
17.	803-011C	NUT LOCK 5/16-18 PLT	
18.	803-014C	NUT HEX 3/8-16 PLT	
19.	803-020C	NUT HEX 1/2-13 PLT	
20.	803-169C	NUT HEX FLG. LOCK 1/2-13 PLT.	
21.	803-199C	NUT HEX FLANGE 5/16-18 PLT	
22.	804-009C	WASHER LOCK SPRING 5/16 PLT	
23.	804-011C	WASHER FLAT 3/8 USS PLT	
24.	804-013C	WASHER LOCK SPRING 3/8 PLT	
25.	804-015C	WASHER LOCK SPRING 1/2 PLT	
26.	816-241C	RUBBER HANDLE GRIP.207IDX3 1/2	
27.	802-004C	HHCS 1/4-20X3/4 GR5	
28.	817-042C	MINI END WHEEL PRESS WHEEL	
29.	803-293C	NUT HEX FLNG T-LOCK 1/4-20 PLT	
30.	817-516C	MANUAL PAK 1" W/ GASKET	
31.	248-251D	MANUAL PAK MOUNTING PLATE	
32.	838-482C	DECAL GP PLANTING COMPONENTS	
33.	195-242B	3S-4000 SEEDRATE BOOK	
34.	148-613D	1000 WIRING SUPPORT ANGLE	

Legend: ● = 1st revision; ● = 2nd revision; ● = 3rd revision; ● = use up existing stock; ⊗ = not interchangeable; ⊗ ① ● = for example: revision 2 is not interchangeable w/revision 1

Fertilizer Box To Frame



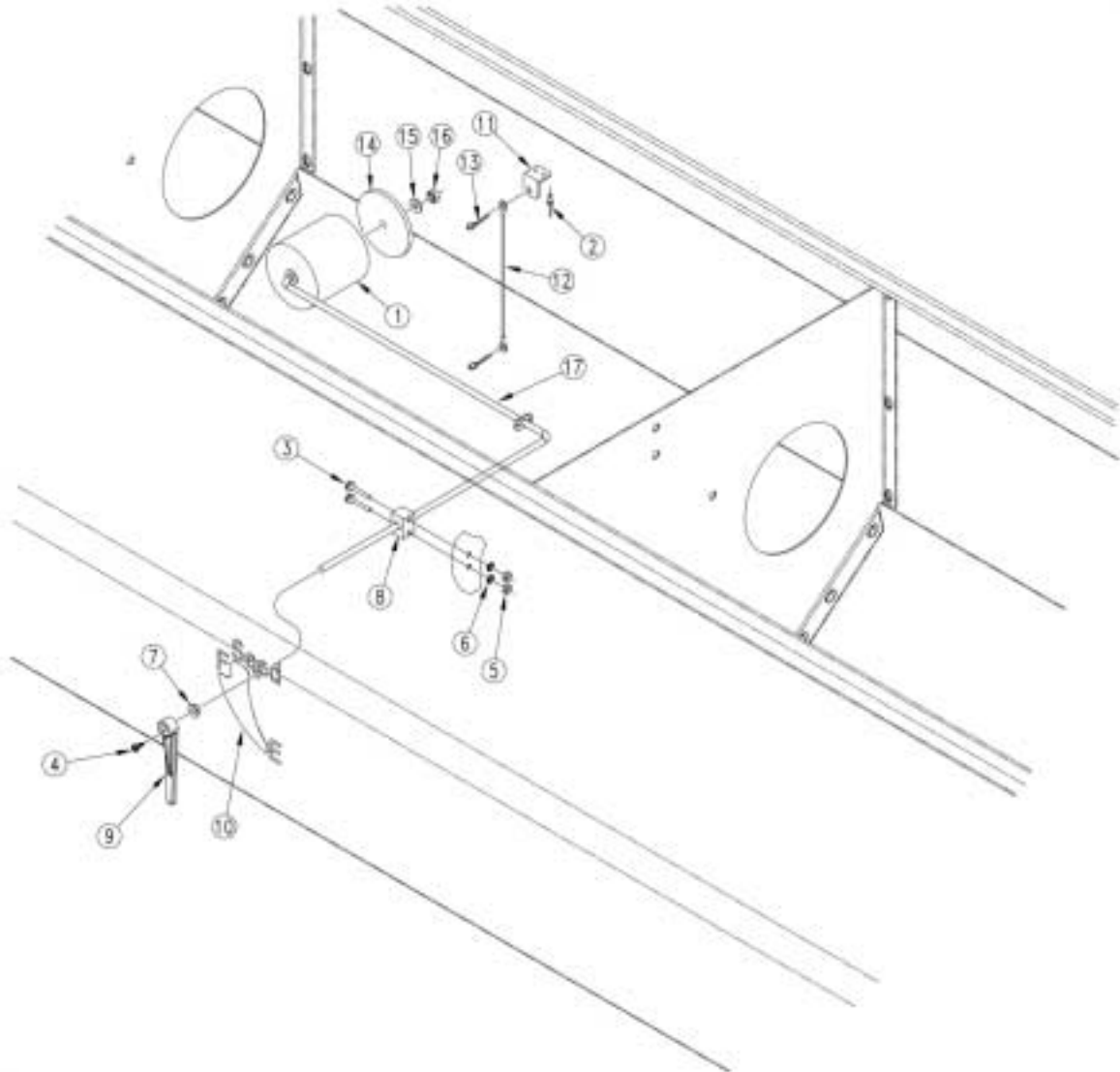
21522

Fertilizer Box To Frame

Ref.	Part No.	Part Description	Comments
1.	803-020C	NUT HEX 1/2-13 PLT	
2.	804-015C	WASHER LOCK SPRING 1/2 PLT	
3.	113-370D	1/4 MARKER HYD HOSE GUARD	
4.	196-112D	HOSE CLAMP BRACKET	
5.	804-009C	WASHER LOCK SPRING 5/16 PLT	
6.	802-138C	HHCS 5/16-18X2 1/4 GR5	
7.	802-034C	HHCS 1/2-13X1 1/4 GR5	
8.	195-101D	INTERIOR ENDPANEL COVER LH	
9.	194-182H	3S-4000 LH WING FRAME	
	194-183H	3S-4000 RH WING FRAME	
	194-184H	3S-4000 CENTER BOX FRAME	
10.	803-199C	NUT HEX FLANGE 5/16-18 PLT	
11.	195-100D	3S BOX PARTITION	
12.	802-387C	HFS 5/16-18X3/4 GR5	
13.	802-079C	HHCS 3/8-16X1 1/4 GR5	
14.	804-011C	WASHER FLAT 3/8 USS PLT	
15.	195-102D	INTERIOR ENDPANEL COVER RH	
16.	802-203C	HFSS 1/2-13X1 1/2 GR5	
17.	119-190D	HANDLE	
18.	803-169C	NUT HEX FLG. LOCK 1/2-13 PLT.	
19.	175-219H	2600 SEED BOX	
20.	804-013C	WASHER LOCK SPRING 3/8 PLT	
21.	803-014C	NUT HEX 3/8-16 PLT	
22.	803-177C	NUT HEX LOCK 5/16-18 FLG.	
23.	195-207D	DIVIDER CLIP OUTER	
24.	195-206D	DIVIDER CLIP INNER	
25.	802-442C	HFSS 5/16-18X1 1/4	
26.	195-205D	DIVIDER ANGLE BRACKET	
27.	148-613D	1000 WIRING SUPPORT ANGLE	

Legend: ● = 1st revision; ● = 2nd revision; ● = 3rd revision; ● = use up existing stock; ⊗ = not interchangeable; ⊗ ① ● = for example: revision 2 is not interchangeable w/revision 1

Seed Level Indicator

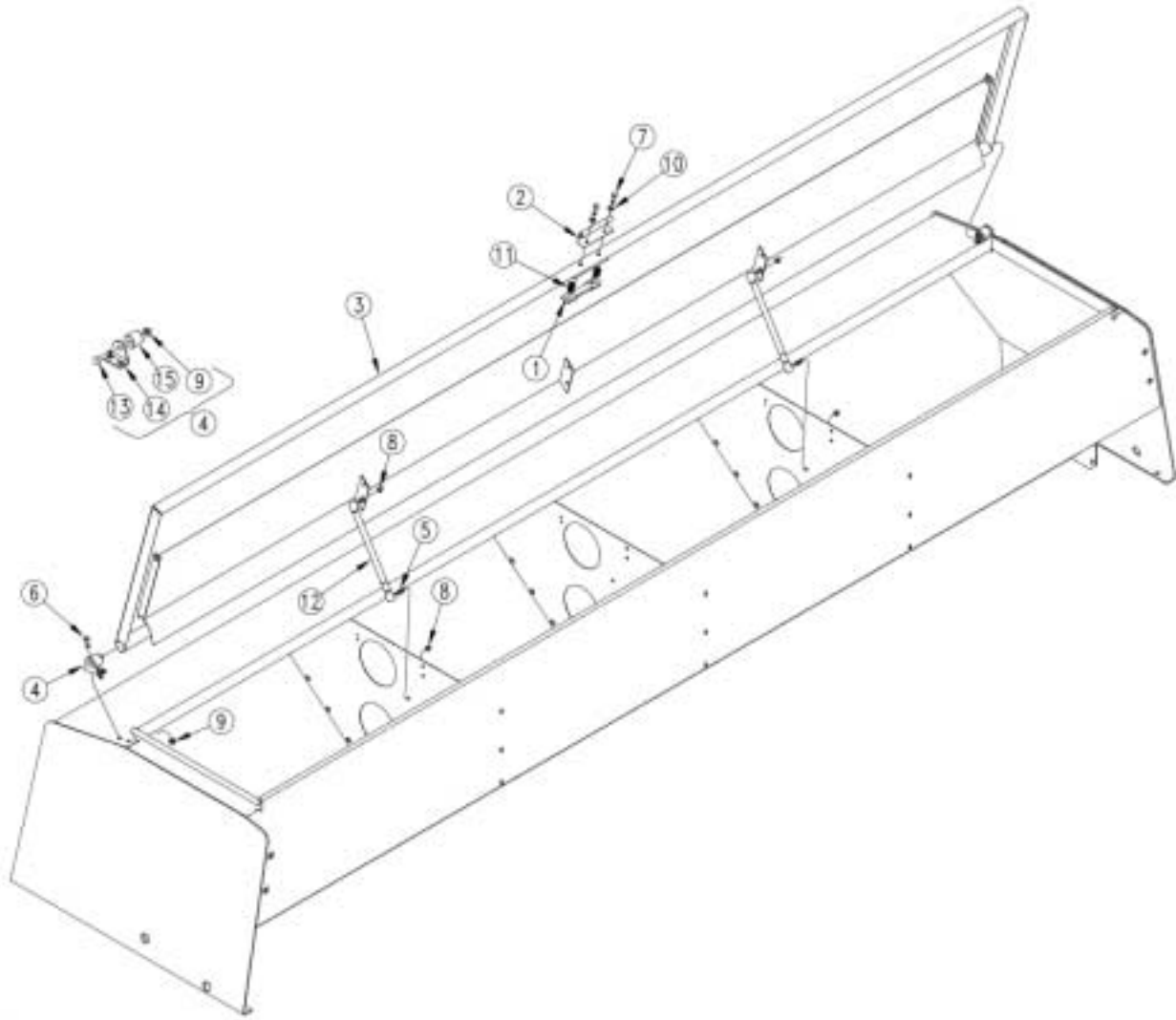


Seed Level Indicator

Ref.	Part No.	Part Description	Comments
1.	197-089D	FOAM FLOAT	
2.	800-101C	RIVET POP 1/8 .125 AD42BSLF	
3.	801-096C	HFS 10-24 X 1 1/8 PLTD	
4.	801-154C	SCR HEX HD SHT MET #8 X 1/2	
5.	803-001C	NUT HEX 10-24 PLT	
6.	804-004C	WASHER INTERNAL STAR #10 PLT	
7.	817-086C	SEED LEVEL BUSHING	
8.	817-202C	SEED LEVEL ARM MOUNT	
9.	817-350C	SEED LEVEL INDICATOR	
10.	838-237C	DECAL SEED LEVEL LH	
11.	197-091D	SEED LEVEL CHAIN BRACKET	
12.	890-305C	CABLE 3/64 X 11 5/8 W/ EYELETS	
13.	805-067C	PIN COTTER 1/8 X 3/4	
14.	197-096D	FOAM FLOAT WASHER	
15.	804-075C	WASHER FLAT 1/4 USS PLT	
16.	803-003C	NUT HEX SS 1/4-20 NYLOCK	
17.	195-124H	3S SEED LEVEL ROD	

Legend: ● = 1st revision; ● = 2nd revision; ● = 3rd revision; ● = use up existing stock; ⊗ = not interchangeable; ⊗ ① ● = for example: revision 2 is not interchangeable w/revision 1

Lid To Box

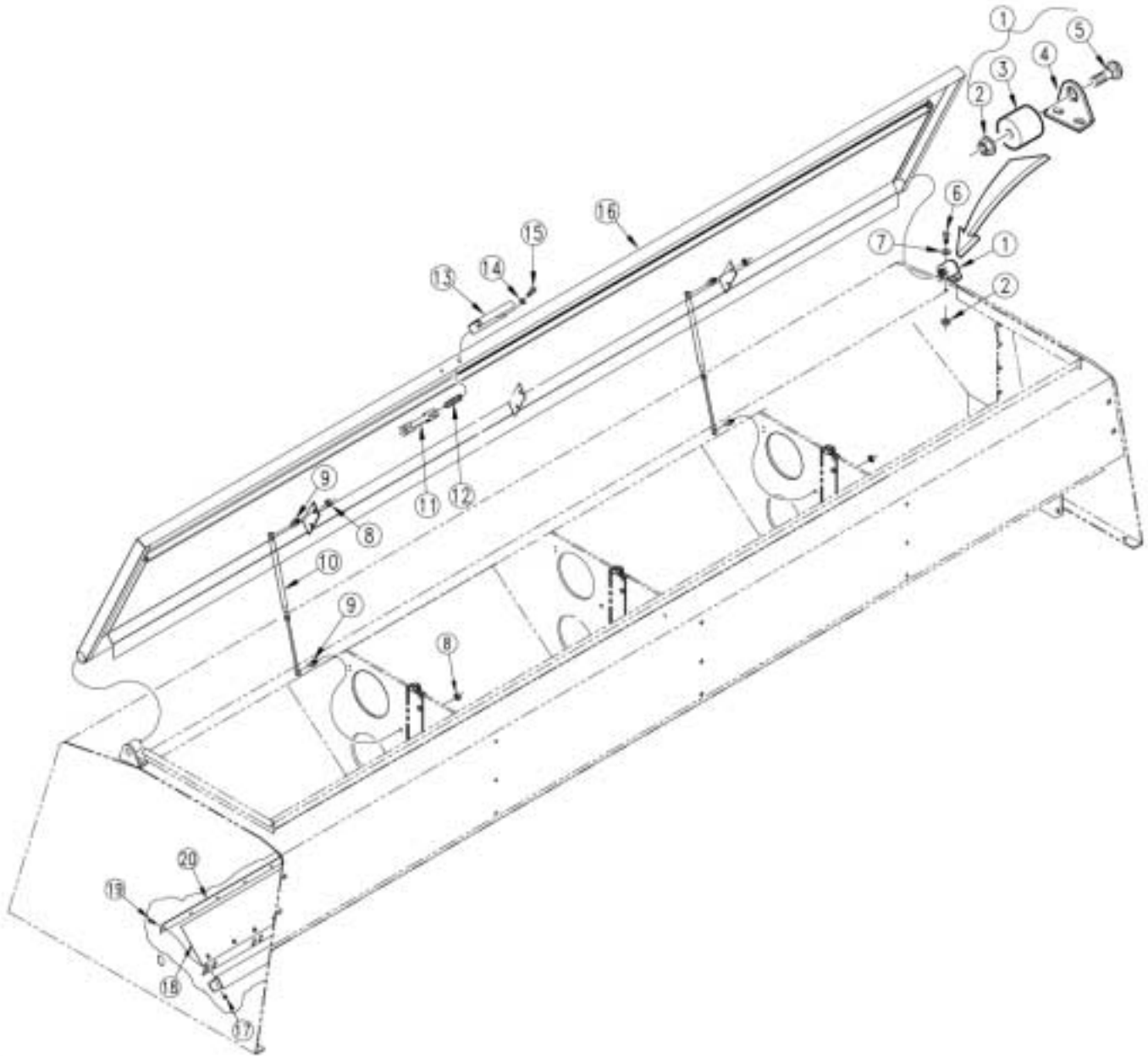


Lid To Box

Ref.	Part No.	Part Description	Comments
1.	119-153D	LATCH CASTING MACHINED	
2.	119-154D	LID HANDLE	
3.	175-146H	13' EW SEED BOX LID	
4.	175-180S	13' EW LID HINGE ASSEMBLY	Contains 9,14-16.
5.	800-121C	BALL STUD 10MM X 5/16-18 UNC	
6.	802-388C	HFS 3/8-16X1 GR5	
7.	802-425C	HHCS 5/16-18X1 1/4 NYL	
8.	803-011C	NUT LOCK 5/16-18 PLT	
9.	803-209C	NUT FLANGE LOCK 3/8-16 PLT	
10.	804-036C	WASHER FLAT 5/16 SAE PLT	
11.	807-106C	SPRING .540 O.D.X 1 1/4 X.054W	
12.	890-221C	12-20 x 90 LB GAS SPRING	
13.	802-411C	RHSNB 3/8-16X2 GR5	
14.	313-176D	LID HINGE BASE PLATE	
15.	313-186D	LID HINGE PIVOT	

Legend: ● = 1st revision; ● = 2nd revision; ● = 3rd revision; ● = use up existing stock; ⊗ = not interchangeable; ⊗ ① ● = for example: revision 2 is not interchangeable w/revision 1

Lid To Fertilizer Box

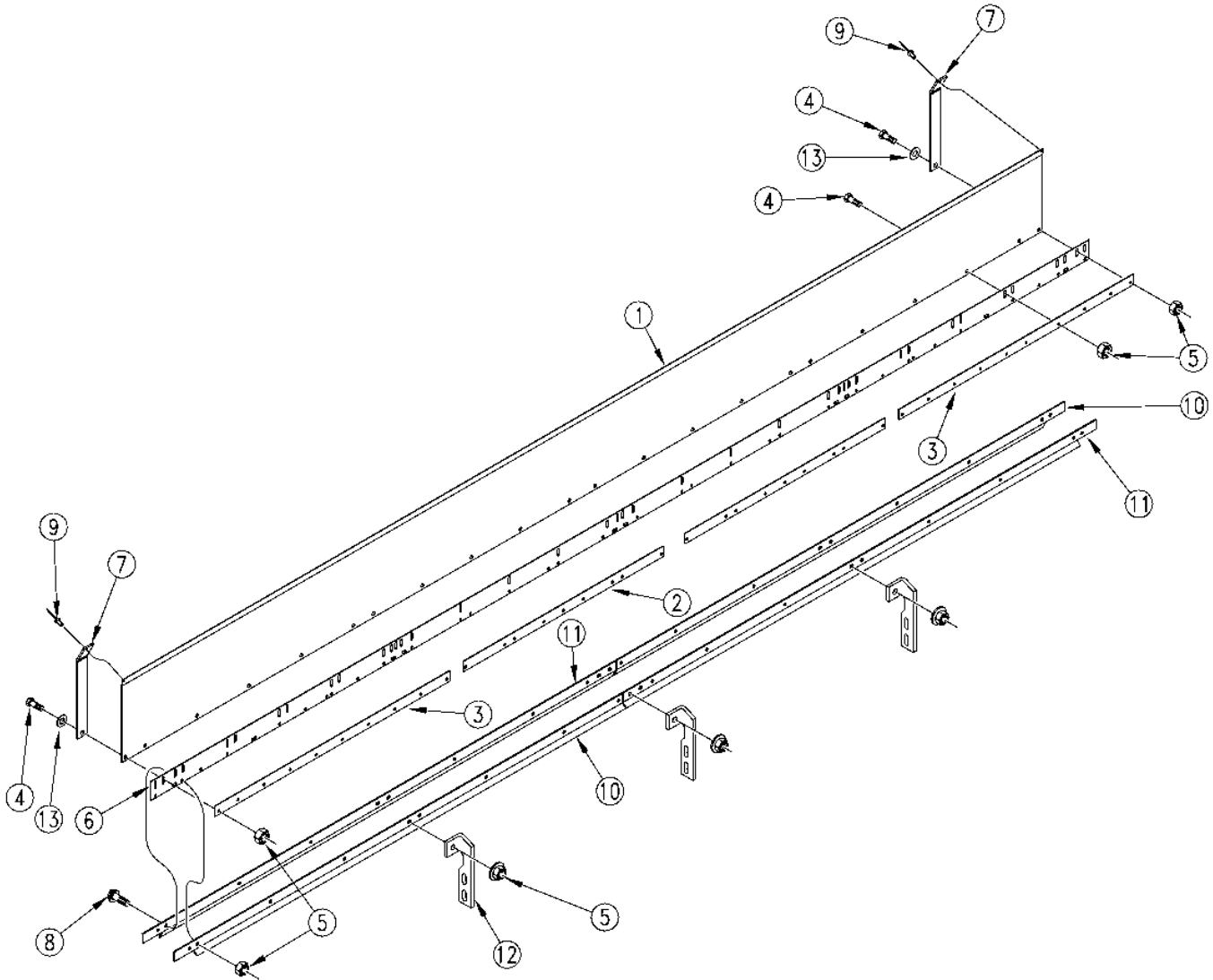


Lid To Fertilizer Box

Ref.	Part No.	Part Description	Comments
1.	175-180S	13' EW LID HINGE ASSEMBLY	
2.	803-209C	NUT FLANGE LOCK 3/8-16 PLT	
3.	313-186D	LID HINGE PIVOT	
4.	313-176D	LID HINGE BASE PLATE	
5.	802-411C	RHSNB 3/8-16X2 GR5	
6.	802-017C	HHCS 3/8-16X1 GR5	
7.	804-011C	WASHER FLAT 3/8 USS PLT	
8.	803-011C	NUT LOCK 5/16-18 PLT	
9.	800-121C	BALL STUD 10MM X 5/16-18 UNC	
10.	890-308C	9 1/4-15 X 70LB GAS SPRING	
11.	119-153D	LATCH CASTING MACHINED	
12.	807-106C	SPRING .540 O.D.X 1 1/4 X.054W	
13.	119-154D	LID HANDLE	
14.	804-036C	WASHER FLAT 5/16 SAE PLT	
15.	802-425C	HHCS 5/16-18X1 1/4 NYL	
16.	175-146H	13' EW SEED BOX LID	
17.	803-088C	NUT HEX LOCK 1/4-20 FLG	
18.	195-177S	SEED/FERT FLAP SUBASSY	
19.	802-375C	HFSS 1/4-20X1 GR5	
20.	195-198D	HINGE CLAMP STRIP ENDS	
	195-197D	HINGE CLAMP STRIP CTR	

Legend: ● = 1st revision; ● = 2nd revision; ● = 3rd revision; ● = use up existing stock; ⊗ = not interchangeable; ⊗ ① ● = for example: revision 2 is not interchangeable w/revision 1

Fertilizer Spill Flap (175-190S)



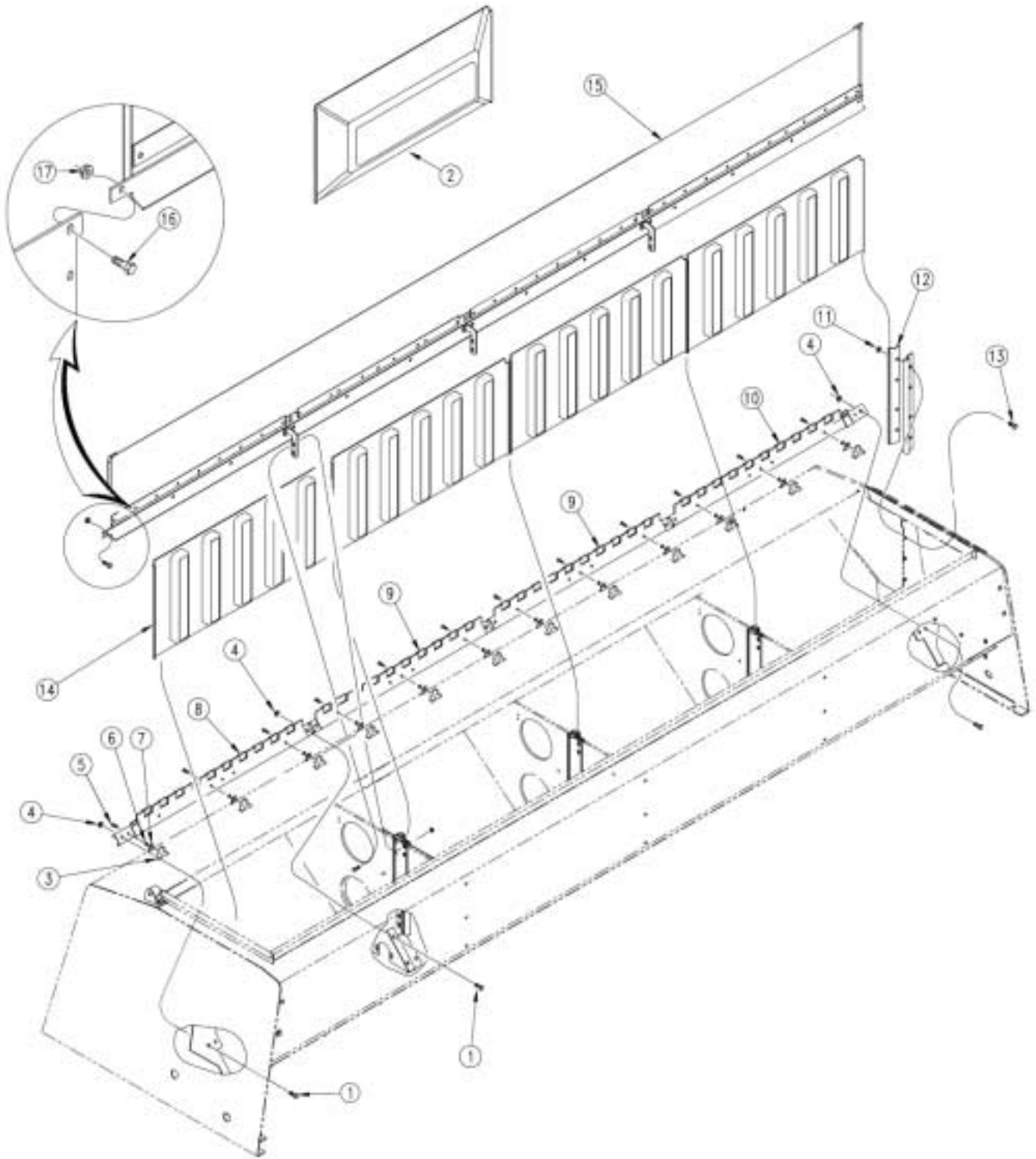
16579

Fertilizer Spill Flap (175-190S)

Ref.	Part No.	Part Description	Comments
1.	175-331D	1300 SPILL FLAP	
2.	195-197D	HINGE CLAMP STRIP CTR	
3.	175-327D	1300 HINGE CLAMP STRIP END	
4.	802-078C	HHCS 1/4-20X5/8 GR5	
5.	803-088C	NUT HEX LOCK 1/4-20 FLG	
6.	816-291C	RUBBER BELTING HINGE 13 EW	
7.	816-278C	RUBBER BELTING SEAL STRIP	
8.	802-375C	HFSS 1/4-20X1 GR5	
9.	800-012C	RIVET SS 1/8 DIA	
10.	175-325D	1300 DIVIDER CLAMP ANGLE SHORT	
11.	175-326D	1300 DIVIDER CLAMP ANGLE LONG	
12.	195-192D	TOP BAR PARTITION BRACE	
13.	804-007C	WASHER FLAT 1/4 SAE PLT	

Legend: ● = 1st revision; ● = 2nd revision; ● = 3rd revision; ● = use up existing stock; ⊗ = not interchangeable; ⊗ ① ● = for example: revision 2 is not interchangeable w/revision 1

Fertilizer Box Dividers

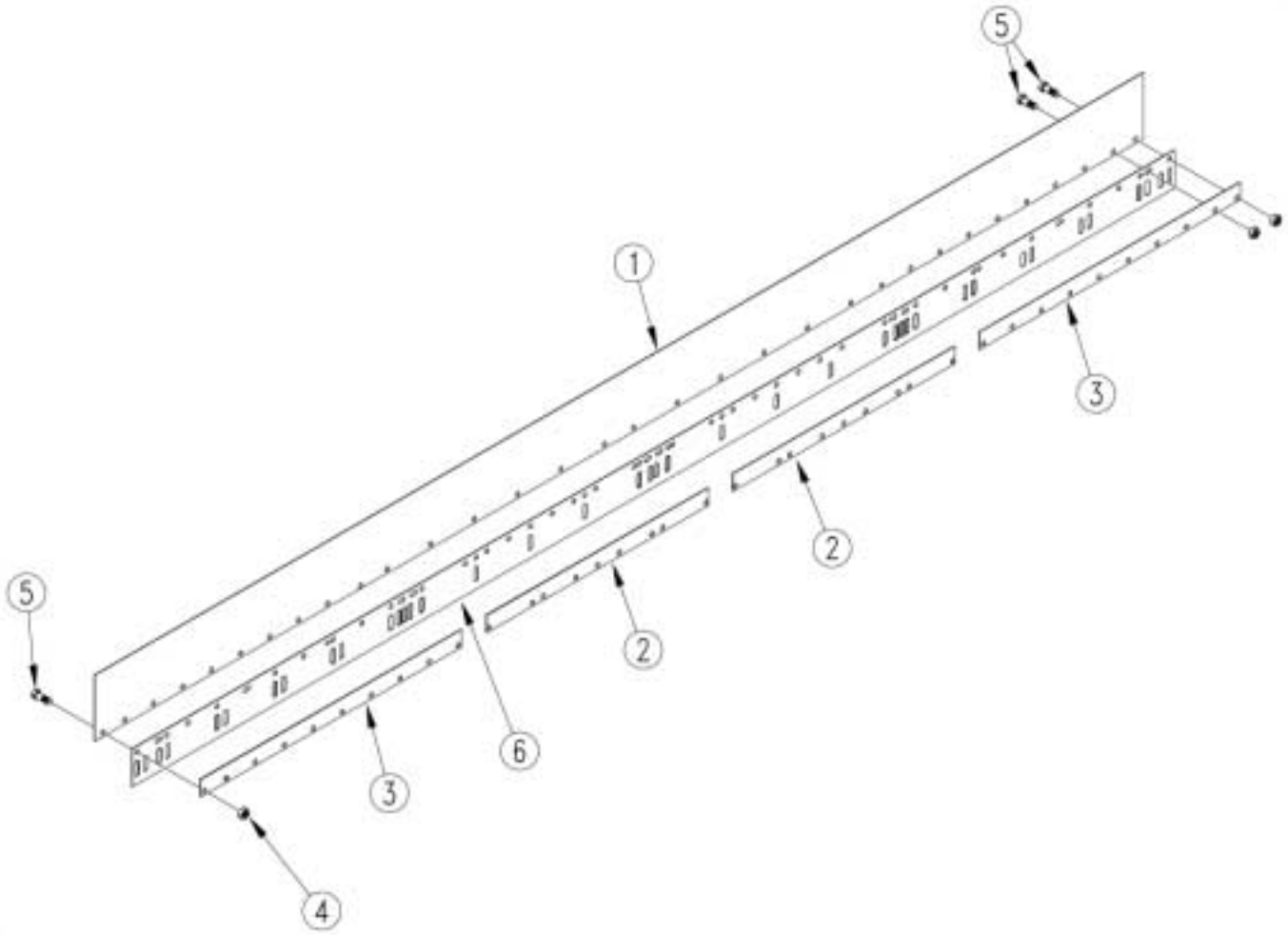


Fertilizer Box Dividers

Ref.	Part No.	Part Description	Comments
1.	802-017C	HHCS 3/8-16X1 GR5	
2.	817-322C	DIVIDER INSERT 33 X 4.5 OFFSET	
3.	817-324C	KNOB 1/4-20 FEMALE THD	
4.	803-209C	NUT FLANGE LOCK 3/8-16 PLT	
5.	802-005C	HHCS 1/4-20X1 GR5	
6.	803-007C	NUT LOCK 1/4-20 PLT	
7.	195-208D	RETAINER CLIP	
8.	195-182H	DIVIDER BOTTOM BRACKET LH	
9.	195-181H	DIVIDER BOTTOM BRACKET CTR	
10.	195-183H	DIVIDER BOTTOM BRACKET RH	
11.	803-199C	NUT HEX FLANGE 5/16-18 PLT	
12.	195-194D	DIVIDER CLIP, END MOUNTED	
13.	802-387C	HFS 5/16-18X3/4 GR5	
14.	817-321C	DIVIDER INSERT 33 X NO OFFSET	
15.	175-190S	1300 SPILL FLAP SUB ASSEMBLY	
16.	802-375C	HFSS 1/4-20X1 GR5	
17.	803-088C	NUT HEX LOCK 1/4-20 FLG	

Legend: ● = 1st revision; ● = 2nd revision; ● = 3rd revision; ● = use up existing stock; ⊗ = not interchangeable; ⊗ ① ● = for example: revision 2 is not interchangeable w/revision 1

Seed / Fertilizer Flap (175-191S)

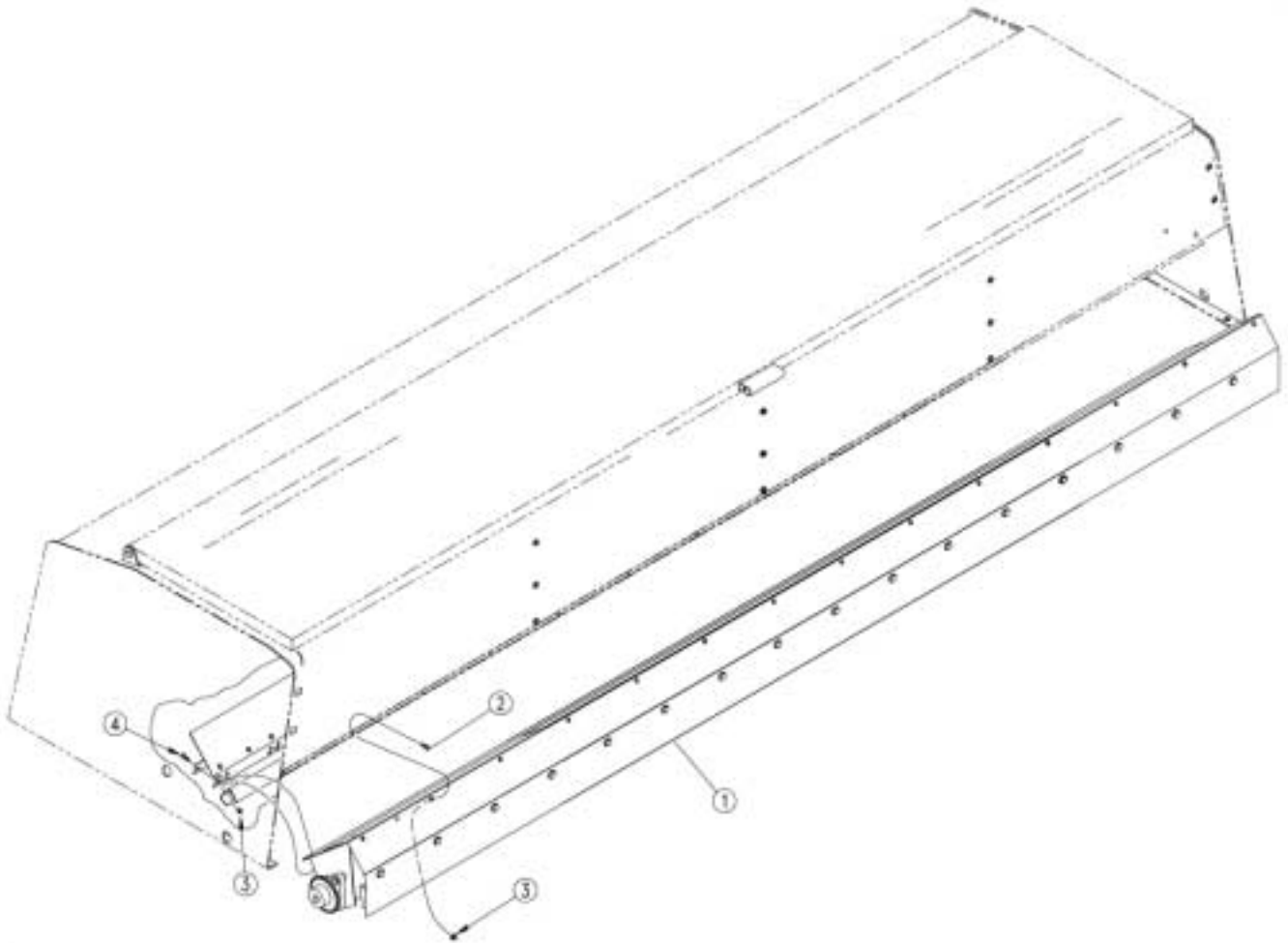


Seed / Fertilizer Flap (175-191S)

Ref.	Part No.	Part Description	Comments
1.	175-332D	1300 SEED/FERT SELECT FLAP	
2.	195-197D	HINGE CLAMP STRIP CTR	
3.	175-327D	1300 HINGE CLAMP STRIP END	
4.	803-007C	NUT LOCK 1/4-20 PLT	
5.	802-078C	HHCS 1/4-20X5/8 GR5	
6.	816-291C	RUBBER BELTING HINGE 13 EW	

Legend: ① = 1st revision; ② = 2nd revision; ③ = 3rd revision; ● = use up existing stock; ⊗ = not interchangeable; ⊗ ① ② = for example: revision 2 is not interchangeable w/revision 1

Fertilizer Tray To Box

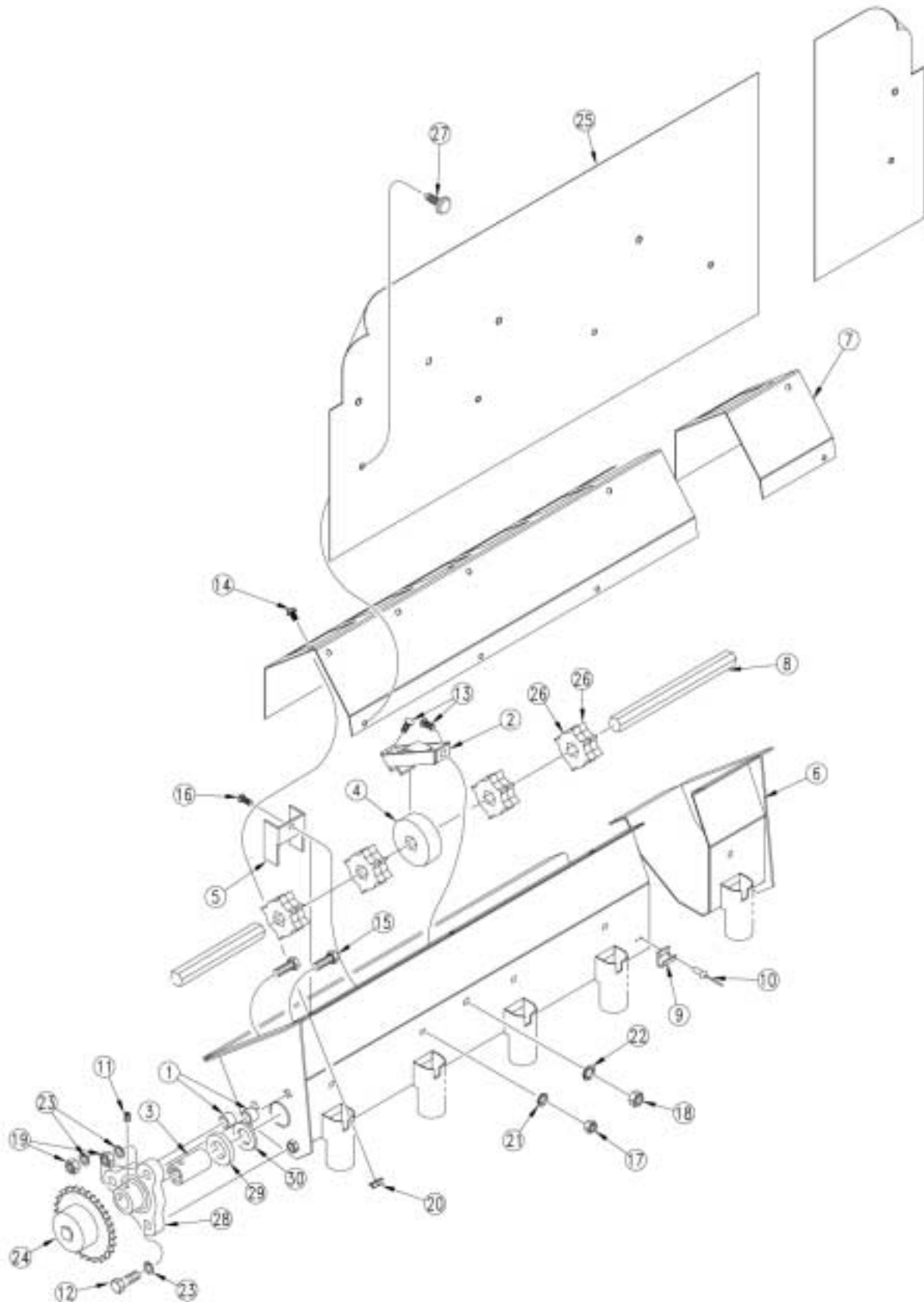


Fertilizer Tray To Box

Ref.	Part No.	Part Description	Comments
1.	195-223K	2600 RH FERT TRAY ASSY 6	
	195-224K	2600 RH FERT TRAY ASSY 7 1/2	
	195-225K	2600 RH FERT TRAY ASSY 10	
2.	802-196C	HFSS 1/4-20X5/8 GR5	
3.	803-088C	NUT HEX LOCK 1/4-20 FLG	
4.	802-375C	HFSS 1/4-20X1 GR5	

Legend: ● = 1st revision; ● = 2nd revision; ● = 3rd revision; ● = use up existing stock; ⊗ = not interchangeable; ⊗ ① ● = for example: revision 2 is not interchangeable w/revision 1

Fertilizer Tray



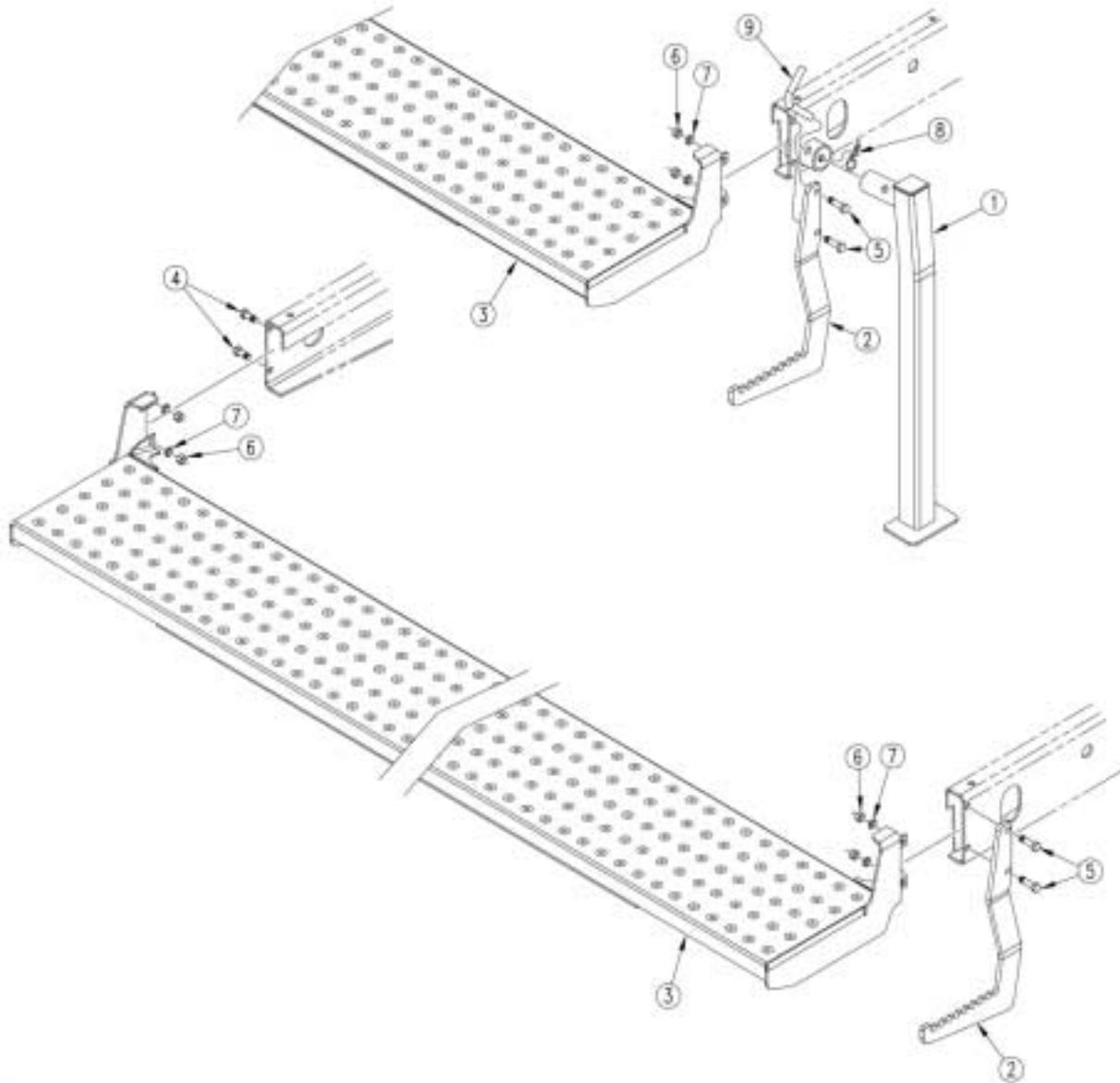
19317

Fertilizer Tray

Ref.	Part No.	Part Description	Comments
1.	141-084D	TRAY BEARING SPACER	
2.	175-102H	13' EW FERT BEARING RETAINER	
3.	191-001D	MF FERT .75 HEX BORE BUSHING	
4.	191-002D	MF FERT HEX BORE PLASTIC BUSH	
5.	191-018D	MF FERT STAR RETAINER SIDE PLT	
6.	175-183H	1300 FERT TRAY WELDMENT 6	
	175-182H	1300 FERT TRAY WELDMENT 7 1/2	
	175-184H	1300 FERT TRAY WELDMENT 10	
7.	175-338D	1300 FERT TRAY ADAPTER PANEL	
8.	175-341D	1300 AGITATOR SHAFT	
9.	800-032C	LATCH STRIKE	
10.	800-012C	RIVET SS 1/8 DIA	
11.	801-009C	SCREW SET 1/4-28 SH X 1/2 LG	
12.	802-079C	HHCS 3/8-16X1 1/4 GR5	
13.	802-092C	RHSNB 5/16-18X3/4 GR5	
14.	802-148C	HFSS 1/4-20X1/2 GR5	
15.	802-252C	RHSNB 3/8-16X1 3/4 GR5	
16.	802-633C	RHSNB 1/4-20X5/8 PLT	
17.	803-006C	NUT HEX 1/4-20 PLT	
18.	803-008C	NUT HEX 5/16-18 PLT	
19.	803-014C	NUT HEX 3/8-16 PLT	
20.	803-088C	NUT HEX LOCK 1/4-20 FLG	
21.	804-006C	WASHER LOCK SPRING 1/4 PLT	
22.	804-009C	WASHER LOCK SPRING 5/16 PLT	
23.	804-013C	WASHER LOCK SPRING 3/8 PLT	
24.	808-086C	SPKT 40B30 X 3/4 HEXBORE W/ SS	
25.	816-292C	VINYL FERT DEW SHIELD 13 EW	
26.	817-053C	6 POINT FERT METERING WHEEL	
27.	817-323C	NYLON RATCHET FASTENER	
28.	822-083C	BEARING 3-HOLE FLANGE 1 1/4	
29.	890-026C	FELT SEAL	
30.	804-048C	WASHER MACH 2.50 X1.75 X .075	

Legend: ● = 1st revision; ● = 2nd revision; ● = 3rd revision; ● = use up existing stock; ⊗ = not interchangeable; ⊗ ① ● = for example: revision 2 is not interchangeable w/revision 1

Walkboards And Steps

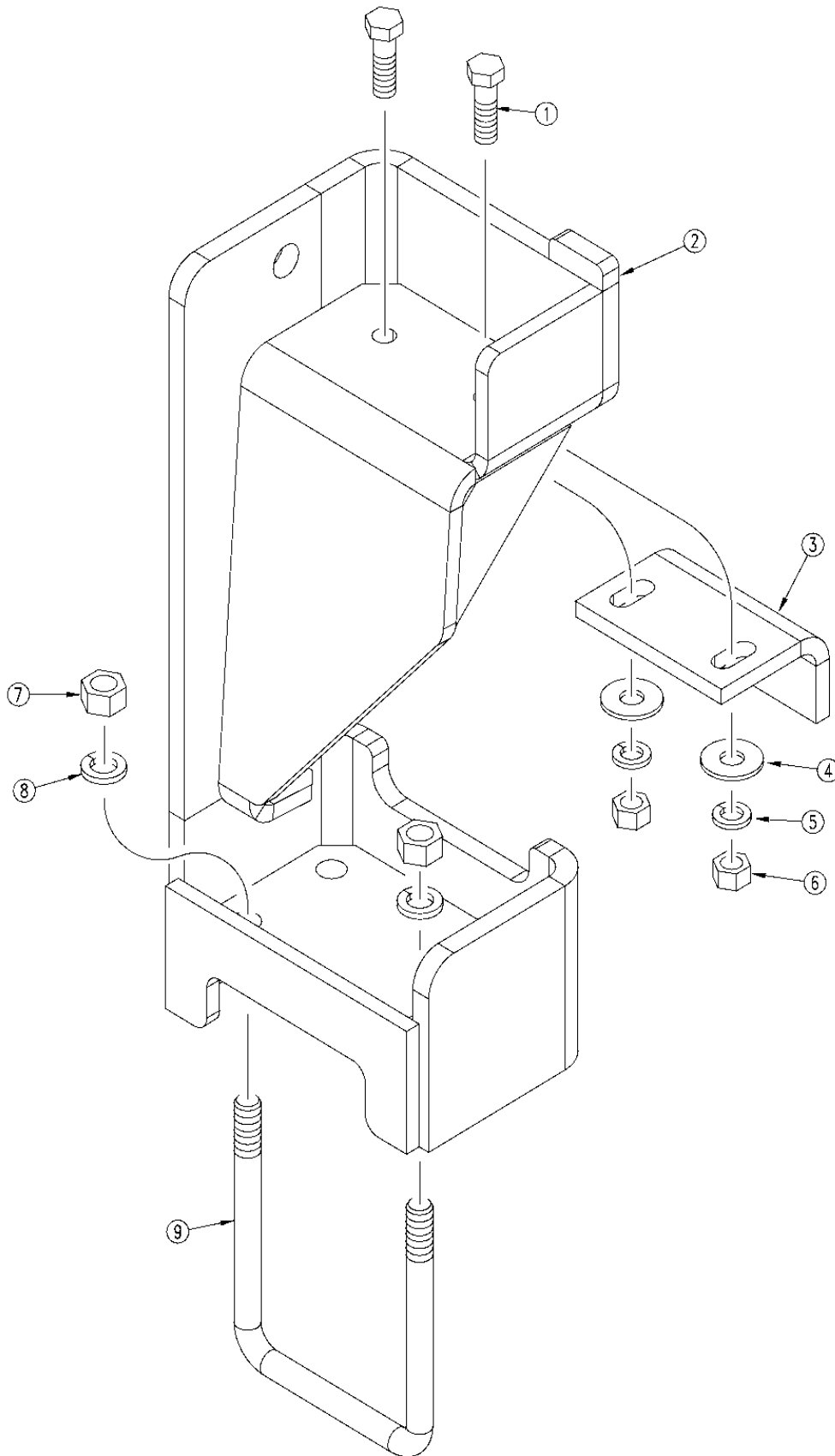


Walkboards And Steps

Ref.	Part No.	Part Description	Comments
1.	194-135H	PARKING STAND LEG	
2.	195-122D	STEP RH	
	195-121D	STEP LH	
3.	195-193H	2S-2600 WALKBOARD	
4.	802-034C	HHCS 1/2-13X1 1/4 GR5	
5.	802-082C	HHCS 1/2-13X1 3/4 GR5	
6.	803-020C	NUT HEX 1/2-13 PLT	
7.	804-015C	WASHER LOCK SPRING 1/2 PLT	
8.	805-032C	PIN HAIR COTTER .148 WIRE	
9.	805-197C	PIN BENT SHANK LOCK 5/8 OD	

Legend: ● = 1st revision; ● = 2nd revision; ● = 3rd revision; ● = use up existing stock; ⊗ = not interchangeable; ⊗ ① ● = for example: revision 2 is not interchangeable w/revision 1

Weight Bracket



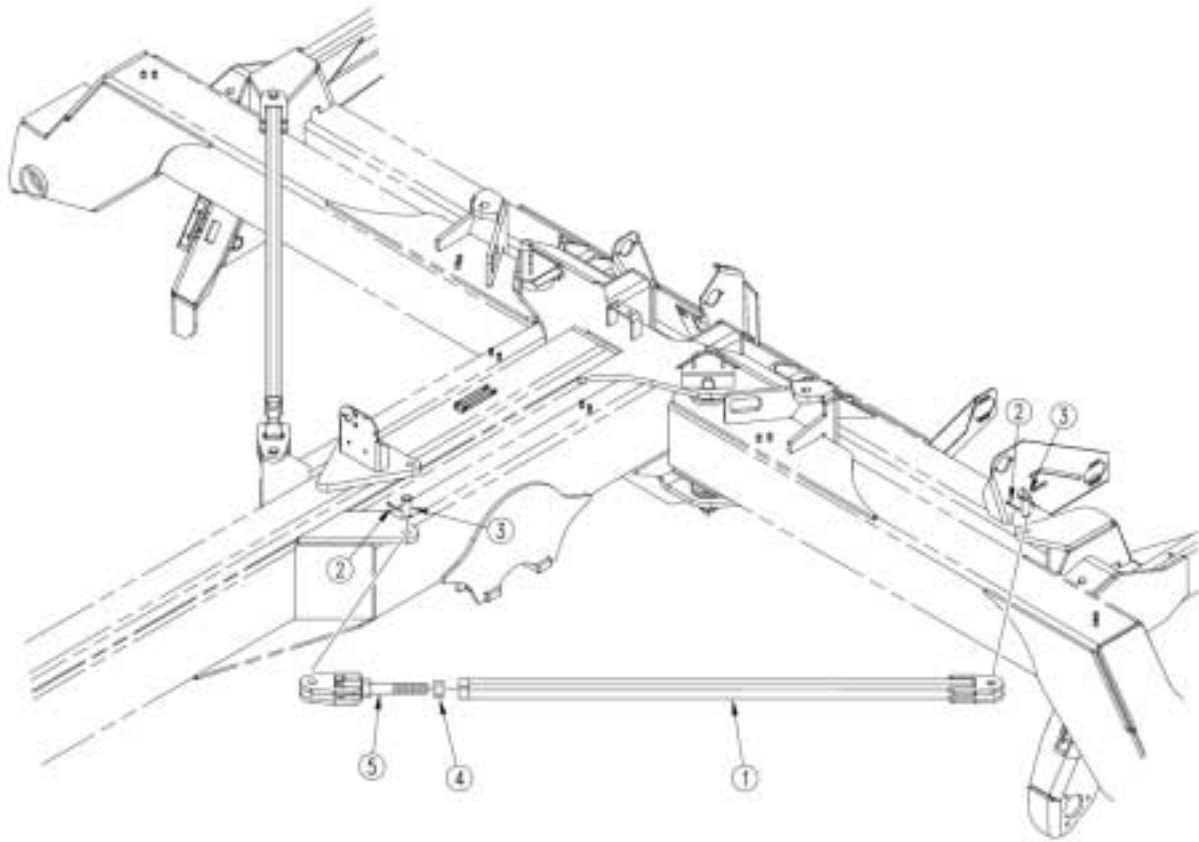
24414

Weight Bracket

Ref.	Part No.	Part Description	Comments
1.	802-055C	HHCS 5/8-11X2 GR5	
2.	171-101H	WEIGHT BRACKET WELDMENT-LH	Shown
	171-102H	WEIGHT BRACKET WELDMENT-RH	
3.	171-043D	WEIGHT BRACKET ADJ LEG	
4.	804-019C	WASHER FLAT 5/8 USS PLT	
5.	804-022C	WASHER LOCK SPRING 5/8 PLT	
6.	803-021C	NUT HEX 5/8-11 PLT	
7.	803-027C	NUT HEX 3/4-10 PLT	
8.	804-023C	WASHER LOCK SPRING 3/4 PLT	
9.	806-093C	U-BOLT 3/4-10 6 1/32 X 7 3/4	

Legend: ● = 1st revision; ● = 2nd revision; ● = 3rd revision; ● = use up existing stock; ⊗ = not interchangeable; ⊗ ① ● = for example: revision 2 is not interchangeable w/revision 1

Truss Tubes

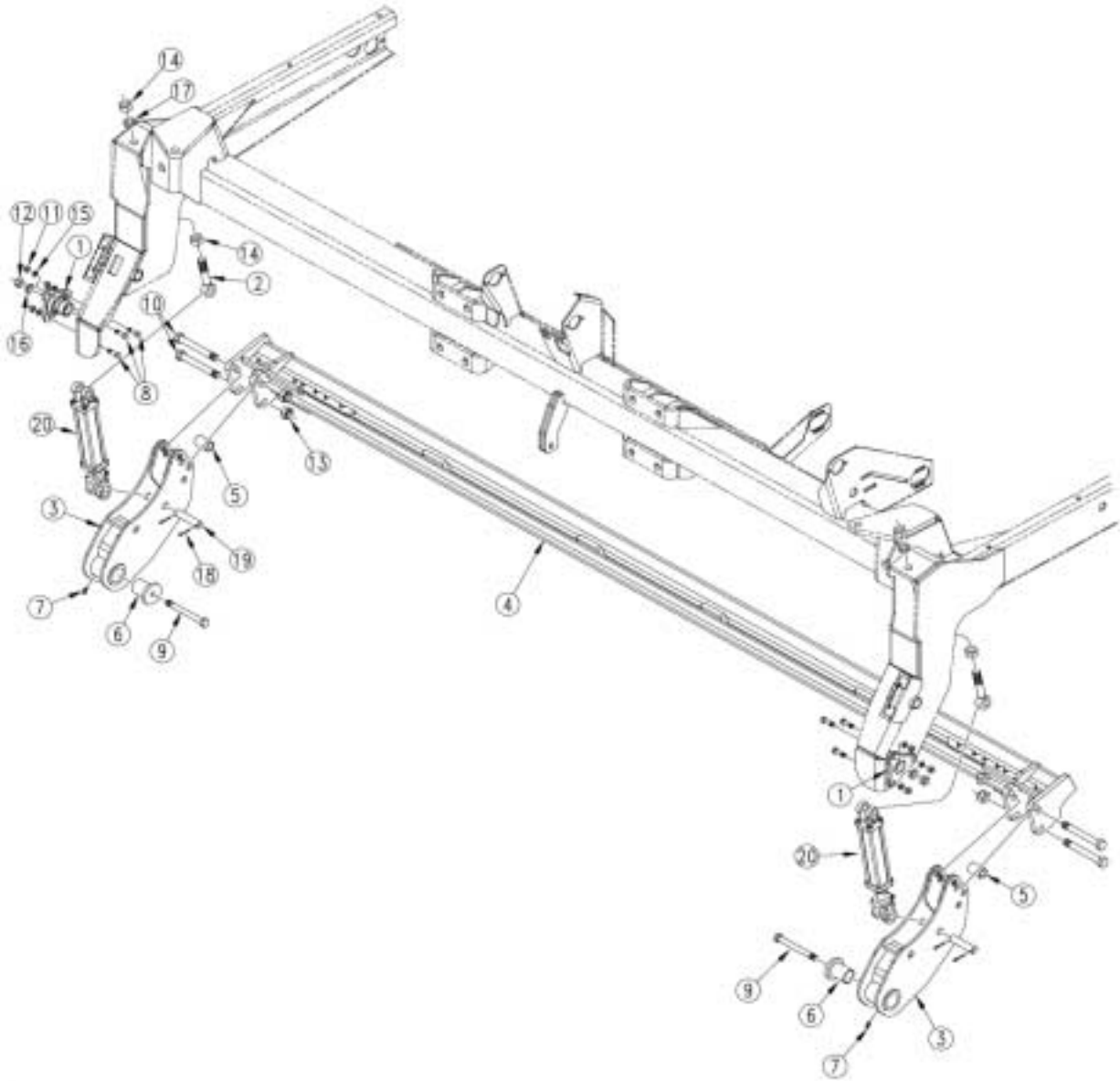


Truss Tubes

Ref.	Part No.	Part Description	Comments
1.	194-192H	3S-4000 TRUSS TUBE WELDMENT	
2.	805-104C	PIN COTTER 3/16 X 1 1/2 PLT	
3.	805-187C	PIN CLEVIS 1 X 2 1/4 GR5 PLT	
4.	803-034C	NUT HEX 1 1/4-7 PLT	
5.	194-191H	3S-4000 TRUSS ADJ TRUNNION	

Legend: ● = 1st revision; ● = 2nd revision; ● = 3rd revision; ● = use up existing stock; ⊗ = not interchangeable; ⊗ ① ● = for example: revision 2 is not interchangeable w/revision 1

Center Sub-Frame

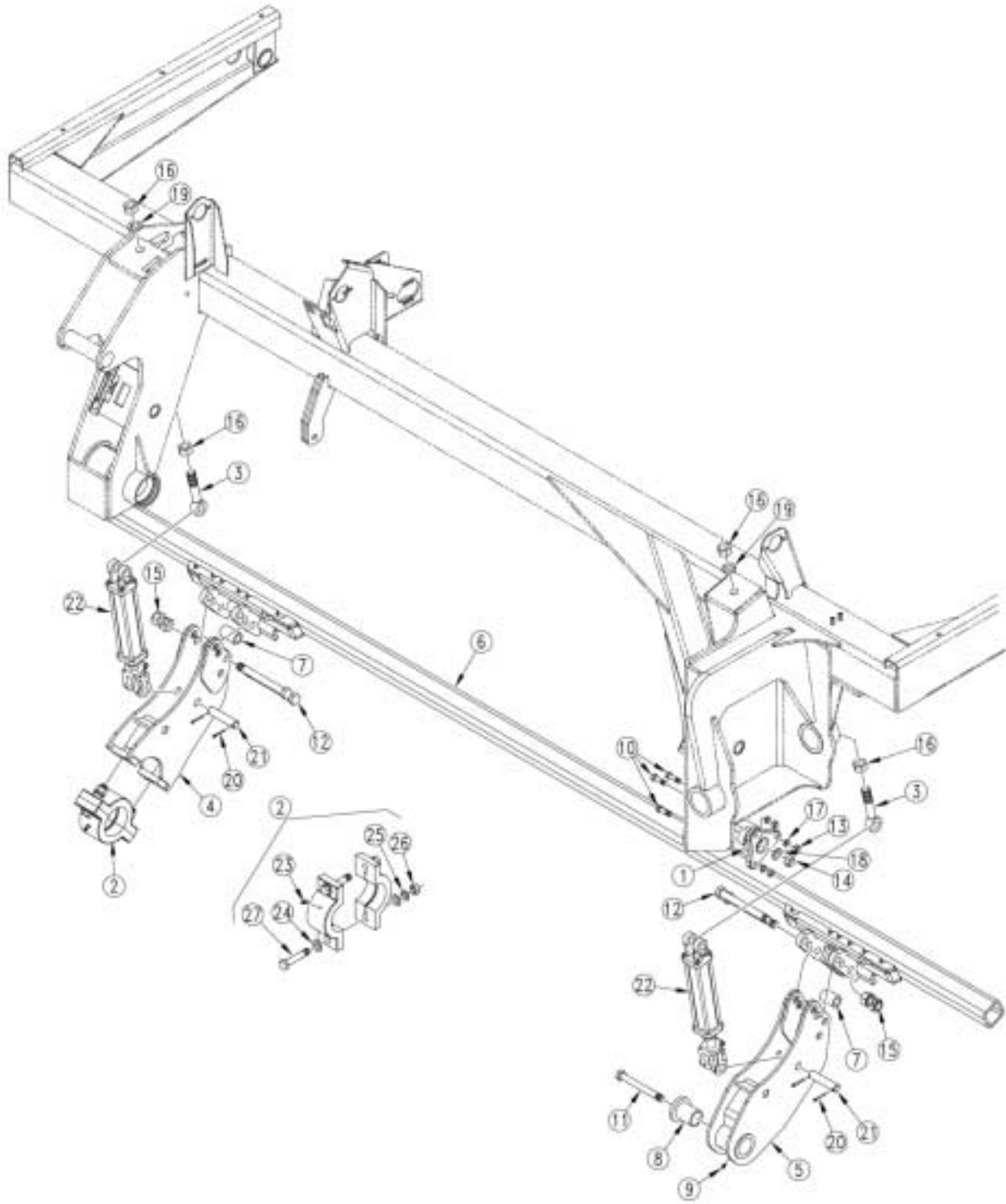


Center Sub-Frame

Ref.	Part No.	Part Description	Comments
1.	120-247D	3 BOLT PIVOT CAST W/ BOLT HOLE	
2.	194-129H	6 1/8 EYE BOLT	
3.	194-156H	SUBFRAME FLEX ARM, INNER	
4.	194-181H	3S-4000 OPENER SUBFRAME CENTER	
5.	194-516D	SUBFRAME FLEX ARM SPACER, SHORT	
6.	195-188H	SUBFRAME ARM RETAINER	
7.	800-058C	GREASE ZERK 1/4-28 X 45-DEG	
8.	802-082C	HHCS 1/2-13X1 3/4 GR5	
9.	802-095C	HHCS 3/4-10X7 GR5	
10.	802-139C	HHCS 7/8-9X7 GR5	
11.	803-020C	NUT HEX 1/2-13 PLT	
12.	803-026C	NUT LOCK 3/4-10 PLT	
13.	803-028C	NUT NY-LOK 7/8-9 PLT	
14.	803-031C	NUT HEX 1-8 PLT	
15.	804-015C	WASHER LOCK SPRING 1/2 PLT	
16.	804-025C	WASHER FLAT 3/4 SAE PLT	
17.	804-027C	WASHER LOCK SPRING 1 PLT	
18.	805-104C	PIN COTTER 3/16 X 1 1/2 PLT	
19.	805-236C	PIN CLEVIS 1 X 3 7/8 USBLE PLT	
20.	810-299C	CYL 2X8X1.12 ROD (TIE ROD)	

Legend: ● = 1st revision; ● = 2nd revision; ● = 3rd revision; ● = use up existing stock; ⊗ = not interchangeable; ⊗ ① ● = for example: revision 2 is not interchangeable w/revision 1

Right Hand Sub-Frame

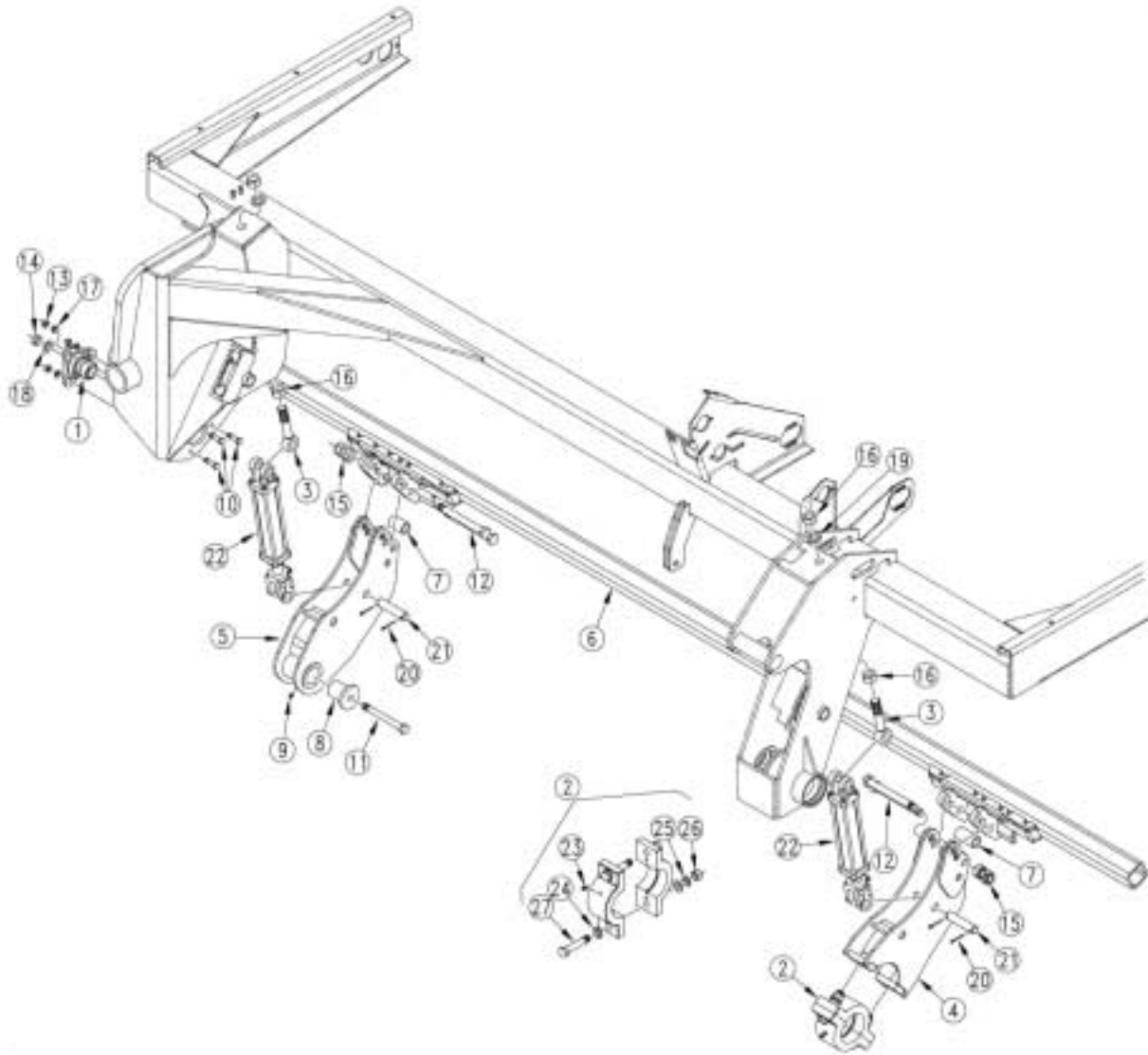


Right Hand Sub-Frame

Ref.	Part No.	Part Description	Comments
1.	120-247D	3 BOLT PIVOT CAST W/ BOLT HOLE	
2.	194-123K	3S BEARING ASSEMBLY	Contains 24,26-29.
3.	194-129H	6 1/8 EYE BOLT	
4.	194-155H	SUBFRAME FLEX ARM, OUTER	
5.	194-156H	SUBFRAME FLEX ARM, INNER	
6.	194-180H	3S-4000 OPENER SUBFRAME RH	
7.	194-516D	SUBFRAME FLEX ARM SPACER, SHORT	
8.	195-188H	SUBFRAME ARM RETAINER	
9.	800-001C	GREASE ZERK STRAIGHT 1/4-28	
10.	802-082C	HHCS 1/2-13X1 3/4 GR5	
11.	802-095C	HHCS 3/4-10X7 GR5	
12.	802-690C	HHCS 7/8-9X8 GR5	
13.	803-020C	NUT HEX 1/2-13 PLT	
14.	803-026C	NUT LOCK 3/4-10 PLT	
15.	803-028C	NUT NY-LOK 7/8-9 PLT	
16.	803-031C	NUT HEX 1-8 PLT	
17.	804-015C	WASHER LOCK SPRING 1/2 PLT	
18.	804-025C	WASHER FLAT 3/4 SAE PLT	
19.	804-027C	WASHER LOCK SPRING 1 PLT	
20.	805-104C	PIN COTTER 3/16 X 1 1/2 PLT	
21.	805-236C	PIN CLEVIS 1 X 3 7/8 USBLE PLT	
22.	810-299C	CYL 2X8X1.12 ROD (TIE ROD)	
23.	800-058C	GREASE ZERK 1/4-28 X 45-DEG	
24.	804-025C	WASHER FLAT 3/4 SAE PLT	
25.	804-023C	WASHER LOCK SPRING 3/4 PLT	
26.	803-027C	NUT HEX 3/4-10 PLT	
27.	802-068C	HHCS 3/4-10X4 GR5	

Legend: ● = 1st revision; ● = 2nd revision; ● = 3rd revision; ● = use up existing stock; ⊗ = not interchangeable; ⊗ ① ● = for example: revision 2 is not interchangeable w/revision 1

Left Hand Sub-Frame

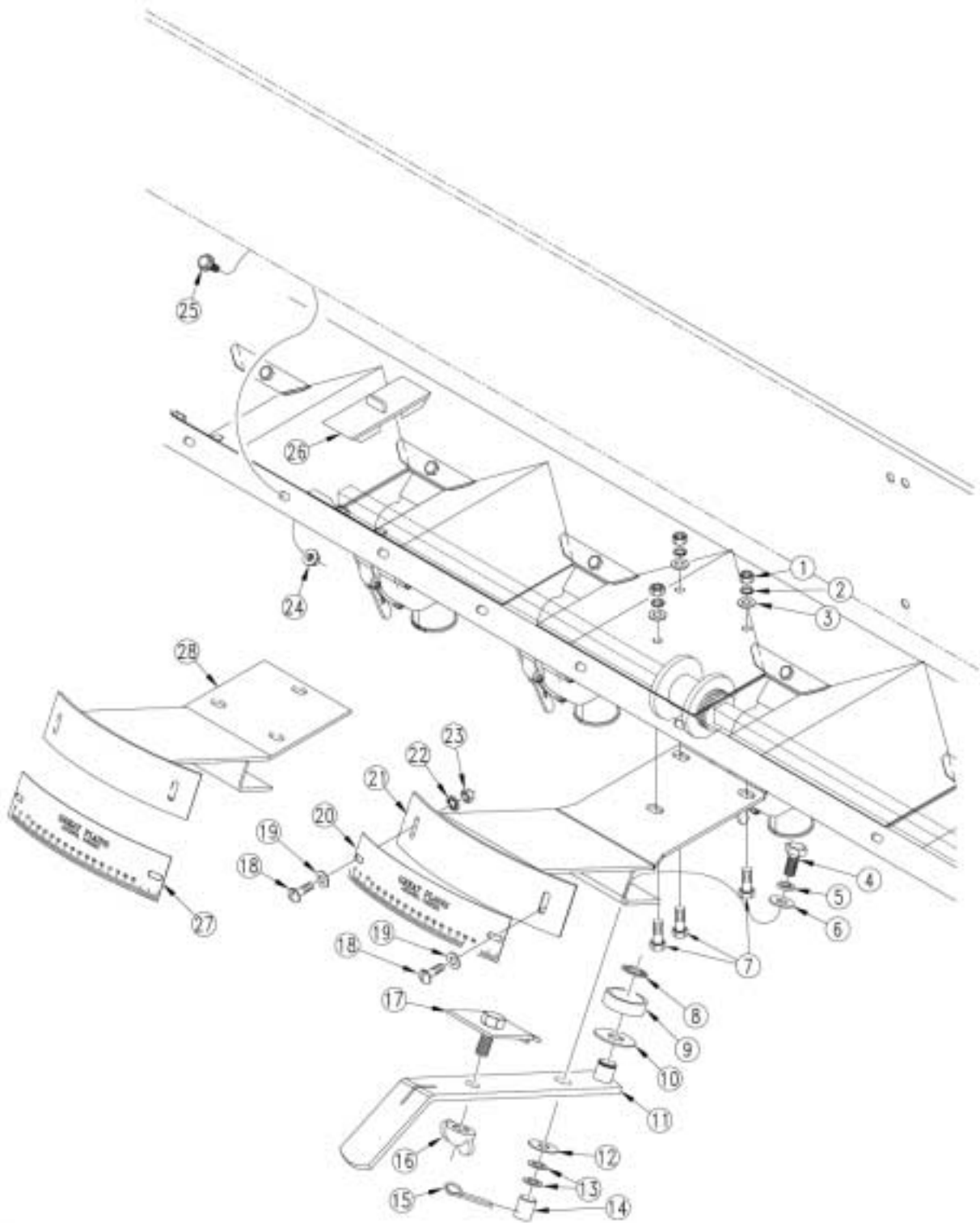


Left Hand Sub-Frame

Ref.	Part No.	Part Description	Comments
1.	120-247D	3 BOLT PIVOT CAST W/ BOLT HOLE	
2.	194-123K	3S BEARING ASSEMBLY	Contains 24,26-29.
3.	194-129H	6 1/8 EYE BOLT	
4.	194-155H	SUBFRAME FLEX ARM, OUTER	
5.	194-156H	SUBFRAME FLEX ARM, INNER	
6.	194-179H	3S-4000 OPENER SUBFRAME LH	
7.	194-516D	SUBFRAME FLEX ARM SPACER,SHORT	
8.	195-188H	SUBFRAME ARM RETAINER	
9.	800-001C	GREASE ZERK STRAIGHT 1/4-28	
10.	802-082C	HHCS 1/2-13X1 3/4 GR5	
11.	802-095C	HHCS 3/4-10X7 GR5	
12.	802-690C	HHCS 7/8-9X8 GR5	
13.	803-020C	NUT HEX 1/2-13 PLT	
14.	803-026C	NUT LOCK 3/4-10 PLT	
15.	803-028C	NUT NY-LOK 7/8-9 PLT	
16.	803-031C	NUT HEX 1-8 PLT	
17.	804-015C	WASHER LOCK SPRING 1/2 PLT	
18.	804-025C	WASHER FLAT 3/4 SAE PLT	
19.	804-027C	WASHER LOCK SPRING 1 PLT	
20.	805-104C	PIN COTTER 3/16 X 1 1/2 PLT	
21.	805-236C	PIN CLEVIS 1 X 3 7/8 USBLE PLT	
22.	810-299C	CYL 2X8X1.12 ROD (TIE ROD)	
23.	800-058C	GREASE ZERK 1/4-28 X 45-DEG	
24.	804-025C	WASHER FLAT 3/4 SAE PLT	
25.	804-023C	WASHER LOCK SPRING 3/4 PLT	
26.	803-027C	NUT HEX 3/4-10 PLT	
27.	802-068C	HHCS 3/4-10X4 GR5	

Legend: ● = 1st revision; ● = 2nd revision; ● = 3rd revision; ● = use up existing stock; ⊗ = not interchangeable; ⊗ ① ● = for example: revision 2 is not interchangeable w/revision 1

Seed Rate Adjustment Handle

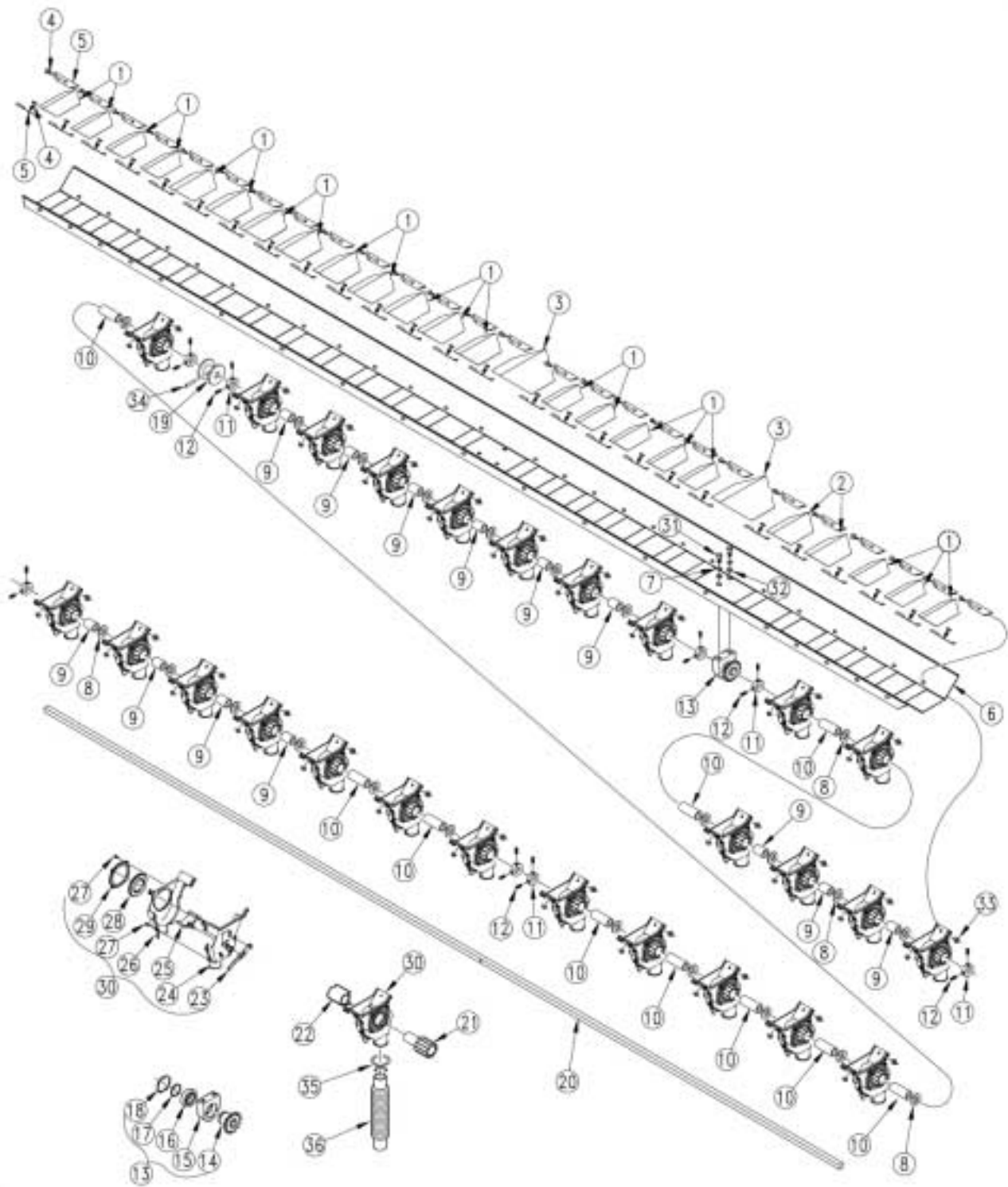


Seed Rate Adjustment Handle

Ref.	Part No.	Part Description	Comments
1.	803-008C	NUT HEX 5/16-18 PLT	
2.	804-009C	WASHER LOCK SPRING 5/16 PLT	
3.	804-036C	WASHER FLAT 5/16 SAE PLT	
4.	802-014C	HHCS 3/8-16X3/4 GR5	
5.	804-013C	WASHER LOCK SPRING 3/8 PLT	
6.	804-012C	WASHER FLAT 3/8 SAE PLT	
7.	802-007C	HHCS 5/16-18X3/4 GR5	
8.	800-003C	SNAP RING EXT 17 MM	
9.	822-008C	BEARING ADJ HANDLE 6203 2RS	
10.	804-001C	WASHER ADJ HANDLE BRG	
11.	118-443H	SEED RATE ADJ HANDLE WLDMNT	
12.	804-021C	WASHER FLAT 5/8 SAE PLT	
13.	804-040C	WASHER MACH 1.19 X .63 X 18GA	
14.	109-069D	ADJUSTMENT HANDLE PIVOT	
15.	805-016C	PIN COTTER 3/16 X 1 1/4 PLT	
16.	803-016C	NUT WING 1/2-13 PLT	
17.	109-025H	ADJ LOCK PLATE ASS'Y - 1 1/2 W	
18.	801-001C	SCREW RD HD 8-32 X 3/8 BRASS	
19.	804-003C	WASHER FLAT #8 BRASS	
20.	819-109C	REAR SEED ADJ GUIDE 6 3/4 LONG	
21.	195-253H	REAR SEED RATE ADJ MOUNT WLDMT	
22.	804-002C	WASHER INTERNAL STAR #8 BRASS	
23.	803-035C	NUT HEX 8-32 BRASS	
24.	803-088C	NUT HEX LOCK 1/4-20 FLG	
25.	802-196C	HFSS 1/4-20X5/8 GR5	
26.	817-087C	1 3/4 WIDE FEEDER CUP PLUG	
27.	819-001C	NAME PLATE ADJ. GUIDE LONG	
28.	118-444H	SEED RATE ADJ WLDMNT	

Legend: ● = 1st revision; ● = 2nd revision; ● = 3rd revision; ● = use up existing stock; ⊗ = not interchangeable; ⊗ ① ● = for example: revision 2 is not interchangeable w/revision 1

6" Feeder Cup Spacing LH & Center

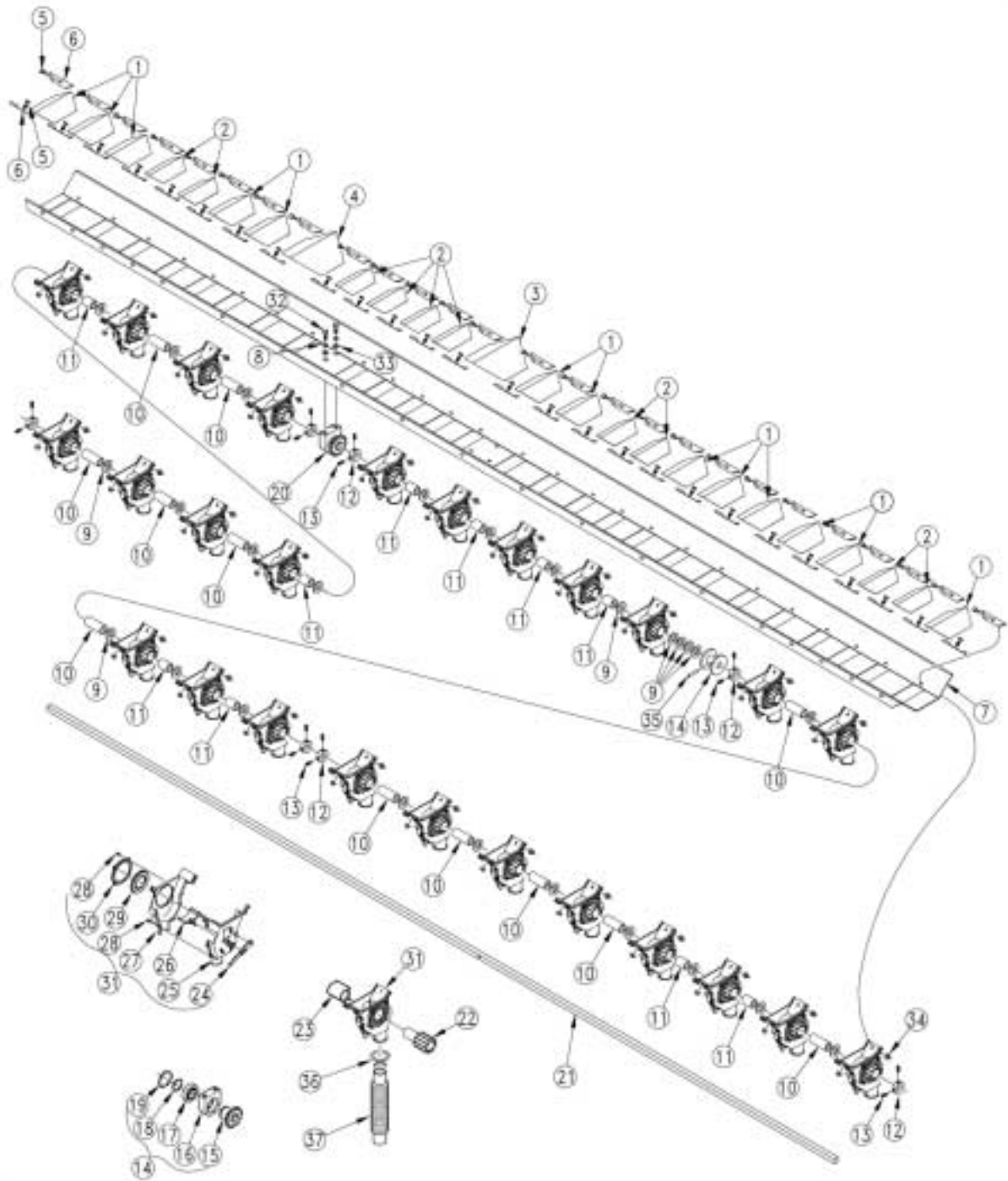


6" Feeder Cup Spacing LH & Center

Ref.	Part No.	Part Description	Comments
1.	118-431D	3 BOX DIVIDER FOR 4 7/8 ROW	
2.	118-433D	BOX DVDR 4.00 X 60DEG	
3.	118-432D	6 5/8 BOX DVDR FOR 8 1/2 ROW	
4.	802-004C	HHCS 1/4-20X3/4 GR5	
5.	118-341D	2SNT SEED BOX DIVIDER CLIP	
6.	195-244D	2600-6 26RW FEEDER CUP TRAY LH	
7.	804-012C	WASHER FLAT 3/8 SAE PLT	
8.	804-031C	WASHER RETAINING	
9.	118-434D	SPACER TUBE X 1.454	
10.	152-044D	2.454 FEEDER CUP SPACER	
11.	890-350C	5/8 SHAFT LOCKING COLLAR	
12.	801-035C	SCREW SET 5/16-18 SKT KP X 3/8	
13.	118-226S	FEEDER CUP BEARING ASSEMBLY	
14.	118-508D	BEARING HUB 40A15	
15.	118-336D	FEEDER CUP BEARING HOUSING	
16.	822-103C	BRG 30MM B X 55MM OD	
17.	800-004C	SNAP RING EXT BASIC 1.880	
18.	800-107C	SNAP RING INT 2.165	
19.	109-091D	MACHINED ADJUSTMENT SPOOL	
20.	175-233D	13' EW FD CUP SQ DRIVE BAR	
21.	890-190C	PM SEED CUP SPROCKET	
22.	817-074C	SEED CUP SLEEVE	
23.	817-071C	SEED CUP ADJUSTMENT HANDLE	
24.	817-069C	SEED CUP RIGHT HALF	
25.	817-070C	SEED CUP DOOR	
26.	817-068C	SEED CUP LEFT HALF	
27.	801-057C	SCR SELF TAP 8X3/8 TYPE25 BT	
28.	817-004C	NYLON WASHER-SPLIT	
29.	817-073C	SEED CUP WASHER RETAINER	
30.	817-075C	SEED CUP ASSEMBLY	
31.	802-014C	HHCS 3/8-16X3/4 GR5	
32.	804-013C	WASHER LOCK SPRING 3/8 PLT	
33.	803-194C	NUT HEX WHIZ 1/4-20 PLT	
34.	805-023C	PIN ROLL 3/16X1 1/4 PLT	
35.	800-009C	CLAMP HOSE 1 5/8 NO. 26	
36.	816-239C	SEED HOSE 56 RIBS X 11 LONG	

Legend: ● = 1st revision; ● = 2nd revision; ● = 3rd revision; ● = use up existing stock; ⊗ = not interchangeable; ⊗ ① ● = for example: revision 2 is not interchangeable w/revision 1

6" Feeder Cup Spacing RH

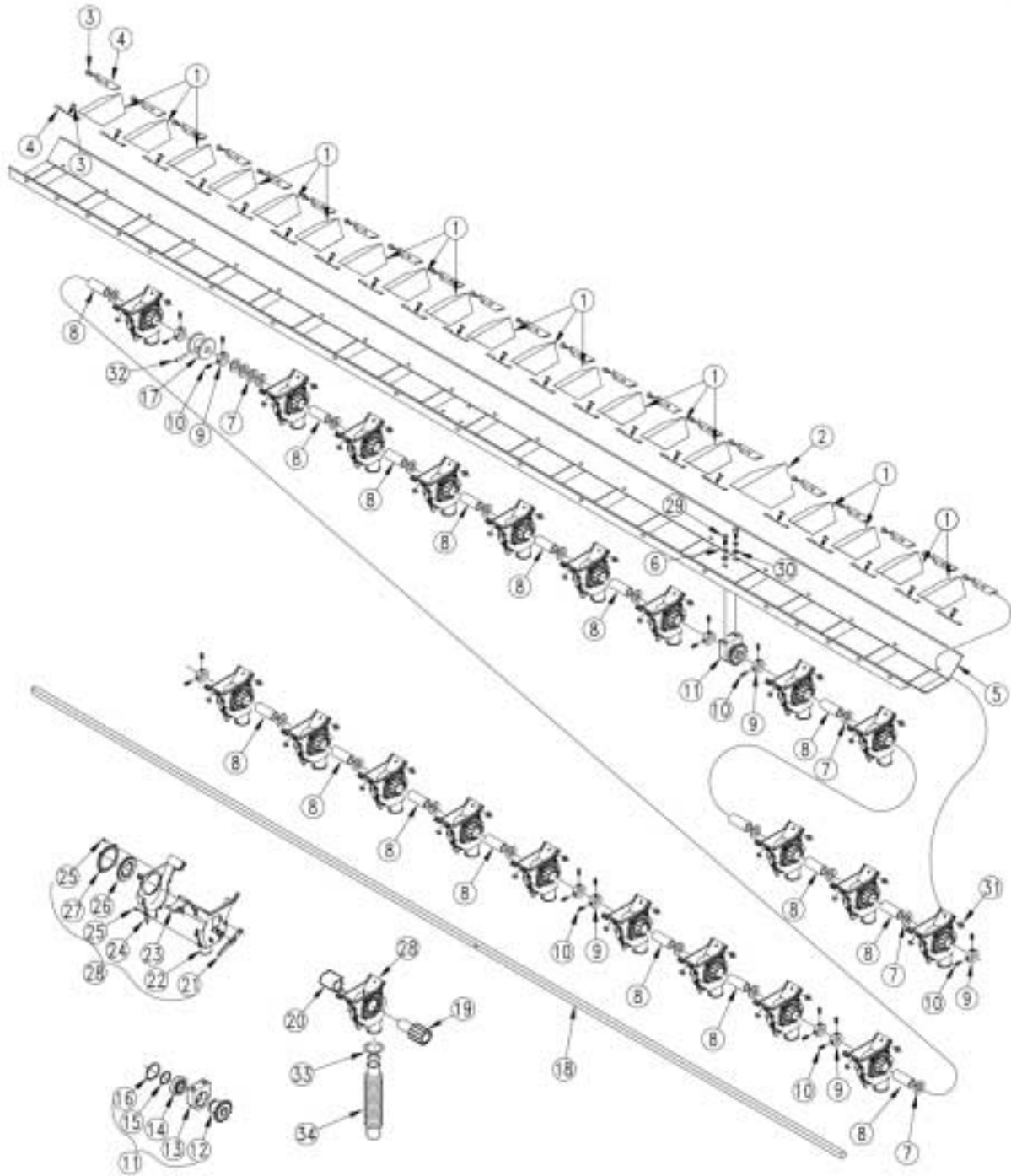


6" Feeder Cup Spacing RH

Ref.	Part No.	Part Description	Comments
1.	118-433D	BOX DVDR 4.00 X 60DEG	
2.	118-431D	3 BOX DIVIDER FOR 4 7/8 ROW	
3.	118-437D	BOX DVDR 5.13 X 60DEG	
4.	118-432D	6 5/8 BOX DVDR FOR 8 1/2 ROW	
5.	802-004C	HHCS 1/4-20X3/4 GR5	
6.	118-341D	2SNT SEED BOX DIVIDER CLIP	
7.	195-236D	2600-6 26RW FEEDER CUP TRAY RH	
8.	804-012C	WASHER FLAT 3/8 SAE PLT	
9.	804-031C	WASHER RETAINING	
10.	118-434D	SPACER TUBE X 1.454	
11.	152-044D	2.454 FEEDER CUP SPACER	
12.	890-350C	5/8 SHAFT LOCKING COLLAR	
13.	801-035C	SCREW SET 5/16-18 SKT KP X 3/8	
14.	118-226S	FEEDER CUP BEARING ASSEMBLY	
15.	118-508D	BEARING HUB 40A15	
16.	118-336D	FEEDER CUP BEARING HOUSING	
17.	822-103C	BRG 30MM B X 55MM OD	
18.	800-004C	SNAP RING EXT BASIC 1.880	
19.	800-107C	SNAP RING INT 2.165	
20.	109-091D	MACHINED ADJUSTMENT SPOOL	
21.	175-233D	13' EW FD CUP SQ DRIVE BAR	
22.	890-190C	PM SEED CUP SPROCKET	
23.	817-074C	SEED CUP SLEEVE	
24.	817-071C	SEED CUP ADJUSTMENT HANDLE	
25.	817-069C	SEED CUP RIGHT HALF	
26.	817-070C	SEED CUP DOOR	
27.	817-068C	SEED CUP LEFT HALF	
28.	801-057C	SCR SELF TAP 8X3/8 TYPE25 BT	
29.	817-004C	NYLON WASHER-SPLIT	
30.	817-073C	SEED CUP WASHER RETAINER	
31.	817-075C	SEED CUP ASSEMBLY	
32.	802-014C	HHCS 3/8-16X3/4 GR5	
33.	804-013C	WASHER LOCK SPRING 3/8 PLT	
34.	803-194C	NUT HEX WHIZ 1/4-20 PLT	
35.	805-023C	PIN ROLL 3/16X1 1/4 PLT	
36.	800-009C	CLAMP HOSE 1 5/8 NO. 26	
37.	816-239C	SEED HOSE 56 RIBS X 11 LONG	

Legend: ● = 1st revision; ● = 2nd revision; ● = 3rd revision; ● = use up existing stock; ⊗ = not interchangeable; ⊗ ① ● = for example: revision 2 is not interchangeable w/revision 1

7.5" Feeder Cup Spacing LH & Center



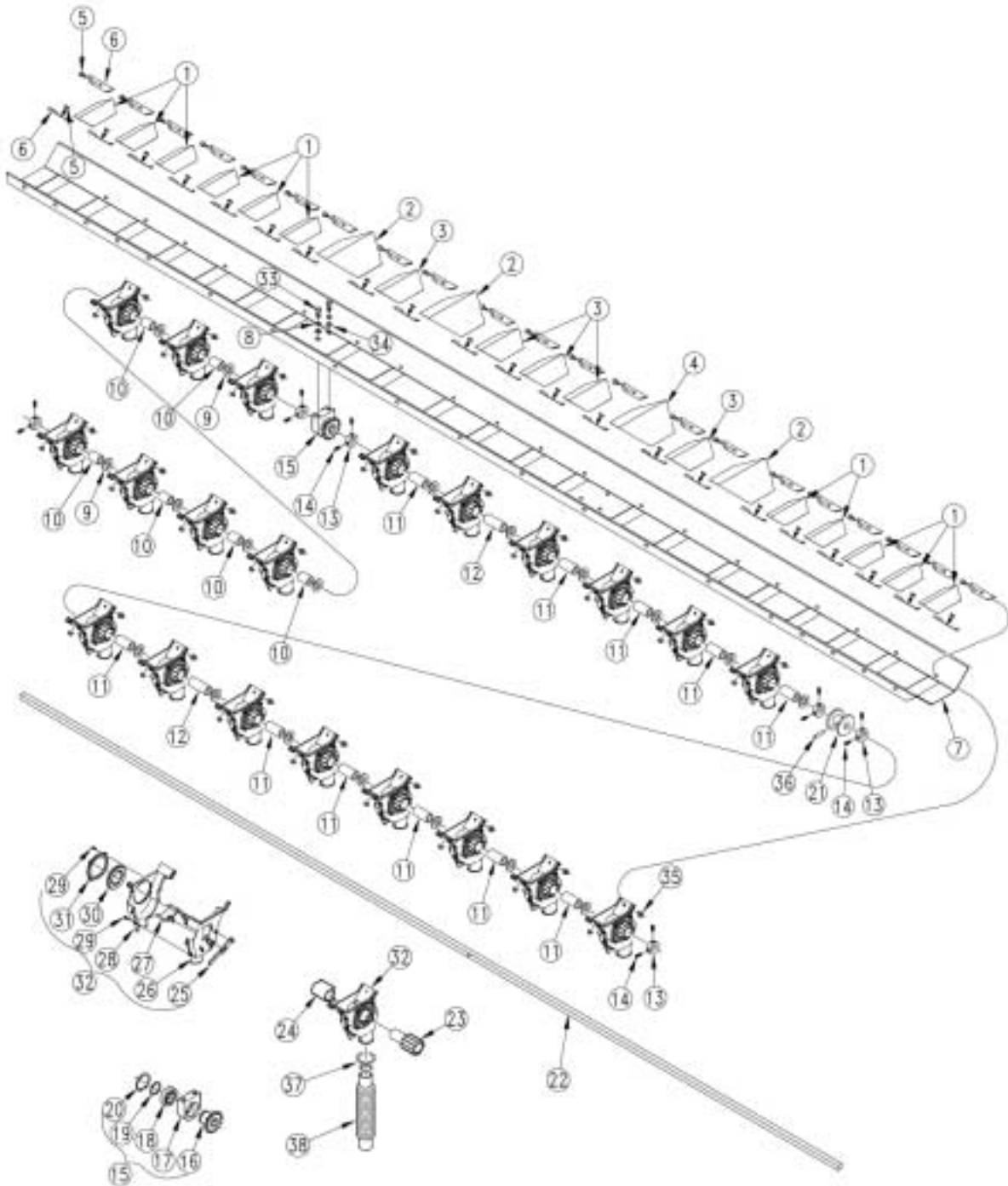
17244

7.5" Feeder Cup Spacing LH & Center

Ref.	Part No.	Part Description	Comments
1.	118-437D	BOX DVDR 5.13 X 60DEG	
2.	118-467D	7 1/16 BOX DIVIDER - 7 1/2	
3.	802-004C	HHCS 1/4-20X3/4 GR5	
4.	118-341D	2SNT SEED BOX DIVIDER CLIP	
5.	195-245D	2600-7.5 RW FEEDER CUP TRAY LH	
6.	804-012C	WASHER FLAT 3/8 SAE PLT	
7.	804-031C	WASHER RETAINING	
8.	118-438D	SPACER TUBE X 3.579	
9.	890-350C	5/8 SHAFT LOCKING COLLAR	
10.	801-035C	SCREW SET 5/16-18 SKT KP X 3/8	
11.	118-226S	FEEDER CUP BEARING ASSEMBLY	
12.	118-508D	BEARING HUB 40A15	
13.	118-336D	FEEDER CUP BEARING HOUSING	
14.	822-103C	BRG 30MM B X 55MM OD	
15.	800-004C	SNAP RING EXT BASIC 1.880	
16.	800-107C	SNAP RING INT 2.165	
17.	109-091D	MACHINED ADJUSTMENT SPOOL	
18.	175-233D	13' EW FD CUP SQ DRIVE BAR	
19.	890-190C	PM SEED CUP SPROCKET	
20.	817-074C	SEED CUP SLEEVE	
21.	817-071C	SEED CUP ADJUSTMENT HANDLE	
22.	817-069C	SEED CUP RIGHT HALF	
23.	817-070C	SEED CUP DOOR	
24.	817-068C	SEED CUP LEFT HALF	
25.	801-057C	SCR SELF TAP 8X3/8 TYPE25 BT	
26.	817-004C	NYLON WASHER-SPLIT	
27.	817-073C	SEED CUP WASHER RETAINER	
28.	817-075C	SEED CUP ASSEMBLY	
29.	802-014C	HHCS 3/8-16X3/4 GR5	
30.	804-013C	WASHER LOCK SPRING 3/8 PLT	
31.	803-194C	NUT HEX WHIZ 1/4-20 PLT	
32.	805-023C	PIN ROLL 3/16X1 1/4 PLT	
33.	800-009C	CLAMP HOSE 1 5/8 NO. 26	
34.	816-239C	SEED HOSE 56 RIBS X 11 LONG	

Legend: ● = 1st revision; ● = 2nd revision; ● = 3rd revision; ● = use up existing stock; ⊗ = not interchangeable; ⊗ ① ● = for example: revision 2 is not interchangeable w/revision 1

7.5" Feeder Cup Spacing RH

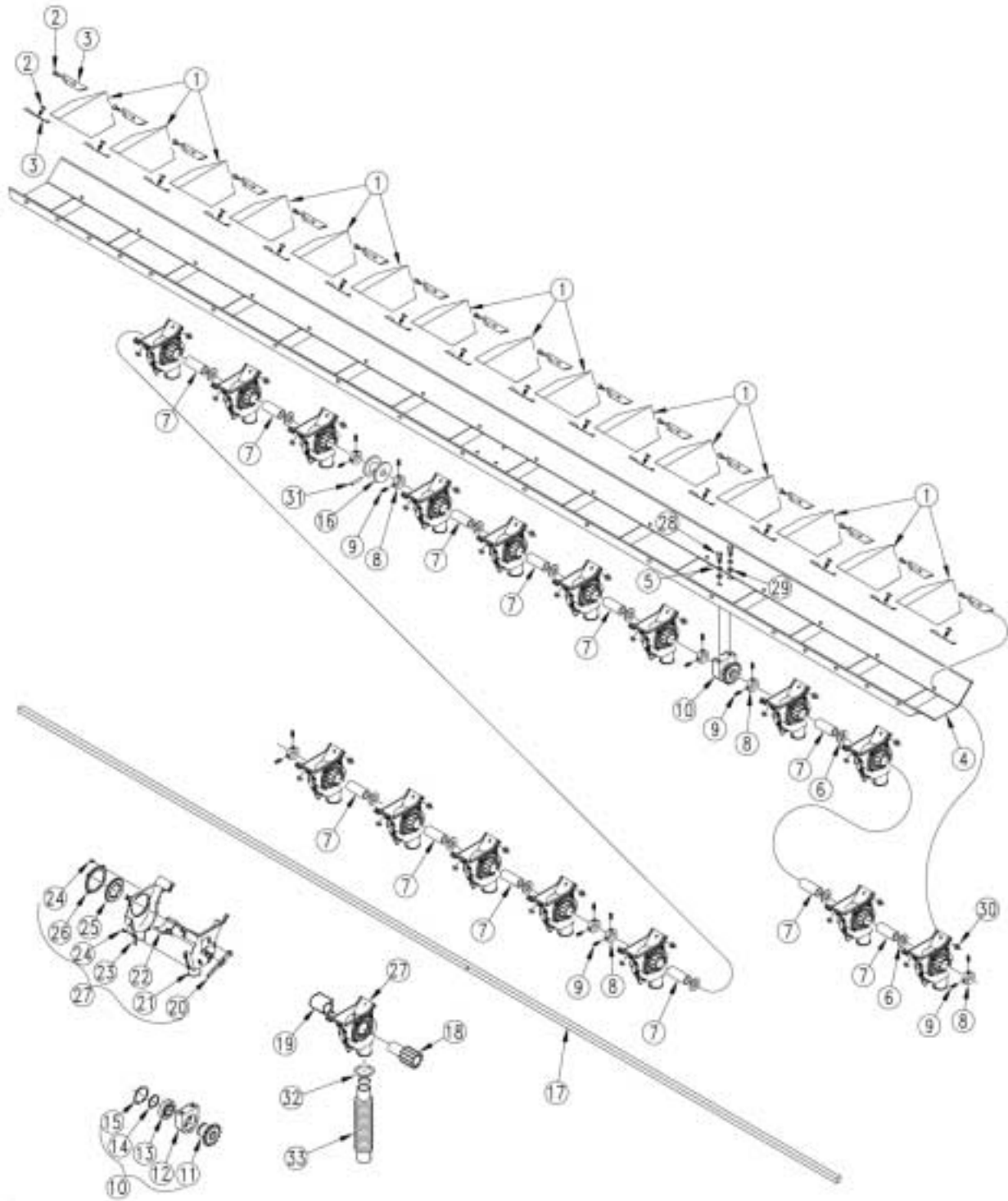


7.5" Feeder Cup Spacing RH

Ref.	Part No.	Part Description	Comments
1.	118-466D	4 1/2 BOX DIVIDER - 7 1/2	
2.	118-432D	6 5/8 BOX DVDER FOR 8 1/2 ROW	
3.	118-437D	BOX DVDR 5.13 X 60DEG	
4.	118-338D	7 1/4 BOX DVDR FOR 7 1/2 ROW	
5.	802-004C	HHCS 1/4-20X3/4 GR5	
6.	118-341D	2SNT SEED BOX DIVIDER CLIP	
7.	195-237D	2600-7.5 21RW FEEDERCUP TRAYRH	
8.	804-012C	WASHER FLAT 3/8 SAE PLT	
9.	804-031C	WASHER RETAINING	
10.	118-468D	SPACER TUBE X 2.954	
11.	118-438D	SPACER TUBE X 3.579	
12.	118-440D	SPACER TUBE X 5.079	
13.	890-350C	5/8 SHAFT LOCKING COLLAR	
14.	801-035C	SCREW SET 5/16-18 SKT KP X 3/8	
15.	118-226S	FEEDER CUP BEARING ASSEMBLY	
16.	118-508D	BEARING HUB 40A15	
17.	118-336D	FEEDER CUP BEARING HOUSING	
18.	822-103C	BRG 30MM B X 55MM OD	
19.	800-004C	SNAP RING EXT BASIC 1.880	
20.	800-107C	SNAP RING INT 2.165	
21.	109-091D	MACHINED ADJUSTMENT SPOOL	
22.	175-233D	13' EW FD CUP SQ DRIVE BAR	
23.	890-190C	PM SEED CUP SPROCKET	
24.	817-074C	SEED CUP SLEEVE	
25.	817-071C	SEED CUP ADJUSTMENT HANDLE	
26.	817-069C	SEED CUP RIGHT HALF	
27.	817-070C	SEED CUP DOOR	
28.	817-068C	SEED CUP LEFT HALF	
29.	801-057C	SCR SELF TAP 8X3/8 TYPE25 BT	
30.	817-004C	NYLON WASHER-SPLIT	
31.	817-073C	SEED CUP WASHER RETAINER	
32.	817-075C	SEED CUP ASSEMBLY	
33.	802-014C	HHCS 3/8-16X3/4 GR5	
34.	804-013C	WASHER LOCK SPRING 3/8 PLT	
35.	803-194C	NUT HEX WHIZ 1/4-20 PLT	
36.	805-023C	PIN ROLL 3/16X1 1/4 PLT	
37.	800-009C	CLAMP HOSE 1 5/8 NO. 26	
38.	816-239C	SEED HOSE 56 RIBS X 11 LONG	

Legend: ● = 1st revision; ● = 2nd revision; ● = 3rd revision; ● = use up existing stock; ⊗ = not interchangeable; ⊗ ① ● = for example: revision 2 is not interchangeable w/revision 1

10" Feeder Cup Spacing LH & Center

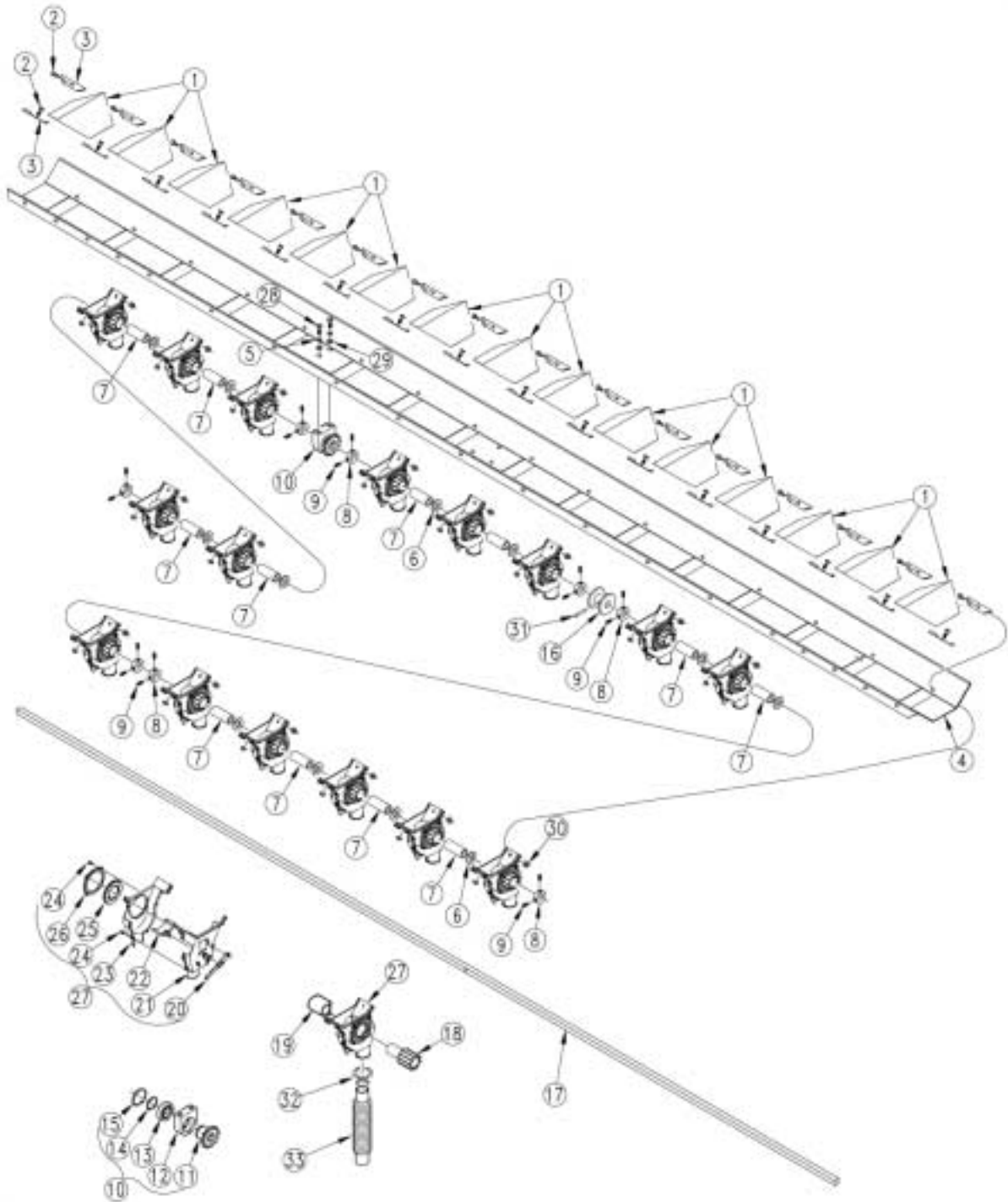


10" Feeder Cup Spacing LH & Center

Ref.	Part No.	Part Description	Comments
1.	118-338D	7 1/4 BOX DVDR FOR 7 1/2 ROW	
2.	802-004C	HHCS 1/4-20X3/4 GR5	
3.	118-341D	2SNT SEED BOX DIVIDER CLIP	
4.	195-246D	2600-10 16RW FEEDER CUP TRAYLH	
5.	804-012C	WASHER FLAT 3/8 SAE PLT	
6.	804-031C	WASHER RETAINING	
7.	175-280D	13' EW SPACER TUBE X 5.704	
8.	890-350C	5/8 SHAFT LOCKING COLLAR	
9.	801-035C	SCREW SET 5/16-18 SKT KP X 3/8	
10.	118-226S	FEEDER CUP BEARING ASSEMBLY	
11.	118-508D	BEARING HUB 40A15	
12.	118-336D	FEEDER CUP BEARING HOUSING	
13.	822-103C	BRG 30MM B X 55MM OD	
14.	800-004C	SNAP RING EXT BASIC 1.880	
15.	800-107C	SNAP RING INT 2.165	
16.	109-091D	MACHINED ADJUSTMENT SPOOL	
17.	175-233D	13' EW FD CUP SQ DRIVE BAR	
18.	890-190C	PM SEED CUP SPROCKET	
19.	817-074C	SEED CUP SLEEVE	
20.	817-071C	SEED CUP ADJUSTMENT HANDLE	
21.	817-069C	SEED CUP RIGHT HALF	
22.	817-070C	SEED CUP DOOR	
23.	817-068C	SEED CUP LEFT HALF	
24.	801-057C	SCR SELF TAP 8X3/8 TYPE25 BT	
25.	817-004C	NYLON WASHER-SPLIT	
26.	817-073C	SEED CUP WASHER RETAINER	
27.	817-075C	SEED CUP ASSEMBLY	
28.	802-014C	HHCS 3/8-16X3/4 GR5	
29.	804-013C	WASHER LOCK SPRING 3/8 PLT	
30.	803-194C	NUT HEX WHIZ 1/4-20 PLT	
31.	805-023C	PIN ROLL 3/16X1 1/4 PLT	
32.	800-009C	CLAMP HOSE 1 5/8 NO. 26	
33.	816-239C	SEED HOSE 56 RIBS X 11 LONG	

Legend: ● = 1st revision; ● = 2nd revision; ● = 3rd revision; ● = use up existing stock; ⊗ = not interchangeable; ⊗ ① ● = for example: revision 2 is not interchangeable w/revision 1

10" Feeder Cup Spacing RH



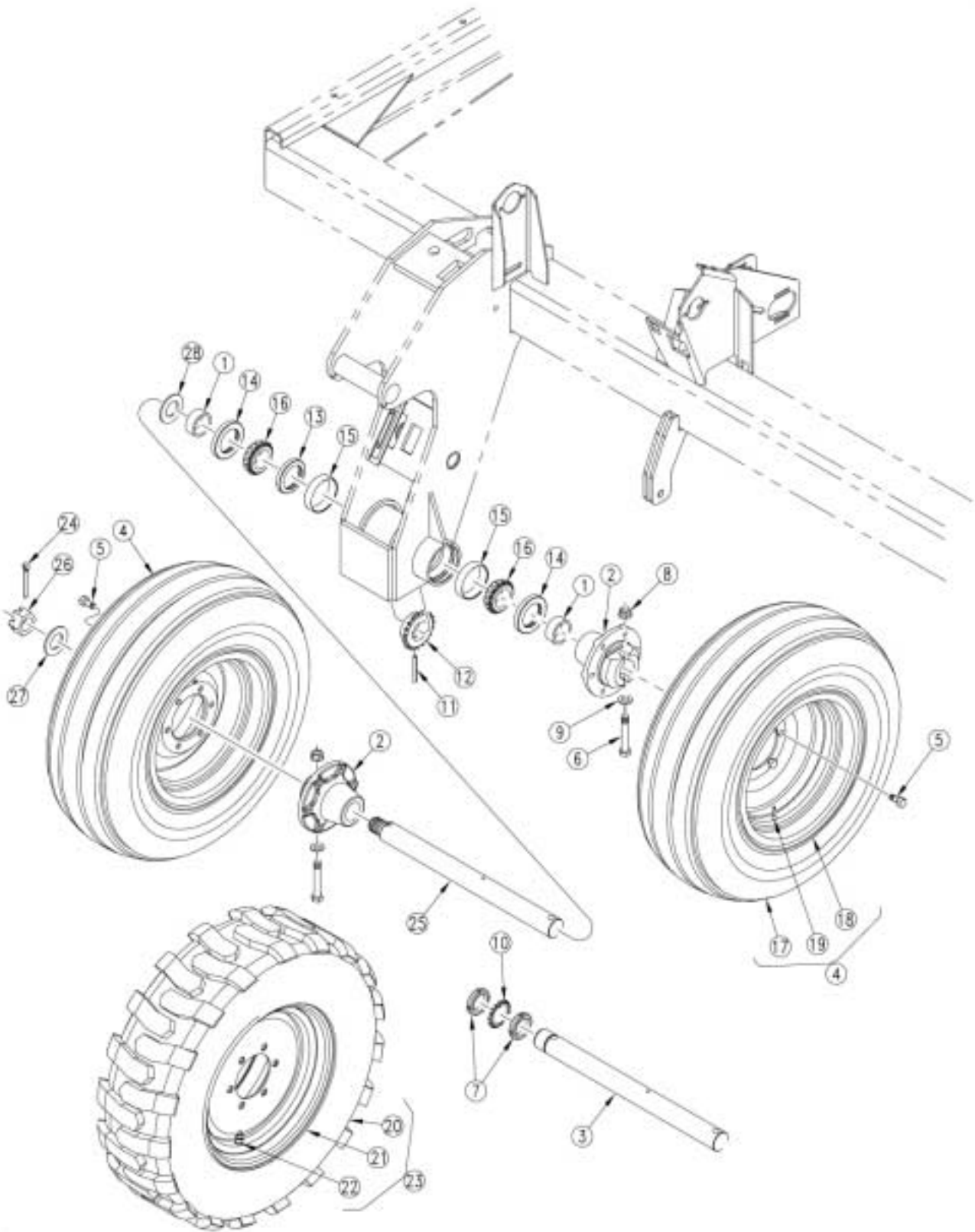
17247

10" Feeder Cup Spacing RH

Ref.	Part No.	Part Description	Comments
1.	118-338D	7 1/4 BOX DVDR FOR 7 1/2 ROW	
2.	802-004C	HHCS 1/4-20X3/4 GR5	
3.	118-341D	2SNT SEED BOX DIVIDER CLIP	
4.	195-238D	2600-10 16RW FEEDER CUP TRAYRH	
5.	804-012C	WASHER FLAT 3/8 SAE PLT	
6.	804-031C	WASHER RETAINING	
7.	175-280D	13' EW SPACER TUBE X 5.704	
8.	890-350C	5/8 SHAFT LOCKING COLLAR	
9.	801-035C	SCREW SET 5/16-18 SKT KP X 3/8	
10.	118-226S	FEEDER CUP BEARING ASSEMBLY	
11.	118-508D	BEARING HUB 40A15	
12.	118-336D	FEEDER CUP BEARING HOUSING	
13.	822-103C	BRG 30MM B X 55MM OD	
14.	800-004C	SNAP RING EXT BASIC 1.880	
15.	800-107C	SNAP RING INT 2.165	
16.	109-091D	MACHINED ADJUSTMENT SPOOL	
17.	175-233D	13' EW FD CUP SQ DRIVE BAR	
18.	890-190C	PM SEED CUP SPROCKET	
19.	817-074C	SEED CUP SLEEVE	
20.	817-071C	SEED CUP ADJUSTMENT HANDLE	
21.	817-069C	SEED CUP RIGHT HALF	
22.	817-070C	SEED CUP DOOR	
23.	817-068C	SEED CUP LEFT HALF	
24.	801-057C	SCR SELF TAP 8X3/8 TYPE25 BT	
25.	817-004C	NYLON WASHER-SPLIT	
26.	817-073C	SEED CUP WASHER RETAINER	
27.	817-075C	SEED CUP ASSEMBLY	
28.	802-014C	HHCS 3/8-16X3/4 GR5	
29.	804-013C	WASHER LOCK SPRING 3/8 PLT	
30.	803-194C	NUT HEX WHIZ 1/4-20 PLT	
31.	805-023C	PIN ROLL 3/16X1 1/4 PLT	
32.	800-009C	CLAMP HOSE 1 5/8 NO. 26	
33.	816-239C	SEED HOSE 56 RIBS X 11 LONG	

Legend: ● = 1st revision; ● = 2nd revision; ● = 3rd revision; ● = use up existing stock; ⊗ = not interchangeable; ⊗ ① ● = for example: revision 2 is not interchangeable w/revision 1

Gauge Wheels



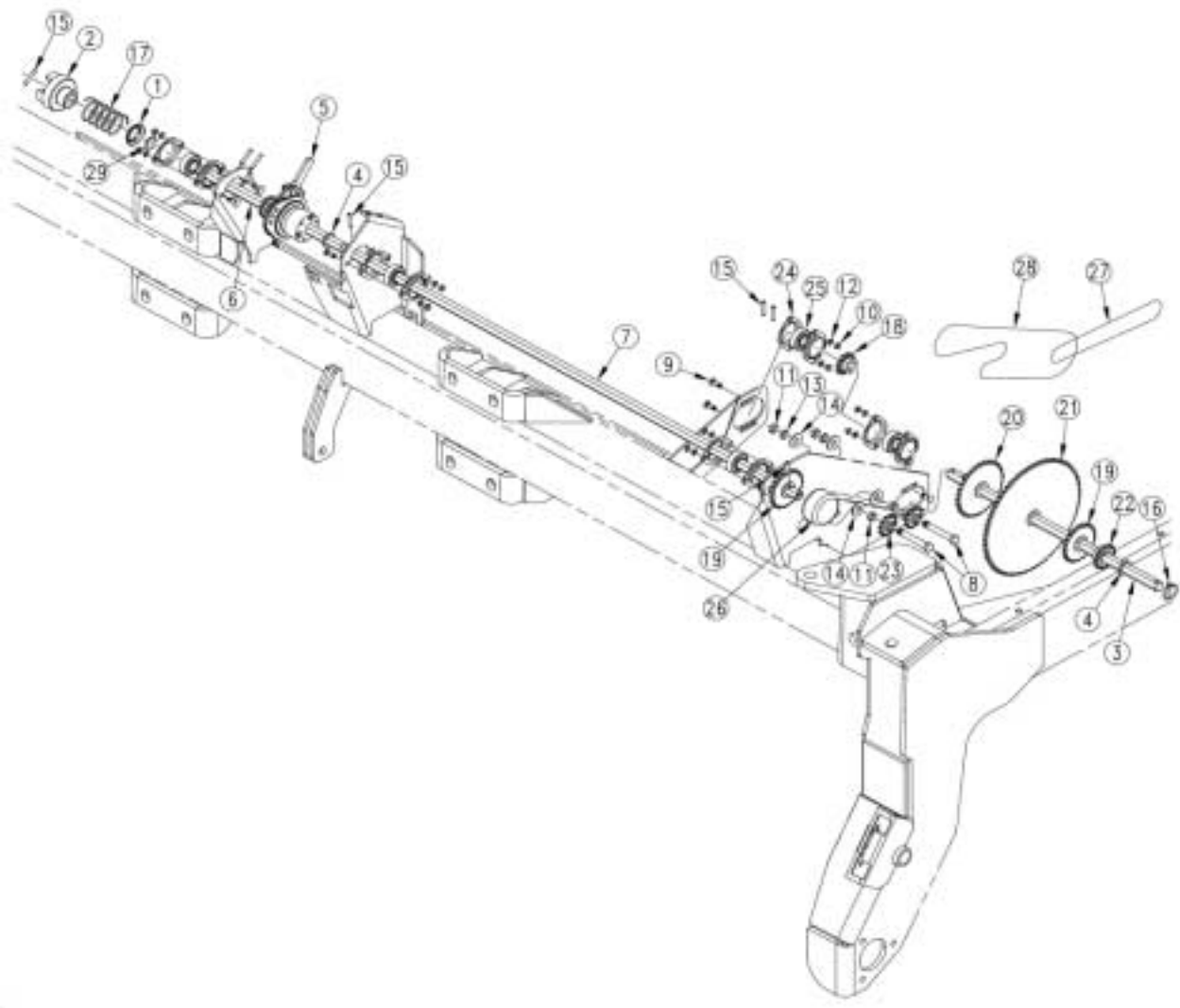
18809

Gauge Wheels

Ref.	Part No.	Part Description	Comments
1.	120-198D	AXLE SPACER TUBE	
2.	152-390D	6-BOLT HEAVY DRIVE HUB 2 BORE	
3.	195-229D	SPNDLE 2"W/5/8 CROSS HOLE DUAL	S/N YY1109-
4.	197-148K	TITAN TIRE 11L-15 8 PLY 6 BLT	Contains 17-19.
5.	802-104C	BOLT WHEEL 1/2-20X1 90-DEG	
6.	802-687C	HHCS 5/8-11X4 SPTHD GR8	
7.	803-208C	NUT BEARING LOCK, TN-10	S/N YY1109-
8.	803-263C	NUT HEX FLANGE LOCK 5/8-11 PLT	
9.	804-095C	WASHER FLAT 5/8 HARD ASTMF436	
10.	804-098C	WASHER BEARING LOCK, TW110	S/N YY1109-
11.	805-030C	PIN ROLL 5/16 X 3 PLT	
12.	808-287C	SPKT 50B19C2B W/5/16 HOLE	
13.	816-012C	SEAL 3.375 X 2.0 X.438 CR20125	
14.	816-138C	SEAL DBL LIP 2.5 ID X 3.881 OD	
15.	822-118C	BEARING CUP 2 TIM33821	
16.	822-117C	BEARING CONE 2 TIM33889	
17.	814-178C	TIRE TITAN 11L-15 X 8 PLY	
18.	814-008C	WHEEL 8 X 15 X 6 BOLT	
19.	816-035C	VALVE STEM TR415X.625X1 1/4 LG	
20.	814-207C	TIRE SKID ST 265/70B16.5 NHS	Option
21.	814-209C	RIM 16.5X8.25, 6 BLT 4.63 PILT	Option
22.	814-210C	VALVE STEM METAL TR-575 TUBLES	Option
23.	196-274K	RH TIRE/RIM 265/70B16.5 SKID 6	Option
	196-275K	LH TIRE/RIM 265/70B16.5 SKID 6	Option
24.	805-148C	PIN COTTER 3/8 X 3 PLT	S/N YY1110+
25.	195-265D	SPNDL 2 X 24.70 W/ 1.5-12 THD	S/N YY1110+
26.	803-239C	NUT HEX SLOTTED 1 1/2-12	S/N YY1110+
27.	804-182C	WASHER HARD 1 1/2 MILCARB GR8	S/N YY1110+
28.	195-234D	WASHER FLAT 2 ID X 2 5/8 X 10G	

Legend: ● = 1st revision; ● = 2nd revision; ● = 3rd revision; ● = use up existing stock; ⊗ = not interchangeable; ⊗ ① ● = for example: revision 2 is not interchangeable w/revision 1

Center Drive (S/N YY1151-)

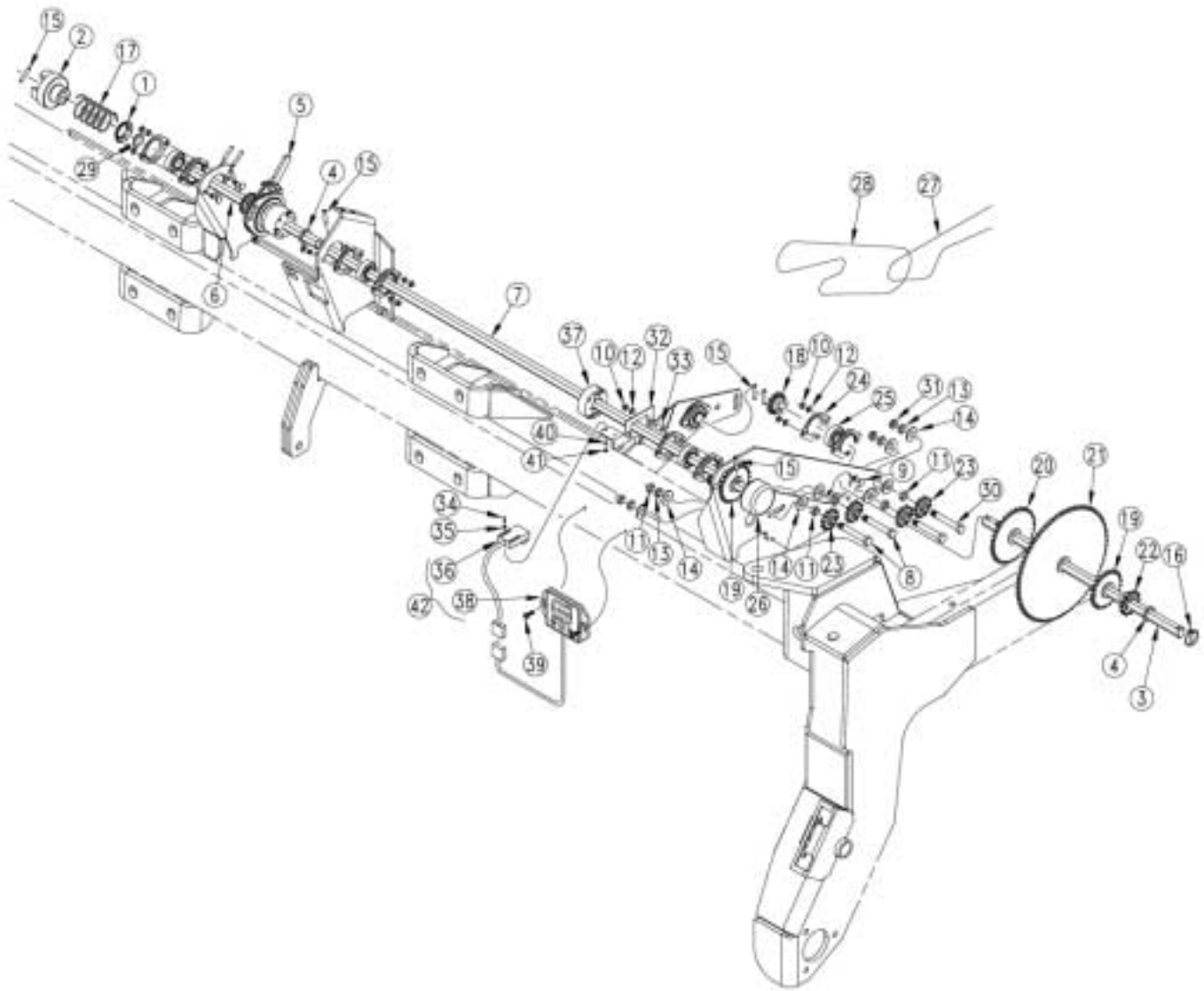


Center Drive (S/N YY1151-)

Ref.	Part No.	Part Description	Comments
1.	176-066D	CLUTCH SPRING RETAINER	
2.	195-109D	BRKAWAY CLUTCH 7/8 HX LONG BR	
3.	195-172D	SEED JACKSHAFT 7/8 HEX CENTER	
4.	195-243D	7/8 HEX SPROCKET WASHER	
5.	195-246K	3S-4000 CENTER CLUTCH ASSY	
6.	195-257D	POWER SHAFT 7/8 HEX CENTER	
7.	195-258D	ACRE METER SHAFT	
8.	802-041C	HHCS 1/2-13X3 1/2 GR5	
9.	802-282C	RHSNB 5/16-18X1 GR5	
10.	803-008C	NUT HEX 5/16-18 PLT	
11.	803-036C	NUT HEX JAM 1/2-13 PLT	
12.	804-009C	WASHER LOCK SPRING 5/16 PLT	
13.	804-015C	WASHER LOCK SPRING 1/2 PLT	
14.	804-113C	WASHER FLAT 1/2 USS HARD PLT	
15.	805-180C	PIN ROLL 1/4 X 1 1/2 LG PLT	
16.	805-240C	PIN LYNCH 3/16 X 1 9/16 LONG	
17.	807-097C	SPRING COMP 2 1/16 OD X 4 LG	
18.	808-143C	SPKT 40B12 7/8 HEX BORE W/SS	
19.	808-256C	SPKT 40B23 X 7/8 HEX BORE	
20.	808-257C	SPKT 40B34 X 7/8 HEX BORE	
21.	808-258C	SPKT 40B72 X 7/8 HEX BORE	
22.	808-259C	SPKT 40B14 X 7/8 HEX BORE	
23.	817-025C	NO. 40 12T IDLER SPKT.	
24.	822-032C	FLANGETTE 52 MST	
25.	822-119C	BRG.7/8HEX BR 52MM SPHRICAL OD	
26.	890-711C	ACRE METER 40'-3S 11L X 15	
27.	136-111D	CHAIN RL #40 68 PITCHES	
28.	136-122D	CHAIN RL #40 129 PITCHES	
29.	804-061C	WASHER MACH 1.50 X 1.00 X 18GA	

Legend: ● = 1st revision; ● = 2nd revision; ● = 3rd revision; ● = use up existing stock; ⊗ = not interchangeable; ⊗ ① ● = for example: revision 2 is not interchangeable w/revision 1

Center Drive (S/N YY1152+)

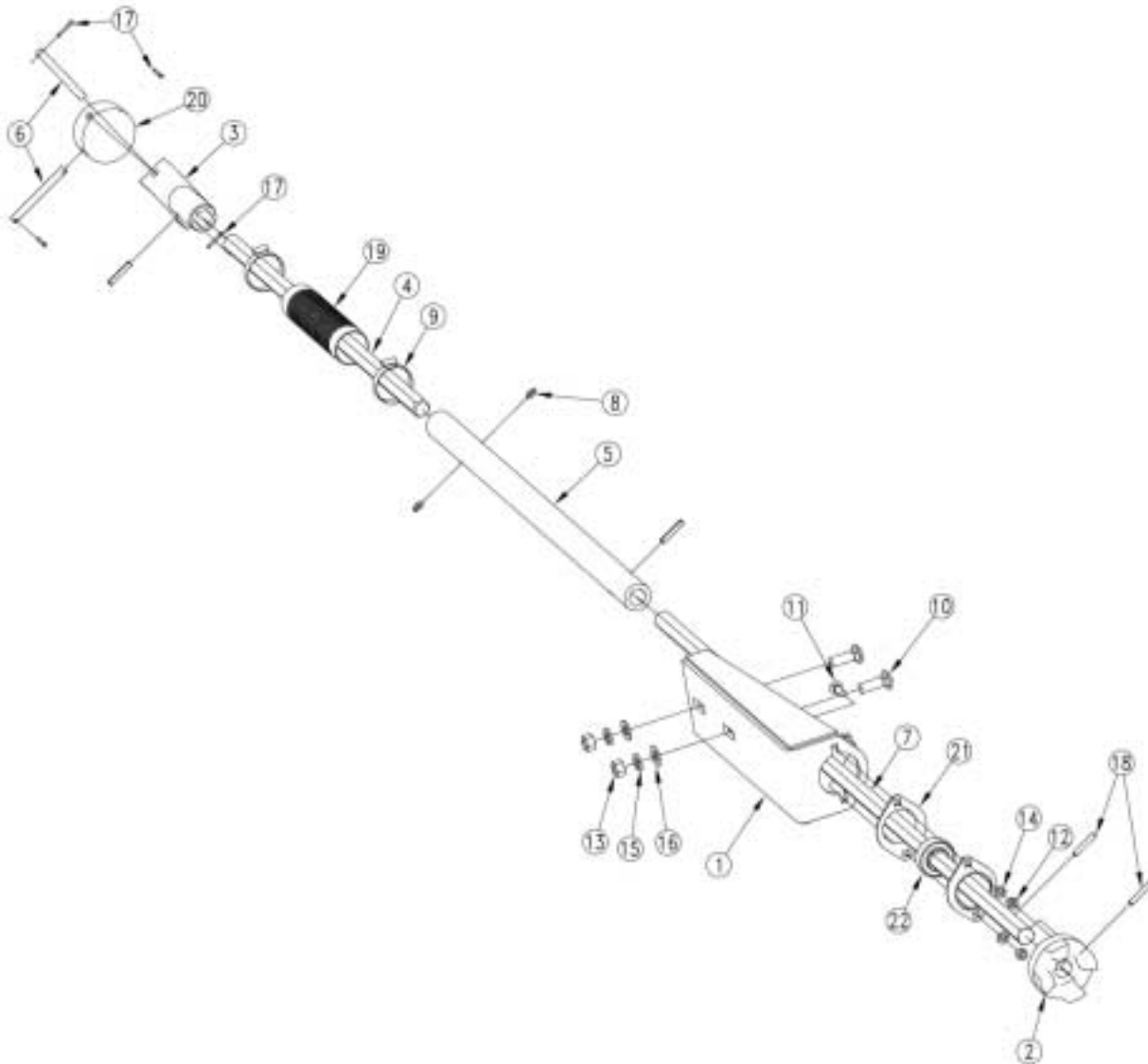


Center Drive (S/N YY1152+)

Ref.	Part No.	Part Description	Comments
1.	176-066D	CLUTCH SPRING RETAINER	
2.	195-109D	BRKAWAY CLUTCH 7/8 HX LONG BR	
3.	195-172D	SEED JACKSHAFT 7/8 HEX CENTER	
4.	195-243D	7/8 HEX SPROCKET WASHER	
5.	195-246K	3S-4000 CENTER CLUTCH ASSY	
6.	195-257D	POWER SHAFT 7/8 HEX CENTER	
7.	195-258D	ACRE METER SHAFT	
8.	802-041C	HHCS 1/2-13X3 1/2 GR5	
9.	802-282C	RHSNB 5/16-18X1 GR5	
10.	803-008C	NUT HEX 5/16-18 PLT	
11.	803-036C	NUT HEX JAM 1/2-13 PLT	
12.	804-009C	WASHER LOCK SPRING 5/16 PLT	
13.	804-015C	WASHER LOCK SPRING 1/2 PLT	
14.	804-113C	WASHER FLAT 1/2 USS HARD PLT	
15.	805-180C	PIN ROLL 1/4 X 1 1/2 LG PLT	
16.	805-240C	PIN LYNCH 3/16 X 1 9/16 LONG	
17.	807-097C	SPRING COMP 2 1/16 OD X 4 LG	
18.	808-143C	SPKT 40B12 7/8 HEX BORE W/SS	
19.	808-256C	SPKT 40B23 X 7/8 HEX BORE	
20.	808-257C	SPKT 40B34 X 7/8 HEX BORE	
21.	808-258C	SPKT 40B72 X 7/8 HEX BORE	
22.	808-259C	SPKT 40B14 X 7/8 HEX BORE	
23.	817-025C	NO. 40 12T IDLER SPKT.	
24.	822-032C	FLANGETTE 52 MST	
25.	822-119C	BRG.7/8HEX BR 52MM SPHRICAL OD	
26.	890-711C	ACRE METER 40'-3S 11L X 15	(S/N YY1191-)
27.	136-111D	CHAIN RL #40 68 PITCHES	
28.	136-122D	CHAIN RL #40 129 PITCHES	
29.	804-061C	WASHER MACH 1.50 X 1.00 X 18GA	
30.	802-413C	HHCS 1/2-13X4 1/2 GR5	
31.	803-169C	NUT HEX FLG. LOCK 1/2-13 PLT	
32.	168-240D	METER SHAFT SENSOR MNT BRACKET	(S/N YY1192+)
33.	890-351C	BUSHING 5/8 OD X 11/32 ID	(S/N YY1192+)
34.	801-067C	SCREW RD HD 8-32 X 1 1/2LG PLT	
35.	804-088C	WASHER FLAT #8 SAE PLT	
36.	VA-267304	VANSCO ACRE COUNTER PICKUP	(S/N YY1192+)
37.	VA-111005-1	1 MAGNET ACTUATOR 7/8 HEX	(S/N YY1192+)
38.	VA-267000	VANSCO ACRE COUNTER CONSOLE	(S/N YY1192+)
39.	801-172C	SCREW HEX SLT 10-16X3/4PTHD CT	
40.	804-043C	WASHER LOCK #8	
41.	803-064C	NUT HEX 8-32	
42.	823-184C	VANSCO ACRE COUNTER, PLTR	(S/N YY1192+) Includes items 36-38

Legend: ● = 1st revision; ● = 2nd revision; ● = 3rd revision; ● = use up existing stock; ⊗ = not interchangeable; ⊗ ① ● = for example: revision 2 is not interchangeable w/revision 1

Center Drive Breakaway

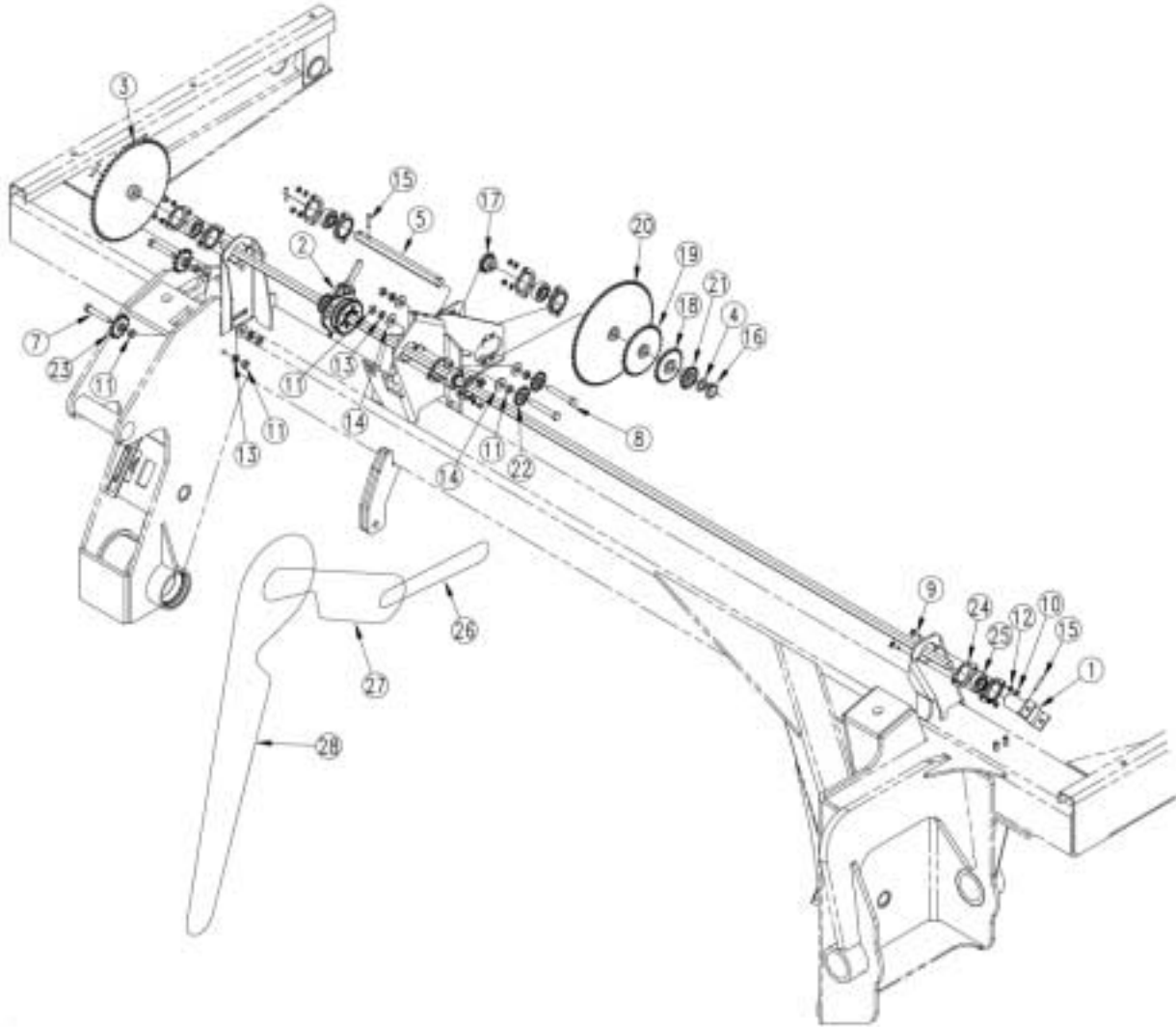


Center Drive Breakaway

Ref.	Part No.	Part Description	Comments
1.	194-195H	DRIVE BREAKAWAY BRACKET	
2.	195-108D	BRKAWAY CLUTCH 7/8 HX SHORT BR	
3.	195-129H	U-JOINT YOKE, 7/8 HEX BORE	
4.	195-152D	HEX SHFT 7/8TELESCOPING 25 3/4	
5.	195-153D	TELESCOPING TUBE 7/8 HEX BORE	
6.	195-157D	U-JOINT PIN 3/8	
7.	195-256D	HEX SHAFT 7/8 BREAKAWAY	
8.	800-001C	GREASE ZERK STRAIGHT 1/4-28	
9.	800-016C	UPPER FERT HOSE CLAMP RATCHET	
10.	802-106C	RHSNB 1/2-13X1 1/2 GR5	
11.	802-282C	RHSNB 5/16-18X1 GR5	
12.	803-008C	NUT HEX 5/16-18 PLT	
13.	803-020C	NUT HEX 1/2-13 PLT	
14.	804-009C	WASHER LOCK SPRING 5/16 PLT	
15.	804-015C	WASHER LOCK SPRING 1/2 PLT	
16.	804-016C	WASHER FLAT 1/2 SAE PLT	
17.	805-067C	PIN COTTER 1/8 X 3/4	
18.	805-180C	PIN ROLL 1/4 X 1 1/2 LG PLT	
19.	816-242C	SEED HOSE-BELLOWS 1.75IDX36RIB	
20.	817-273C	U-JOINT NYLATRON CROSS BLOCK	
21.	822-032C	FLANGETTE 52 MST	
22.	822-119C	BRG.7/8HEX BR 52MM SPHRICAL OD	

Legend: ● = 1st revision; ● = 2nd revision; ● = 3rd revision; ● = use up existing stock; ⊗ = not interchangeable; ⊗ ① ● = for example: revision 2 is not interchangeable w/revision 1

Right Hand Drive (S/N YY1151-)

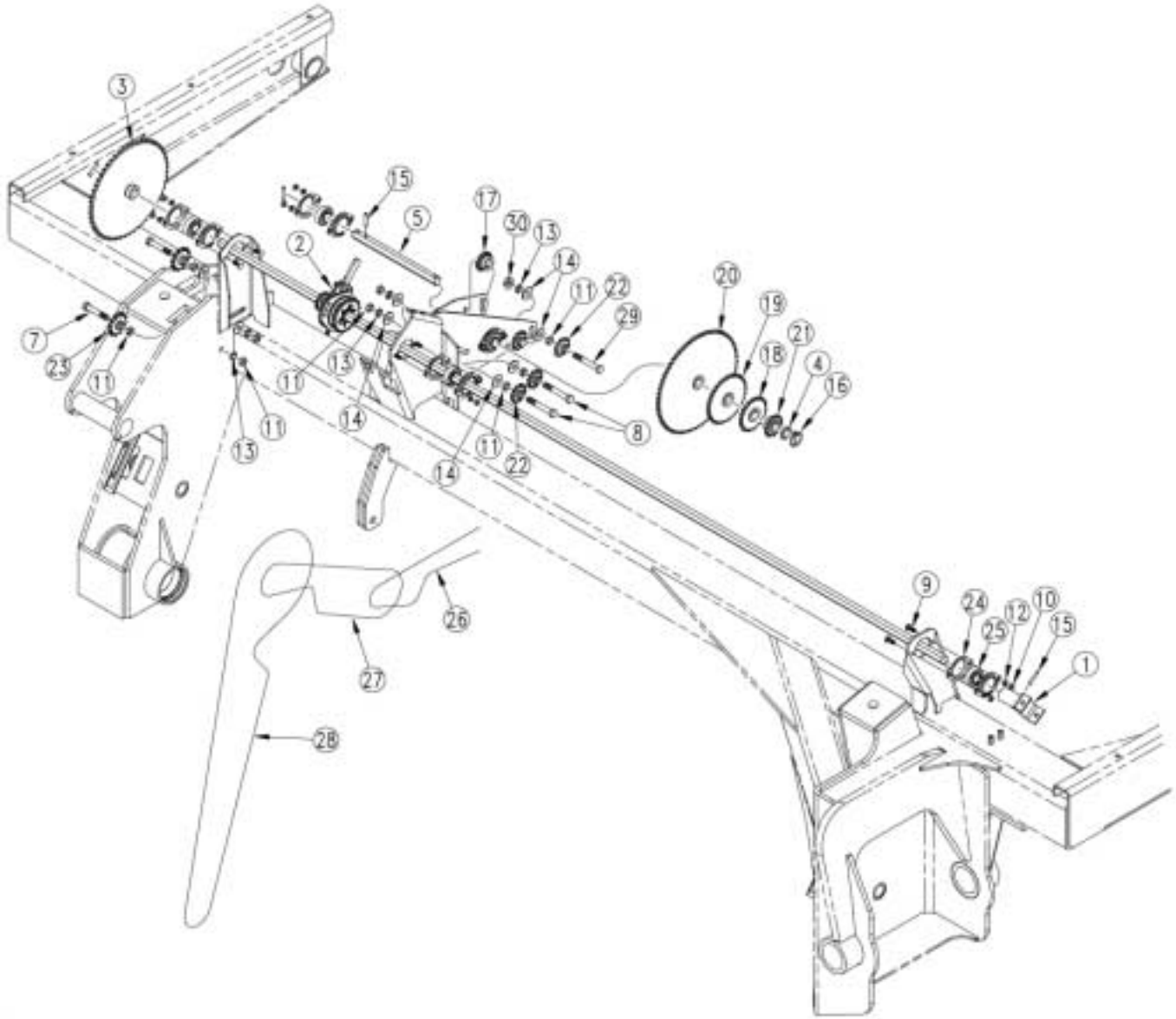


Right Hand Drive (S/N YY1151-)

Ref.	Part No.	Part Description	Comments
1.	195-129H	U-JOINT YOKE, 7/8 HEX BORE	
2.	195-152K	3S-3000 LH WING CLUTCH ASSY	
3.	195-232H	SPKT 50A56 WITH 7/8 HEX HUB	
4.	195-243D	7/8 HEX SPROCKET WASHER	Used only if needed.
5.	195-259D	SEED JACK SHAFT 7/8 HEX WING	
6.	195-260D	POWER SHAFT 7/8 HEX RH OUTPUT	
7.	802-039C	HHCS 1/2-13X3 GR5	
8.	802-041C	HHCS 1/2-13X3 1/2 GR5	
9.	802-282C	RHSNB 5/16-18X1 GR5	
10.	803-008C	NUT HEX 5/16-18 PLT	
11.	803-036C	NUT HEX JAM 1/2-13 PLT	
12.	804-009C	WASHER LOCK SPRING 5/16 PLT	
13.	804-015C	WASHER LOCK SPRING 1/2 PLT	
14.	804-113C	WASHER FLAT 1/2 USS HARD PLT	
15.	805-180C	PIN ROLL 1/4 X 1 1/2 LG PLT	
16.	805-240C	PIN LYNCH 3/16 X 1 9/16 LONG	
17.	808-143C	SPKT 40B12 7/8 HEX BORE W/SS	
18.	808-256C	SPKT 40B23 X 7/8 HEX BORE	
19.	808-257C	SPKT 40B34 X 7/8 HEX BORE	
20.	808-258C	SPKT 40B72 X 7/8 HEX BORE	
21.	808-259C	SPKT 40B14 X 7/8 HEX BORE	
22.	817-025C	NO. 40 12T IDLER SPKT.	
23.	817-423C	NO. 50 12T IDLER SPKT	
24.	822-032C	FLANGETTE 52 MST	
25.	822-119C	BRG.7/8HEX BR 52MM SPHRICAL OD	
26.	136-111D	CHAIN RL #40 68 PITCHES	
27.	136-122D	CHAIN RL #40 129 PITCHES	
28.	136-173D	CHAIN RL #50 X 161 PITCHES	

Legend: ● = 1st revision; ● = 2nd revision; ● = 3rd revision; ● = use up existing stock; ⊗ = not interchangeable; ⊗ ① ● = for example: revision 2 is not interchangeable w/revision 1

Right Hand Drive (S/N YY1152+)



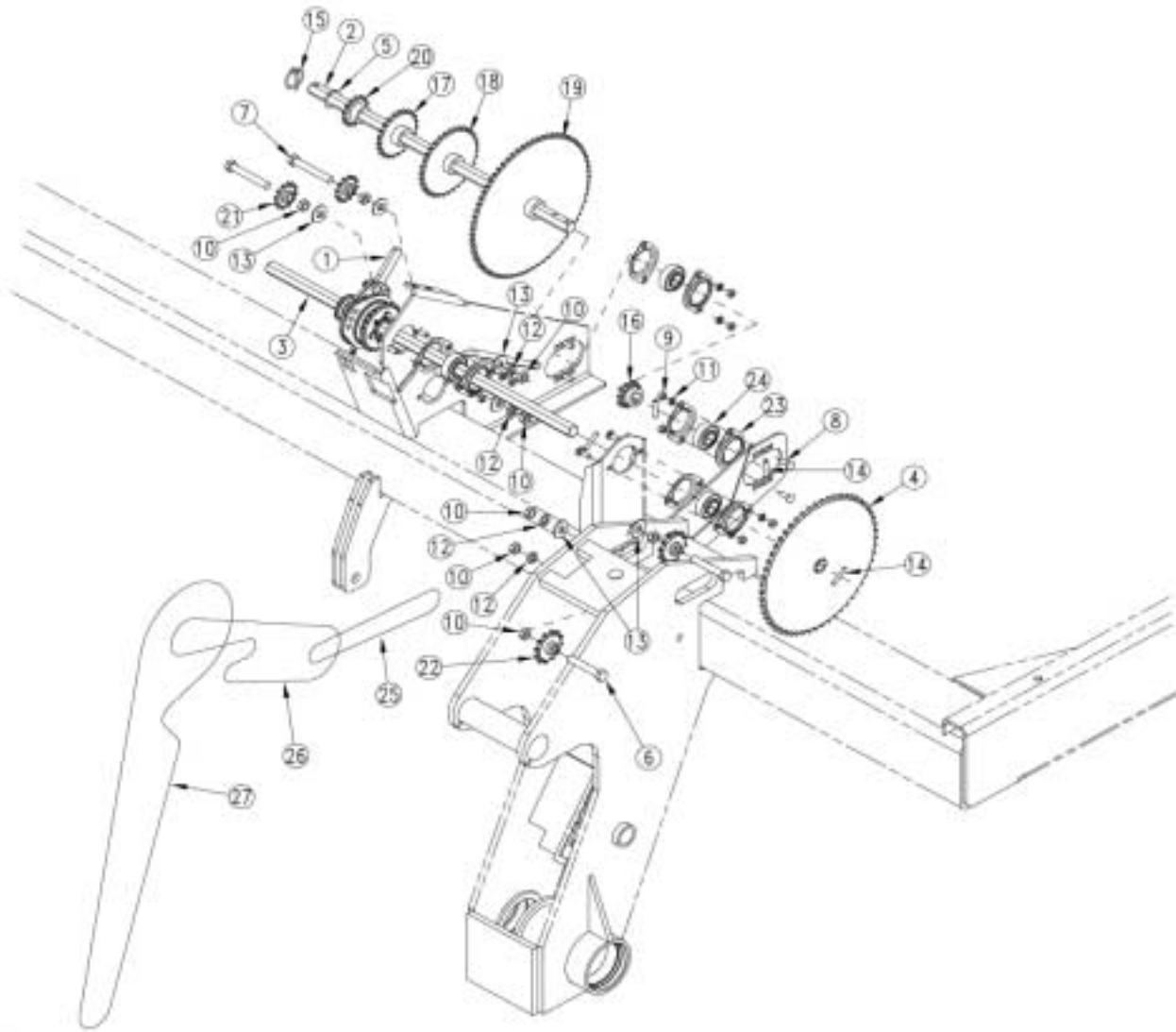
21625

Right Hand Drive (S/N YY1152+)

Ref.	Part No.	Part Description	Comments
1.	195-129H	U-JOINT YOKE, 7/8 HEX BORE	
2.	195-152K	3S-3000 LH WING CLUTCH ASSY	
3.	195-232H	SPKT 50A56 WITH 7/8 HEX HUB	
4.	195-243D	7/8 HEX SPROCKET WASHER	Used only if needed.
5.	195-259D	SEED JACK SHAFT 7/8 HEX WING	
6.	195-260D	POWER SHAFT 7/8 HEX RH OUTPUT	
7.	802-039C	HHCS 1/2-13X3 GR5	
8.	802-041C	HHCS 1/2-13X3 1/2 GR5	
9.	802-282C	RHSNB 5/16-18X1 GR5	
10.	803-008C	NUT HEX 5/16-18 PLT	
11.	803-036C	NUT HEX JAM 1/2-13 PLT	
12.	804-009C	WASHER LOCK SPRING 5/16 PLT	
13.	804-015C	WASHER LOCK SPRING 1/2 PLT	
14.	804-113C	WASHER FLAT 1/2 USS HARD PLT	
15.	805-180C	PIN ROLL 1/4 X 1 1/2 LG PLT	
16.	805-240C	PIN LYNCH 3/16 X 1 9/16 LONG	
17.	808-143C	SPKT 40B12 7/8 HEX BORE W/SS	
18.	808-256C	SPKT 40B23 X 7/8 HEX BORE	
19.	808-257C	SPKT 40B34 X 7/8 HEX BORE	
20.	808-258C	SPKT 40B72 X 7/8 HEX BORE	
21.	808-259C	SPKT 40B14 X 7/8 HEX BORE	
22.	817-025C	NO. 40 12T IDLER SPKT.	
23.	817-423C	NO. 50 12T IDLER SPKT	
24.	822-032C	FLANGETTE 52 MST	
25.	822-119C	BRG.7/8HEX BR 52MM SPHRICAL OD	
26.	136-111D	CHAIN RL #40 68 PITCHES	
27.	136-122D	CHAIN RL #40 129 PITCHES	
28.	136-173D	CHAIN RL #50 X 161 PITCHES	
29.	802-413C	HHCS 1/2-13X4 1/2 GR5	
30.	803-169C	NUT HEX FLG. LOCK 1/2-13 PLT	

Legend: ● = 1st revision; ● = 2nd revision; ● = 3rd revision; ● = use up existing stock; ⊗ = not interchangeable; ⊗ ① ● = for example: revision 2 is not interchangeable w/revision 1

Left Hand Drive (S/N YY1151-)

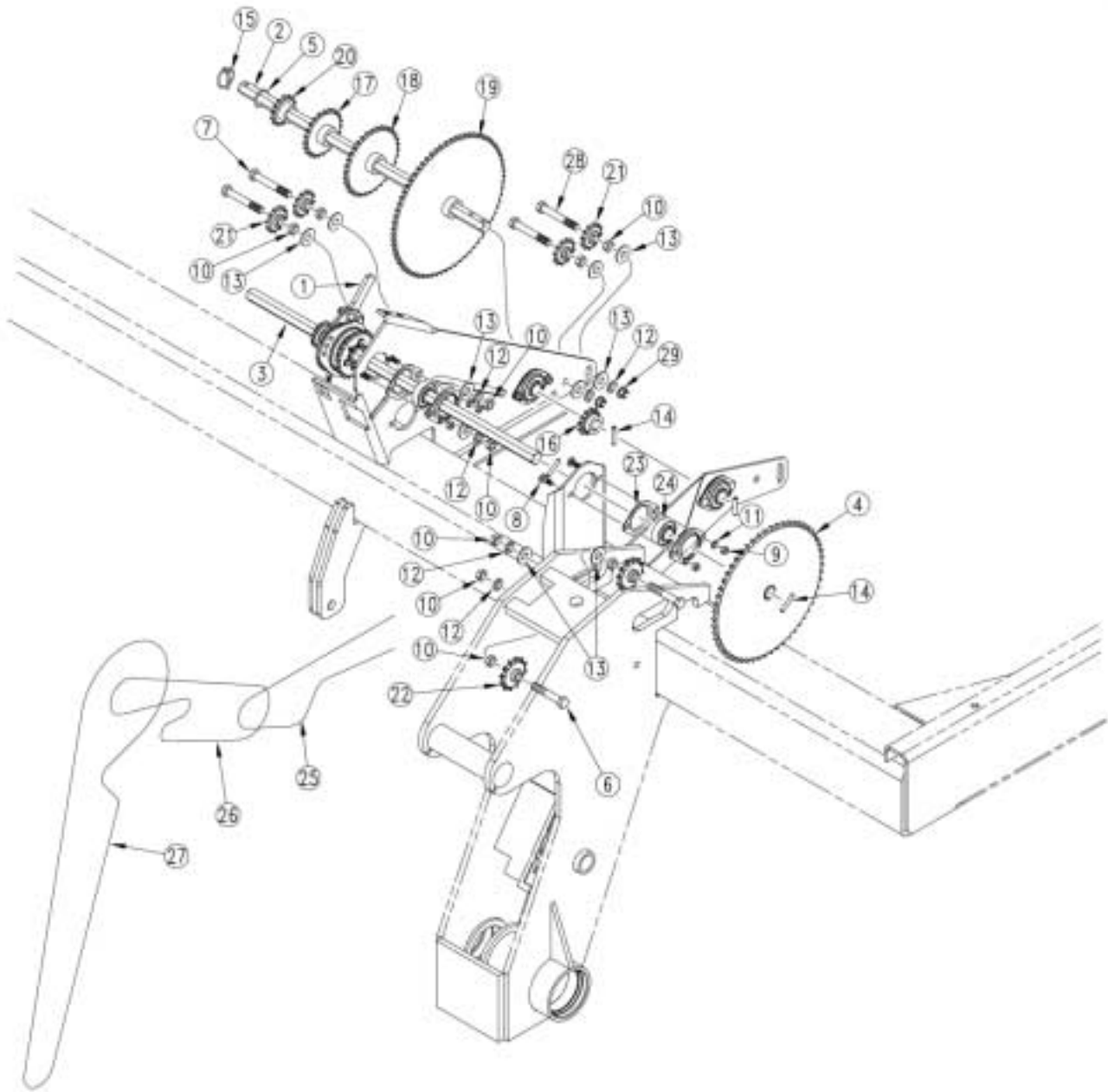


Left Hand Drive (S/N YY1151-)

Ref.	Part No.	Part Description	Comments
1.	195-152K	3S-3000 LH WING CLUTCH ASSY	
2.	195-172D	SEED JACKSHAFT 7/8 HEX CENTER	
3.	195-189D	POWER SHAFT 7/8 HEX LH	
4.	195-232H	SPKT 50A56 WITH 7/8 HEX HUB	
5.	195-243D	7/8 HEX SPROCKET WASHER	Used only if needed.
6.	802-039C	HHCS 1/2-13X3 GR5	
7.	802-041C	HHCS 1/2-13X3 1/2 GR5	
8.	802-282C	RHSNB 5/16-18X1 GR5	
9.	803-008C	NUT HEX 5/16-18 PLT	
10.	803-036C	NUT HEX JAM 1/2-13 PLT	
11.	804-009C	WASHER LOCK SPRING 5/16 PLT	
12.	804-015C	WASHER LOCK SPRING 1/2 PLT	
13.	804-113C	WASHER FLAT 1/2 USS HARD PLT	
14.	805-180C	PIN ROLL 1/4 X 1 1/2 LG PLT	
15.	805-240C	PIN LYNCH 3/16 X 1 9/16 LONG	
16.	808-143C	SPKT 40B12 7/8 HEX BORE W/SS	
17.	808-256C	SPKT 40B23 X 7/8 HEX BORE	
18.	808-257C	SPKT 40B34 X 7/8 HEX BORE	
19.	808-258C	SPKT 40B72 X 7/8 HEX BORE	
20.	808-259C	SPKT 40B14 X 7/8 HEX BORE	
21.	817-025C	NO. 40 12T IDLER SPKT.	
22.	817-423C	NO. 50 12T IDLER SPKT	
23.	822-032C	FLANGETTE 52 MST	
24.	822-119C	BRG.7/8HEX BR 52MM SPHRICAL OD	
25.	136-111D	CHAIN RL #40 68 PITCHES	
26.	136-122D	CHAIN RL #40 129 PITCHES	
27.	136-173D	CHAIN RL #50 X 161 PITCHES	

Legend: ● = 1st revision; ● = 2nd revision; ● = 3rd revision; ● = use up existing stock; ⊗ = not interchangeable; ⊗ ① ● = for example: revision 2 is not interchangeable w/revision 1

Left Hand Drive (S/N YY1152+)



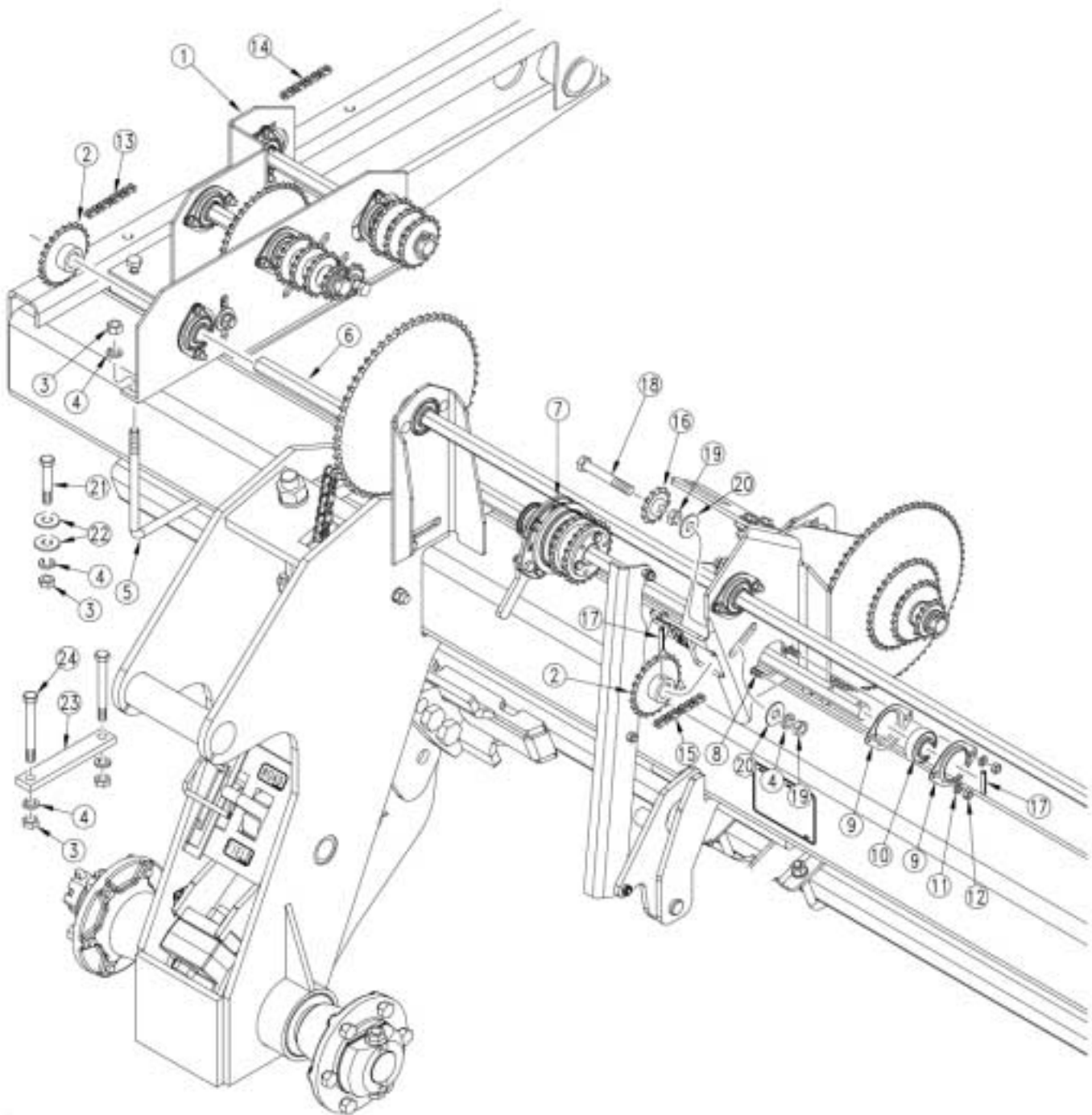
21624

Left Hand Drive (S/N YY1152+)

Ref.	Part No.	Part Description	Comments
1.	195-152K	3S-3000 LH WING CLUTCH ASSY	
2.	195-172D	SEED JACKSHAFT 7/8 HEX CENTER	
3.	195-189D	POWER SHAFT 7/8 HEX LH	
4.	195-232H	SPKT 50A56 WITH 7/8 HEX HUB	
5.	195-243D	7/8 HEX SPROCKET WASHER	Used only if needed.
6.	802-039C	HHCS 1/2-13X3 GR5	
7.	802-041C	HHCS 1/2-13X3 1/2 GR5	
8.	802-282C	RHSNB 5/16-18X1 GR5	
9.	803-008C	NUT HEX 5/16-18 PLT	
10.	803-036C	NUT HEX JAM 1/2-13 PLT	
11.	804-009C	WASHER LOCK SPRING 5/16 PLT	
12.	804-015C	WASHER LOCK SPRING 1/2 PLT	
13.	804-113C	WASHER FLAT 1/2 USS HARD PLT	
14.	805-180C	PIN ROLL 1/4 X 1 1/2 LG PLT	
15.	805-240C	PIN LYNCH 3/16 X 1 9/16 LONG	
16.	808-143C	SPKT 40B12 7/8 HEX BORE W/SS	
17.	808-256C	SPKT 40B23 X 7/8 HEX BORE	
18.	808-257C	SPKT 40B34 X 7/8 HEX BORE	
19.	808-258C	SPKT 40B72 X 7/8 HEX BORE	
20.	808-259C	SPKT 40B14 X 7/8 HEX BORE	
21.	817-025C	NO. 40 12T IDLER SPKT.	
22.	817-423C	NO. 50 12T IDLER SPKT	
23.	822-032C	FLANGETTE 52 MST	
24.	822-119C	BRG.7/8HEX BR 52MM SPHRICAL OD	
25.	136-111D	CHAIN RL #40 68 PITCHES	
26.	136-122D	CHAIN RL #40 129 PITCHES	
27.	136-173D	CHAIN RL #50 X 161 PITCHES	
28.	802-413C	HHCS 1/2-13X4 1/2 GR5	
29.	803-169C	NUT HEX FLG. LOCK 1/2-13 PLT.	

Legend: ● = 1st revision; ● = 2nd revision; ● = 3rd revision; ● = use up existing stock; ⊗ = not interchangeable; ⊗ ① ● = for example: revision 2 is not interchangeable w/revision 1

Fertilizer Drive



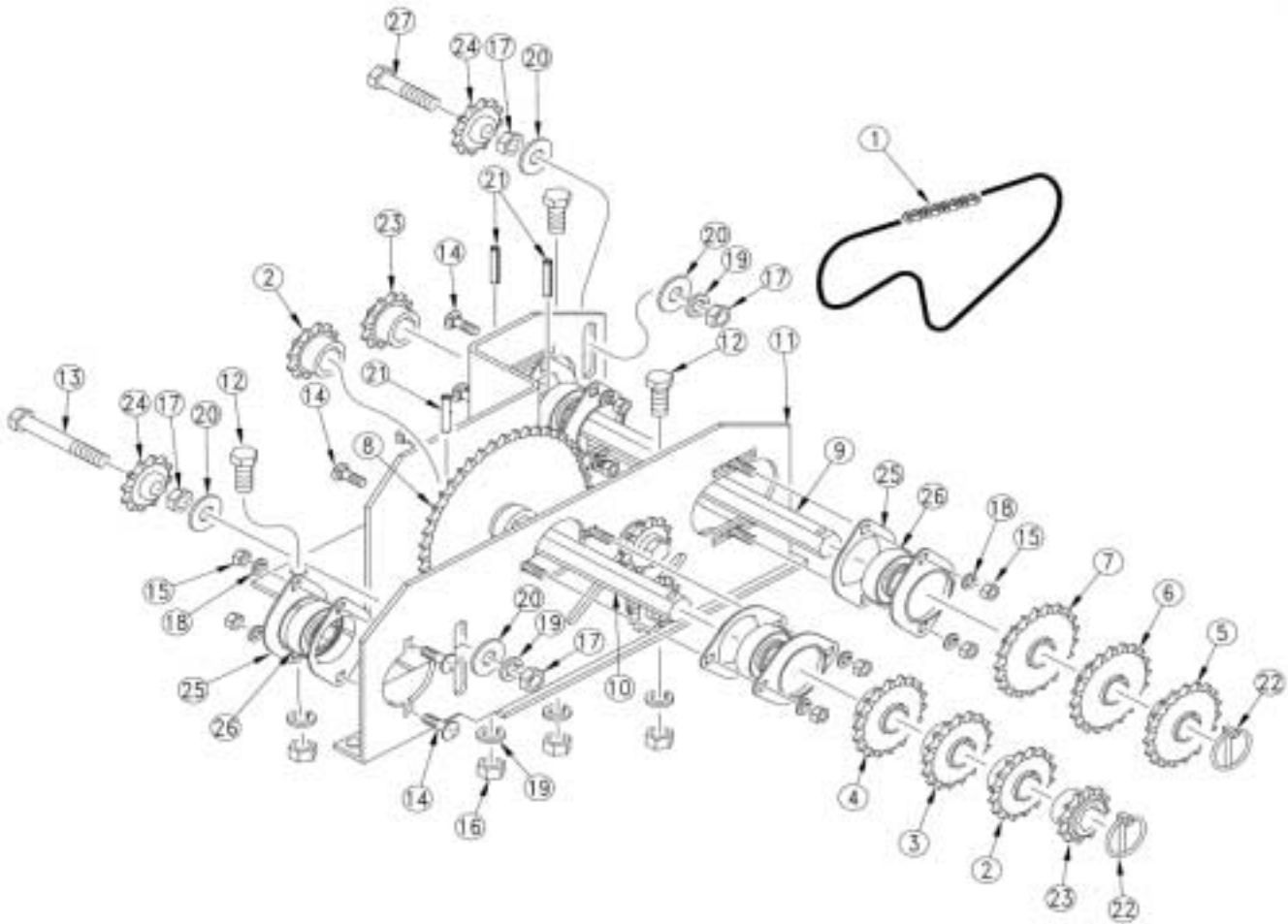
21523

Fertilizer Drive

Ref.	Part No.	Part Description	Comments
1.	195-273S	40'-3S FERT DR SUBASSY LH	Refer to page 8-22
2.	808-143C	SPKT 40B12 7/8 HEX BORE W/SS	
3.	803-020C	NUT HEX 1/2-13 PLT	
4.	804-015C	WASHER LOCK SPRING 1/2 PLT	
5.	806-060C	U-BOLT 1/2-13 X 6 1/32 X 7 1/4	
6.	195-271D 195-270D 195-272D	HEX SHAFT 7/8,4000 FERT JS RH HEX SHAFT 7/8,4000 FERT JS CTR HEX SHAFT 7/8,4000 FERT JS LH	
7.	195-187K 195-272K	3S-3000F LH WING CLUTCH ASSY 3S-4000F CTR CLUTCH ASSY	Refer to page 8-21 Refer to page 8-21
8.	802-282C	RHSNB 5/16-18X1 GR5	
9.	822-032C	FLANGETTE 52 MST	
10.	822-119C	BRG.7/8HEX BR 52MM SPHRICAL OD	
11.	804-009C	WASHER LOCK SPRING 5/16 PLT	
12.	803-008C	NUT HEX 5/16-18 PLT	
13.	136-151D	CHAIN RL #40 59 PITCHES	
14.	136-207D	CHAIN RL #40 109 PITCHES W/CON	
15.	136-064D	CHAIN RL #40 51 PITCHES	
16.	817-025C	NO. 40 12T IDLER SPKT.	
17.	805-180C	PIN ROLL 1/4 X 1 1/2 LG PLT	
18.	802-041C	HHCS 1/2-13X3 1/2 GR5	
19.	803-036C	NUT HEX JAM 1/2-13 PLT	
20.	804-113C	WASHER FLAT 1/2 USS HARD PLT	
21.	802-091C	HHCS 1/2-13X1 1/2 GR5	Left box only
22.	804-016C	WASHER FLAT 1/2 SAE PLT	
23.	195-007D	RH FERT DRIVE MNT CLAMP PLT	Use with marker only
24.	802-377C	HHCS 1/2-13X7 1/2 GR5	Use with marker only

Legend: ● = 1st revision; ● = 2nd revision; ● = 3rd revision; ● = use up existing stock; ⊗ = not interchangeable; ⊗ ① ● = for example: revision 2 is not interchangeable w/revision 1

Fertilizer Drive Subassembly

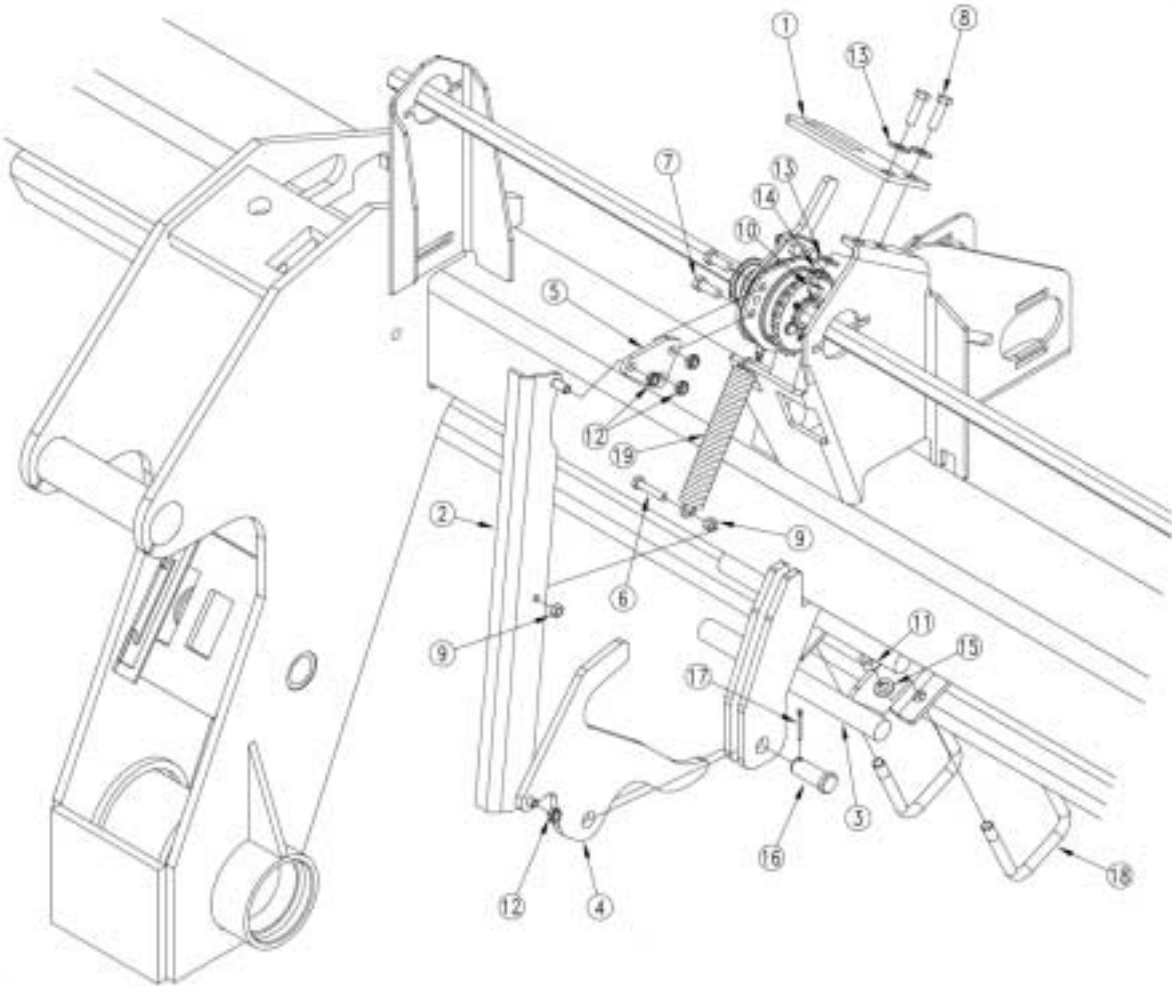


Fertilizer Drive Subassembly

Ref.	Part No.	Part Description	Comments
1.	136-027D	CHAIN RL #40 57 PITCHES	
2.	195-153H	SPKT 40B16T X 7/8 HEX BORE	
3.	195-154H	SPKT 40B17T X 7/8 HEX BORE	
4.	195-155H	SPKT 40B18T X 7/8 HEX BORE	
5.	195-156H	SPKT 40B19T X 7/8 HEX BORE	
6.	195-157H	SPKT 40B20T X 7/8 HEX BORE	
7.	195-158H	SPKT 40B21T X 7/8 HEX BORE	
8.	195-159H	SPKT 40B44T X 7/8 HEX BORE	
9.	195-210D	HEX SHAFT 7/8,FERT JACKSHAFT 2	
10.	195-268D	HEX SHAFT 7/8,FERT JACKSHAFT	
11.	195-269H	40'-3S FERT DRIVE WELDMENT RH	
12.	802-034C	HHCS 1/2-13X1 1/4 GR5	
13.	802-041C	HHCS 1/2-13X3 1/2 GR5	
14.	802-282C	RHSNB 5/16-18X1 GR5	
15.	803-008C	NUT HEX 5/16-18 PLT	
16.	803-020C	NUT HEX 1/2-13 PLT	
17.	803-036C	NUT HEX JAM 1/2-13 PLT	
18.	804-009C	WASHER LOCK SPRING 5/16 PLT	
19.	804-015C	WASHER LOCK SPRING 1/2 PLT	
20.	804-113C	WASHER FLAT 1/2 USS HARD PLT	
21.	805-180C	PIN ROLL 1/4 X 1 1/2 LG PLT	
22.	805-240C	PIN LYNCH 3/16 X 1 9/16 LONG	
23.	808-260C	SPKT 40B12 X 7/8 HEX BORE	
24.	817-025C	NO. 40 12T IDLER SPKT.	
25.	822-032C	FLANGETTE 52 MST	
26.	822-119C	BRG.7/8HEX BR 52MM SPHRICAL OD	
27.	802-130C	HHCS 1/2-13X2 1/2 GR5	

Legend: ● = 1st revision; ● = 2nd revision; ● = 3rd revision; ● = use up existing stock; ⊗ = not interchangeable; ⊗ ① ● = for example: revision 2 is not interchangeable w/revision 1

Clutch Linkage

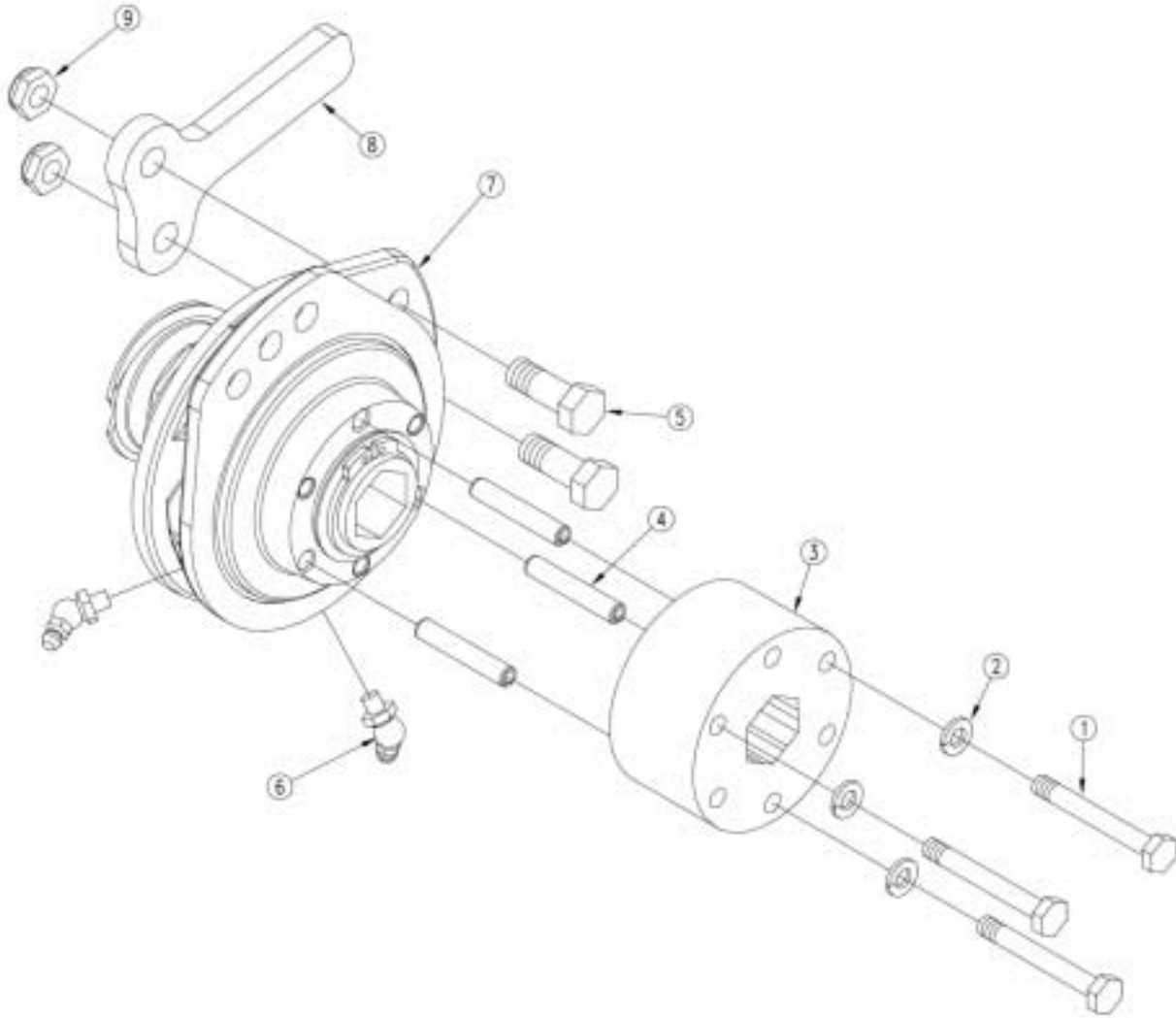


Clutch Linkage

Ref.	Part No.	Part Description	Comments
1.	152-263D	CLUTCH ENGAGE TAB	
2.	195-130H	CLUTCH SHUTOFF LINK, 00 SERIES	
3.	195-131H	SUBFRM CLUTCH BRKT,SOLID STAND	
4.	195-144D	CLUTCH SHUTOFF CAM, 00 SERIES	
5.	195-254D	CLUTCH PULL TAB	
6.	802-012C	HHCS 5/16-18X1 1/2 GR5	
7.	802-017C	HHCS 3/8-16X1 GR5	
8.	802-079C	HHCS 3/8-16X1 1/4 GR5	
9.	803-008C	NUT HEX 5/16-18 PLT	
10.	803-014C	NUT HEX 3/8-16 PLT	
11.	803-020C	NUT HEX 1/2-13 PLT	
12.	803-215C	NUT NYLOCK JAM THIN 3/8-16 PLT	
13.	804-011C	WASHER FLAT 3/8 USS PLT	
14.	804-013C	WASHER LOCK SPRING 3/8 PLT	
15.	804-015C	WASHER LOCK SPRING 1/2 PLT	
16.	805-083C	PIN CLEVIS 3/4 X 1 1/2	
17.	805-109C	PIN COTTER 1/8 X 1 1/4 PLT	
18.	806-066C	U-BOLT 1/2-13 X 3 1/32 X 4	
19.	807-072C	SPRING EXT 1 1/16 ODX.120WX5.5	

Legend: ● = 1st revision; ● = 2nd revision; ● = 3rd revision; ● = use up existing stock; ⊗ = not interchangeable; ⊗ ① ● = for example: revision 2 is not interchangeable w/revision 1

Center Clutch Breakdown (195-246K)

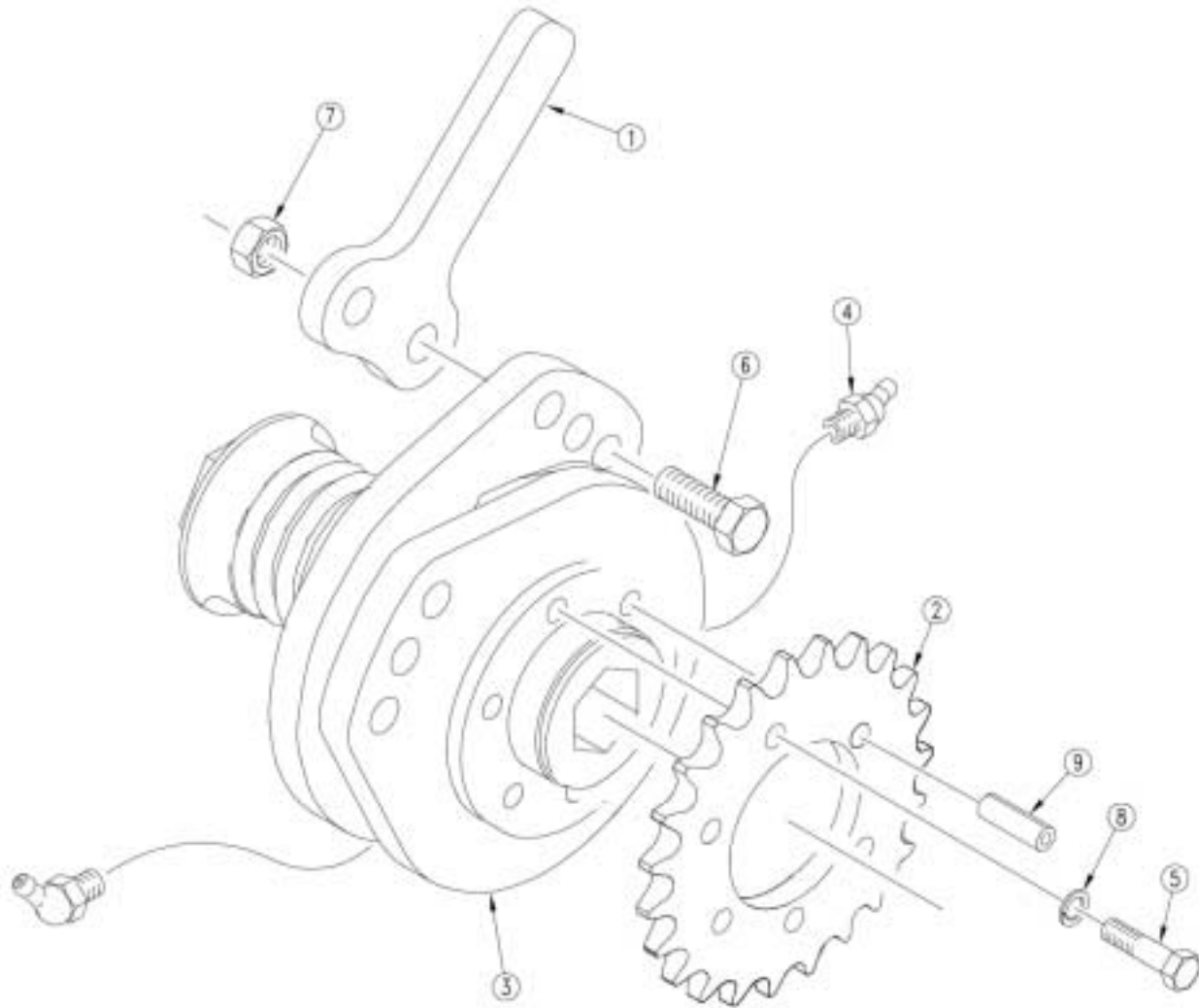


Center Clutch Breakdown (195-246K)

Ref.	Part No.	Part Description	Comments
1.	802-152C	HHCS 1/4-20X2 GR5	
2.	804-006C	WASHER LOCK SPRING 1/4 PLT	
3.	195-170D	CLUTCH ADAPTOR 7/8 HEX BORE	
4.	805-180C	PIN ROLL 1/4 X 1 1/2 LG PLT	
5.	802-017C	HHCS 3/8-16X1 GR5	
6.	800-058C	GREASE ZERK 1/4-28 X 45-DEG	
7.	176-042S	JAW CLUTCH CW EXT 7/8 HEX	
8.	152-262D	CLUTCH ENGAGE ARM	
9.	803-215C	NUT NYLOCK JAM THIN 3/8-16 PLT	

Legend: ① = 1st revision; ② = 2nd revision; ③ = 3rd revision; ● = use up existing stock; ⊗ = not interchangeable; ⊗ ① ② = for example: revision 2 is not interchangeable w/revision 1

Left Hand Clutch Breakdown (195-152K)

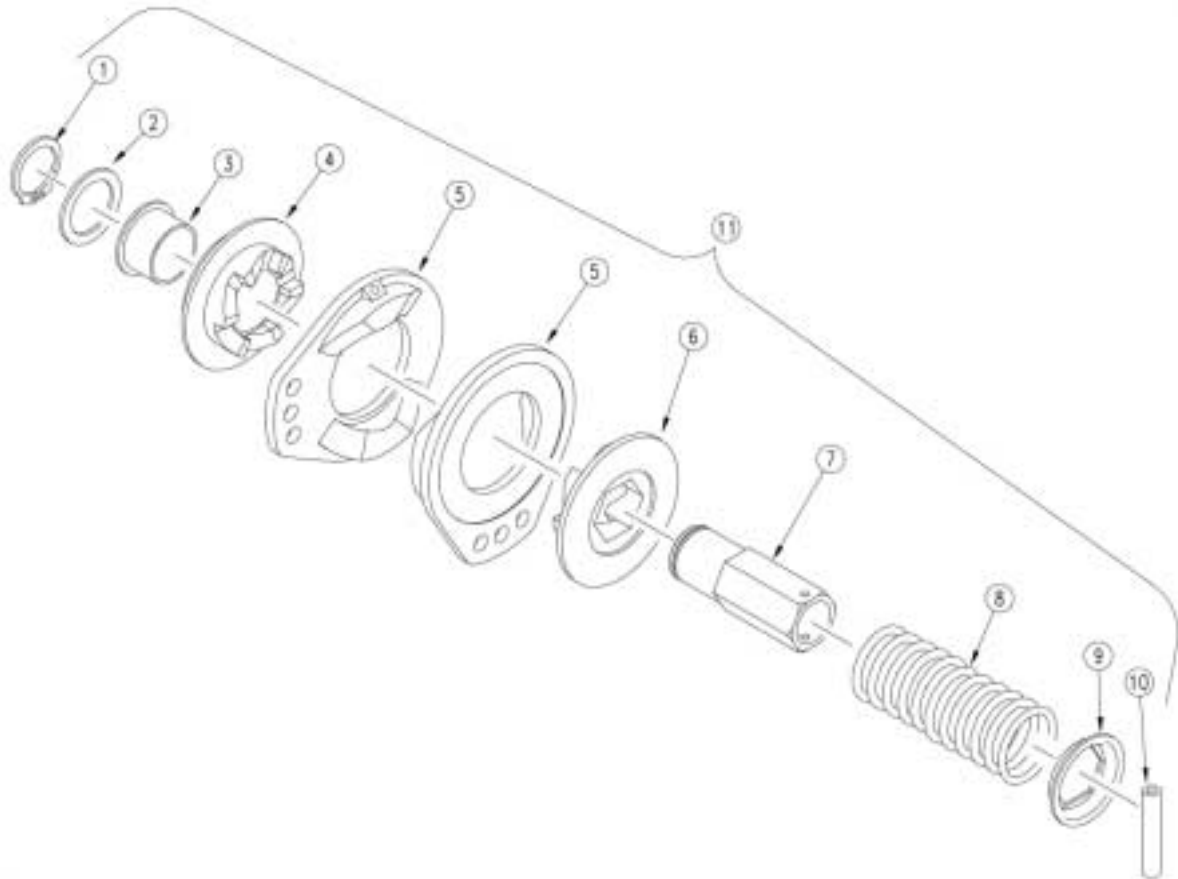


Left Hand Clutch Breakdown (195-152K)

Ref.	Part No.	Part Description	Comments
1.	152-262D	CLUTCH ENGAGE ARM	
2.	808-240C	SPKT 40A23X1.813-1.818 BR/6HOL	
3.	176-042S	JAW CLUTCH CW EXT 7/8 HEX	
4.	800-058C	GREASE ZERK 1/4-28 X 45-DEG	
5.	802-004C	HHCS 1/4-20X3/4 GR5	
6.	802-017C	HHCS 3/8-16X1 GR5	
7.	803-215C	NUT NYLOCK JAM THIN 3/8-16 PLT	
8.	804-006C	WASHER LOCK SPRING 1/4 PLT	
9.	805-026C	PIN ROLL 1/4 X 3/4 PLT	

Legend: ● = 1st revision; ● = 2nd revision; ● = 3rd revision; ● = use up existing stock; ⊗ = not interchangeable; ⊗ ① ● = for example: revision 2 is not interchangeable w/revision 1

Jaw Clutch

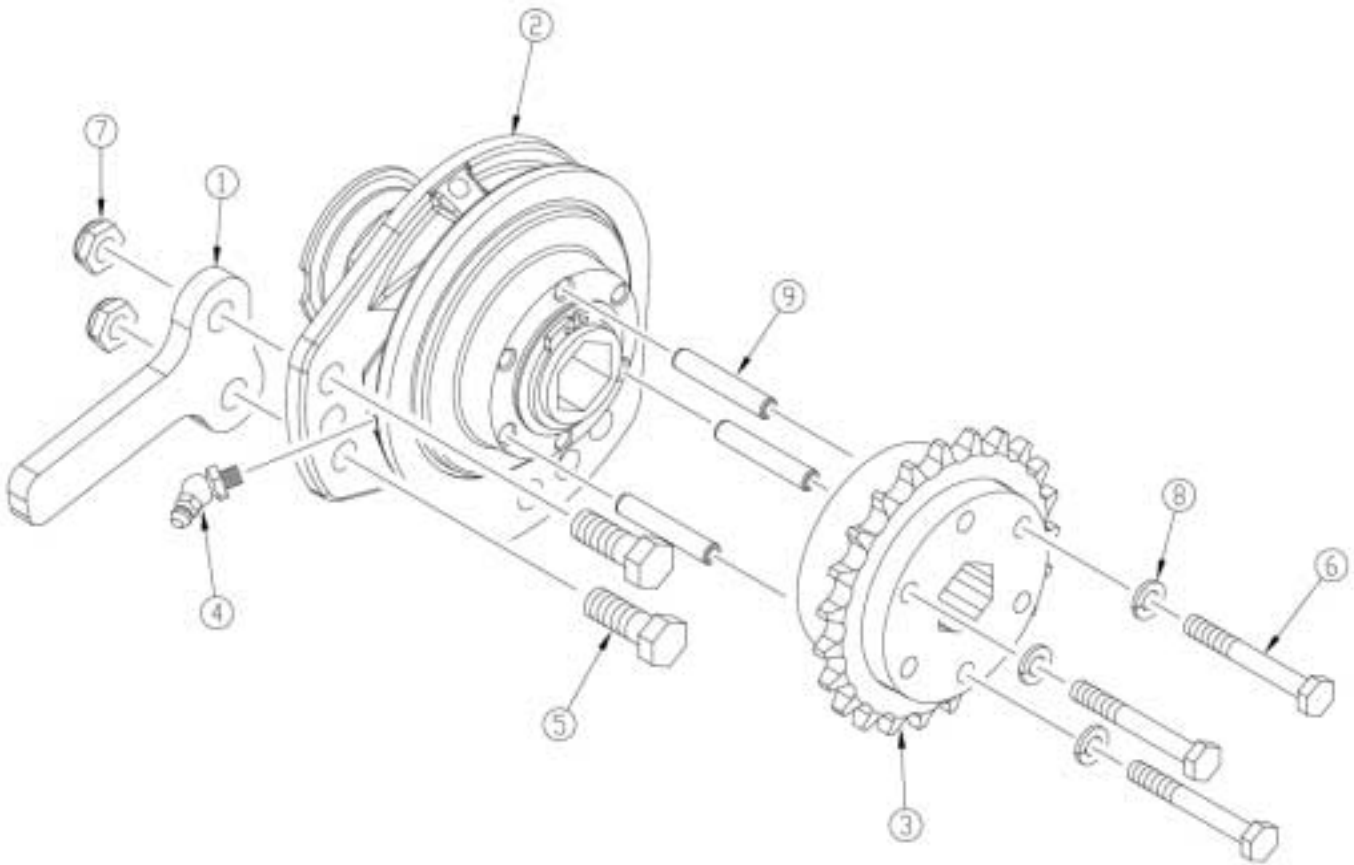


Jaw Clutch

Ref.	Part No.	Part Description	Comments
1.	800-177C	SNAP RING EXT 1 1/4 HEAVY	
2.	176-065D	CLUTCH FRICTION WASHER	
3.	817-111C	BEARING 1 1/4 ID X 1 13/32 OD	
4.	176-078D	CLUTCH DRIVE PLATE LONG - CW	
5.	176-080D	CLUTCH CAM PLATE	
6.	176-076D	CLUTCH SLIDE PLATE - CW	
7.	176-084D	CLUTCH HUB 7/8 HEX BORE	
8.	807-097C	SPRING COMP 2 1/16 OD X 4 LG	
9.	176-066D	CLUTCH SPRING RETAINER	
10.	805-024C	PIN ROLL 3/16X 1 1/2 PLT	
11.	176-042S	JAW CLUTCH CW EXT 7/8 HEX	

Legend: ● = 1st revision; ● = 2nd revision; ● = 3rd revision; ● = use up existing stock; ⊗ = not interchangeable; ⊗ ① ● = for example: revision 2 is not interchangeable w/revision 1

Fertilizer Clutch Center Box Breakdown (195-272K)

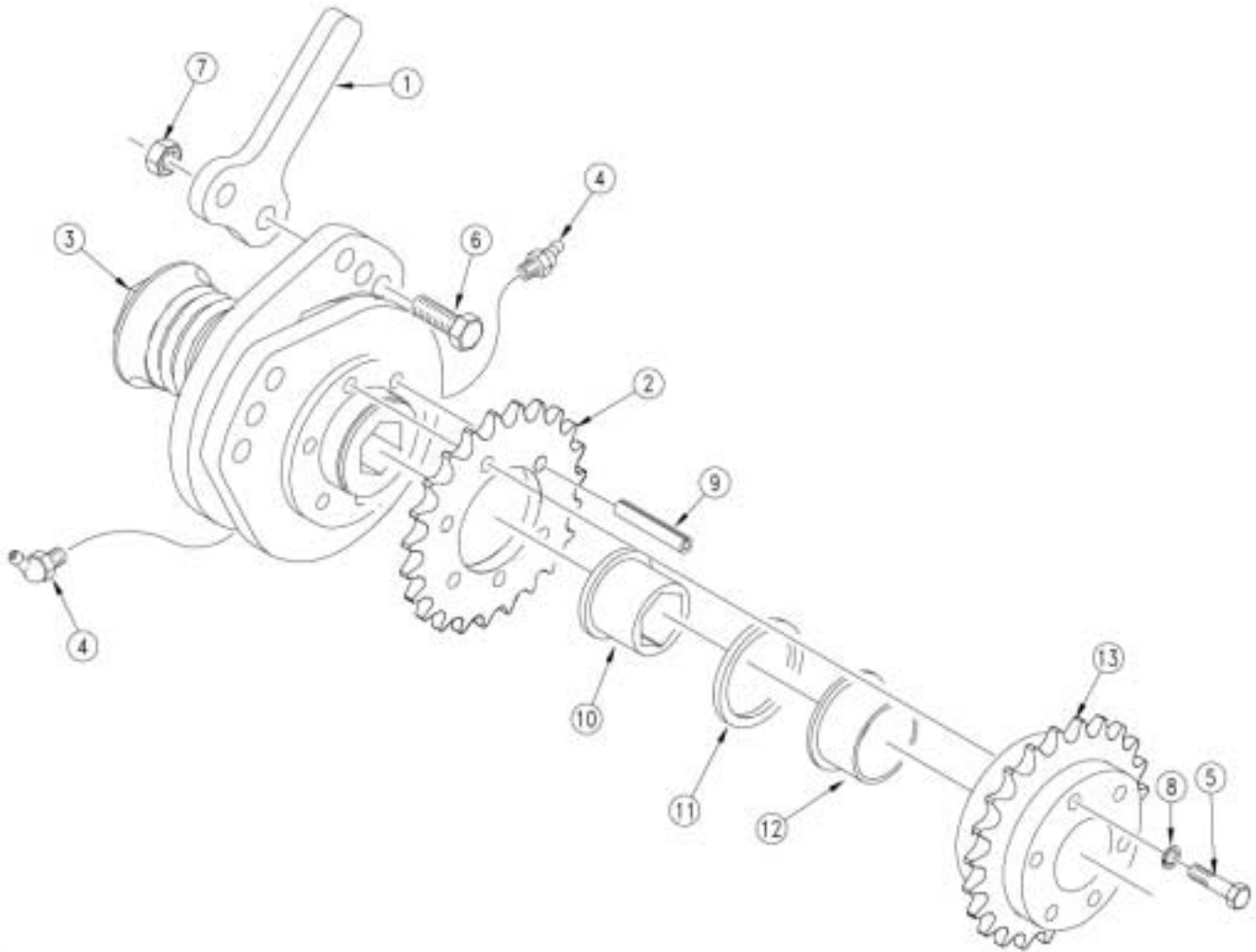


Fertilizer Clutch Center Box Breakdown (195-272K)

Ref.	Part No.	Part Description	Comments
1.	152-262D	CLUTCH ENGAGE ARM	
2.	176-042S	JAW CLUTCH CW EXT 7/8 HEX	
3.	195-280H	SPKT CLUTCH 40B23T 7/8HEX BORE	
4.	800-058C	GREASE ZERK 1/4-28 X 45-DEG	
5.	802-017C	HHCS 3/8-16X1 GR5	
6.	802-152C	HHCS 1/4-20X2 GR5	
7.	803-215C	NUT NYLOCK JAM THIN 3/8-16 PLT	
8.	804-006C	WASHER LOCK SPRING 1/4 PLT	
9.	805-180C	PIN ROLL 1/4 X 1 1/2 LG PLT	

Legend: ● = 1st revision; ● = 2nd revision; ● = 3rd revision; ● = use up existing stock; ⊗ = not interchangeable; ⊗ ① ● = for example: revision 2 is not interchangeable w/revision 1

Fertilizer Clutch LH/RH Box Breakdown (195-187K)



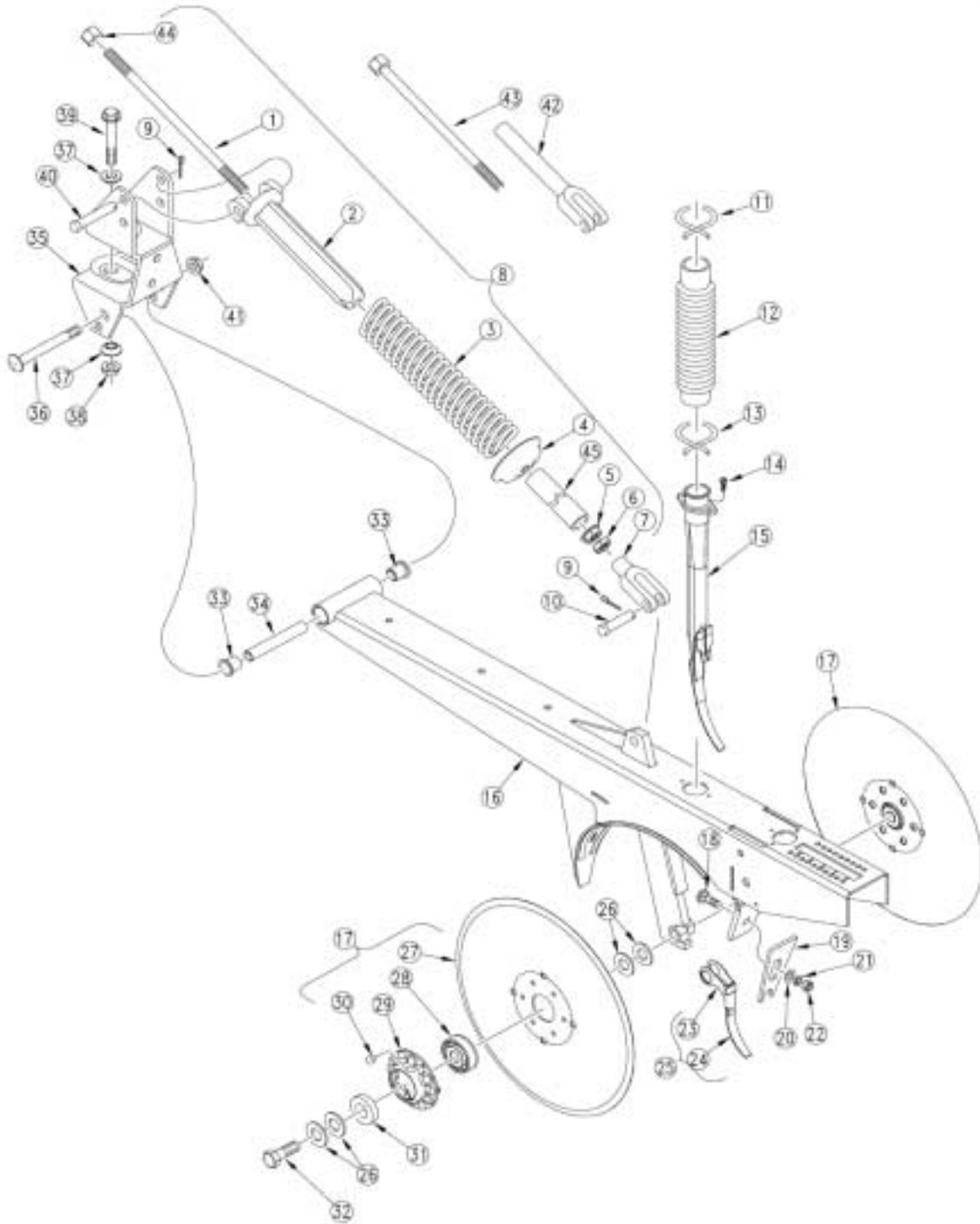
16465

Fertilizer Clutch LH/RH Box Breakdown (195-187K)

Ref.	Part No.	Part Description	Comments
1.	152-262D	CLUTCH ENGAGE ARM	
2.	808-240C	SPKT 40A23X1.813-1.818 BR/6HOL	
3.	176-042S	JAW CLUTCH CW EXT 7/8 HEX	
4.	800-058C	GREASE ZERK 1/4-28 X 45-DEG	
5.	802-152C	HHCS 1/4-20X2 GR5	
6.	802-017C	HHCS 3/8-16X1 GR5	
7.	803-215C	NUT NYLOCK JAM THIN 3/8-16 PLT	
8.	804-006C	WASHER LOCK SPRING 1/4 PLT	
9.	805-180C	PIN ROLL 1/4 X 1 1/2 LG PLT	
10.	195-222D	BEARING 7/8 HEX ID X 1.254 OD	
11.	176-065D	CLUTCH FRICTION WASHER	
12.	817-111C	BEARING 1 1/4 ID X 1 13/32 OD	
13.	195-160H	SPKT CLUTCH 40B23T RND BORE	

Legend: ● = 1st revision; ● = 2nd revision; ● = 3rd revision; ● = use up existing stock; ⊗ = not interchangeable; ⊗ ① ● = for example: revision 2 is not interchangeable w/revision 1

00 Series Opener

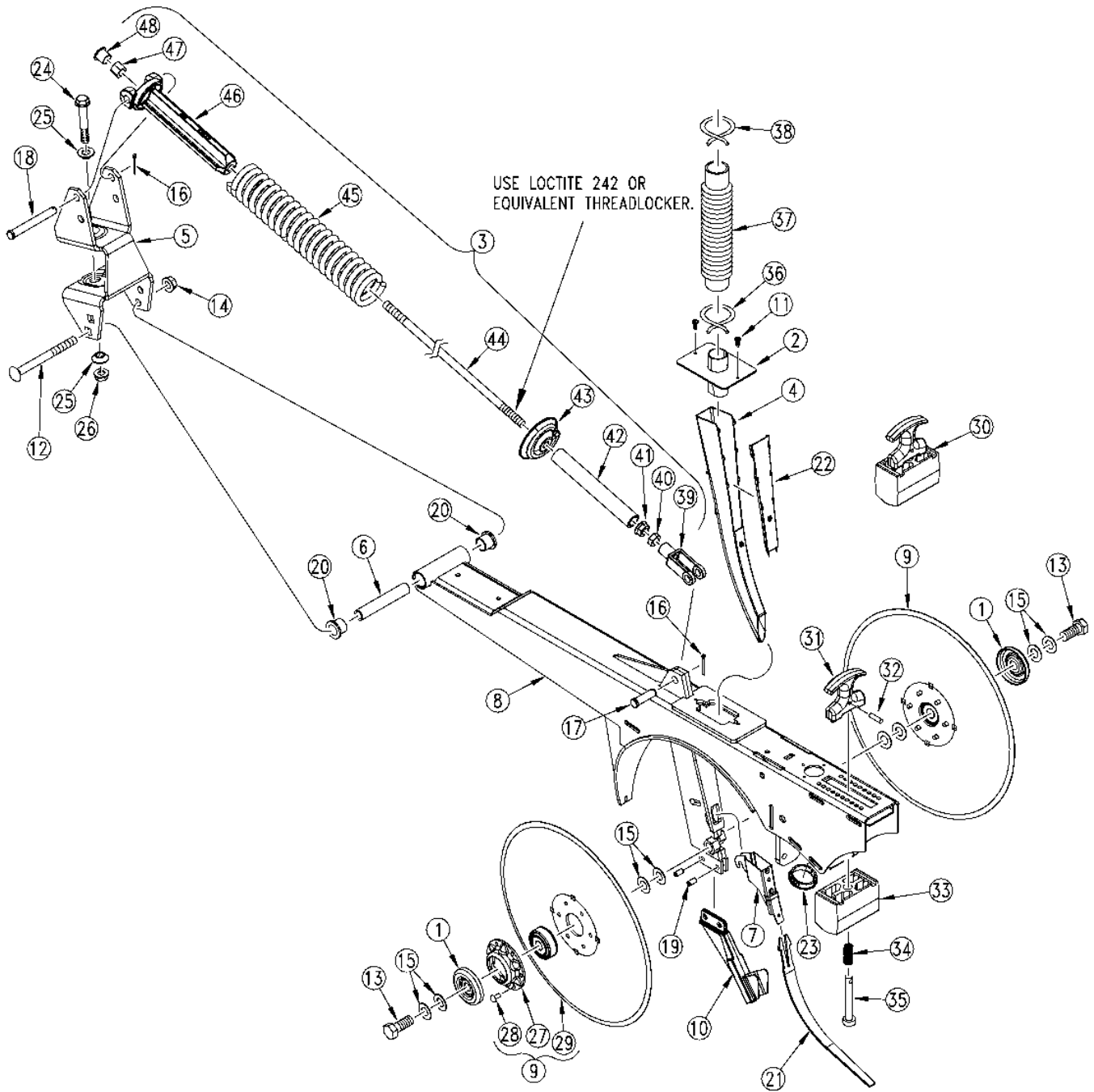


00 Series Opener

Ref.	Part No.	Part Description	Comments
1.	800-322C	STUD 1/2-13X17.6 SPTH D DBBLEND	
2.	121-167D	OPNR SPRING RD TRUNION	
3.	807-159C	SPRING COMP 2 1/2ODX3/8X12 7/8	
4.	121-154D	SPRING STOP STAMPING	
5.	803-193C	NUT HEX FLANGE 1/2-13 GR G PLT	
6.	803-036C	NUT HEX JAM 1/2-13 PLT	
7.	121-166D	ADJ. YOKE END	
	812-245C	ADJUSTABLE YOKE END	
8.	121-762S	OPENER SPRING ROD ASSY. LONG	Includes items 1-7
	121-763S	OPENER SPRING ROD ASSY. SHRT.	
9.	805-109C	PIN COTTER 1/8 X 1 1/4 PLT	
10.	805-127C	PIN CLEVIS 1/2 X 1 3/4	
11.	800-009C	CLAMP HOSE 1 5/8 NO. 26	
12.	816-239C	SEED HOSE 56 RIBS X 11 LONG	
13.	800-268C	SINGLE WIRE HOSE CLAMP #23	
14.	801-002C	SCREW HEX SLT10-16X3/8P.THD CT	
15.	817-314C	OPENER SEED TUBE, PLASTIC	
16.	121-702H	OPENER WELDMENT - LONG	
	121-703H	OPENER WELDMENT - SHORT	
17.	107-133S	D.D. W/ 205 BRG ASSY-PLT FLNG	Includes items 27-30
18.	802-015C	RHSNB 3/8-16X1 GR5	
19.	107-113D	D.D. SLOTTED SCRAPER	
20.	804-012C	WASHER FLAT 3/8 SAE PLT	
21.	804-013C	WASHER LOCK SPRING 3/8 PLT	
22.	803-014C	NUT HEX 3/8-16 PLT	
23.	121-164D	HEX SEED FLAP MOUNTING CLIP	
24.	816-302C	SEED FLAP, RUBBER, SEED-LOK	
25.	122-242S	SEED FLAP & HEX CLIP, SEEDLOK	Includes items 23,24
26.	804-040C	WASHER MACH 1.19 X .63 X 18GA	
27.	820-155C	FLAT DISK STEEL	
28.	188-001V	BEARING AA205DD	
29.	890-466C	RIBB BRG FLNG .266 MT HOLE PLT	
30.	800-213C	RIVET,BUTTON HEAD 1/4 X 9/16	
31.	107-111D	DD BRG FLANGE DUST COVER	
32.	802-228C	HHCS 5/8-11X1 1/2 GR5 NYL	
33.	817-084C	PARALLEL ARM PIVOT BUSHING	
34.	142-198D	STRAIGHT ARM OPENER PIVOT PIPE	
35.	121-151D	OPENER MOUNTING BRACKET	
36.	802-121C	RHSNB 1/2-13X5 1/2 GR5	
37.	804-154C	WASHER POWDER METAL CONE 1/2	
38.	803-019C	NUT LOCK 1/2-13 PLT	
39.	802-045C	HHCS 1/2-13X5 GR5	
40.	805-234C	PIN CLEVIS 1/2 X 4 PLATED	
41.	803-169C	NUT HEX FLG. LOCK 1/2-13 PLT	
42.	121-152D	LONG YOKE OBSO RPB Y 221-100K	Order kit 221-100K
43.	802-550C	HHCS 1/2-13X10 SPTH D GR8	Order kit 221-100K long opener only
44.	803-310C	NUT HEX 1/2-20 X 5/8 HIGH	
45.	121-169D	SPACER TB ALUM 1ODX 1/2 X 7.28	

Legend: ● = 1st revision; ● = 2nd revision; ● = 3rd revision; ● = use up existing stock; ⊗ = not interchangeable; ⊗ ① ● = for example: revision 2 is not interchangeable w/revision 1

HD 00 Series long Arm Opener



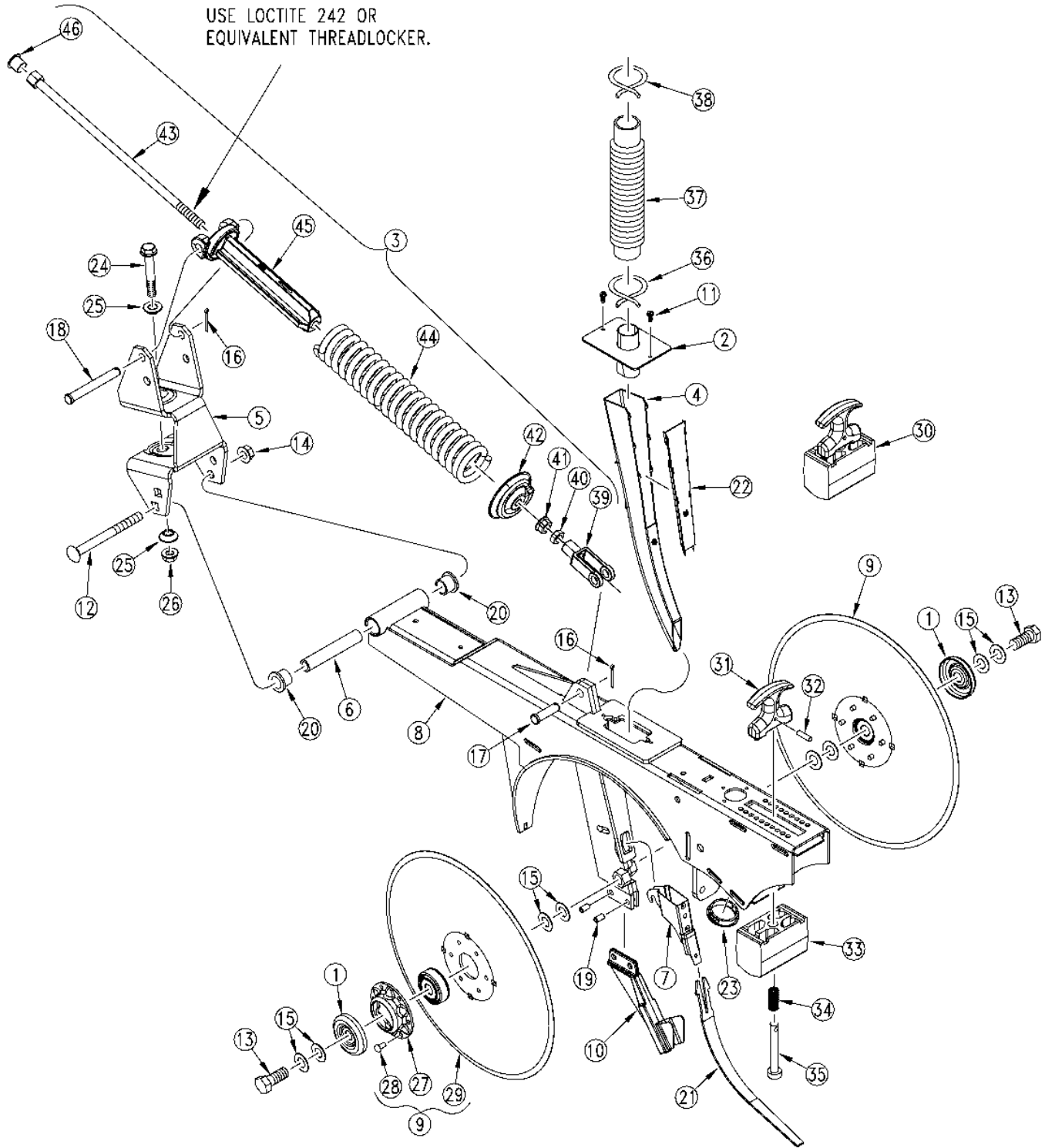
24426

HD 00 Series long Arm Opener

Ref.	Part No.	Part Description	Comments
1.	107-111D	DD BRG FLANGE DUST COVER	
2.	121-002H	UPPER SEED TUBE WELDMENT	
3.	121-005S	OPENER SPRING ROD ASSY. LONG.	
4.	121-045D	SEED TUBE 00 HD SMOOTH FLOW	
5.	121-151D	OPENER MOUNTING BRACKET	
6.	142-198D	STRAIGHT ARM OPENER PIVOT PIPE	
7.	198-331D	SEED TUBE 25S HOOK CLIP	
8.	221-131H	OPENER WELDMENT-HD 00 LONG	
9.	404-121S	4.0 MM 15 DISC W/ 5/8 ASSY	
10.	404-170H	25P SCRAPER SEPARATOR WLDMT	
11.	801-002C	SCREW HEX SLT10-16X1/2P.THD CT	
12.	802-121C	RHSNB 1/2-13X5 1/2 GR5	
13.	802-228C	HHCS 5/8-11X1 1/2 GR5 NYL	
14.	803-169C	NUT HEX FLG. LOCK 1/2-13 PLT.	
15.	804-040C	WASHER MACH 1.19 X .63 X 18GA	
16.	805-109C	PIN COTTER 1/8 X 1 1/4 PLT	
17.	805-127C	PIN CLEVIS 1/2 X 1 3/4	
18.	805-234C	PIN CLEVIS 1/2 X 4 PLATED	
19.	805-335C	PIN ROLL 5/16 X 5/8 PLT	
20.	817-084C	PARALLEL ARM PIVOT BUSHING	
21.	817-349C	SEED FLAP, UHMW, LONG	
	816-536C	SEED FLAP-RUBBER, SEED-LOK LNG	
22.	817-697C	SEED TUBE 00S SMOOTH CAP	
23.	817-688C	HOLE PLUG 1 3/4	
24.	802-045C	HHCS 1/2-13X5 GR5	
25.	804-154C	WASHER POWDER METAL CONE 1/2	
26.	803-019C	NUT LOCK 1/2-13 PLT	
27.	107-137V	FLANGE AND BEARING ASSY	
28.	800-213C	RIVET,BUTTON HEAD 1/4 X 1/2	
29.	820-287C	4.0 MM 15 DISK (21 DEG BEVEL)	
30.	122-001S	PW ADJUST TRUNION ASSY	
31.	817-328C	T-HANDLE ASSEMBLY	
32.	805-186C	PIN ROLL 5/32 X 5/8 PLT	
33.	817-347C	OPENER TRUNION	
34.	807-106C	SPRING .540 O.D.X 1 1/4 X.054W	
35.	805-385C	PIN CLEVIS 3/8 X 3 PLT	
36.	800-292C	HOSE CLAMP 1 13/32 NO. 22	
37.	816-239C	SEED HOSE 56 RIBS X 11 LONG	
38.	800-009C	CLAMP HOSE 1 5/8 NO. 26	
39.	121-044D	ADJ. YOKE END, 11/16" OPENING	
40.	803-036C	NUT HEX JAM 1/2-13 PLT	
41.	803-193C	NUT HEX FLANGE 1/2-13 GR G PLT	
42.	121-169D	SPACER TB ALUM 1ODX 1/2 X 7.28	
43.	121-154D	SPRING STOP STAMPING	
44.	800-322C	STUD 1/2-13X17.6 SPTHD DBBLEND	
45.	807-262C	SPRING COMP 2.56ODX.393X12.875	
46.	812-236C	OPNR SPRING RD TRUNION CASTING	
47.	803-310C	NUT HEX 1/2-20 X 5/8 HIGH	
48.	816-306C	PLUG, SPRING ROD CASTING	

Legend: ● = 1st revision; ● = 2nd revision; ● = 3rd revision; ● = use up existing stock; ⊗ = not interchangeable; ⊗ ⊕ ● = for example: revision 2 is not interchangeable w/revision 1

HD 00 Series Short Arm Opener



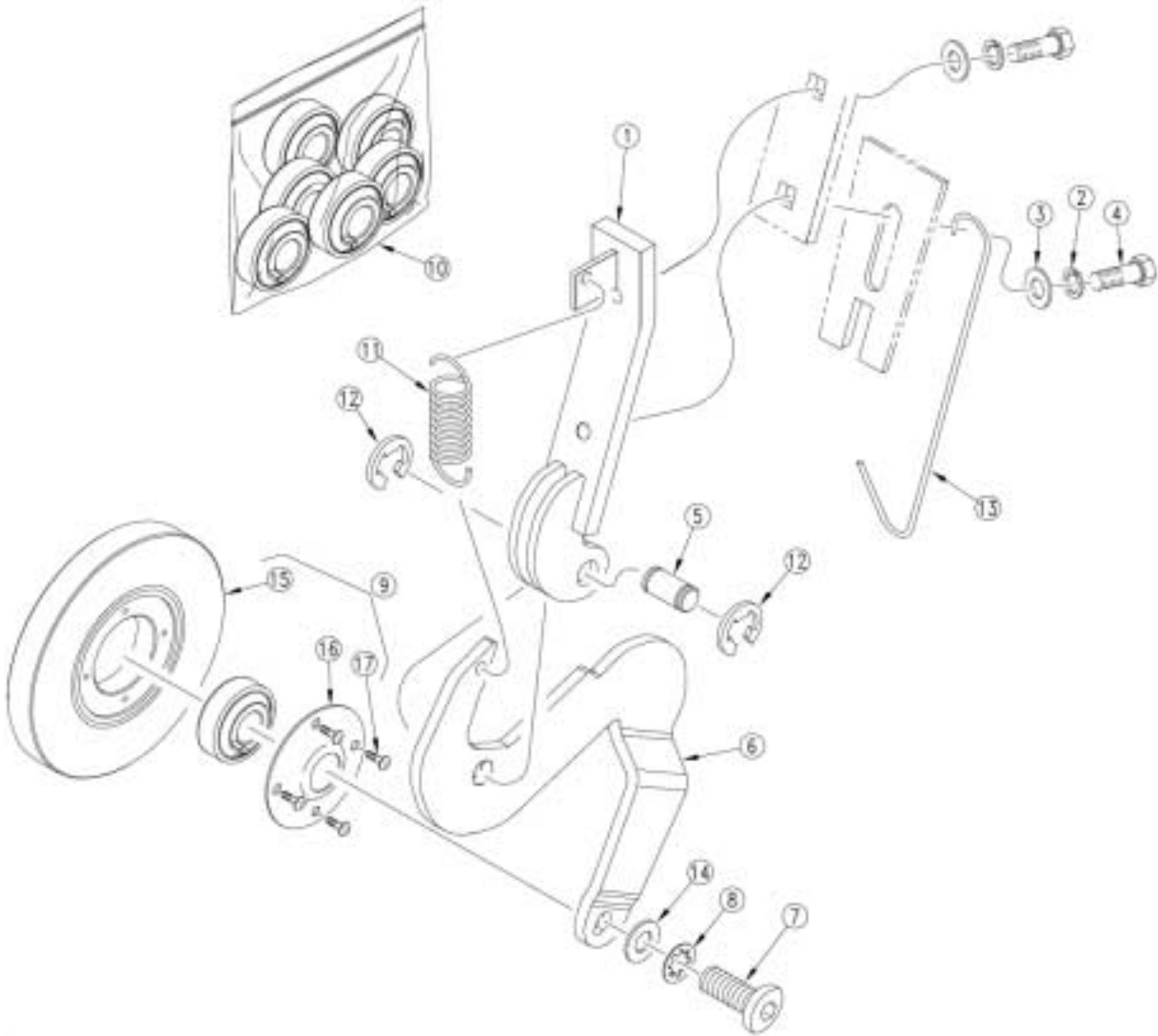
24427

HD 00 Series Short Arm Opener

Ref.	Part No.	Part Description	Comments
1.	107-111D	DD BRG FLANGE DUST COVER	
2.	121-002H	UPPER SEED TUBE WELDMENT	
3.	121-005S	OPENER SPRING ROD ASSY. LONG.	
4.	121-045D	SEED TUBE 00 HD SMOOTH FLOW	
5.	121-151D	OPENER MOUNTING BRACKET	
6.	142-198D	STRAIGHT ARM OPENER PIVOT PIPE	
7.	198-331D	SEED TUBE 25S HOOK CLIP	
8.	221-130H	OPENER WELDMENT-HD 00 SHORT	
9.	404-121S	4.0 MM 15 DISC W/ 5/8 ASSY	
10.	404-170H	25P SCRAPER SEPARATOR WLDMT	
11.	801-002C	SCREW HEX SLT10-16X1/2P.THD CT	
12.	802-121C	RHSNB 1/2-13X5 1/2 GR5	
13.	802-228C	HHCS 5/8-11X1 1/2 GR5 NYL	
14.	803-169C	NUT HEX FLG. LOCK 1/2-13 PLT.	
15.	804-040C	WASHER MACH 1.19 X .63 X 18GA	
16.	805-109C	PIN COTTER 1/8 X 1 1/4 PLT	
17.	805-127C	PIN CLEVIS 1/2 X 1 3/4	
18.	805-234C	PIN CLEVIS 1/2 X 4 PLATED	
19.	805-335C	PIN ROLL 5/16 X 5/8 PLT	
20.	817-084C	PARALLEL ARM PIVOT BUSHING	
21.	817-349C	SEED FLAP, UHMW, LONG	
	816-536C	SEED FLAP-RUBBER, SEED-LOK LNG	
22.	817-697C	SEED TUBE 00S SMOOTH CAP	
23.	817-688C	HOLE PLUG 1 3/4	
24.	802-045C	HHCS 1/2-13X5 GR5	
25.	804-154C	WASHER POWDER METAL CONE 1/2	
26.	803-019C	NUT LOCK 1/2-13 PLT	
27.	107-137V	FLANGE AND BEARING ASSY	
28.	800-213C	RIVET,BUTTON HEAD 1/4 X 1/2	
29.	820-287C	4.0 MM 15 DISK (21 DEG BEVEL)	
30.	122-001S	PW ADJUST TRUNION ASSY	
31.	817-328C	T-HANDLE ASSEMBLY	
32.	805-186C	PIN ROLL 5/32 X 5/8 PLT	
33.	817-347C	OPENER TRUNION	
34.	807-106C	SPRING .540 O.D.X 1 1/4 X.054W	
35.	805-385C	PIN CLEVIS 3/8 X 3 PLT	
36.	800-292C	HOSE CLAMP 1 13/32 NO. 22	
37.	816-239C	SEED HOSE 56 RIBS X 11 LONG	
38.	800-009C	CLAMP HOSE 1 5/8 NO. 26	
39.	121-044D	ADJ. YOKE END, 11/16" OPENING	
40.	803-036C	NUT HEX JAM 1/2-13 PLT	
41.	803-193C	NUT HEX FLANGE 1/2-13 GR G PLT	
42.	121-154D	SPRING STOP STAMPING	
43.	802-550C	HHCS 1/2-13X10 SPTHD GR8	
44.	807-262C	SPRING COMP 2.56ODX.393X12.875	
45.	812-236C	OPNR SPRING RD TRUNION CASTING	
46.	816-306C	PLUG, SPRING ROD CASTING	

Legend: ● = 1st revision; ● = 2nd revision; ● = 3rd revision; ● = use up existing stock; ⊗ = not interchangeable; ⊗ ⊕ ● = for example: revision 2 is not interchangeable w/revision 1

5" & 6" Seed-Lok (Option)

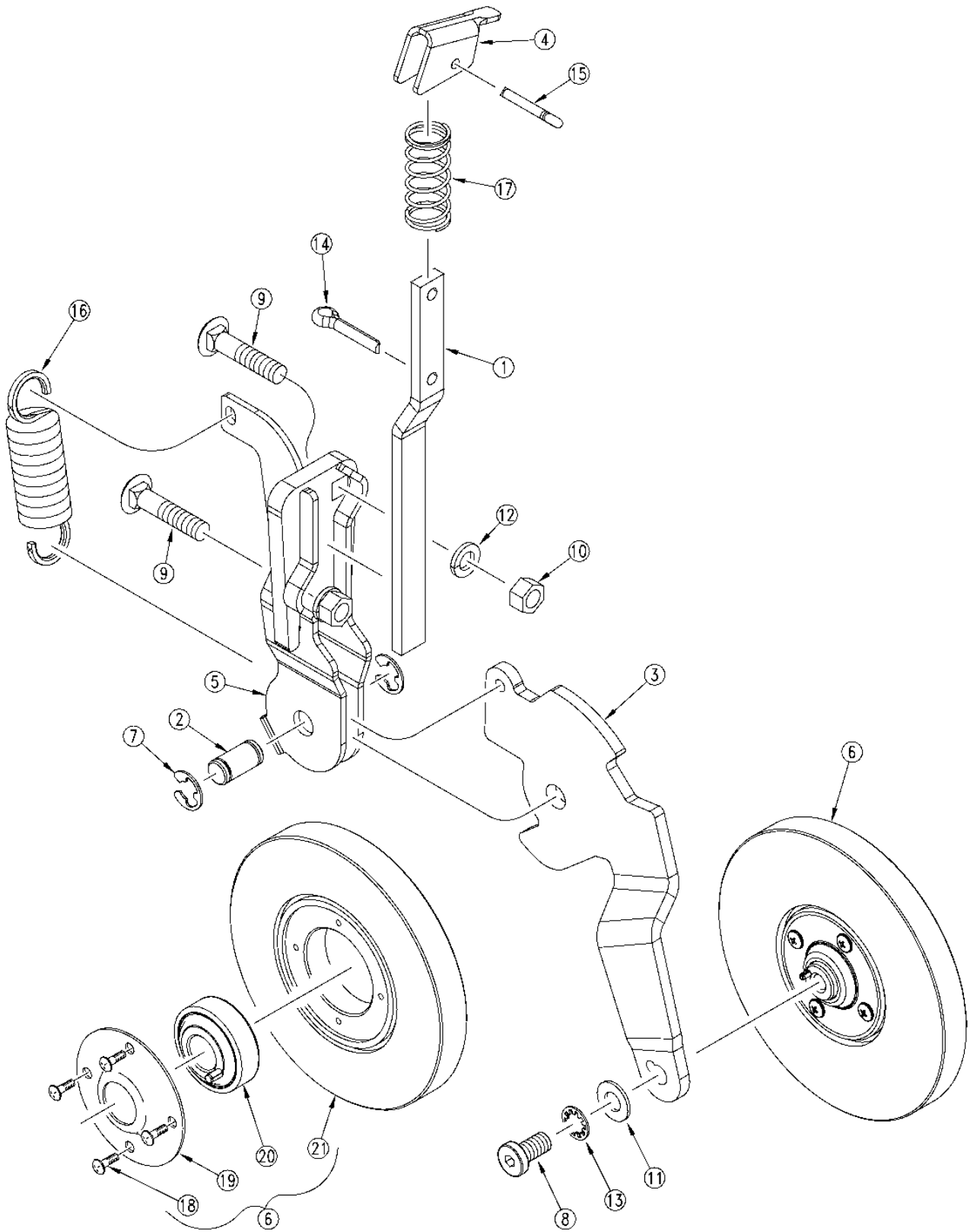


5" & 6" Seed-Lok (Option)

Ref.	Part No.	Part Description	Comments
1.	122-173H	SS RMVBL SD-LOK MNT WLDMT	
2.	804-013C	WASHER LOCK SPRING 3/8 PLT	
3.	804-012C	WASHER FLAT 3/8 SAE PLT	
4.	802-017C	HHCS 3/8-16X1 GR5	
5.	122-120D	5 SEED-LOK WHL ARM PIVOT PIN	
6.	122-151D	SEED-LOK ARM (1994)	
7.	801-141C	LHS CP 3/8-16X3/4 GR8 PLAIN	
8.	804-078C	WASHER INTERNAL STAR 3/8 PLT.	
9.	122-201S	SD-LK 203 BEARING WHEEL ASSY	5" Seed-lok
	206-014S	6 GROOVED SEED LOK ASSEMBLY	6" Seed-lok
10.	122-231A	SEED-LOK BEARING PACKAGE	Contains six bearings.
11.	807-101C	SPRING, 1 O.D.X.125WIREX 3 1/2	
12.	800-093C	SNAP RING EXT E 1/2	
13.	800-310C	SEED LOK HANGER SPRING	
14.	804-011C	WASHER FLAT 3/8 USS PLT	
15.	817-134C	5/8 X 5 SEED FIRING WHEEL	5" Seed-lok
	817-191C	5/8 X 6 GROOVED SEED LOK WHEEL	6" Seed-lok
16.	816-173C	BEARING RETAINER W/BONDED SEAL	
17.	801-084C	SCR PH THD FMG #10X1/2 TP ZP	

Legend: ● = 1st revision; ● = 2nd revision; ● = 3rd revision; ● = use up existing stock; ⊗ = not interchangeable; ⊗ ① ● = for example: revision 2 is not interchangeable w/revision 1

HD 6" Seed-Lok (Option)



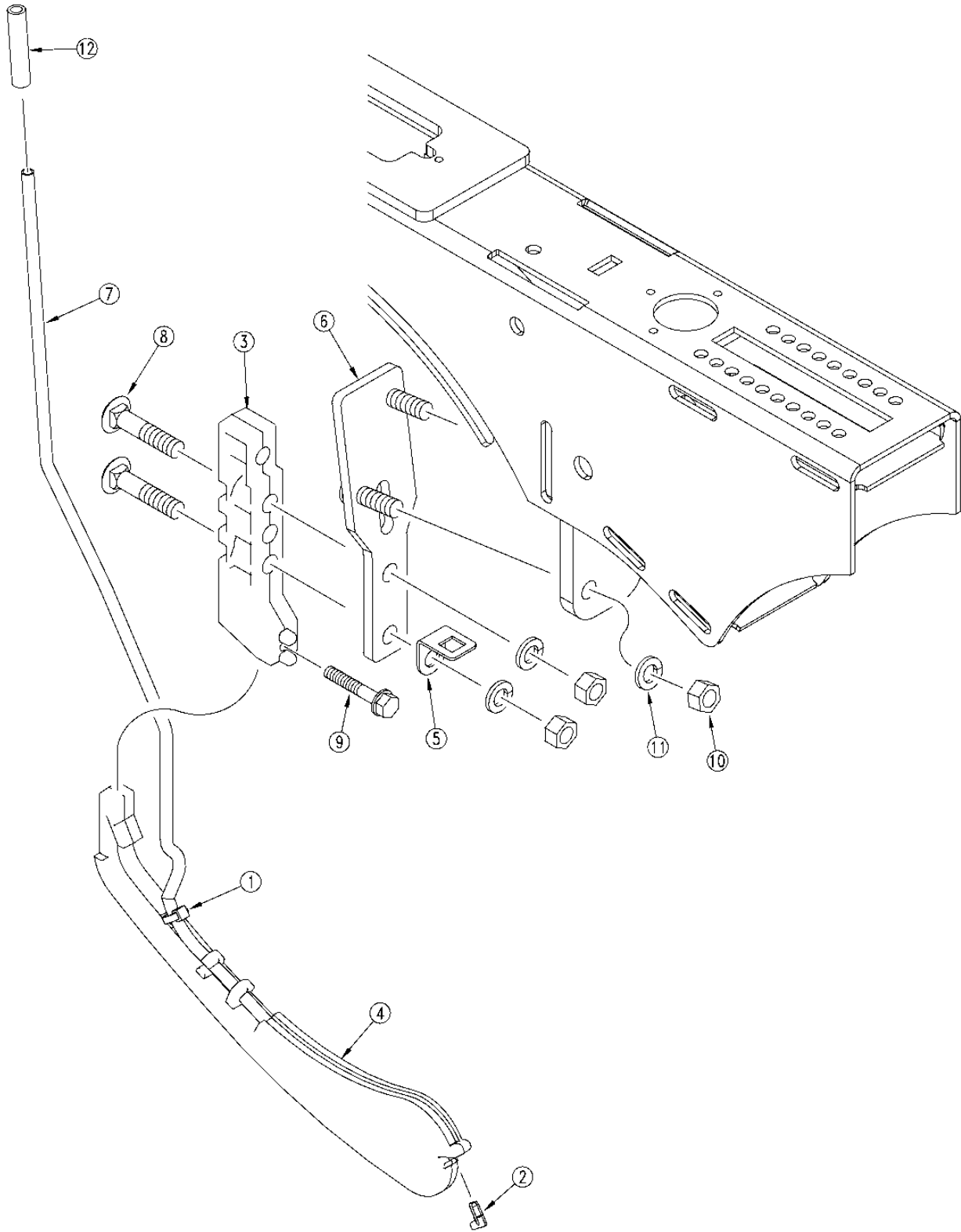
24429

HD 6" Seed-Lok (Option)

Ref.	Part No.	Part Description	Comments
1.	122-003D	00 HD SER SEED LOK LOCK-UP BAR	
2.	122-120D	5 SEED-LOK WHL ARM PIVOT PIN	
3.	122-164D	SEED LOCK ARM, SINGULATING	
4.	122-166D	SEED LOCK LOCK-UP CAM	
5.	122-250H	SEED LOCK MOUNT, SINGULATING	
6.	206-014S	6 SEED LOK ASSEMBLY	
7.	800-093C	SNAP RING EXT E 1/2	
8.	801-141C	LHS CP 3/8-16X3/4 GR8 PLATED	
9.	802-252C	RHSNB 3/8-16X1 3/4 GR5	
10.	803-014C	NUT HEX 3/8-16 PLT	
11.	804-012C	WASHER FLAT 3/8 SAE PLT	
12.	804-013C	WASHER LOCK SPRING 3/8 PLT	
13.	804-078C	WASHER INTERNAL STAR 3/8 PLT.	
14.	805-020C	PIN COTTER 1/4 X 1 PLT	
15.	805-069C	PIN COTTER 3/16 X 1	
16.	807-101C	SPRING, 1 O.D.X.125WIREX 3 1/2	
17.	807-188C	SPRING COMP .85ODX2.0LGX.067W	
18.	801-084C	SCR PH THD FMG #10X1/2 TP ZP	
19.	816-173C	BEARING RETAINER W/BONDED SEAL	
20.	188-008V	BEARING 203 SEED-LOK WITH PIN	
21.	817-191C	5/8 X 6 SEED LOK WHEEL	

Legend: ● = 1st revision; ● = 2nd revision; ● = 3rd revision; ● = use up existing stock; ⊗ = not interchangeable; ⊗ ① ● = for example: revision 2 is not interchangeable w/revision 1

00 HD Keetion Seed Firmer



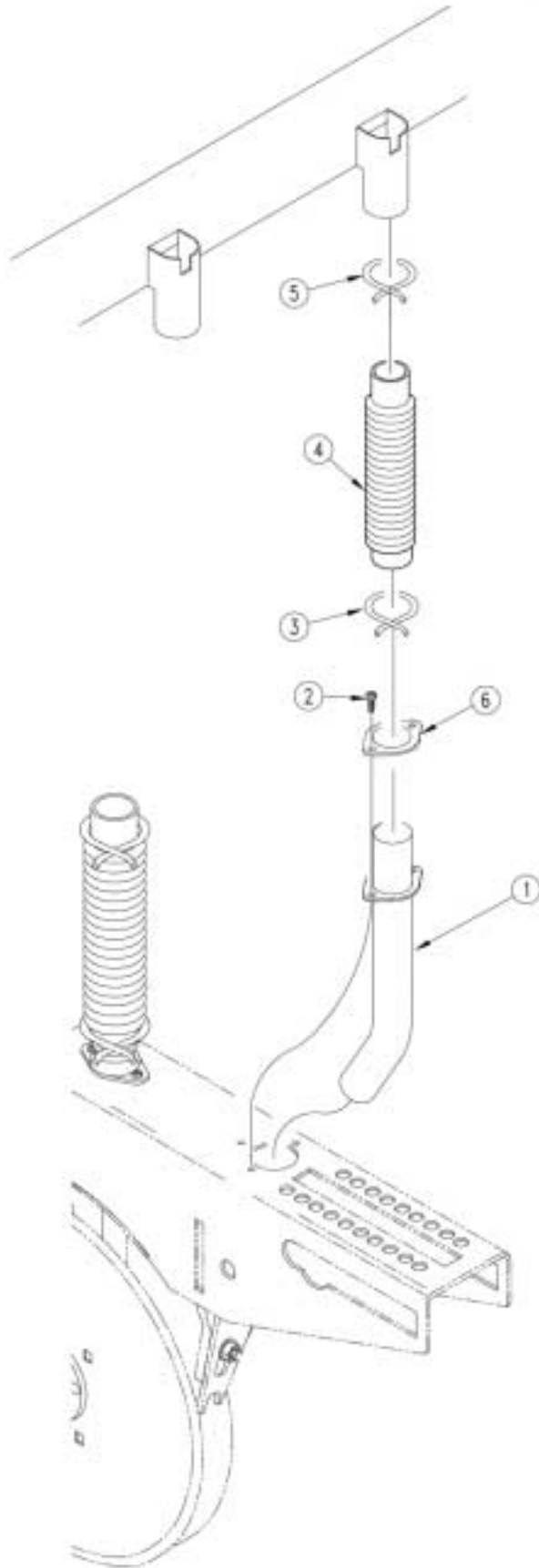
24428

00 HD Keeton Seed Firmer

Ref.	Part No.	Part Description	Comments
1.	63123	CABLE TIE .140 X .050	
2.	125006	FERTILIZER SPLITTER	
3.	129BXT811	KEETON POLY BRACKET	
4.	129BXT812	SEED FIRMER	
5.	129BXT813	HOSE GUIDE TAB	
6.	129BXT821	MOUNTING BRACKET	
7.	129BXT814	BLACK FERTILIZER HOSE FORMED	
8.	802-252C	RHSNB 3/8-16X1 3/4 GR5	
9.	802-617C	HHFS 1/4-20 X 1 1/2 GR 5	
10.	803-014C	NUT HEX 3/8-16 PLT	
11.	804-013C	WASHER LOCK SPRING 3/8 PLT	
12.	900TUBESP	KEETON ADAPTOR TUBE	

Legend: ● = 1st revision; ● = 2nd revision; ● = 3rd revision; ● = use up existing stock; ⊗ = not interchangeable; ⊗ ① ● = for example: revision 2 is not interchangeable w/revision 1

Fertilizer Hose

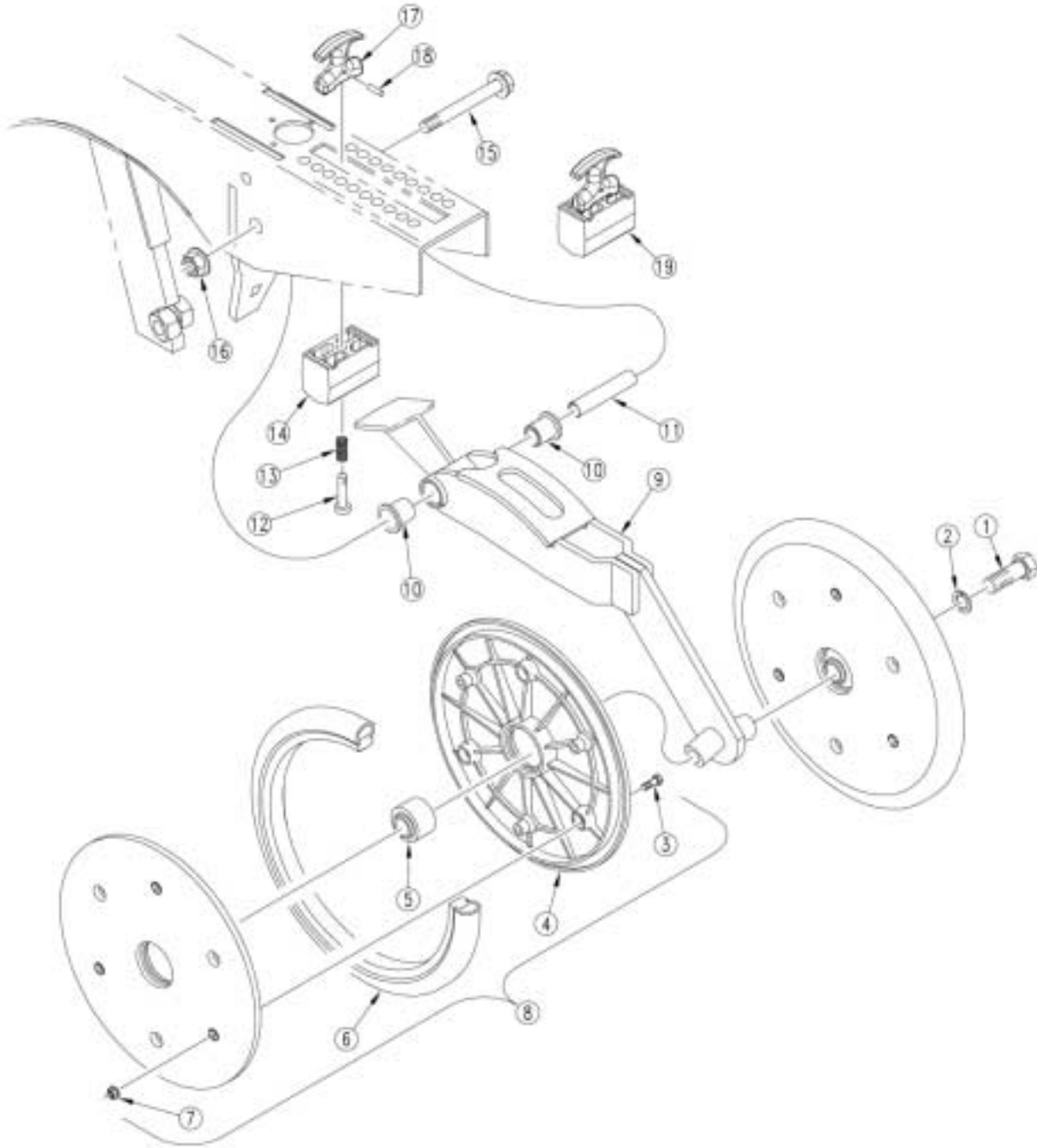


Fertilizer Hose

Ref.	Part No.	Part Description	Comments
1.	817-346C	PLASTIC FERTILIZER TUBE	
2.	801-002C	SCREW HEX SLT10-16X1/2P.THD CT	
3.	800-008C	CLAMP HOSE 1 1/2 NO. 24	
4.	816-007C	SEED HOSE X 59 RIBS 1.5-1.25	
5.	800-016C	UPPER FERT HOSE CLAMP RATCHET	
6.	133-065D	SML SDS TB REINFORCEMENT RING	

Legend: ● = 1st revision; ● = 2nd revision; ● = 3rd revision; ● = use up existing stock; ⊗ = not interchangeable; ⊗ ① ● = for example: revision 2 is not interchangeable w/revision 1

1" x 12" Double "V" Press Wheel

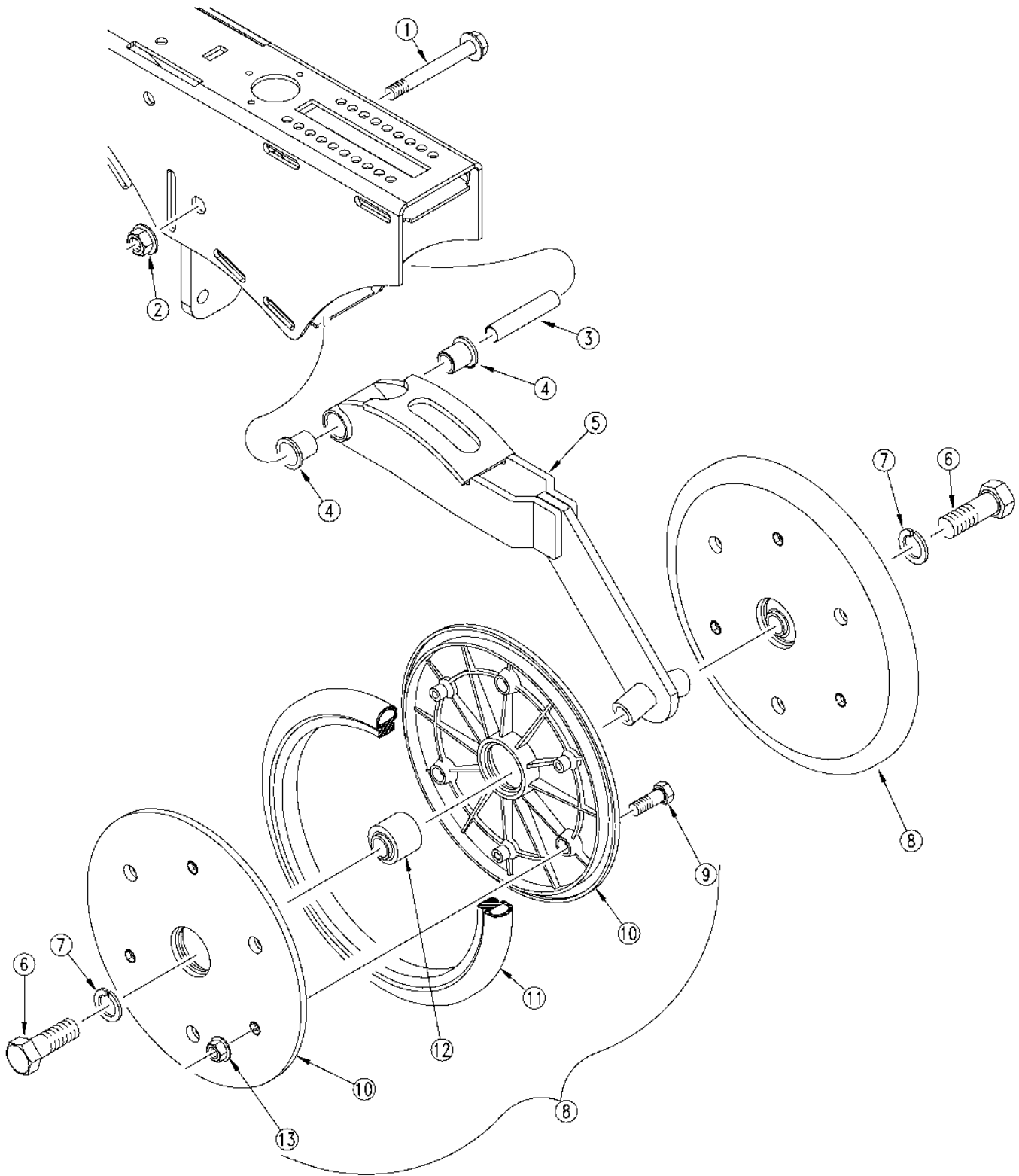


1" x 12" Double "V" Press Wheel

Ref.	Part No.	Part Description	Comments
1.	802-058C	HHCS 5/8-11X2 1/2 GR5	
2.	804-022C	WASHER LOCK SPRING 5/8 PLT	
3.	802-005C	HHCS 1/4-20X1 GR5	
4.	817-330C	1 X 12 PRESS WHEEL RIM HALF	
5.	822-170C	BEARING PRESS WHEEL ASSEMBLY	
6.	814-034C	TIRE RUBBER 1 X 12	
7.	803-088C	NUT HEX LOCK 1/4-20 FLG	
8.	814-174C	1 X 12 PRESS WHL ASSY-5203BRG	
9.	199-022H	98 1X12 PRESS WHEEL WELDMENT	
10.	817-084C	PARALLEL ARM PIVOT BUSHING	
11.	198-137D	PRESS WHEEL PIVOT TUBE	
12.	805-154C	PIN CLEVIS 3/8 X 2 1/8 USABLE	
13.	807-106C	SPRING .540 O.D.X 1 1/4 X.054W	
14.	817-347C	OPENER TRUNION	
15.	802-421C	HFS 1/2-13X3 3/4 GR5 SPTHD	
16.	803-169C	NUT HEX FLG. LOCK 1/2-13 PLT.	
17.	817-328C	T-HANDLE ASSEMBLY	
18.	805-186C	PIN ROLL 5/32 X 5/8 PLT	
19.	122-202S	PW ADJUSTMENT TRUNNION ASSY	Includes 12-14, 17 & 18.

Legend: ● = 1st revision; ● = 2nd revision; ● = 3rd revision; ● = use up existing stock; ⊗ = not interchangeable; ⊗ ① ● = for example: revision 2 is not interchangeable w/revision 1

HD 1" x 12" Double "V" Press Wheel



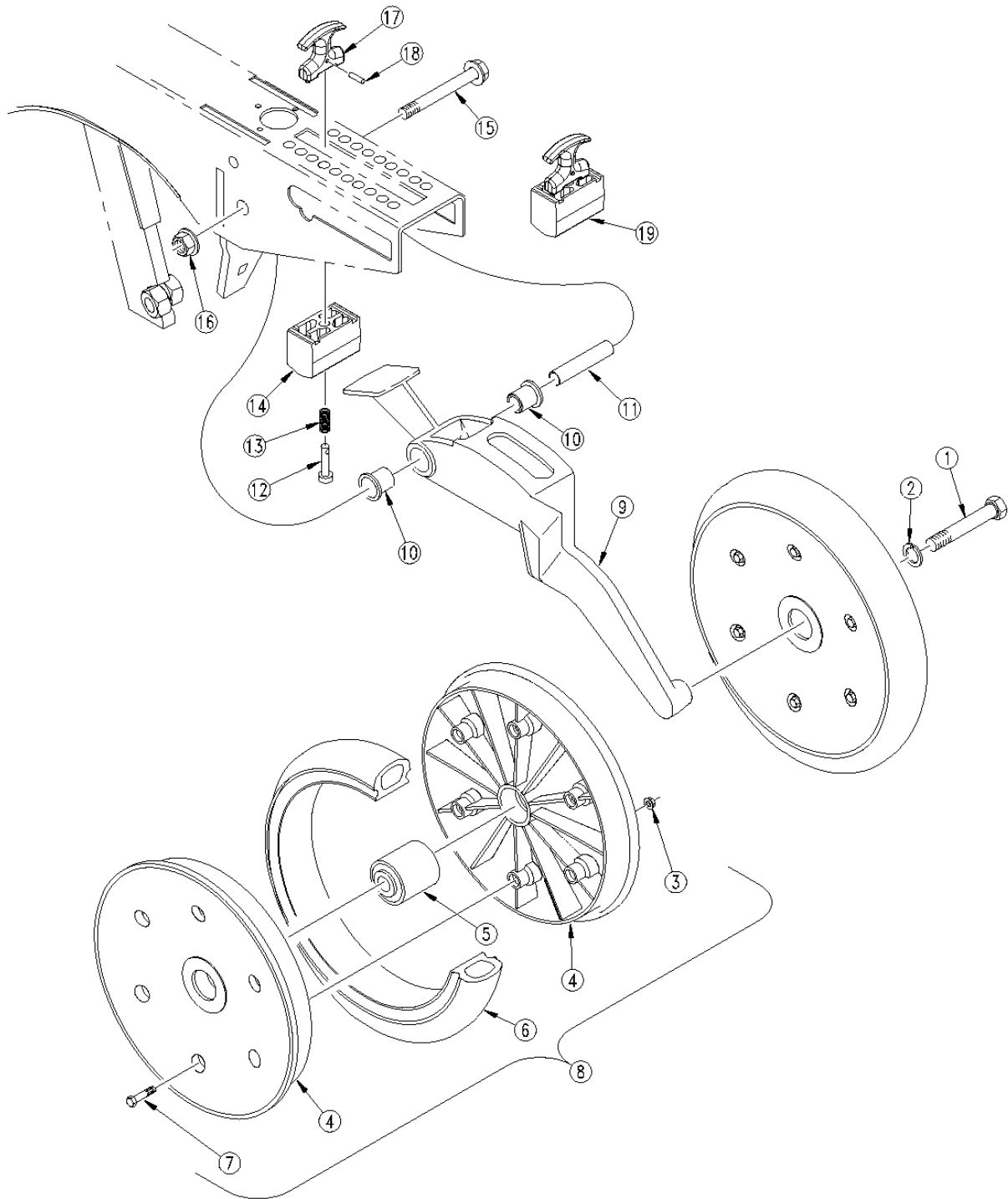
24430

HD 1" x 12" Double "V" Press Wheel

Ref.	Part No.	Part Description	Comments
1.	802-421C	HFS 1/2-13X3 3/4 GR5 SPTH	
2.	803-169C	NUT HEX FLG. LOCK 1/2-13 PLT.	
3.	198-137D	PRESS WHEEL PIVOT TUBE	
4.	817-084C	PARALLEL ARM PIVOT BUSHING	
5.	199-043H	NG 1X12 PRESS WHEEL ARM	
6.	802-058C	HHCS 5/8-11X2 1/2 GR5	
7.	804-022C	WASHER LOCK SPRING 5/8 PLT	
8.	814-174C	1 X 12 PRESS WHL ASSY-5203BRG	
9.	802-005C	HHCS 1/4-20X1 GR5	
10.	817-330C	1 X 12 PRESS WHEEL RIM HALF	
11.	814-034C	TIRE RUBBER 1 X 12	
12.	822-170C	BEARING PRESS WHEEL ASSEMBLY	
13.	803-088C	NUT HEX LOCK 1/4-20 FLG	

Legend: ● = 1st revision; ● = 2nd revision; ● = 3rd revision; ● = use up existing stock; ⊗ = not interchangeable; ⊗ ① ● = for example: revision 2 is not interchangeable w/revision 1

2" x 13" Single Press Wheel

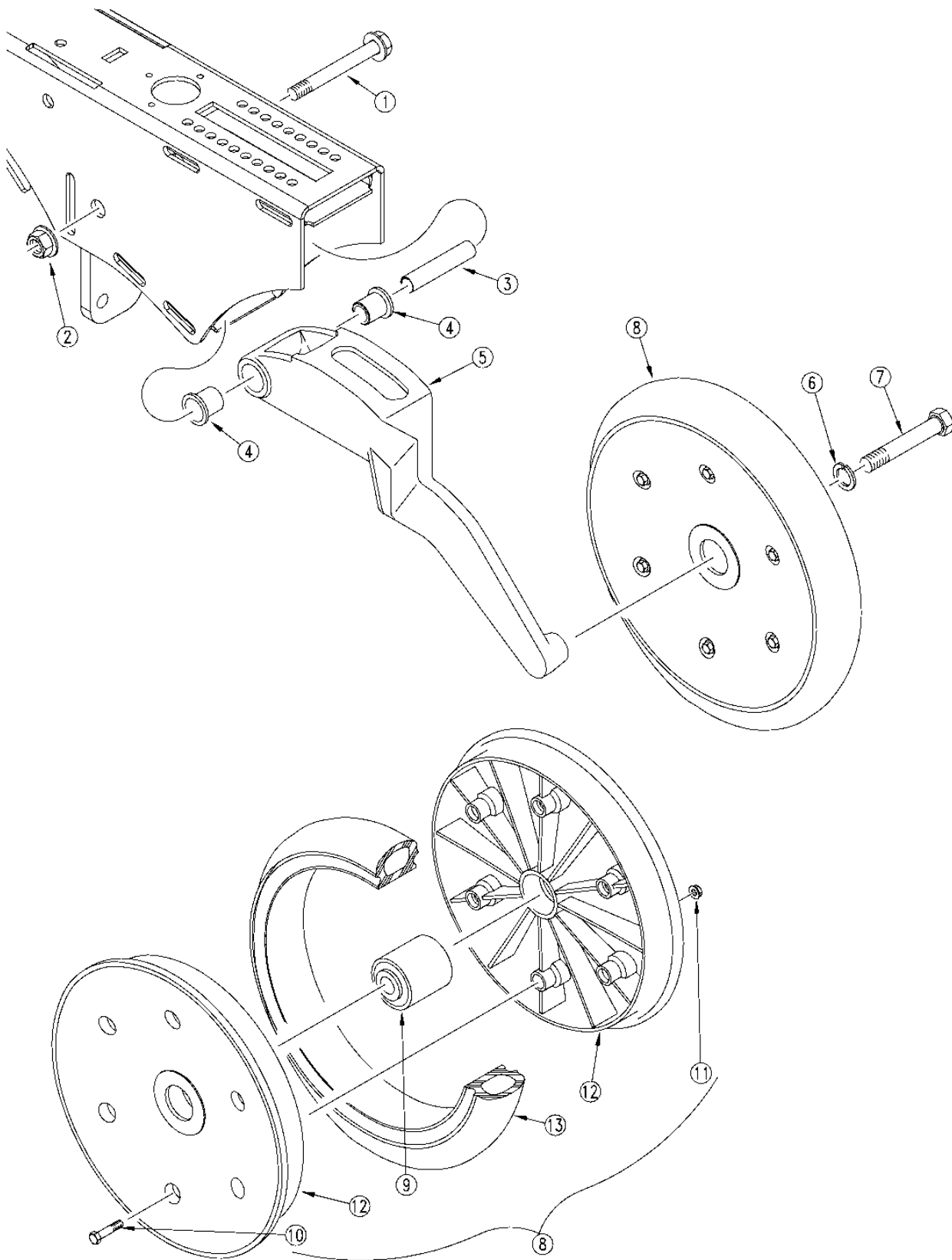


2" x 13" Single Press Wheel

Ref.	Part No.	Part Description	Comments
1.	802-058C	HHCS 5/8-11X2 1/2 GR5	
2.	804-022C	WASHER LOCK SPRING 5/8 PLT	
3.	803-088C	NUT HEX LOCK 1/4-20 FLG	
4.	817-296C	2 X 13 PRESS WHEEL RIM HALF	
5.	822-170C	BEARING PRESS WHEEL ASSEMBLY	
6.	814-159C	2 X 13 PRESS WHEEL TIRE	
7.	802-617C	HHFS 1/4-20 X 1 1/2 GR 5	
8.	814-157C	2 X 13 PRESS WHEEL ASSEMBLY	
9.	199-042D	UNIVERSAL PW ARM MACH 2&3X13	
10.	817-084C	PARALLEL ARM PIVOT BUSHING	
11.	198-137D	PRESS WHEEL PIVOT TUBE	
12.	805-154C	PIN CLEVIS 3/8 X 2 1/8 USABLE	
13.	807-106C	SPRING .540 O.D.X 1 1/4 X.054W	
14.	817-347C	OPENER TRUNION	
15.	802-421C	HFS 1/2-13X3 3/4 GR5 SPTHD	
16.	803-169C	NUT HEX FLG. LOCK 1/2-13 PLT.	
17.	817-328C	T-HANDLE ASSEMBLY	
18.	805-186C	PIN ROLL 5/32 X 5/8 PLT	
19.	122-202S	PW ADJUSTMENT TRUNNION ASSY	Includes 12-14, 17 & 18.

Legend: ● = 1st revision; ● = 2nd revision; ● = 3rd revision; ● = use up existing stock; ⊗ = not interchangeable; ⊗ ① ● = for example: revision 2 is not interchangeable w/revision 1

HD 2" x 13" Single Press Wheel



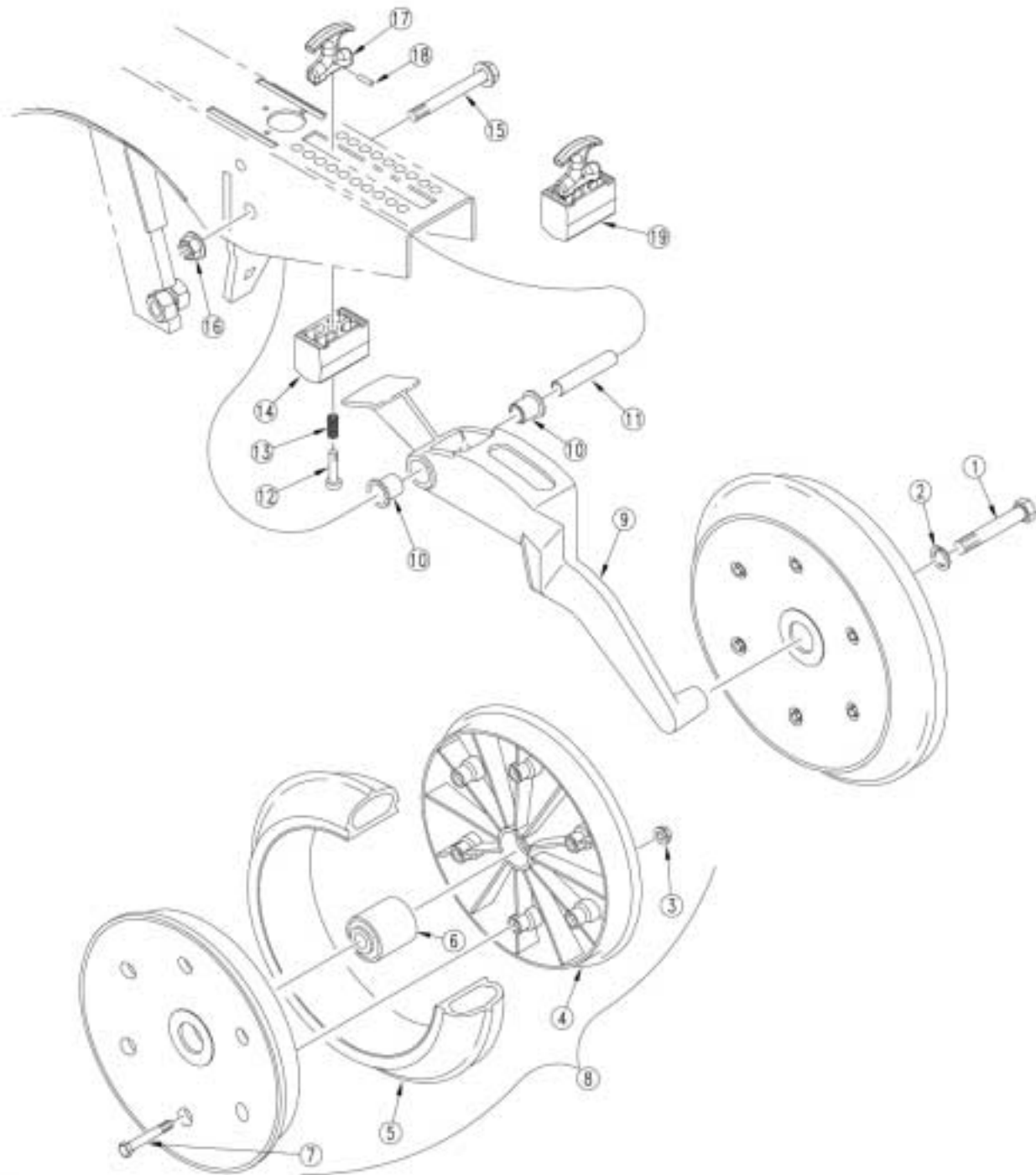
24431

HD 2" x 13" Single Press Wheel

Ref.	Part No.	Part Description	Comments
1.	802-421C	HFS 1/2-13X3 3/4 GR5 SPTH	
2.	803-169C	NUT HEX FLG. LOCK 1/2-13 PLT.	
3.	198-137D	PRESS WHEEL PIVOT TUBE	
4.	817-084C	PARALLEL ARM PIVOT BUSHING	
5.	202-189D	NG UNIVERSAL PRESS WHEEL ARM	
6.	804-022C	WASHER LOCK SPRING 5/8 PLT	
7.	802-058C	HHCS 5/8-11X2 1/2 GR5	
8.	814-157C	2 X 13 PRESS WHEEL ASSEMBLY	
9.	822-170C	BEARING PRESS WHEEL ASSEMBLY	
10.	802-617C	HHFS 1/4-20 X 1 1/2 GR 5	
11.	803-088C	NUT HEX LOCK 1/4-20 FLG	
12.	817-296C	2 X 13 PRESS WHEEL RIM HALF	
13.	814-159C	2 X 13 PRESS WHEEL TIRE	

Legend: ● = 1st revision; ● = 2nd revision; ● = 3rd revision; ● = use up existing stock; ⊗ = not interchangeable; ⊗ ① ● = for example: revision 2 is not interchangeable w/revision 1

3" x 13" Single Press Wheel

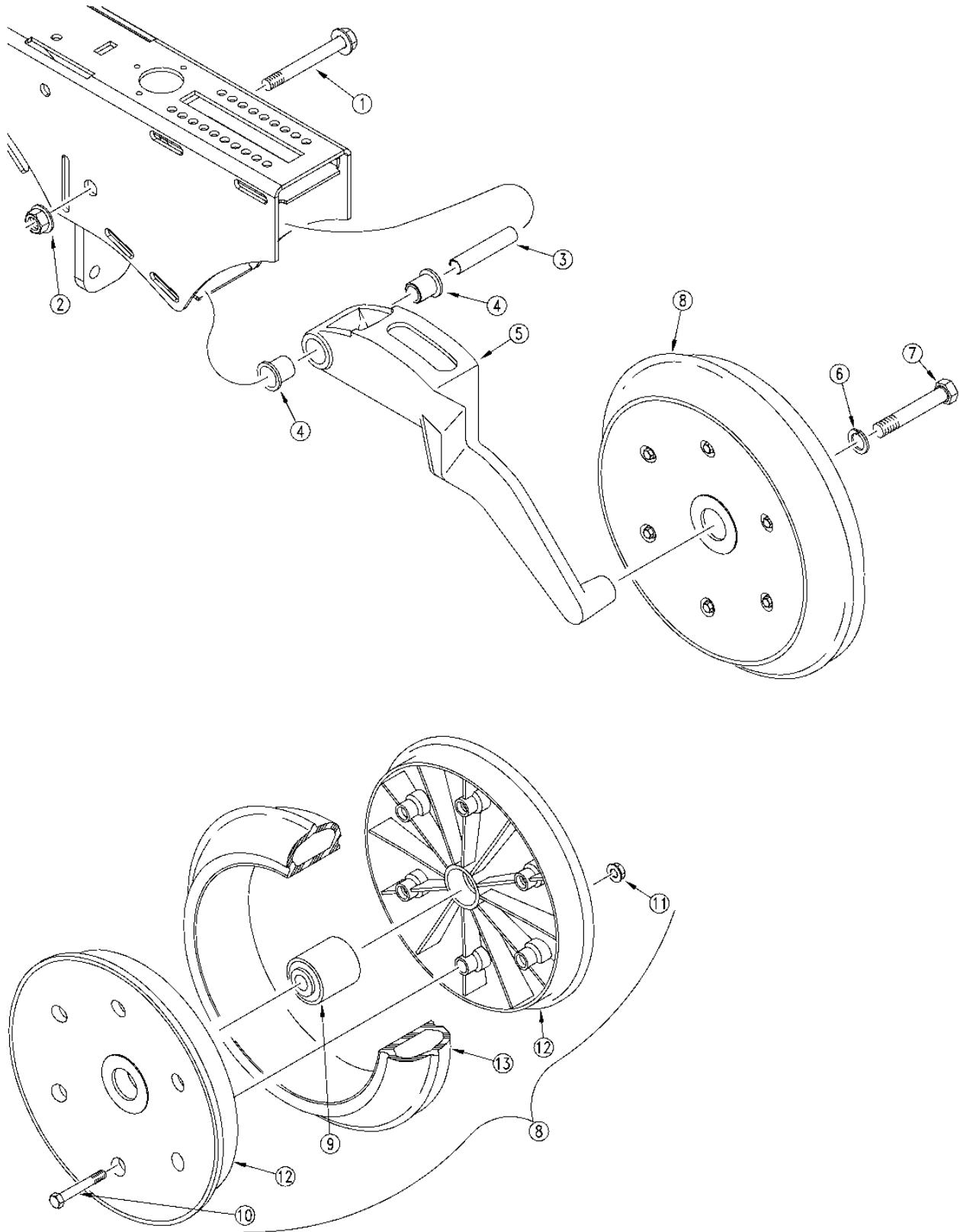


3" x 13" Single Press Wheel

Ref.	Part No.	Part Description	Comments
1.	802-058C	HHCS 5/8-11X2 1/2 GR5	
2.	804-022C	WASHER LOCK SPRING 5/8 PLT	
3.	803-088C	NUT HEX LOCK 1/4-20 FLG	
4.	817-297C	3 X 13 PRESS WHEEL RIM HALF	
5.	814-160C	3 X 13 PRESS WHEEL TIRE	
6.	822-170C	BEARING PRESS WHEEL ASSEMBLY	
7.	802-618C	HHFS 1/4-20 X 2 GR 5	
8.	814-158C	3 X 13 PRESS WHEEL ASSEMBLY	
9.	199-042D	UNIVERSAL PW ARM MACH 2&3X13	
10.	817-084C	PARALLEL ARM PIVOT BUSHING	
11.	198-137D	PRESS WHEEL PIVOT TUBE	
12.	805-154C	PIN CLEVIS 3/8 X 2 1/8 USABLE	
13.	807-106C	SPRING .540 O.D.X 1 1/4 X.054W	
14.	817-347C	OPENER TRUNION	
15.	802-421C	HFS 1/2-13X3 3/4 GR5 SPTHD	
16.	803-169C	NUT HEX FLG. LOCK 1/2-13 PLT.	
17.	817-328C	T-HANDLE ASSEMBLY	
18.	805-186C	PIN ROLL 5/32 X 5/8 PLT	
19.	122-202S	PW ADJUSTMENT TRUNNION ASSY	Includes 12-14, 17 &18.

Legend: ● = 1st revision; ● = 2nd revision; ● = 3rd revision; ● = use up existing stock; ⊗ = not interchangeable; ⊗ ① ● = for example: revision 2 is not interchangeable w/revision 1

HD 3" x 13" Single Press Wheel



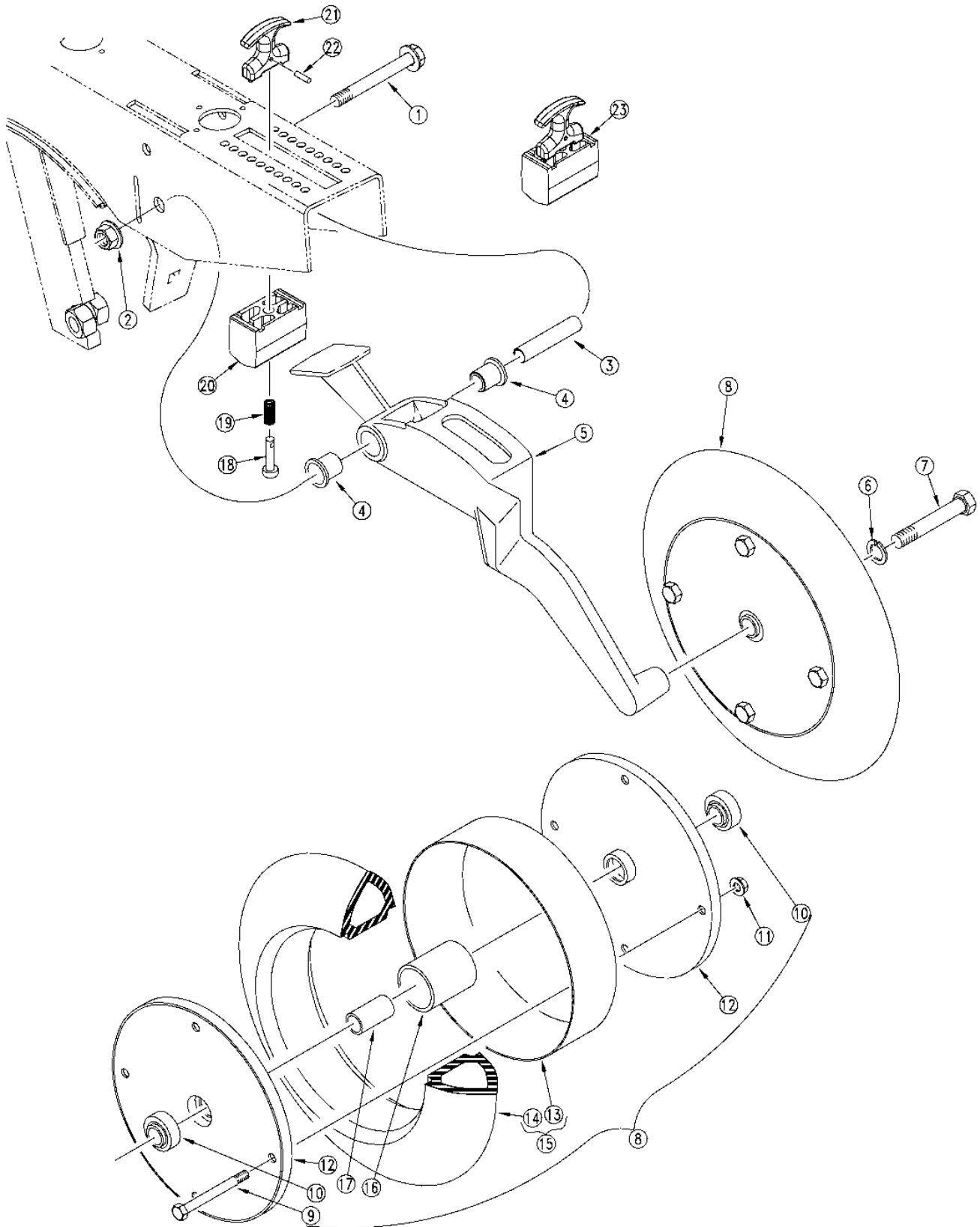
24432

HD 3" x 13" Single Press Wheel

Ref.	Part No.	Part Description	Comments
1.	802-421C	HFS 1/2-13X3 3/4 GR5 SPTH	
2.	803-169C	NUT HEX FLG. LOCK 1/2-13 PLT.	
3.	198-137D	PRESS WHEEL PIVOT TUBE	
4.	817-084C	PARALLEL ARM PIVOT BUSHING	
5.	202-189D	NG UNIVERSAL PRESS WHEEL ARM	
6.	804-022C	WASHER LOCK SPRING 5/8 PLT	
7.	802-058C	HHCS 5/8-11X2 1/2 GR5	
8.	814-158C	3 X 13 PRESS WHEEL ASSEMBLY	
9.	822-170C	BEARING PRESS WHEEL ASSEMBLY	
10.	802-618C	HHFS 1/4-20 X 2 GR 5	
11.	803-088C	NUT HEX LOCK 1/4-20 FLG	
12.	817-297C	3 X 13 PRESS WHEEL RIM HALF	
13.	814-160C	3 X 13 PRESS WHEEL TIRE	

Legend: ● = 1st revision; ● = 2nd revision; ● = 3rd revision; ● = use up existing stock; ⊗ = not interchangeable; ⊗ ① ● = for example: revision 2 is not interchangeable w/revision 1

3" x 14" Peaked Single Press Wheel



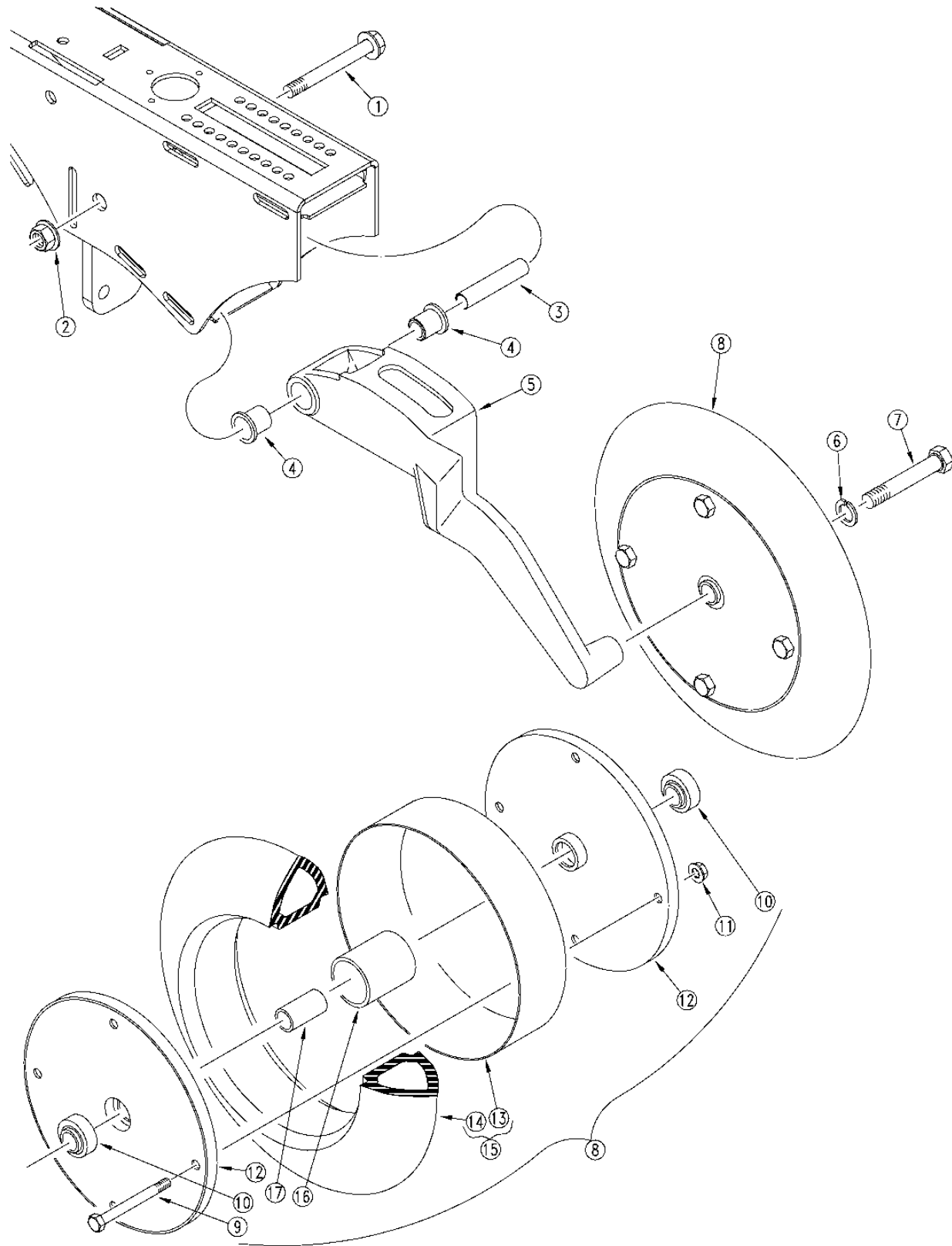
24435

3" x 14" Peaked Single Press Wheel

Ref.	Part No.	Part Description	Comments
1.	802-421C	HFS 1/2-13X3 3/4 GR5 SPTH	
2.	803-169C	NUT HEX FLG. LOCK 1/2-13 PLT.	
3.	198-137D	PRESS WHEEL PIVOT TUBE	
4.	817-084C	PARALLEL ARM PIVOT BUSHING	
5.	199-030D	3 X 14 PRESS WHEEL ARM	
6.	804-022C	WASHER LOCK SPRING 5/8 PLT	
7.	802-059C	HHCS 5/8-11X3 GR5	
8.	122-117S	3 X 14 PEAKED P.W. ASSEMBLY	
9.	802-197C	HHCS 5/16-18X2 3/4 GR5	
10.	822-095C	BEARING DBL LIP 203 X 5/8 BORE	
11.	803-177C	NUT HEX FLG TOP LK 5/16-18 YLW	
12.	122-041D	4X12 PW RIM HALF	
13.	817-063C	3 X 14 RIM SPACER RING	
14.	814-067C	TIRE 3 X 14 PW PEAKED	
15.	122-198V	3 X 14 TIRE & RING ASSEMBLY	
16.	817-062C	LARGE SPACER TUBE	
17.	122-110D	SMALL SPACER TUBE	
18.	805-154C	PIN CLEVIS 3/8 X 2 1/8 USABLE	
19.	807-106C	SPRING .540 O.D.X 1 1/4 X.054W	
20.	817-347C	OPENER TRUNION	
21.	817-328C	T-HANDLE ASSEMBLY	
22.	805-186C	PIN ROLL 5/32 X 5/8 PLT	
23.	122-202S	PW ADJUSTMENT TRUNNION ASSY	Includes 18-22

Legend: ● = 1st revision; ● = 2nd revision; ● = 3rd revision; ● = use up existing stock; ⊗ = not interchangeable; ⊗ ① ● = for example: revision 2 is not interchangeable w/revision 1

HD 3" x 14" Peaked Single Press Wheel



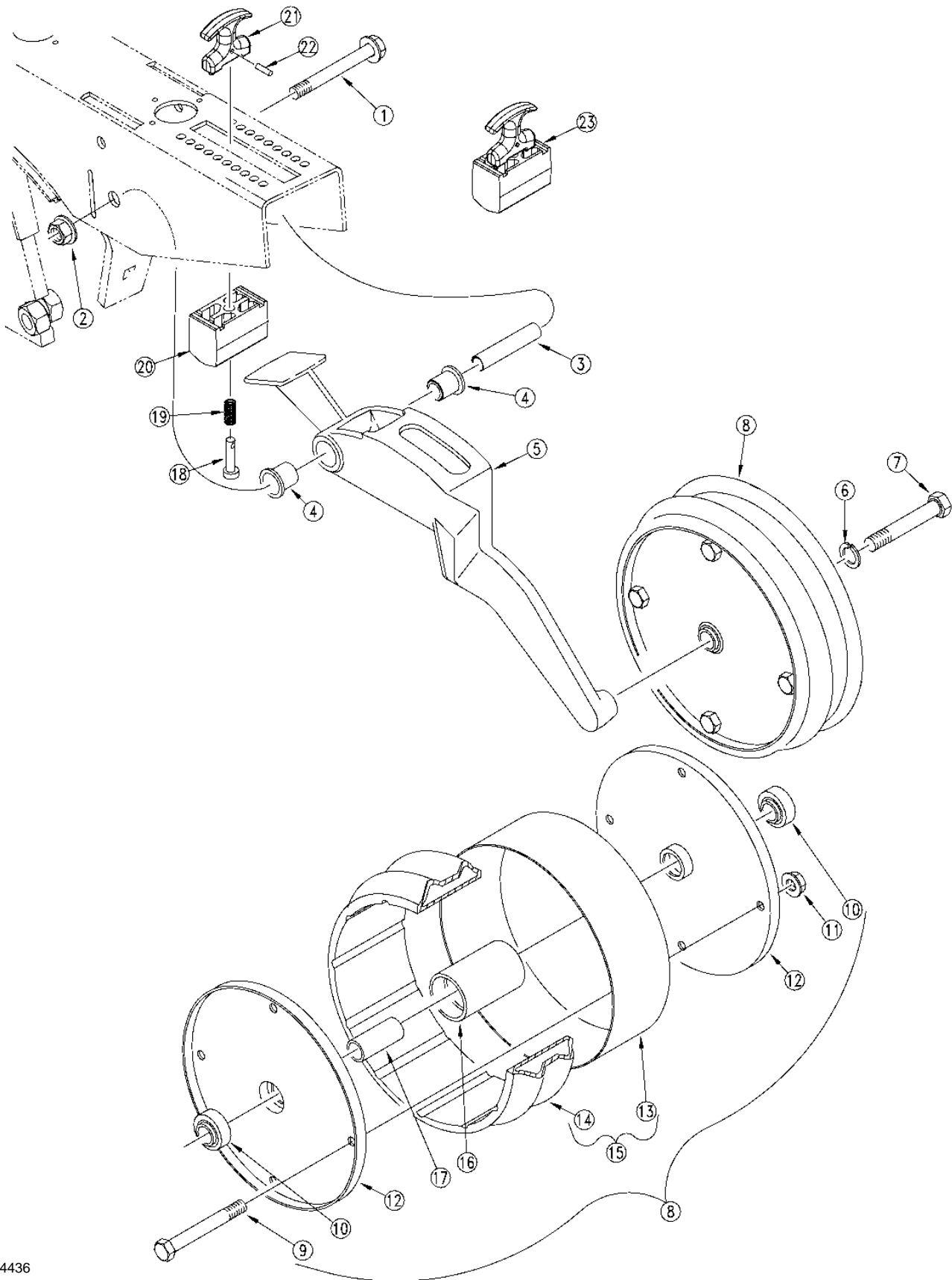
24433

HD 3" x 14" Peaked Single Press Wheel

Ref.	Part No.	Part Description	Comments
1.	802-421C	HFS 1/2-13X3 3/4 GR5 SPTHD	
2.	803-169C	NUT HEX FLG. LOCK 1/2-13 PLT.	
3.	198-137D	PRESS WHEEL PIVOT TUBE	
4.	817-084C	PARALLEL ARM PIVOT BUSHING	
5.	202-190D	NG 3X14 PRESS WHEEL ARM	
6.	804-022C	WASHER LOCK SPRING 5/8 PLT	
7.	802-059C	HHCS 5/8-11X3 GR5	
8.	122-117S	3 X 14 PEAKED P.W. ASSEMBLY	
9.	802-197C	HHCS 5/16-18X2 3/4 GR5	
10.	822-095C	BEARING DBL LIP 203 X 5/8 BORE	
11.	803-177C	NUT HEX FLG TOP LK 5/16-18 YLW	
12.	122-041D	4X12 PW RIM HALF	
13.	817-063C	3 X 14 RIM SPACER RING	
14.	814-067C	TIRE 3 X 14 PW PEAKED	
15.	122-198V	3 X 14 TIRE & RING ASSEMBLY	
16.	817-062C	LARGE SPACER TUBE	
17.	122-110D	SMALL SPACER TUBE	

Legend: ● = 1st revision; ● = 2nd revision; ● = 3rd revision; ● = use up existing stock; ⊗ = not interchangeable; ⊗ ① ● = for example: revision 2 is not interchangeable w/revision 1

4" x 12" Double Ribbed Single Press Wheel



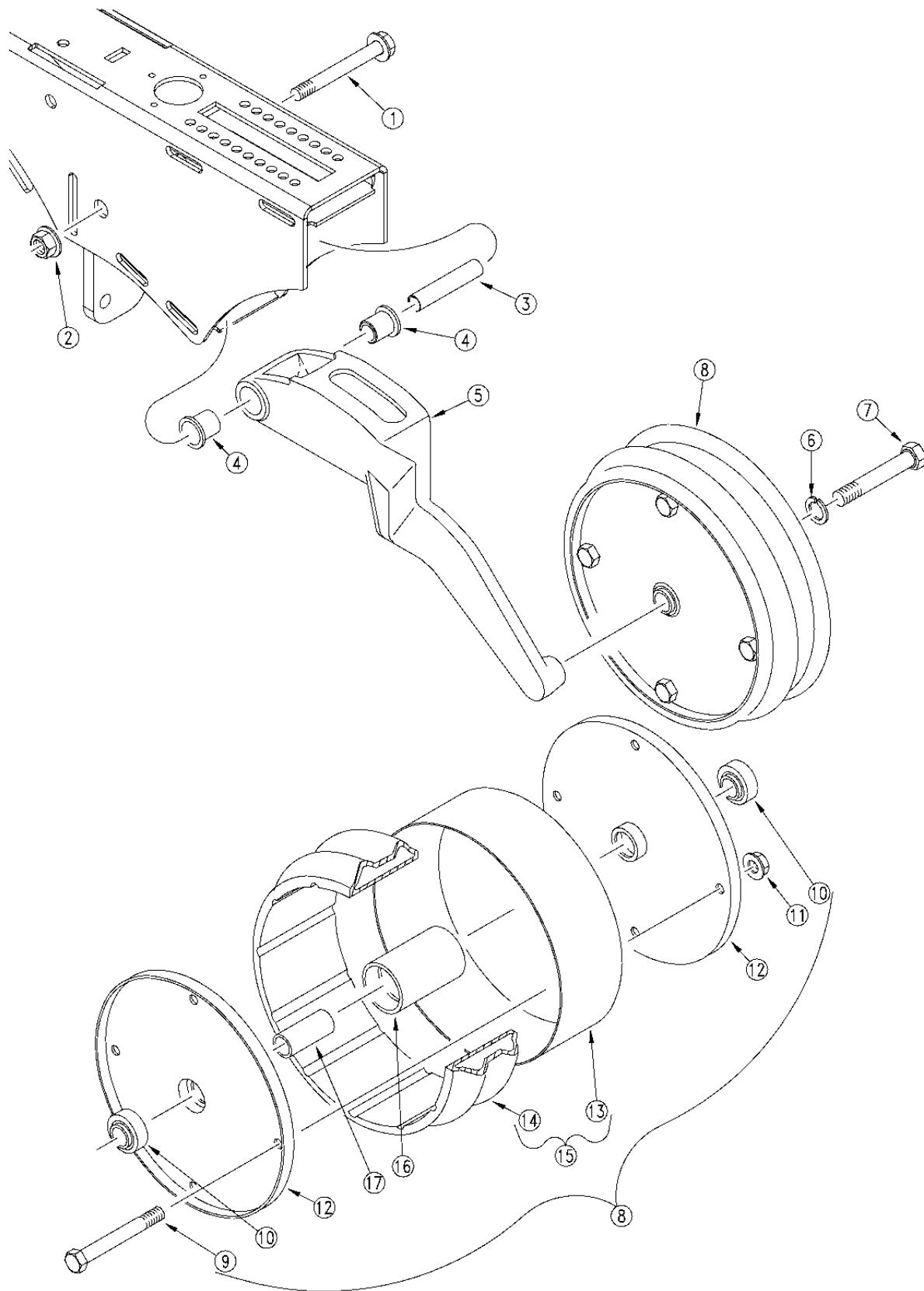
24436

4" x 12" Double Ribbed Single Press Wheel

Ref.	Part No.	Part Description	Comments
1.	802-421C	HFS 1/2-13X3 3/4 GR5 SPTH	
2.	803-169C	NUT HEX FLG. LOCK 1/2-13 PLT.	
3.	198-137D	PRESS WHEEL PIVOT TUBE	
4.	817-084C	PARALLEL ARM PIVOT BUSHING	
5.	199-031D	4 X 12 PRESS WHEEL ARM	
6.	804-022C	WASHER LOCK SPRING 5/8 PLT	
7.	802-151C	HHCS 5/8-11X4 1/4 GR5	
8.	122-103S	4X12 V-GROOVE PRESS WHL ASSY	
9.	802-119C	HHCS 5/16-18X3 3/4 GR5	
10.	822-095C	BEARING DBL LIP 203 X 5/8 BORE	
11.	803-177C	NUT HEX FLG TOP LK 5/16-18 YLW	
12.	122-041D	4X12 PW RIM HALF	
13.	817-023C	4 X 12 RIM SPACER RING	
14.	814-010C	TIRE PW 4 X 12	
15.	122-197V	4X12 V-GROOVE TIRE & RING ASSY	
16.	817-022C	4 X 12 LARGE SPREADER TUBE	
17.	122-094D	4X12 SMALL SPREADER TUBE-SHORT	
18.	805-154C	PIN CLEVIS 3/8 X 2 1/8 USABLE	
19.	807-106C	SPRING .540 O.D.X 1 1/4 X.054W	
20.	817-347C	OPENER TRUNION	
21.	817-328C	T-HANDLE ASSEMBLY	
22.	805-186C	PIN ROLL 5/32 X 5/8 PLT	
23.	122-202S	PW ADJUSTMENT TRUNNION ASSY	Includes 18-22

Legend: ● = 1st revision; ● = 2nd revision; ● = 3rd revision; ● = use up existing stock; ⊗ = not interchangeable; ⊗ ① ● = for example: revision 2 is not interchangeable w/revision 1

HD 4" x 12" Double Ribbed Single Press Wheel



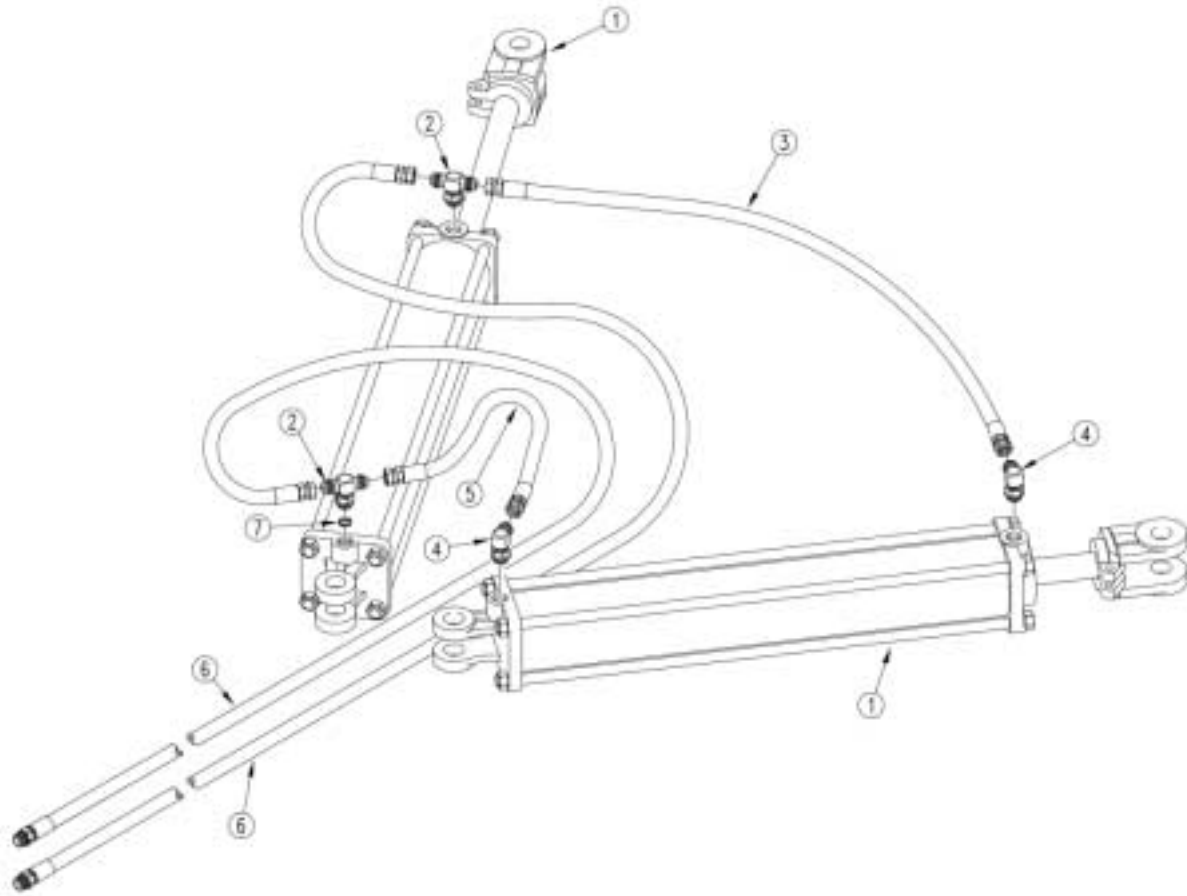
24434

HD 4" x 12" Double Ribbed Single Press Wheel

Ref.	Part No.	Part Description	Comments
1.	802-421C	HFS 1/2-13X3 3/4 GR5 SPTH	
2.	803-169C	NUT HEX FLG. LOCK 1/2-13 PLT.	
3.	198-137D	PRESS WHEEL PIVOT TUBE	
4.	817-084C	PARALLEL ARM PIVOT BUSHING	
5.	202-274D	NG 4X12 PRESS WHEEL ARM	
6.	804-022C	WASHER LOCK SPRING 5/8 PLT	
7.	802-151C	HHCS 5/8-11X4 1/4 GR5	
8.	122-103S	4X12 V-GROOVE PRESS WHL ASSY	
9.	802-119C	HHCS 5/16-18X3 3/4 GR5	
10.	822-095C	BEARING DBL LIP 203 X 5/8 BORE	
11.	803-177C	NUT HEX FLG TOP LK 5/16-18 YLW	
12.	122-041D	4X12 PW RIM HALF	
13.	817-023C	4 X 12 RIM SPACER RING	
14.	814-010C	TIRE PW 4 X 12	
15.	122-197V	4X12 V-GROOVE TIRE & RING ASSY	
16.	817-022C	4 X 12 LARGE SPREADER TUBE	
17.	122-094D	4X12 SMALL SPREADER TUBE-SHORT	

Legend: ● = 1st revision; ● = 2nd revision; ● = 3rd revision; ● = use up existing stock; ⊗ = not interchangeable; ⊗ ① ● = for example: revision 2 is not interchangeable w/revision 1

Fold Hydraulics

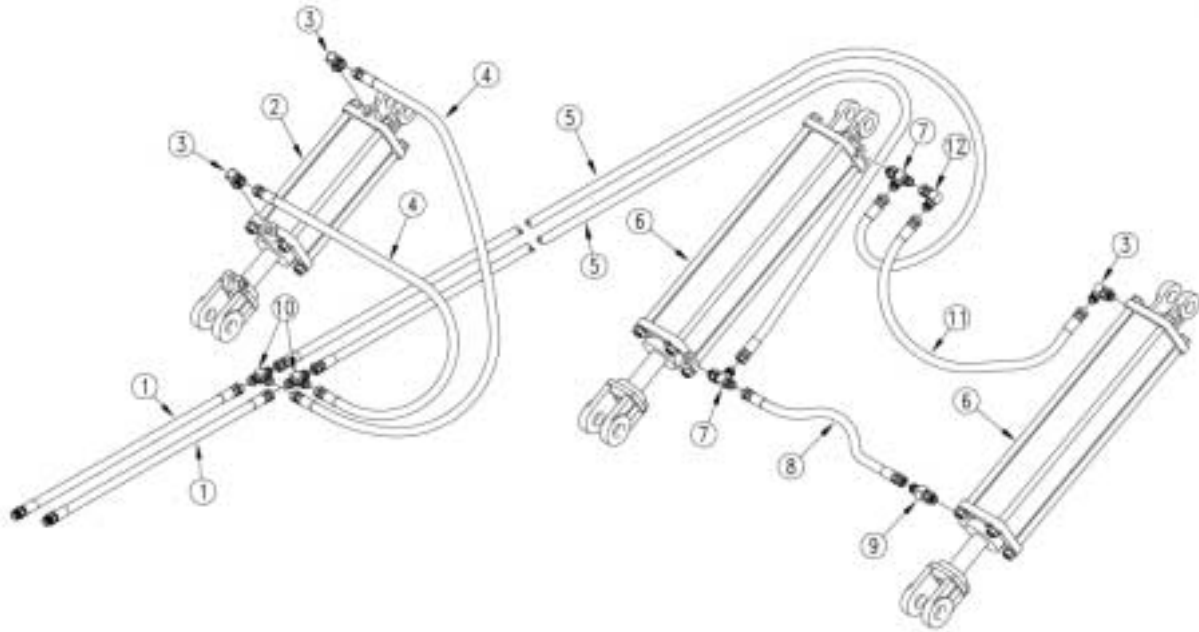


Fold Hydraulics

Ref.	Part No.	Part Description	Comments
1.	810-421C	CYL 4X20X1.50 ROD (TIE ROD)	
2.	811-470C	TE 9/16MJIC 3/4MORB 9/16MJIC	
3.	811-574C	HH1/4R1 040 9/16FJIC	
4.	811-171C	EL 3/4MORB 9/16MJIC	
5.	811-057C	HH1/4R2 020 9/16FJIC	
6.	811-181C	HH1/4R1 405 1/2MNPT 9/16FJIC	

Legend: ● = 1st revision; ● = 2nd revision; ● = 3rd revision; ● = use up existing stock; ⊗ = not interchangeable; ⊗ ① ● = for example: revision 2 is not interchangeable w/revision 1

Transport Axle And Transport Hook Hydraulics

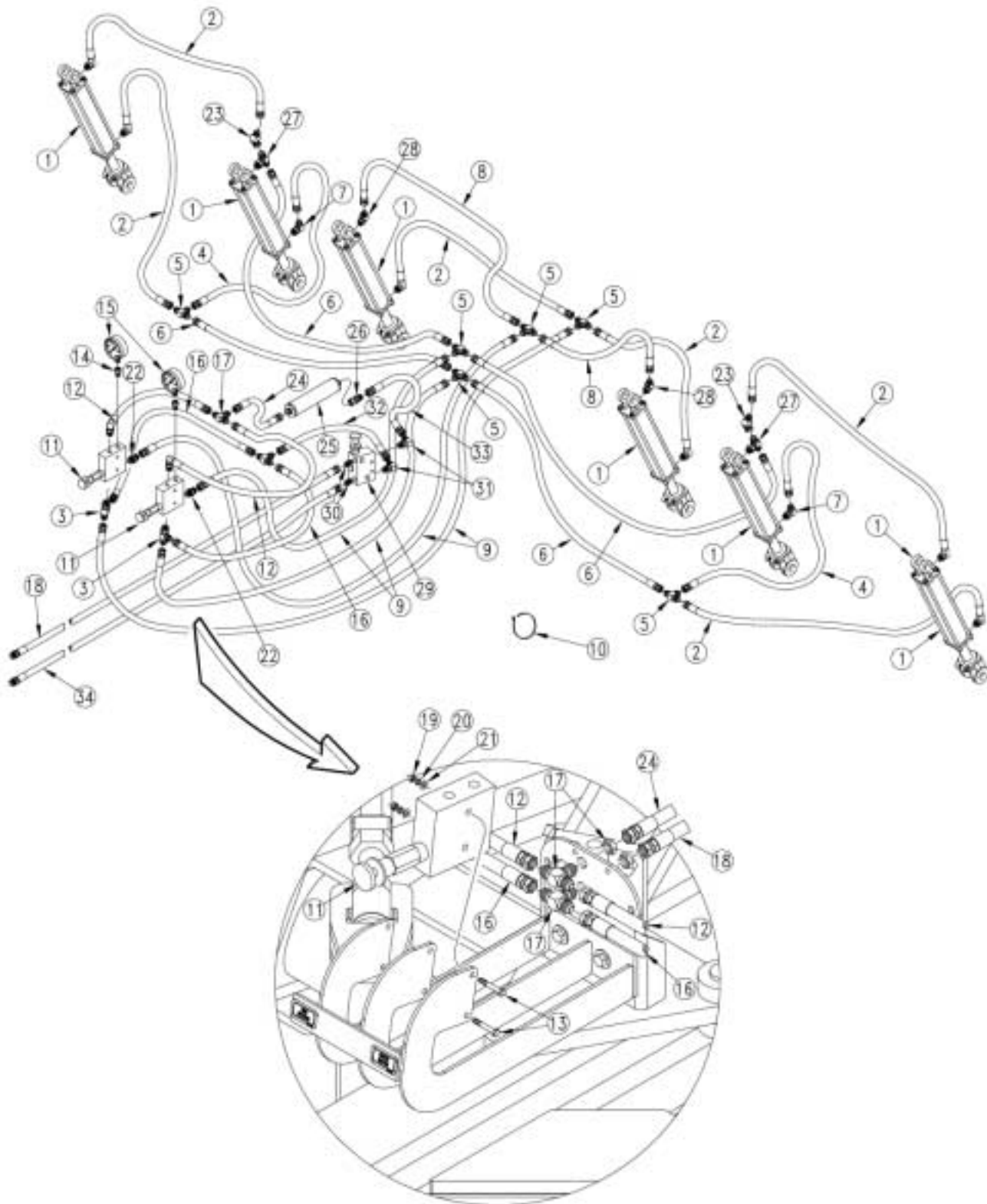


Transport Axle And Transport Hook Hydraulics

Ref.	Part No.	Part Description	Comments
1.	811-724C	HH1/4R2 084 1/2MNPT 9/16FJIC	
2.	810-020C	CYL 4X10X1.25 ROD (TIE ROD)	
3.	811-171C	EL 3/4MORB 9/16MJIC	
4.	811-173C	HH1/4R1 145 9/16FJIC	
5.	811-231C	HH1/4R1 340 9/16FJIC	
6.	810-416C	CYL 4X16X1.50 ROD (TIE ROD)	
7.	811-249C	TE 9/16MJIC 9/16MJIC 3/4MORB	
8.	811-057C	HH1/4R2 020 9/16FJIC	
9.	811-133C	AD 9/16MJIC 3/4MORB	
10.	811-312C	TE 9/16MJIC	
11.	811-442C	HH1/4R2 028 9/16FJIC	
12.	811-169C	EL 9/16MJIC 9/16FJIC	

Legend: ● = 1st revision; ● = 2nd revision; ● = 3rd revision; ● = use up existing stock; ⊗ = not interchangeable; ⊗ ① ● = for example: revision 2 is not interchangeable w/revision 1

Opener Down Pressure Hydraulics (Closed Center) (S/N YY1310-)

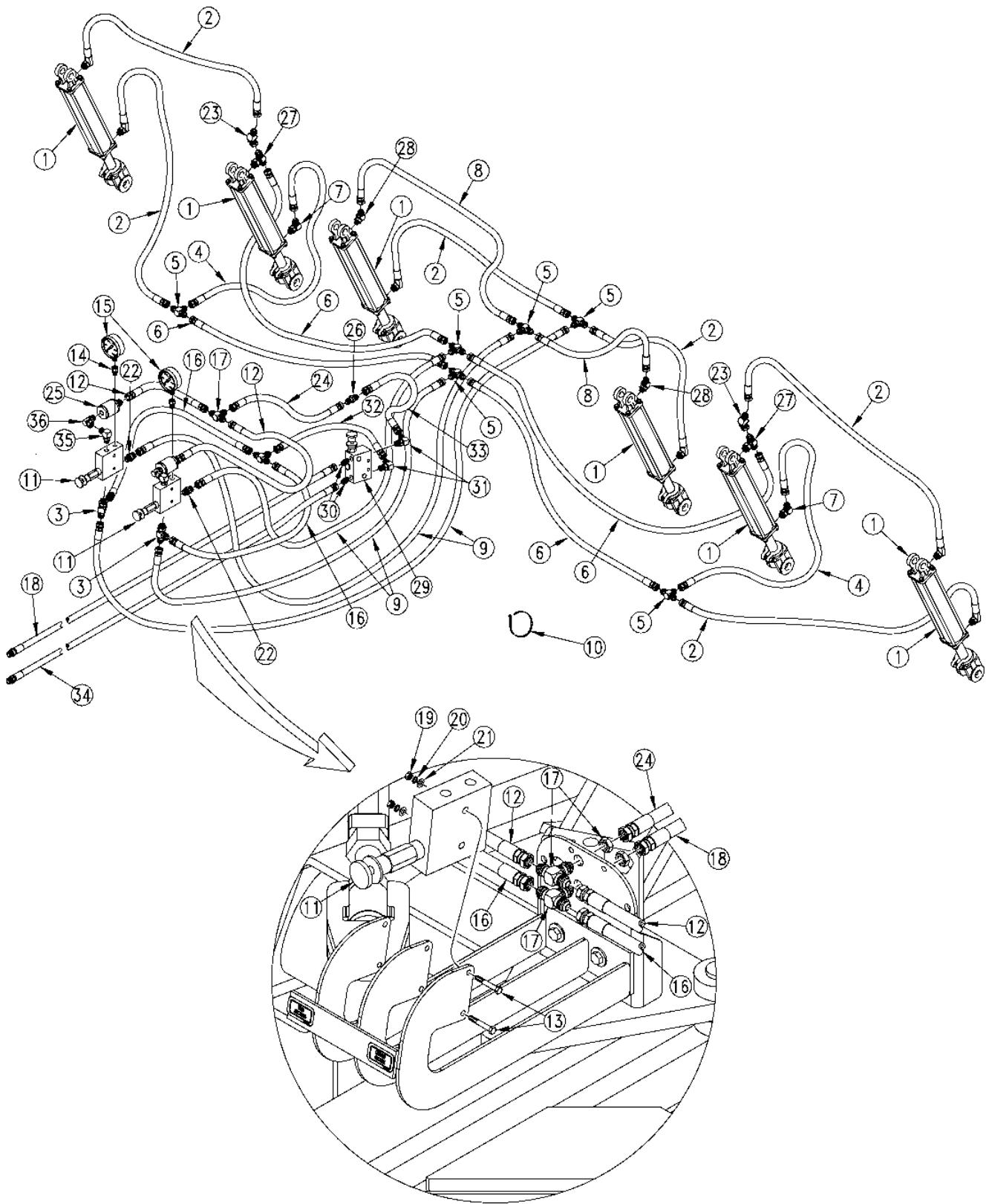


Opener Down Pressure Hydraulics (Closed Center) (S/N YY1310-)

Ref.	Part No.	Part Description	Comments
1.	810-299C	CYL 2X8X1.12 ROD (TIE ROD)	
2.	811-775C	HH1/4R1 124 9/16FJIC9/16MORB90	
3.	811-064C	TE 9/16MJIC 9/16MJIC 9/16MORB	
4.	811-364C	HH3/8R1 026 9/16FJIC	
5.	811-312C	TE 9/16MJIC	
6.	811-713C	HH3/8R2 147 9/16FJIC	
7.	811-065C	EL 9/16MJIC 9/16MORB	
8.	811-212C	HH1/4R1 102 9/16FJIC	
9.	811-774C	HH3/8R1 072 9/16FJIC	
10.	800-082C	CABLE TIE .31X21.5 6DIA 120LB	
11.	810-301C	VALVE PRESS REDUCING W/CHECK	
12.	811-632C	HH3/8R1 021 9/16FJIC9/16MORB90	
13.	802-551C	HHCS 1/4-20X2 1/4 GR5	
14.	811-677C	AD 9/16MORB 1/4FNPT	
15.	810-300C	PRESSURE GAUGE 3000 PSI	
16.	811-631C	HH3/8R1 018 9/16FJIC	
17.	811-356C	TE 9/16MJIC BH 9/16MJIC 9/16MJ	
18.	811-585C	HH3/8R1 408 1/2MNPT 9/16FJIC	
19.	803-006C	NUT HEX 1/4-20 PLT	
20.	804-006C	WASHER LOCK SPRING 1/4 PLT	
21.	804-075C	WASHER FLAT 1/4 USS PLT	
22.	811-170C	AD 9/16MORB 9/16MJIC	
23.	811-397C	EL 45 9/16MJIC 9/16FJIC	
24.	811-286C	HH3/8R2 020 3/4FJIC 9/16FJIC	
25.	810-410C	FILTER INLINE SHOEMAKER #8055	
26.	811-146C	AD 3/4FJIC 9/16MJIC	
27.	811-439C	TE 9/16MORB 9/16MJIC 9/16MJIC	
28.	811-416C	EL 45 9/16MJIC 9/16MORB	
29.	810-432C	HYDRAULIC BYPASS VALVE	
30.	811-133C	AD 9/16MJIC 3/4MORB	
31.	811-171C	EL 3/4MORB 9/16MJIC	
32.	811-631C	HH3/8R1 018 9/16FJIC	
33.	811-118C	HH3/8R1 041 9/16FJIC 3/4FJI	
34.	811-796C	HH1/2R1 408 1/2MNPT 9/16FJIC	

Legend: ● = 1st revision; ● = 2nd revision; ● = 3rd revision; ● = use up existing stock; ⊗ = not interchangeable; ⊗ ① ● = for example: revision 2 is not interchangeable w/revision 1

Opener Down Pressure Hydraulics (Closed Center) (S/N YY1311+)



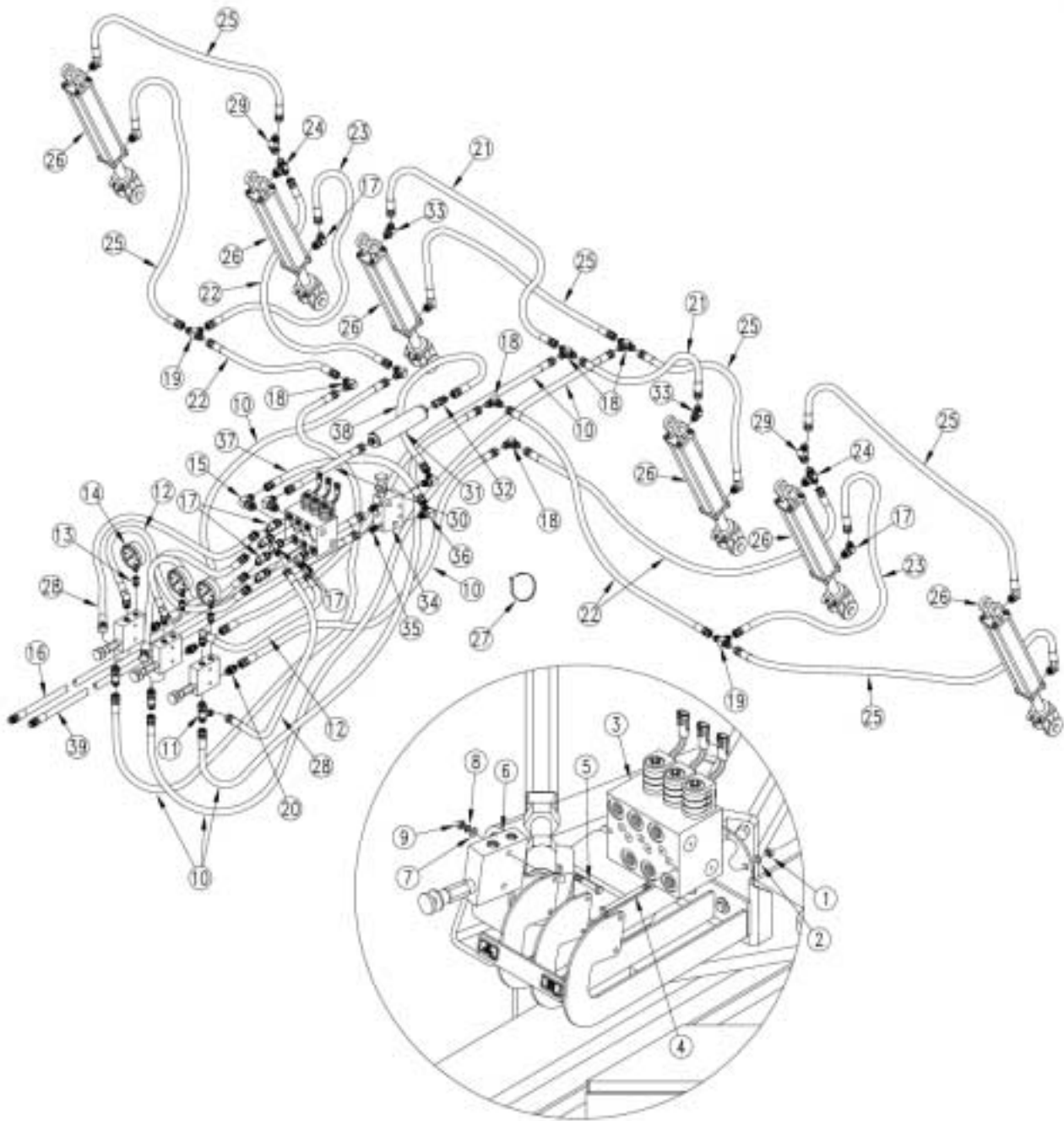
22968

Opener Down Pressure Hydraulics (Closed Center) (S/N YY1311+)

Ref.	Part No.	Part Description	Comments
1.	810-299C	CYL 2X8X1.12 ROD (TIE ROD)	
2.	811-775C	HH1/4R1 124 9/16FJIC9/16MORB90	
3.	811-064C	TE 9/16MJIC 9/16MJIC 9/16MORB	
4.	811-364C	HH3/8R1 026 9/16FJIC	
5.	811-312C	TE 9/16MJIC	
6.	811-713C	HH3/8R2 147 9/16FJIC	
7.	811-065C	EL 9/16MJIC 9/16MORB	
8.	811-212C	HH1/4R1 102 9/16FJIC	
9.	811-774C	HH3/8R1 072 9/16FJIC	
10.	800-082C	CABLE TIE .31X21.5 6DIA 120LB	
11.	810-301C	VALVE PRESS REDUCING W/CHECK	
12.	811-286C	HH3/8R2 020 3/4FJIC 9/16FJIC	
13.	802-551C	HHCS 1/4-20X2 1/4 GR5	
14.	811-677C	AD 9/16MORB 1/4FNPT	
15.	810-300C	PRESSURE GAUGE 3000 PSI	
16.	811-631C	HH3/8R1 018 9/16FJIC	
17.	811-356C	TE 9/16MJIC BH 9/16MJIC 9/16MJ	
18.	811-585C	HH3/8R1 408 1/2MNPT 9/16FJIC	
19.	803-006C	NUT HEX 1/4-20 PLT	
20.	804-006C	WASHER LOCK SPRING 1/4 PLT	
21.	804-075C	WASHER FLAT 1/4 USS PLT	
22.	811-170C	AD 9/16MORB 9/16MJIC	
23.	811-397C	EL 45 9/16MJIC 9/16FJIC	
24.	811-286C	HH3/8R2 020 3/4FJIC 9/16FJIC	
25.	810-554C	FILTER INLINE 3/4FORB 3/4MJIC	For replacement screen order 810-553C
26.	811-430C	AD 3/4MJIC 3/4MJIC	
27.	811-439C	TE 9/16MORB 9/16MJIC 9/16MJIC	
28.	811-416C	EL 45 9/16MJIC 9/16MORB	
29.	810-432C	HYDRAULIC BYPASS VALVE	
30.	811-133C	AD 9/16MJIC 3/4MORB	
31.	811-171C	EL 3/4MORB 9/16MJIC	
32.	811-631C	HH3/8R1 018 9/16FJIC	
33.	811-118C	HH3/8R1 041 9/16FJIC 3/4FJIC	
34.	811-796C	HH1/2R1 408 1/2MNPT 9/16FJIC	
35.	811-216C	EL 3/4MJIC 9/16MORB	
36.	841-077C	EL 3/4FJIC 3/4MORB	

Legend: ● = 1st revision; ● = 2nd revision; ● = 3rd revision; ● = use up existing stock; ⊗ = not interchangeable; ⊗ ① ● = for example: revision 2 is not interchangeable w/revision 1

Opener Down Pressure Hydraulics With Point Row (Option) (S/N YY1310-)

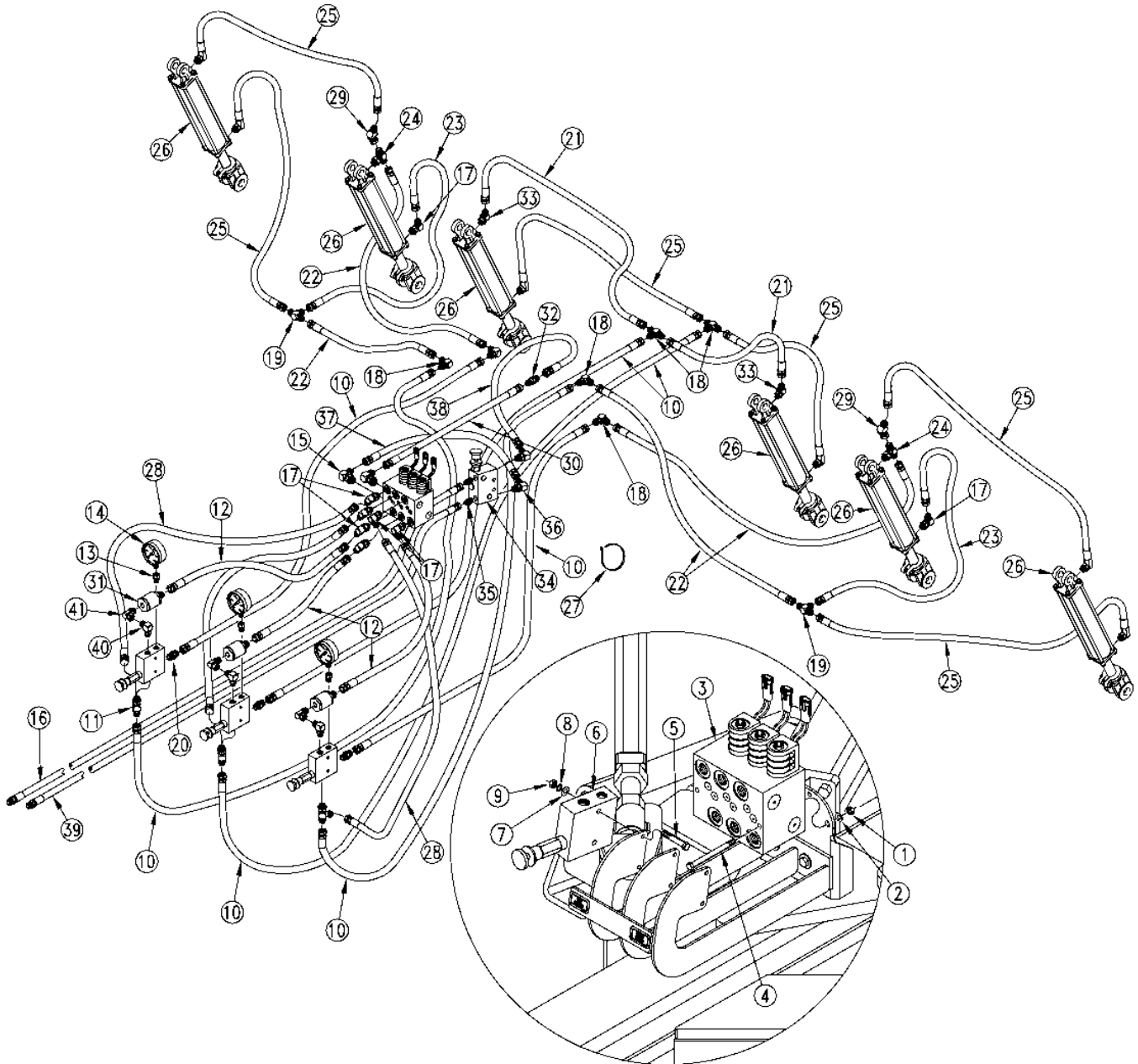


Opener Down Pressure Hydraulics With Point Row (Option) (S/N YY1310-)

Ref.	Part No.	Part Description	Comments
1.	803-013C	NUT LOCK 3/8-16 PLT	
2.	804-011C	WASHER FLAT 3/8 USS PLT	
3.	810-371C	MANIFOLD ASY 3S-3000 POINT ROW	
4.	802-026C	HHCS 3/8-16X3 3/4 GR5	
5.	802-551C	HHCS 1/4-20X2 1/4 GR5	
6.	810-301C	VALVE PRESS REDUCING W/CHECK	
7.	804-075C	WASHER FLAT 1/4 USS PLT	
8.	804-006C	WASHER LOCK SPRING 1/4 PLT	
9.	803-006C	NUT HEX 1/4-20 PLT	
10.	811-774C	HH3/8R1 072 9/16FJIC	
11.	811-064C	TE 9/16MJIC 9/16MJIC 9/16MORB	
12.	811-632C	HH3/8R1 021 9/16FJIC9/16MORB90	
13.	811-677C	AD 9/16MORB 1/4FNPT	
14.	810-300C	PRESSURE GAUGE 3000 PSI	
15.	811-171C	EL 3/4MORB 9/16MJIC	
16.	811-585C	HH3/8R1 408 1/2MNPT 9/16FJIC	
17.	811-065C	EL 9/16MJIC 9/16MORB	
18.	811-393C	EL 9/16MJIC	
19.	811-312C	TE 9/16MJIC	
20.	811-170C	AD 9/16MORB 9/16MJIC	
21.	811-212C	HH1/4R1 102 9/16FJIC	
22.	811-713C	HH1/4R1 1479/16FJIC	
23.	811-364C	HH3/8R1 026 9/16FJIC	
24.	811-439C	TE 9/16MORB 9/16MJIC 9/16MJIC	
25.	811-775C	HH1/4R1 120 9/16FJIC9/16MORB90	
26.	810-299C	CYL 2X8X1.12 ROD (TIE ROD)	
27.	800-082C	CABLE TIE .31X21.5 6DIA 120LB	
28.	811-631C	HH3/8R1 018 9/16FJIC	
29.	811-397C	EL 45 9/16MJIC 9/16FJIC	
30.	811-286C	HH3/8R2 020 3/4FJIC 9/16FJIC	
31.	810-410C	FILTER INLINE SHOEMAKER #8055	
32.	811-146C	AD 3/4FJIC 9/16MJIC	
33.	811-416C	EL 45 9/16MJIC 9/16MORB	
34.	810-432C	HYDRAULIC BYPASS VALVE	
35.	811-133C	AD 9/16MJIC 3/4MORB	
36.	811-171C	EL 3/4MORB 9/16MJIC	
37.	811-631C	HH3/8R1 018 9/16FJIC	
38.	811-118C	HH3/8R1 041 9/16FJIC 3/4FJIC	
39.	811-796C	HH1/2R1 408 1/2MNPT 9/16FJIC	

Legend: ● = 1st revision; ● = 2nd revision; ● = 3rd revision; ● = use up existing stock; ⊗ = not interchangeable; ⊗ ① ● = for example: revision 2 is not interchangeable w/revision 1

Opener Down Pressure Hydraulics With Point Row (Option) (S/N YY1311+)



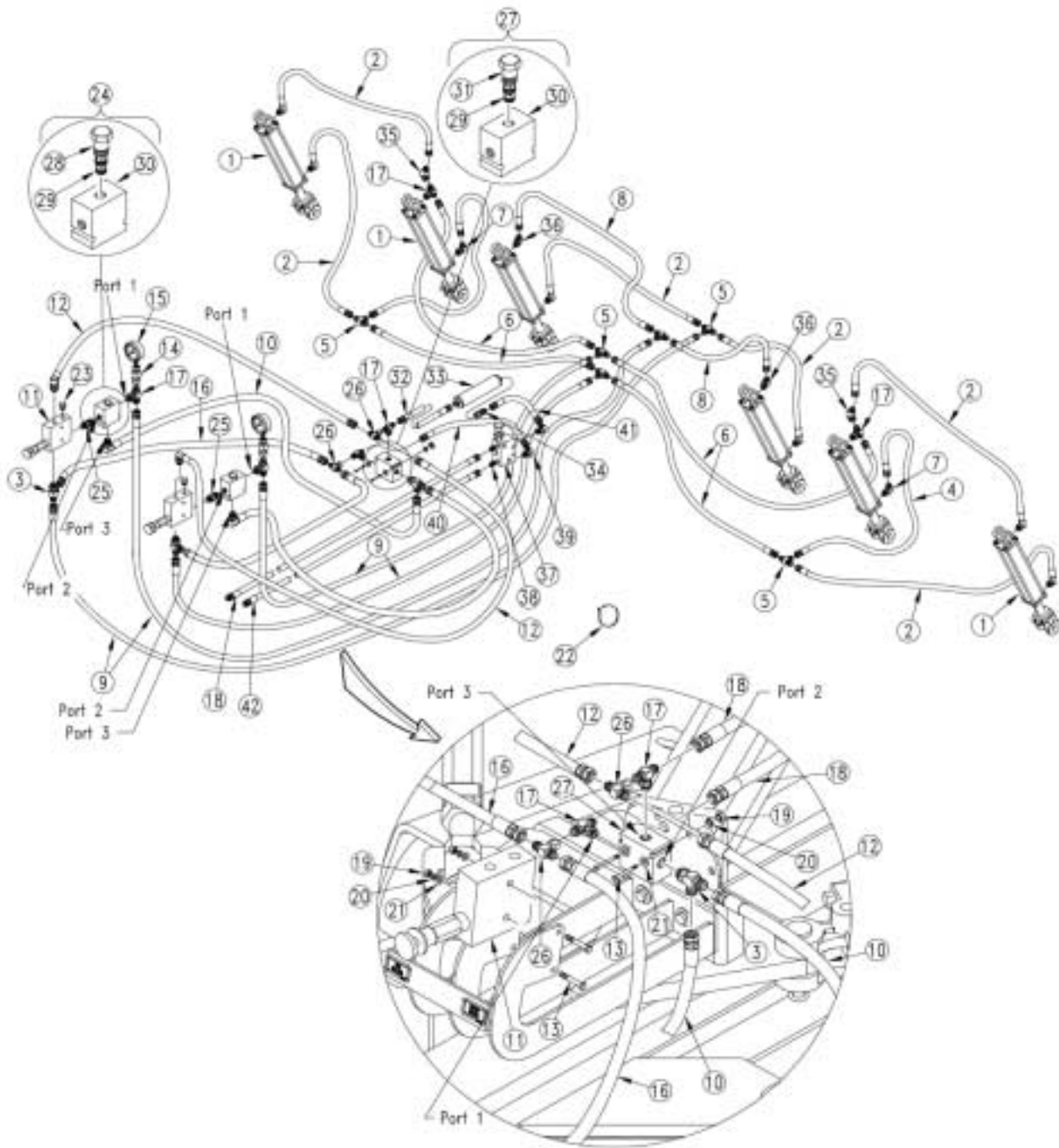
22969

Opener Down Pressure Hydraulics With Point Row (Option) (S/N YY1311+)

Ref.	Part No.	Part Description	Comments
1.	803-013C	NUT LOCK 3/8-16 PLT	
2.	804-011C	WASHER FLAT 3/8 USS PLT	
3.	810-371C	MANIFOLD ASY 3S-3000 POINT ROW	
4.	802-026C	HHCS 3/8-16X3 3/4 GR5	
5.	802-551C	HHCS 1/4-20X2 1/4 GR5	
6.	810-301C	VALVE PRESS REDUCING W/CHECK	
7.	804-075C	WASHER FLAT 1/4 USS PLT	
8.	804-006C	WASHER LOCK SPRING 1/4 PLT	
9.	803-006C	NUT HEX 1/4-20 PLT	
10.	811-774C	HH3/8R1 072 9/16FJIC	
11.	811-064C	TE 9/16MJIC 9/16MJIC 9/16MORB	
12.	811-286C	HH3/8R2 020 3/4FJIC 9/16FJIC	
13.	811-677C	AD 9/16MORB 1/4FNPT	
14.	810-300C	PRESSURE GAUGE 3000 PSI	
15.	811-171C	EL 3/4MORB 9/16MJIC	
16.	811-585C	HH3/8R1 408 1/2MNPT 9/16FJIC	
17.	811-065C	EL 9/16MJIC 9/16MORB	
18.	811-393C	EL 9/16MJIC	
19.	811-312C	TE 9/16MJIC	
20.	811-170C	AD 9/16MORB 9/16MJIC	
21.	811-212C	HH1/4R1 102 9/16FJIC	
22.	811-713C	HH3/8R2 147 9/16FJIC	
23.	811-364C	HH3/8R1 026 9/16FJIC	
24.	811-439C	TE 9/16MORB 9/16MJIC 9/16MJIC	
25.	811-775C	HH1/4R1 124 9/16FJIC9/16MORB90	
26.	810-299C	CYL 2X8X1.12 ROD (TIE ROD)	
27.	800-082C	CABLE TIE .31X21.5 6DIA 120LB	
28.	811-631C	HH3/8R1 018 9/16FJIC	
29.	811-397C	EL 45 9/16MJIC 9/16FJIC	
30.	811-286C	HH3/8R2 020 3/4FJIC 9/16FJIC	
31.	810-554C	FILTER INLINE 3/4FORB 3/4MJIC	For replacement screen order 810-553C
32.	811-430C	AD 3/4MJIC 3/4MJIC	
33.	811-416C	EL 45 9/16MJIC 9/16MORB	
34.	810-432C	HYDRAULIC BYPASS VALVE	
35.	811-133C	AD 9/16MJIC 3/4MORB	
36.	811-171C	EL 3/4MORB 9/16MJIC	
37.	811-631C	HH3/8R1 018 9/16FJIC	
38.	811-118C	HH3/8R1 041 9/16FJIC 3/4FJIC	
39.	811-796C	HH1/2R1 408 1/2MNPT 9/16FJIC	
40.	811-216C	EL 3/4MJIC 9/16MORB	
41.	841-077C	EL 3/4FJIC 3/4MORB	

Legend: ● = 1st revision; ● = 2nd revision; ● = 3rd revision; ● = use up existing stock; ⊗ = not interchangeable; ⊗ ① ● = for example: revision 2 is not interchangeable w/revision 1

Opener Down Pressure Hydraulics (Open Center) (S/N YY1310-)

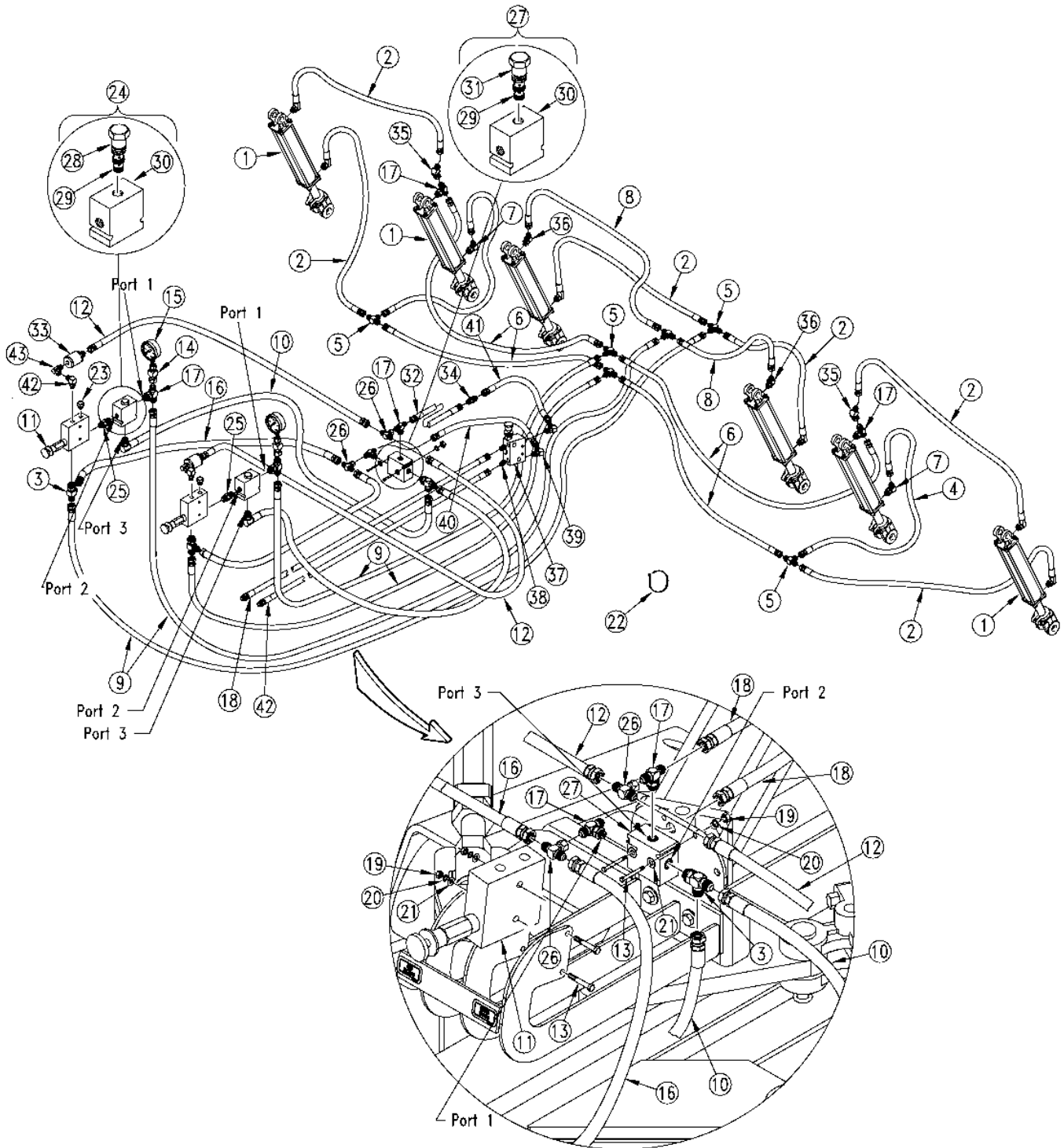


Opener Down Pressure Hydraulics (Open Center) (S/N YY1310-)

Ref.	Part No.	Part Description	Comments
1.	810-299C	CYL 2X8X1.12 ROD (TIE ROD)	
2.	811-775C	HH1/4R1 124 9/16FJIC9/16MORB90	
3.	811-064C	TE 9/16MJIC 9/16MJIC 9/16MORB	
4.	811-364C	HH3/8R1 026 9/16FJIC	
5.	811-312C	TE 9/16MJIC	
6.	811-713C	HH3/8R2 147 9/16FJIC	
7.	811-065C	EL 9/16MJIC 9/16MORB	
8.	811-212C	HH1/4R1 102 9/16FJIC	
9.	811-774C	HH3/8R1 072 9/16FJIC	
10.	811-531C	HH1/4R2 018 9/16FJIC9/16MORB90	
11.	810-301C	VALVE PRESS REDUCING W/CHECK	
12.	811-632C	HH3/8R1 021 9/16FJIC9/16MORB90	
13.	802-551C	HHCS 1/4-20X2 1/4 GR5	
14.	811-582C	AD 9/16FJIC 1/4FNPT	
15.	810-300C	PRESSURE GAUGE 3000 PSI	
16.	811-631C	HH3/8R1 018 9/16FJIC	
17.	811-439C	TE 9/16MORB 9/16MJIC 9/16MJIC	
18.	811-585C	HH3/8R1 408 1/2MNPT 9/16FJIC	
19.	803-006C	NUT HEX 1/4-20 PLT	
20.	804-006C	WASHER LOCK SPRING 1/4 PLT	
21.	804-075C	WASHER FLAT 1/4 USS PLT	
22.	800-082C	CABLE TIE .31X21.5 6DIA 120LB	
23.	811-675C	PL 9/16MORB HEX HEAD	
24.	810-343C	VALVE PO CHECK 2:1 W/9/16FORB	
25.	811-636C	AD 9/16MORB STRAIGHT UNION	
26.	811-193C	TE 9/16FJIC 9/16MJIC 9/16MJIC	
27.	810-344C	VALVE SHUTTLE 9/16FORB PORTS	
28.	810-293C	VALVE P O CHECK DELTA 85002692	
29.	810-303C	SEAL KIT 7/8-14 DELTA 21170040	
30.	30102360	DELTA BODY ONLY FS#6 SAE PORTS	
31.	85002946	DELTA SHUTTLE VALVE CARTRIDGE	
32.	811-286C	HH3/8R2 020 3/4FJIC 9/16FJIC	
33.	810-410C	FILTER INLINE SHOEMAKER #8055	
34.	811-146C	AD 3/4FJIC 9/16MJIC	
35.	811-397C	EL 45 9/16MJIC 9/16FJIC	
36.	811-416C	EL 45 9/16MJIC 9/16MORB	
37.	810-432C	HYDRAULIC BYPASS VALVE	
38.	811-133C	AD 9/16MJIC 3/4MORB	
39.	811-171C	EL 3/4MORB 9/16MJIC	
40.	811-631C	HH3/8R1 018 9/16FJIC	
41.	811-118C	HH3/8R1 041 9/16FJIC 3/4FJIC	
42.	811-796C	HH1/2R1 408 1/2MNPT 9/16FJIC	

Legend: ● = 1st revision; ● = 2nd revision; ● = 3rd revision; ● = use up existing stock; ⊗ = not interchangeable; ⊗ ① ● = for example: revision 2 is not interchangeable w/revision 1

Opener Down Pressure Hydraulics (Open Center) (S/N YY1311+)



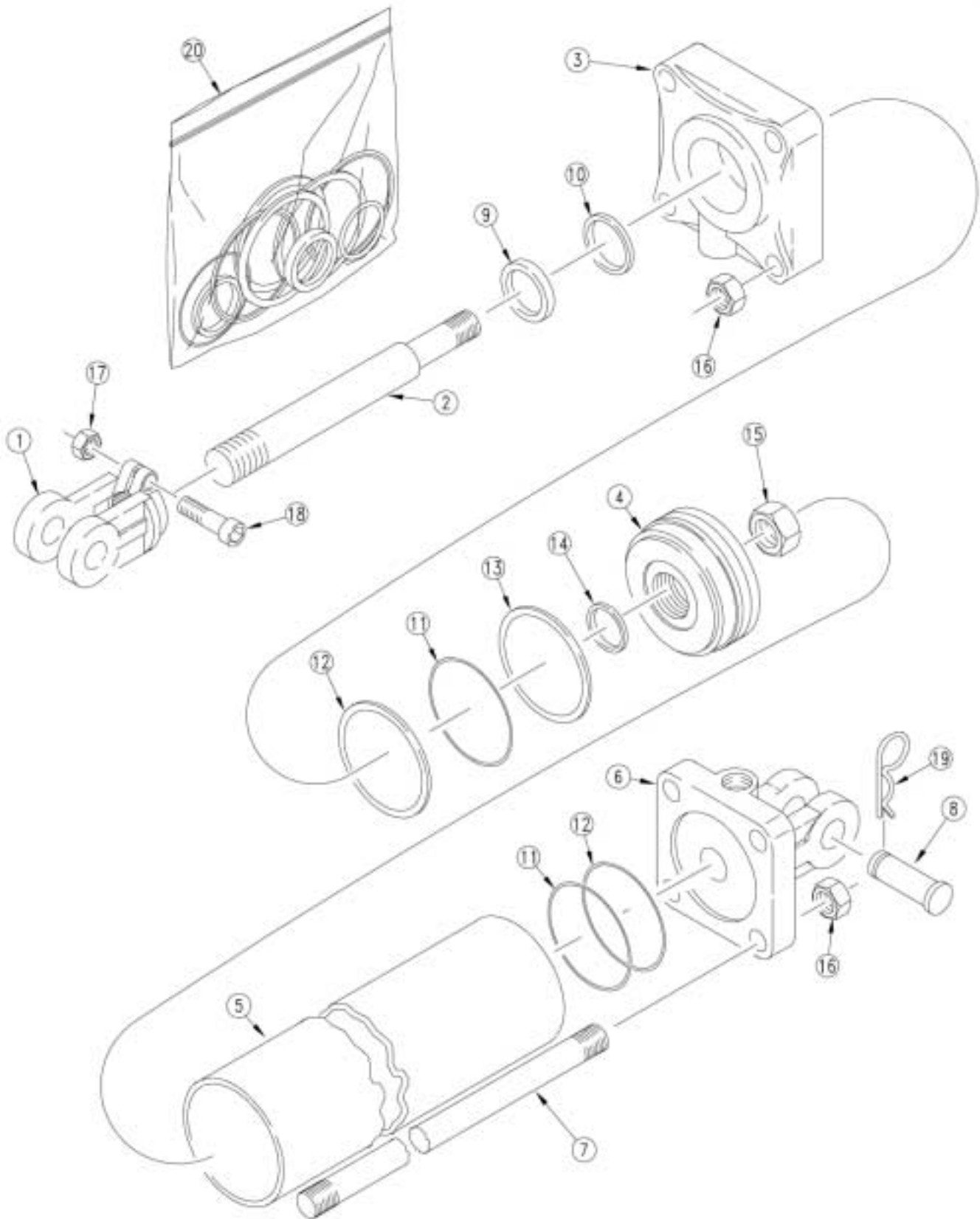
22970

Opener Down Pressure Hydraulics (Open Center) (S/N YY1311+)

Ref.	Part No.	Part Description	Comments
1.	810-299C	CYL 2X8X1.12 ROD (TIE ROD)	
2.	811-775C	HH1/4R1 124 9/16FJIC9/16MORB90	
3.	811-064C	TE 9/16MJIC 9/16MJIC 9/16MORB	
4.	811-364C	HH3/8R1 026 9/16FJIC	
5.	811-312C	TE 9/16MJIC	
6.	811-713C	HH3/8R2 147 9/16FJIC	
7.	811-065C	EL 9/16MJIC 9/16MORB	
8.	811-212C	HH1/4R1 102 9/16FJIC	
9.	811-774C	HH3/8R1 072 9/16FJIC	
10.	811-531C	HH1/4R2 018 9/16FJIC9/16MORB90	
11.	810-301C	VALVE PRESS REDUCING W/CHECK	
12.	811-286C	HH3/8R2 020 3/4FJIC 9/16FJIC	
13.	802-551C	HHCS 1/4-20X2 1/4 GR5	
14.	811-582C	AD 9/16FJIC 1/4FNPT	
15.	810-300C	PRESSURE GAUGE 3000 PSI	
16.	811-631C	HH3/8R1 018 9/16FJIC	
17.	811-439C	TE 9/16MORB 9/16MJIC 9/16MJIC	
18.	811-585C	HH3/8R1 408 1/2MNPT 9/16FJIC	
19.	803-006C	NUT HEX 1/4-20 PLT	
20.	804-006C	WASHER LOCK SPRING 1/4 PLT	
21.	804-075C	WASHER FLAT 1/4 USS PLT	
22.	800-082C	CABLE TIE .31X21.5 6DIA 120LB	
23.	811-675C	PL 9/16MORB HEX HEAD	
24.	810-343C	VALVE PO CHECK 2:1 W/9/16FORB	
25.	811-636C	AD 9/16MORB STRAIGHT UNION	
26.	811-193C	TE 9/16FJIC 9/16MJIC 9/16MJIC	
27.	810-344C	VALVE SHUTTLE 9/16FORB PORTS	
28.	810-293C	VALVE P O CHECK DELTA 85002692	
29.	810-303C	SEAL KIT 7/8-14 DELTA 21170040	
30.	30102360	DELTA BODY ONLY FS#6 SAE PORTS	
31.	85002946	DELTA SHUTTLE VALVE CARTRIDGE	
32.	811-286C	HH3/8R2 020 3/4FJIC 9/16FJIC	
33.	810-554C	FILTER INLINE 3/4FORB 3/4MJIC	For replacement screen order 810-553C
34.	811-430C	AD 3/4MJIC 3/4MJIC	
35.	811-397C	EL 45 9/16MJIC 9/16FJIC	
36.	811-416C	EL 45 9/16MJIC 9/16MORB	
37.	810-432C	HYDRAULIC BYPASS VALVE	
38.	811-133C	AD 9/16MJIC 3/4MORB	
39.	811-171C	EL 3/4MORB 9/16MJIC	
40.	811-631C	HH3/8R1 018 9/16FJIC	
41.	811-118C	HH3/8R1 041 9/16FJIC 3/4FJIC	
42.	811-216C	EL 3/4MJIC 9/16MORB	
43.	841-077C	EL 3/4FJIC 3/4MORB	

Legend: ● = 1st revision; ● = 2nd revision; ● = 3rd revision; ● = use up existing stock; ⊗ = not interchangeable; ⊗ ① ● = for example: revision 2 is not interchangeable w/revision 1

Midway Hydraulic Cylinder (810-421C)



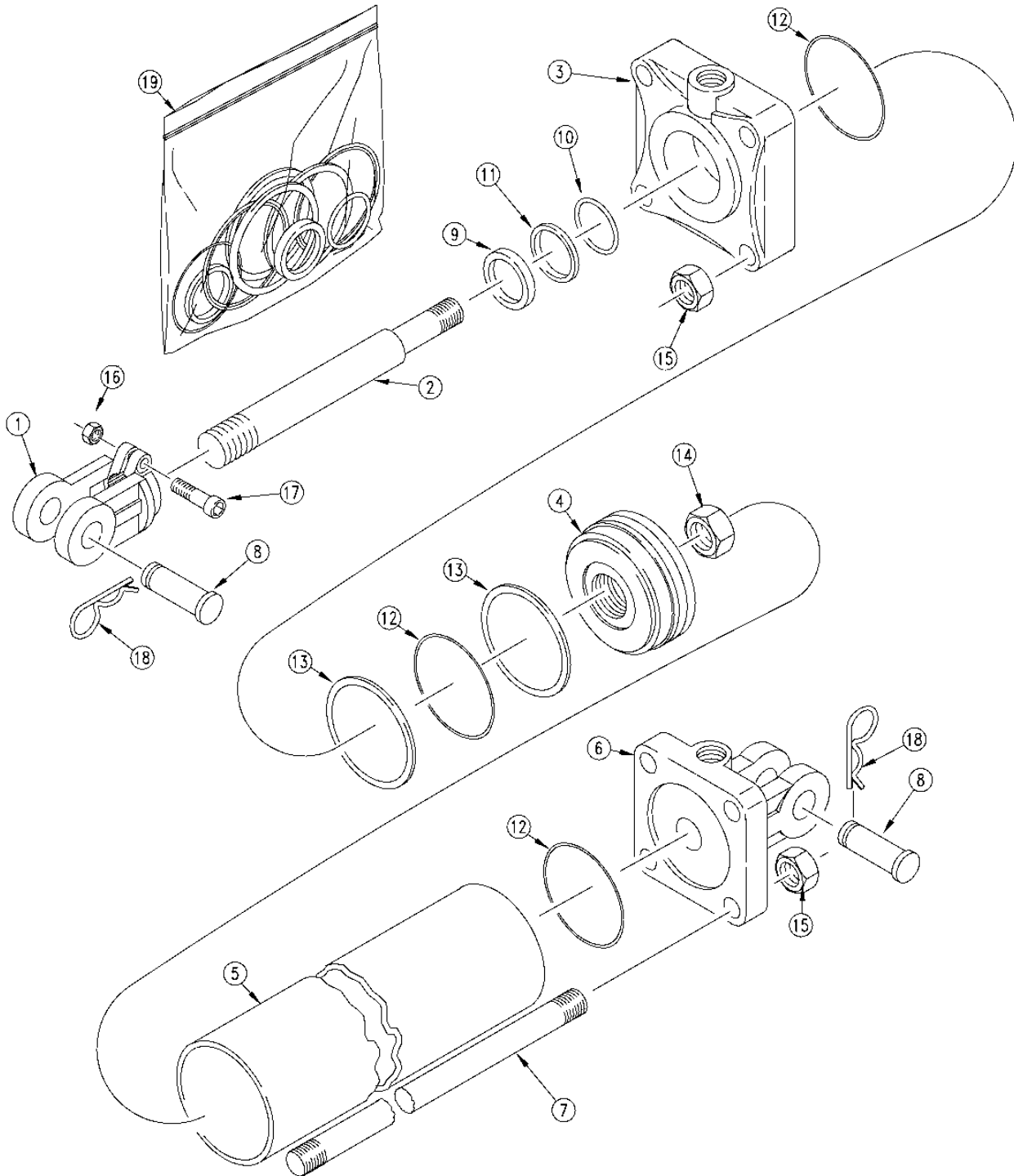
18802

Midway Hydraulic Cylinder (810-421C)

Ref.	Part No.	Part Description	Comments
1.	1M7016	CLEVIS ROD MIDWAY	
2.	2M6628	MW ROD	
3.	3R6012	HEAD MIDWAY	
4.	4M6108	MW PISTON	
5.	5M6128	MW TUBE	
6.	6R5162	MW BASE	
7.	7M6328	MW TIE ROD	
8.	2A0208	MW CLEVIS PIN	
9.	2A0042	MW WIPER	Only Available in Seal Kit #20
10.	2A0426	U-CUP	Only Available in Seal Kit #20
11.	2A0245	O-RING MIDWAY	Only Available in Seal Kit #20
12.	2A0275	BACK UP MIDWAY	Only Available in Seal Kit #20
13.	2A0458	CROWN SEAL MIDWAY	
14.	2A0052	MW PISTON NUT SEAL	
15.	2A0024	MW PISTON NUT 1-14	
16.	2A0018	MW TIE ROD NUT	
17.	2A0012	MW NUT CLEVIS & TIE ROD	
18.	802-023C	HHCS 3/8-16 x 1 3/4 GR 5	
19.	2A0132	MW PIN CLIP	
20.	810-014C	CYL SEAL KIT 4 X 16 MW 5A6106	

Legend: ● = 1st revision; ● = 2nd revision; ● = 3rd revision; ● = use up existing stock; ⊗ = not interchangeable; ⊗ ① ● = for example: revision 2 is not interchangeable w/revision 1

Midway Hydraulic Cylinder (810-020C)

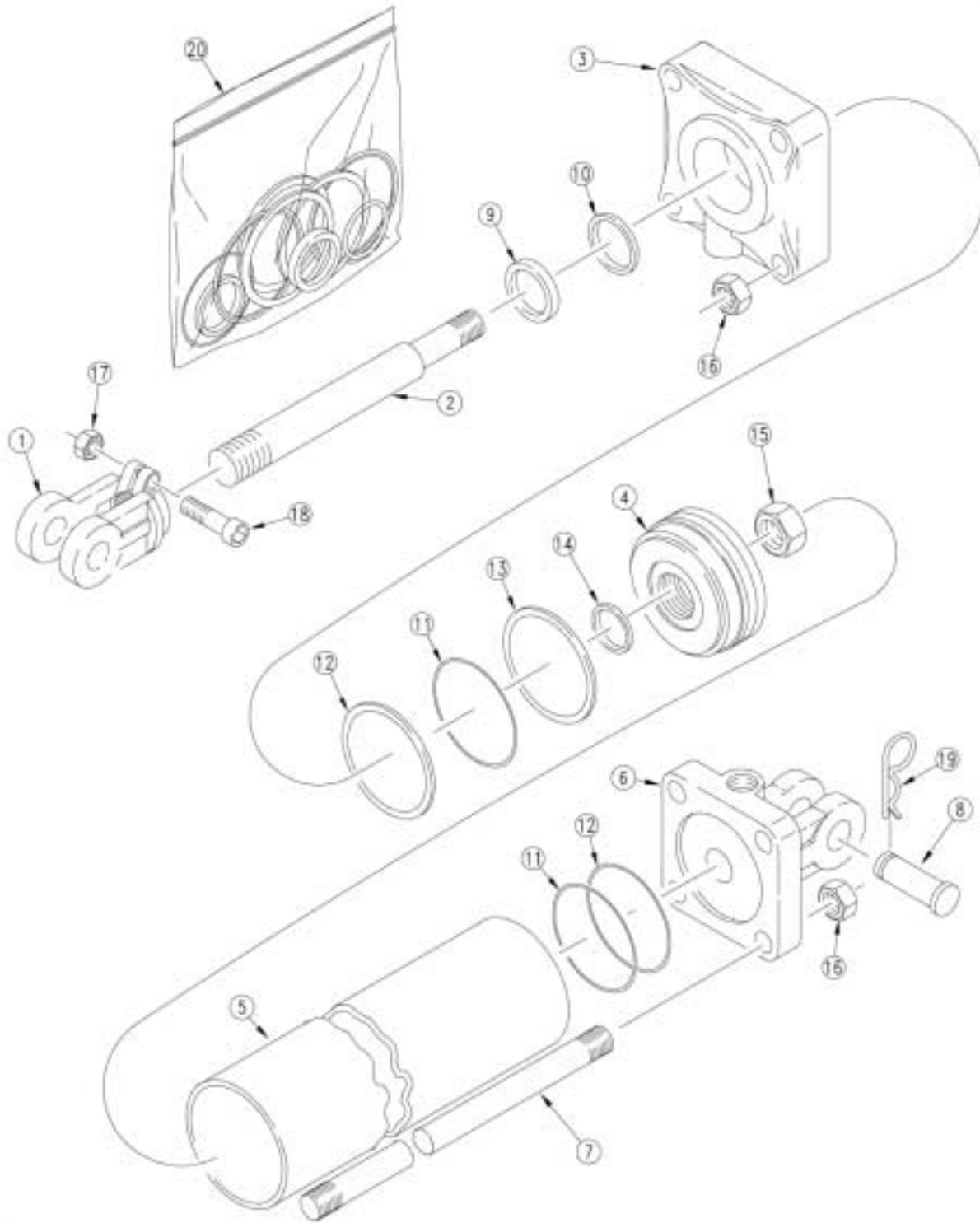


Midway Hydraulic Cylinder (810-020C)

Ref.	Part No.	Part Description	Comments
1.	1M7016	CLEVIS ROD MIDWAY	
2.	2M6470	MW ROD 1-1/4 DIA.X 10 STROKE	
3.	3R5712	MW HEAD CAP	
4.	4M6108	MW PISTON	
5.	2M6108	MW TUBE	
6.	6R5164	BASE MIDWAY	
7.	7M6318	MW TIE ROD 4 X 10 CYLINDER	
8.	2A0208	MW CLEVIS PIN	
9.		WIPER	Only found in seal kit #19
10.		O-RING	Only found in seal kit #19
11.		BACK-UP	Only found in seal kit #19
12.		O-RING	Only found in seal kit #19
13.		BACK-UP	Only found in seal kit #19
14.	2A0024	MW PISTON NUT 1-14	
15.	2A0018	MW TIE ROD NUT	
16.	2A0012	MW NUT CLEVIS & TIE ROD	
17.	2A0006	MW CAPSCREW	
18.	2A0132	MW PIN CLIP	
19.	810-013C	CYL SEAL KIT 4 X 14 MW 5A6102	

Legend: ● = 1st revision; ● = 2nd revision; ● = 3rd revision; ● = use up existing stock; ⊗ = not interchangeable; ⊗ ① ● = for example: revision 2 is not interchangeable w/revision 1

Midway Hydraulic Cylinder (810-416C)

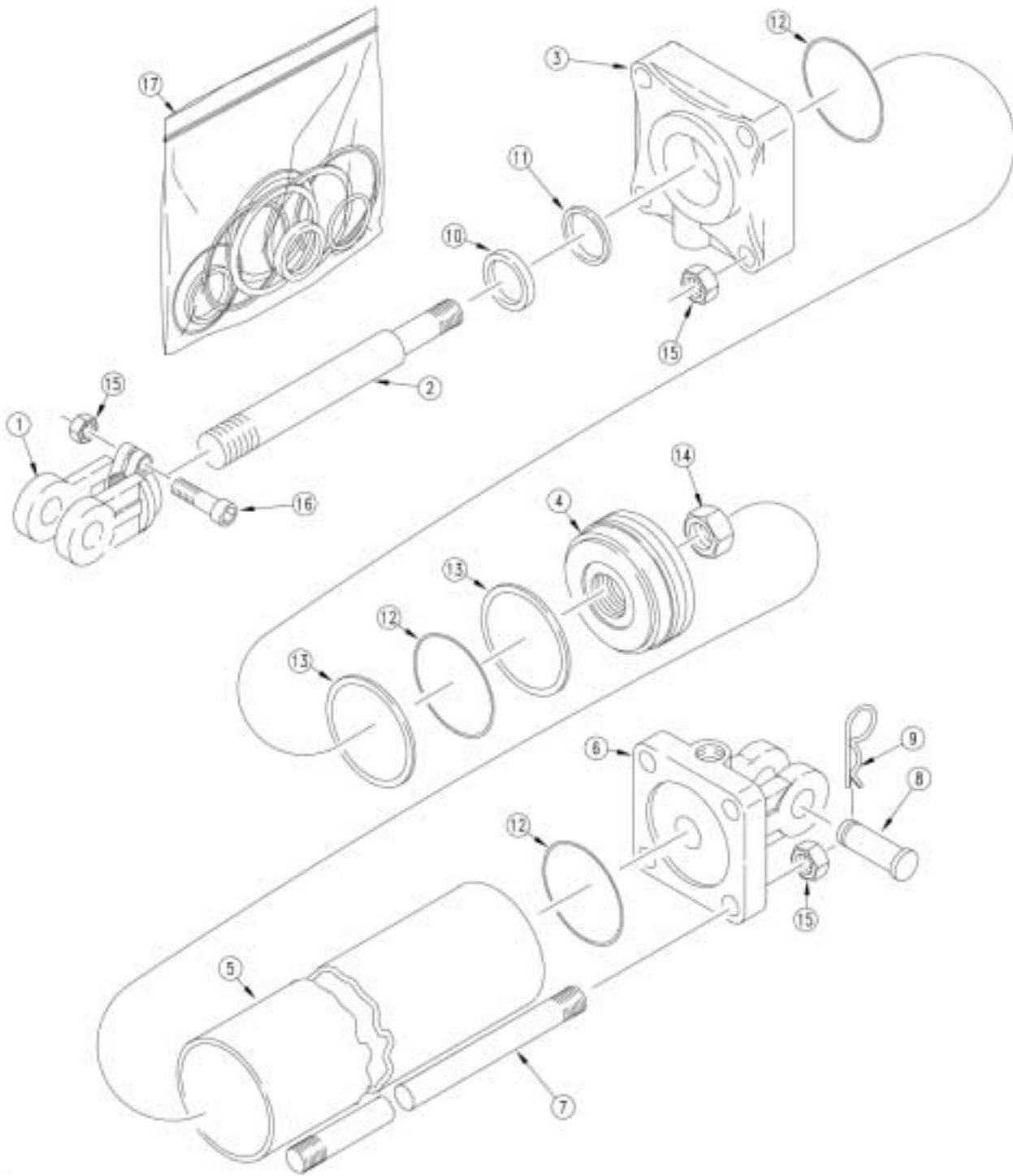


Midway Hydraulic Cylinder (810-416C)

Ref.	Part No.	Part Description	Comments
1.	1M7016	CLEVIS ROD MIDWAY	
2.	2M6526	MW ROD	
3.	3R5912	HEAD MIDWAY	
4.	4M6108	MW PISTON	
5.	5M6124	MW TUBE	
6.	6R5162	MW BASE	
7.	7M6324	MW TIE ROD	
8.	2A0208	MW CLEVIS PIN	
9.		MW WIPER	Only found in seal kit #20
10.		U-CUP	Only found in seal kit #20
11.		O-RING MIDWAY	Only found in seal kit #20
12.		BACK UP MIDWAY	Only found in seal kit #20
13.		CROWN SEAL	Only found in seal kit #20
14.	2A0052	MW PISTON NUT SEAL	
15.	2A0024	MW PISTON NUT 1-14	
16.	2A0018	MW TIE ROD NUT	
17.	2A0012	MW NUT CLEVIS & TIE ROD	
18.	2A0006	MW CAPSCREW	
19.	2A0132	MW PIN CLIP	
20.	810-060C	CYL SEAL KIT-810-031C-5A6104	

Legend: ● = 1st revision; ● = 2nd revision; ● = 3rd revision; ● = use up existing stock; ⊗ = not interchangeable; ⊗ ① ● = for example: revision 2 is not interchangeable w/revision 1

Midway Hydraulic Cylinder (810-299C)

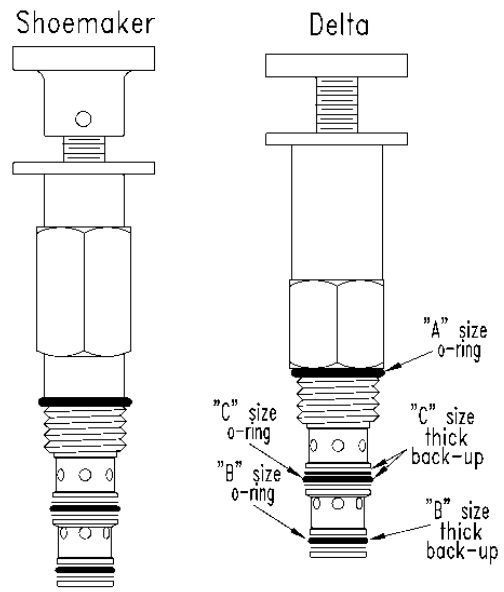
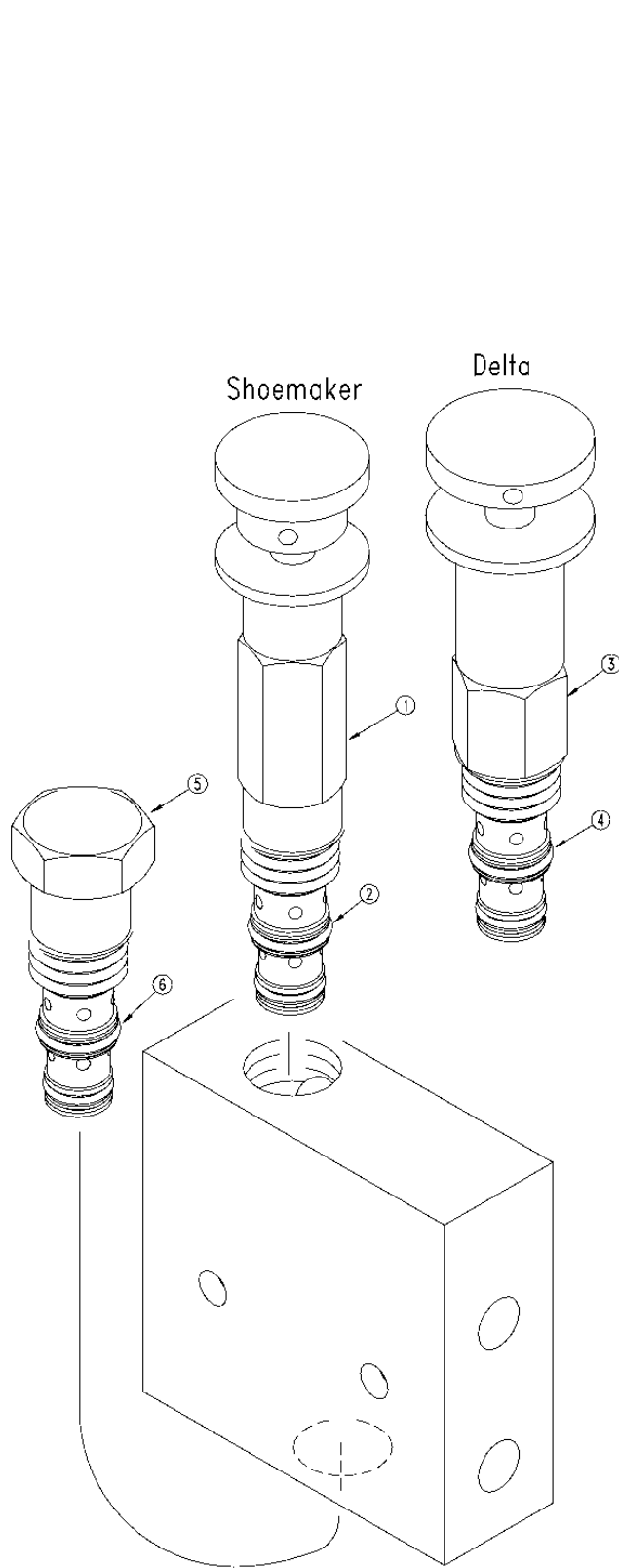


Midway Hydraulic Cylinder (810-299C)





Ref.	Part No.	Part Description	Comments
1.	1M6006	MW ROD CLEVIS	
2.	2M2316	MW ROD	
3.	3R0122	MW HEAD	
4.	4M2102	MW PISTON	
5.	5M2116	MW TUBE	
6.	6R0032	MW BASE	
7.	7M2316	MW TIE ROD	
8.	2A0208	MW CLEVIS PIN	
9.	2A0132	MW PIN CLIP	
10.		MW WIPER	Only found in seal kit #17
11.		MW U-CUP	Only found in seal kit #17
12.		MW O-RING	Only found in seal kit #17
13.		MW BACKUP	Only found in seal kit #17
14.	2A0022	MW NUT, PISTON	
15.	2A0012	MW NUT CLEVIS & TIE ROD	
16.	2A0006	MW CAPSCREW	
17.	810-310C	SEAL KIT MW 3A2104	

Legend: ● = 1st revision; ● = 2nd revision; ● = 3rd revision; ● = use up existing stock; ⊗ = not interchangeable; ⊗ ① ● = for example: revision 2 is not interchangeable w/revision 1

Pressure Reducing Valve (810-301C)



Seal Kit
For 7/8"–14 Series Valves

	<u>A</u> OD .949 ID .754
	<u>B</u> OD .629 ID .489
	<u>C</u> OD .691 ID .551
	<u>D</u> OD .754 ID .614

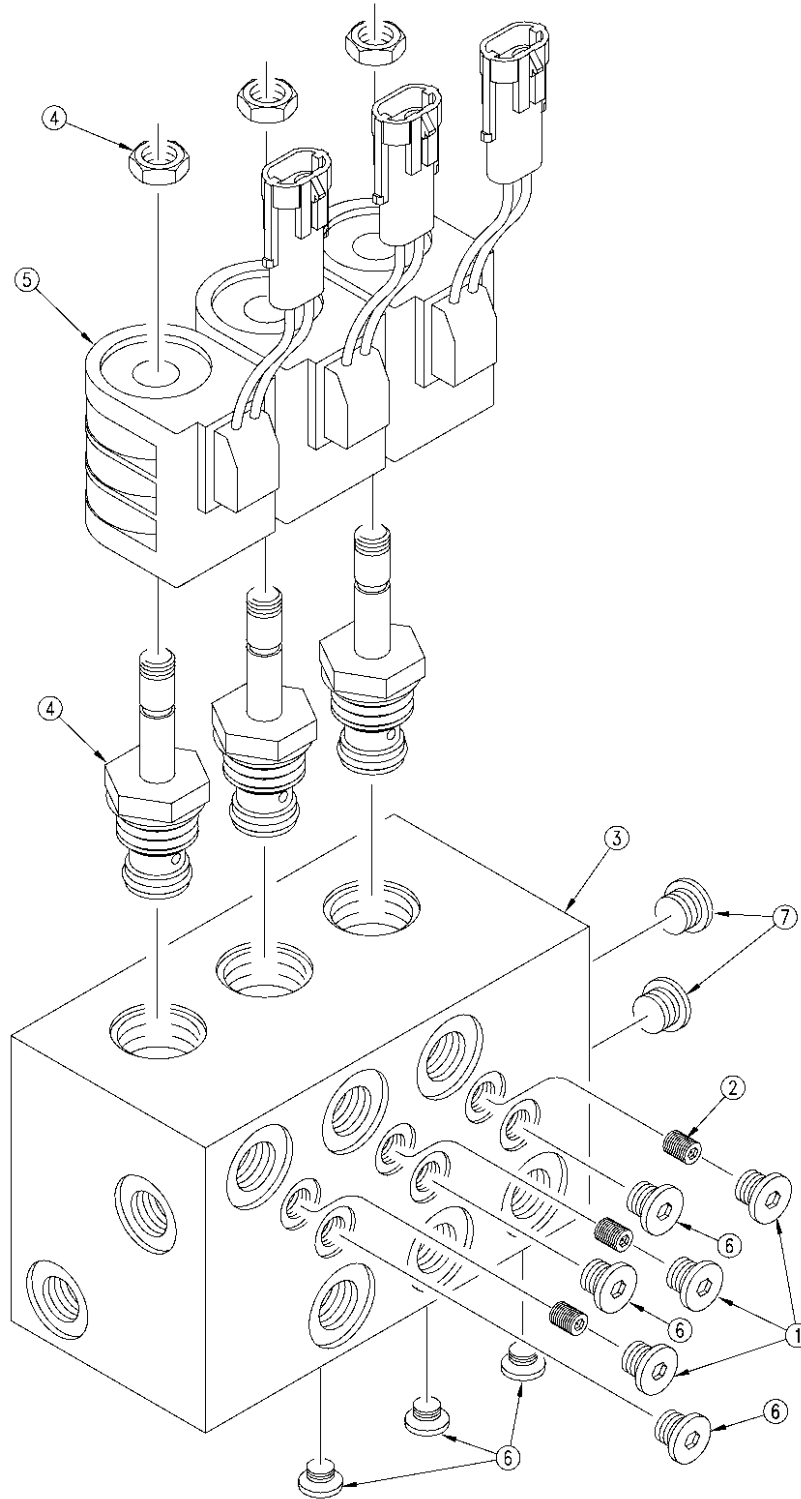
Scale: 1=1

Pressure Reducing Valve (810-301C)

Ref.	Part No.	Part Description	Comments
1.	PRPIL-10-K-25	CARTRIDGE PRESS RED SHOEMAKER	
2.	5075	SEAL KIT PRESS RED V SHOEMAKER	
3.	85020040	DELTA CARTRIDGE ONLY WITH KNOB	
4.	810-303C	SEAL KIT 7/8-14 DELTA 21170040	See chart for sizes
5.	CP2-10	CARTRIDGE CHECK SHOEMAKER	
6.	5070	SEAL KIT CHECK VALVE SHOEMAKER	
	810-303C	For 7/8"-14 Series Valves Includes:	2 Each of the thin Back-Up Rings, sizes B, C, and D 1 Each of the thick Back-Up Rings, sizes C and D. 2 Each of the thick Back-Up Rings size B. 1 Each of O-Rings sizes A, B, C, and D.

Legend: ● = 1st revision; ● = 2nd revision; ● = 3rd revision; ● = use up existing stock; ⊗ = not interchangeable; ⊗ ① ● = for example: revision 2 is not interchangeable w/revision 1

Manifold Block (810-371C)(Option)



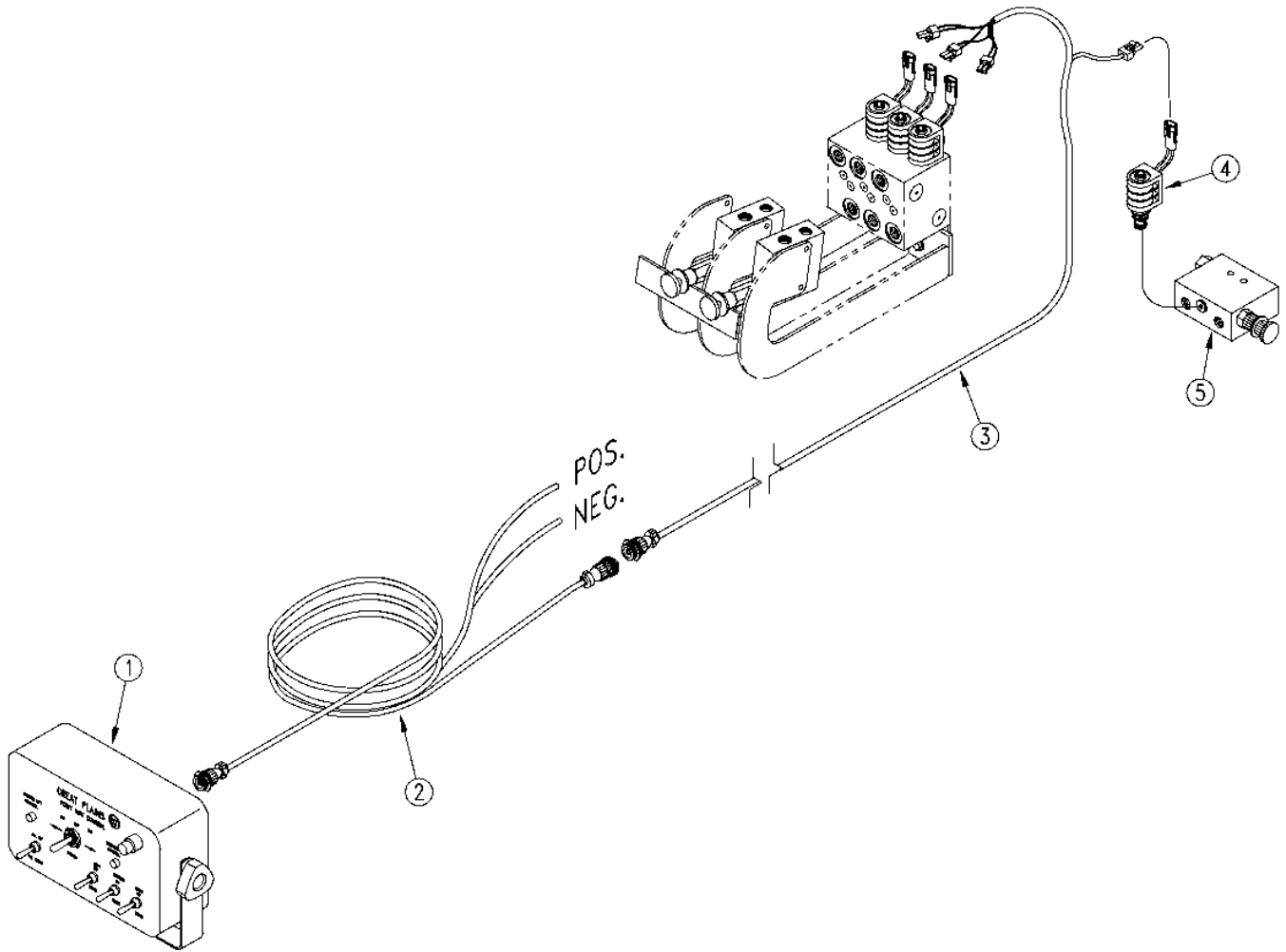
17027

Manifold Block (810-371C)(Option)

Ref.	Part No.	Part Description	Comments
1.	61010016	#4 SAE PLUG	
2.	61010039	.078 ORIFICE PLUG	
3.	30102754	MANIFOLD	
4.	85002333	4W2P VALVE DG-S4D-00	
5.	39680008	DELTA COIL 12VDC W CONN	
6.	61011003	#4 SAE PLUG ZL	
7.	811-203C	PL 3/4MORB HOLLOW HEX	
	500-090B	SEAL KIT 7/8-14 DELTA W/ LTITE	

Legend: ① = 1st revision; ② = 2nd revision; ③ = 3rd revision; ● = use up existing stock; ⊗ = not interchangeable; ⊗ ① ② = for example: revision 2 is not interchangeable w/revision 1

Point Row Control With Cables

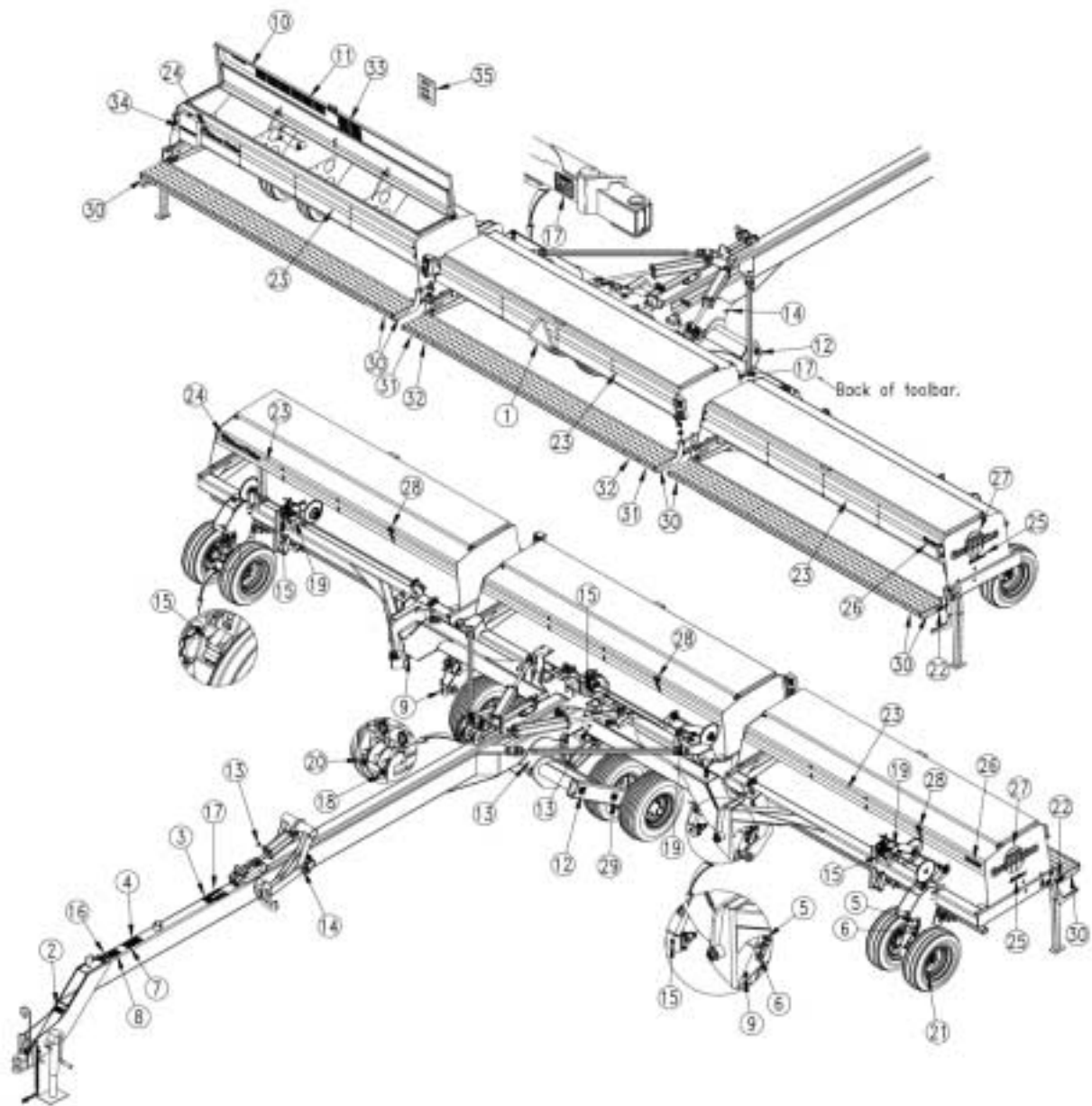


Point Row Control With Cables

Ref.	Part No.	Part Description	Comments
1.	823-185C	POINT ROW CONTROL BOX	
2.	823-190C	POINT ROW CABLE W/ POWER LEAD	
3.	823-175C	3 SECT POINT ROW WIRE HARNESS	
4.	810-408C	BYPASS CARTRIDGE AND SOLENOID	
5.	810-432C	HYDRAULIC BYPASS VALVE	

Legend: ① = 1st revision; ② = 2nd revision; ③ = 3rd revision; ● = use up existing stock; ⊗ = not interchangeable; ⊗ ① ② = for example: revision 2 is not interchangeable w/revision 1

Decal Placement

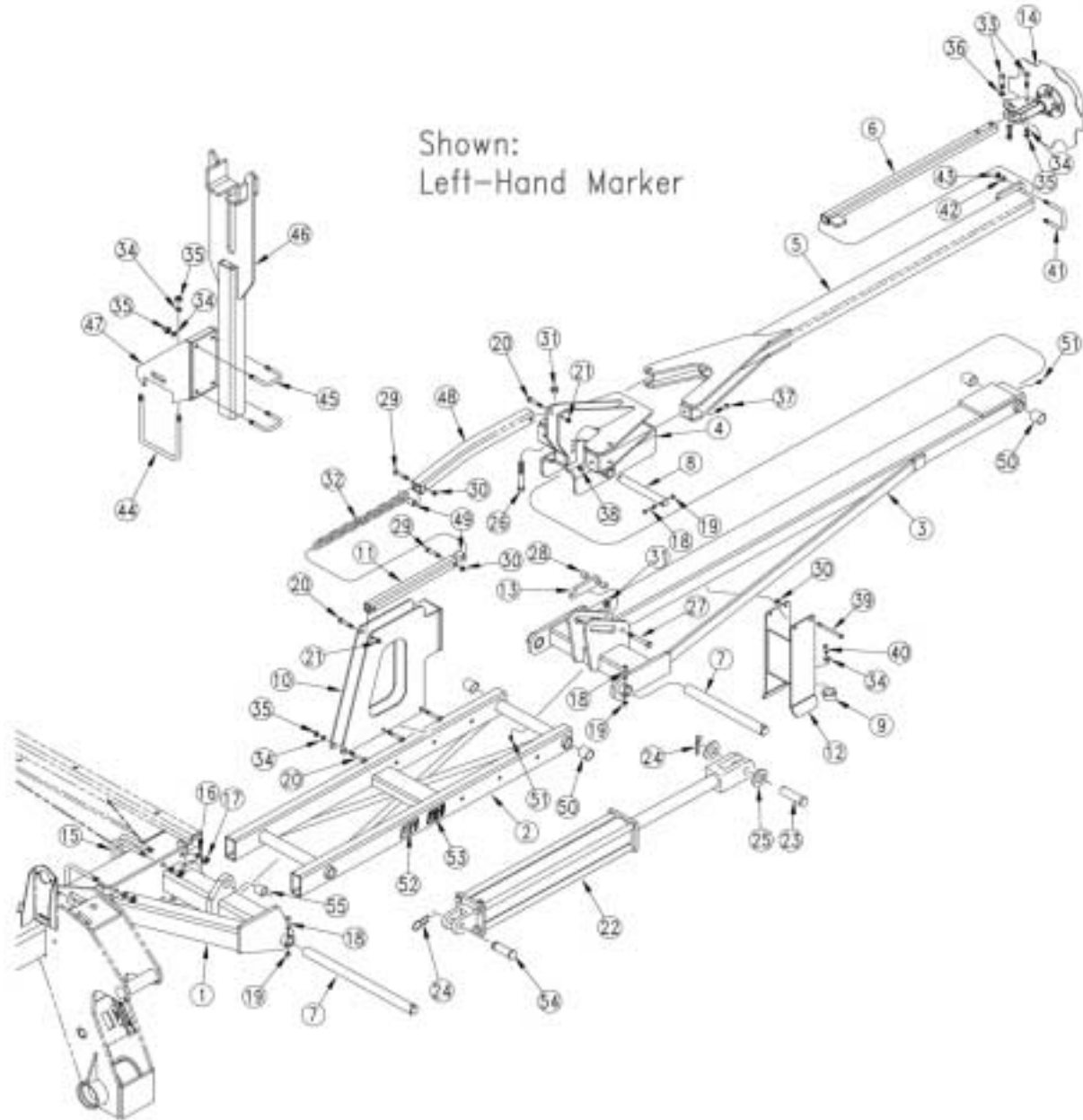


Decal Placement

Ref.	Part No.	Part Description	Comments
1.	818-003C	DECAL SLOW MOVING VEHICLE	
2.	818-019C	DECAL WARNING NEG TONGUE WT	
3.	818-045C	DECAL WARNING PINCH PT/CRUSH	
4.	818-078C	DECAL CAUTION FP-HC-MF-24&30	
5.	818-257C	DECAL TRANSPORT LOCK ROAD	
6.	818-258C	DECAL TRANSPORT LOCK FIELD	
7.	818-337C	DECAL WARNING 20 MPH TRANS SML	
8.	818-339C	DECAL WARNING HIGH PRESSUR SML	
9.	818-349C	DECAL GREASE 10 HRS LH	
10.	818-369C	DECAL 3PT,2&3SEC SEEDRATE 1OF2	2003-
11.	818-370C	DECAL 3PT,2&3SEC SEEDRATE 2OF2	2003-
12.	818-398C	DECAL CAUTION TIRES NOT A STEP	
13.	818-400C	DECAL GREASE 50 HRS LH	
14.	818-401C	DECAL GREASE 50 HRS RH	
15.	818-402C	DECAL GREASE 10 HRS RH	
16.	818-557C	DECAL DANGER CANNOT READ ENG	
17.	818-660C	DECAL TRANSPORT LOCK WARNING	
18.	818-664C	DECAL CENTER SECTION	
19.	818-708C	DECAL DRIVE TYPE&CHAIN ROUTING	
20.	818-710C	DECAL WING SECTIONS	
21.	818-855C	DECAL CAUTION TIRE 36 PSI	
22.	838-102C	DECAL DANGER FALLING HAZZARD	
23.	838-160C	DECAL 3 COLOR STRIPE 2.50 WIDE	
24.	838-161C	DECAL LOGO&GP F/STRIPE 4 X 24	
25.	838-169C	DECAL SCRIPT SOLID STAND LARGE	
26.	838-206C	DECAL 3S-4000	
27.	838-229C	DECAL GREAT PLAINS ON LOGO LRG	
28.	838-237C	DECAL SEED LEVEL LH	
29.	838-259C	DECAL CAUTION TIRE 90 PSI/170	
30.	838-265C	DECAL REFLECTOR AMBER 2X9	
31.	838-266C	DECAL REFLECTOR RED 2X9	
32.	838-267C	DECAL REFLECTOR DAYTIME 2X9	
33.	818-371C	DECAL 3PT FERT RATE (METRIC)	
34.	838-482C	DECAL GP PLANTING COMPONENTS	
35.	195-242B	3S-4000 SEEDRATE BOOK	2004+

Legend: ● = 1st revision; ● = 2nd revision; ● = 3rd revision; ● = use up existing stock; ⊗ = not interchangeable; ⊗ ① ● = for example: revision 2 is not interchangeable w/revision 1

Flat Fold Marker

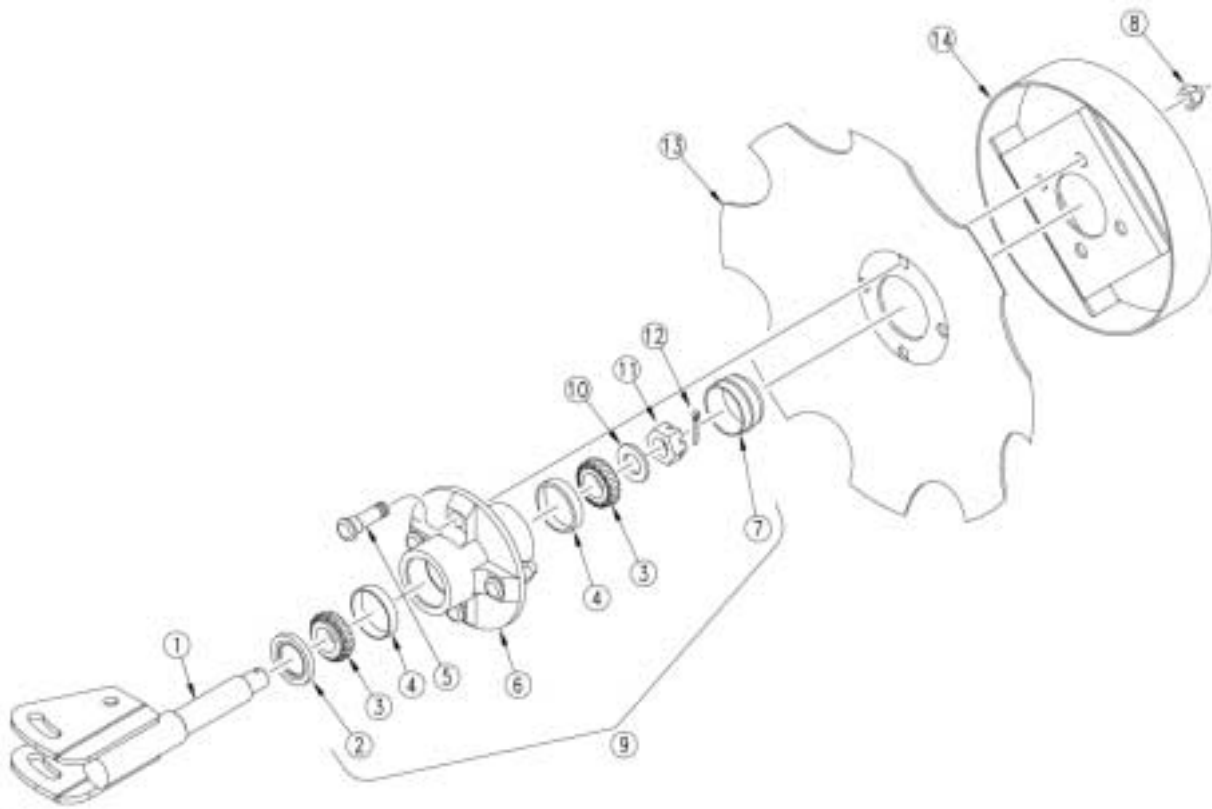


Flat Fold Marker

Ref.	Part No.	Part Description	Comments
1.	113-713H	3S-4000 MARKER MNT WLMT LH	Shown.
	113-714H	3S-4000 MARKER MNT WLMT RH	
2.	113-715H	3S-4000 MARKER 1ST SEC WLMT	Shown.
3.	113-716H	3S-4000 MARKER 2ND SEC WLMT LH	
	113-717H	3S-4000 MARKER 2ND SEC WLMT RH	
4.	113-792H	MARKER SHEAR BASE	
5.	113-794H	MARKER SHEAR ARM 4000	
6.	113-721H	3S-4000 MARKER EXT TUBE WLMT	
7.	113-686D	3S-4000 MARKER HINGE PIN LG	
8.	113-687D	3S-4000 MARKER HING PIN SHORT	
9.	816-170C	RD BUMP STOP 2 X 1 X 1/2-13	
10.	113-722H	3S-4000 MARKER TRANS BRC WLMT	
11.	113-685D	3S-4000 MARKER LIFT ARM	
12.	113-725H	3S-4000 MARKER REST BRKT WLMT	
13.	113-682D	3S-4000 MARKER CYL PIN LOCK	
14.	113-563S	MARKER DISC & HUB ASSEMBLY	
15.	806-039C	U-BOLT 5/8-11 X 6 1/32 X 7 3/4	
16.	804-022C	WASHER LOCK SPRING 5/8 PLT	
17.	803-021C	NUT HEX 5/8-11 PLT	
18.	802-138C	HHCS 5/16-18X2 1/4 GR5	
19.	803-011C	NUT LOCK 5/16-18 PLT	
20.	802-099C	HHCS 1/2-13X3 1/4 GR5	
21.	803-019C	NUT LOCK 1/2-13 PLT	
22.	810-423C	CYL 3X24X1.50 ROD (TIE ROD)	Refer to page 13-9 for breakdown.
23.	805-131C	PIN CLEVIS 1 X 4 11/16 USABLE	
24.	805-058C	PIN COTTER 3/16 X 2	
25.	804-028C	WASHER FLAT 1 USS PLT	
26.	802-062C	HHCS 5/8-11X5 GR5	
27.	802-100C	HHCS 5/8-11X4 1/2 GR5	
28.	113-683D	3S-4000 MARKER CYL PIN SPACER	
29.	802-114C	HHCS 3/8-16X2 1/2 GR5	
30.	803-013C	NUT LOCK 3/8-16 PLT	
31.	803-024C	NUT LOCK 5/8-11 PLT	
32.	113-717D	3S-4000 MARKER CHAIN 70 IN LG	
33.	802-039C	HHCS 1/2-13X3 GR5	
34.	804-015C	WASHER LOCK SPRING 1/2 PLT	
35.	803-020C	NUT HEX 1/2-13 PLT	
36.	804-017C	WASHER FLAT 1/2 USS PLT	
37.	802-589C	HHCS 7/16-14X2 GR5	
38.	803-200C	NUT HEX LOCK 7/16-14 PLT	
39.	802-381C	HHCS 3/8-16X6 GR5	
40.	802-032C	HHCS 1/2-13X3/4 GR5	
41.	806-047C	U-BOLT 3/8-16 X 1 17/32 X2 3/4	
42.	804-013C	WASHER LOCK SPRING 3/8 PLT	
43.	803-014C	NUT HEX 3/8-16 PLT	
44.	806-060C	U-BOLT 1/2-13 x 6 1/32 x 7 1/4	
45.	806-066C	U-BOLT 1/2-13 X 3 1/32 X 4	
46.	113-723H	3S-4000 MARKER TRANS REST WLMT	
47.	113-724H	3S-4000 MARKER TRANS MNT WLMT	
48.	113-790D	MARKER LIFT ARM TUBE BENT	
49.	123-199D	TUBE RND .62ODX.385IDX1.06 LG	
50.	890-143C	BUSHING HARDENED 1 1/4-1-3/4 L	
51.	800-001C	GREASE ZERK STRAIGHT 1/4-28	
52.	818-579C	DECAL WARNING PINCH/SHEAR HAZ	
53.	818-580C	DECAL WARNING OVERHEAD MKR HAZ	
54.	805-004C	PIN CLEVIS 1 X 2 3/4 USABLE LG	
55.	890-005C	BUSHING CYL 1 1/4 X 1 X 1	

Legend: ● = 1st revision; ● = 2nd revision; ● = 3rd revision; ● = use up existing stock; ⊗ = not interchangeable; ⊗ ⊕ ● = for example: revision 2 is not interchangeable w/revision 1

Marker Disk And Hub (113-563S)

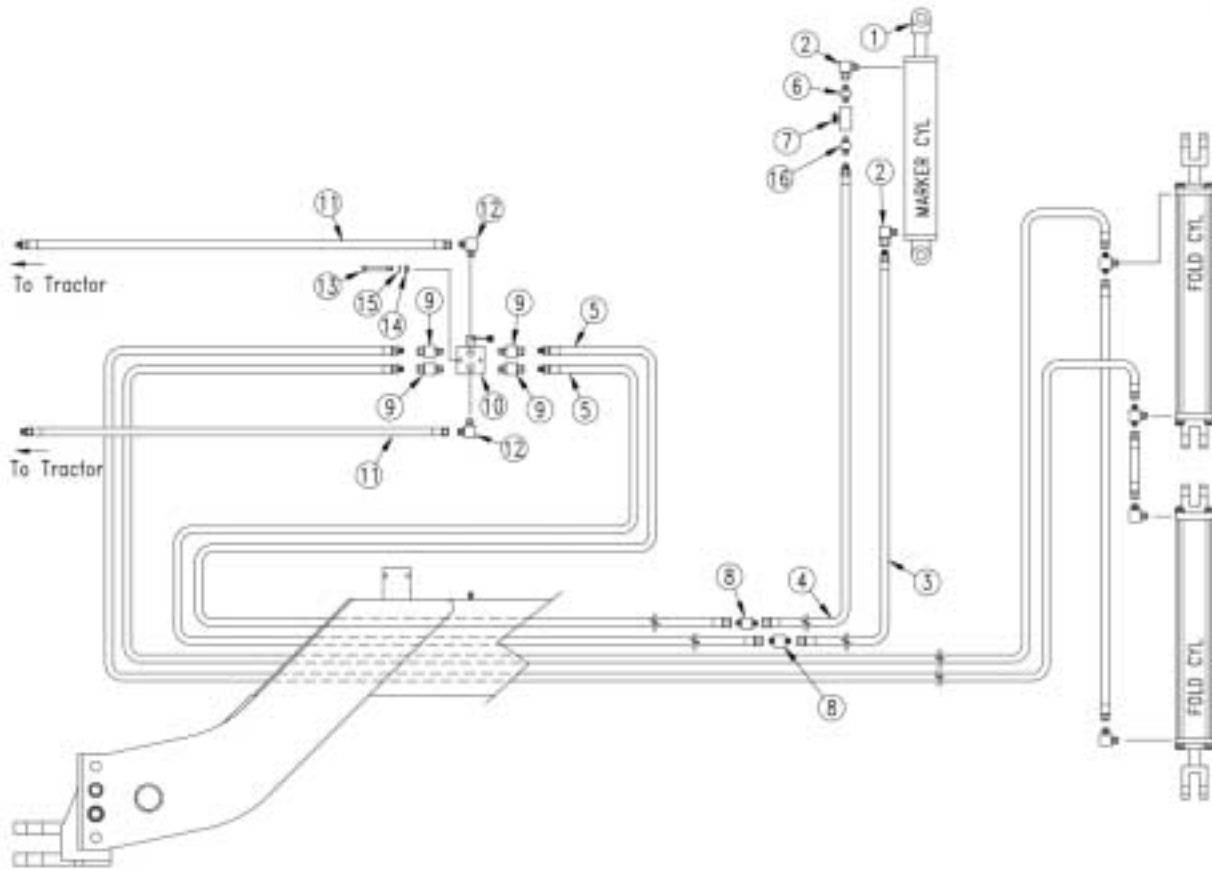


Marker Disk And Hub (113-563S)

Ref.	Part No.	Part Description	Comments
1.	113-562H	1 SPINDLE MARKER WELDMENT	
2.	816-014C	TINE GAUGE WHEEL HUB SEAL	
3.	822-030C	BEARING CONE L44643	
4.	822-080C	BEARING CUP L44610	
5.	BO-47	NEILSON STUD 1/2-20 UNF X 1 13/16	
6.	1-100-02-00	RELIABLE HUB 4 BOLT	
7.	890-614C	GREASE CAP #1505	
8.	803-159C	NUT LUG 1/2-20 X 60 DEG PLT	
9.	815-001C	TINE GW HUB	
10.	804-025C	WASHER FLAT 3/4 SAE PLT	
11.	803-053C	NUT HEX SLOTTED 3/4-16	
12.	805-019C	PIN COTTER 5/32 X 1 PLT	
13.	820-094C	16 4-BOLT NOTCHED MARKER DISK	
14.	113-369H	DEPTH BAND 10 4-BOLT 4B.C.	

Legend: ● = 1st revision; ● = 2nd revision; ● = 3rd revision; ● = use up existing stock; ⊗ = not interchangeable; ⊗ ① ● = for example: revision 2 is not interchangeable w/revision 1

Single Marker Hydraulics

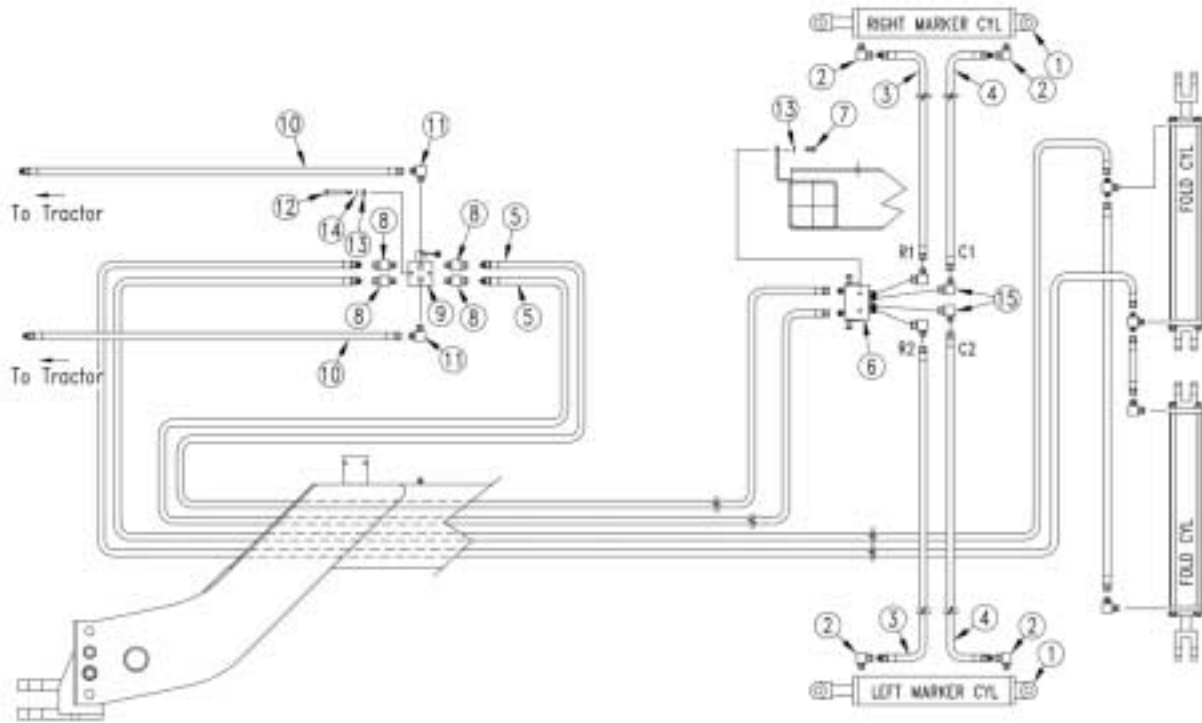


Single Marker Hydraulics

Ref.	Part No.	Part Description	Comments
1.	810-423C	CYL 3X24X1.50 ROD (TIE ROD)	Refer to page 13-9 for breakdown.
2.	811-281C	EL 3/8FNPT 9/16MORB	
3.	811-776C	HH3/8R1 270 9/16FJIC	Refer to page 13-11 for breakdown.
4.	811-777C	HH3/8R1 290 9/16FJIC	
5.	811-585C	HH3/8R1 408 1/2MNPT 9/16FJIC	
6.	811-044C	AD 3/8MNPT	
7.	810-058C	VALVE 3/8 NEEDLE	
8.	811-315C	AD 9/16MJIC	
9.	811-021C	AD 1/2FNPTS 3/4MORB	
10.	810-274C	DOUBLE SELECTOR VALVE 3/4FORB	
11.	811-579C	HH3/8R1 096 1/2MNPT 9/16FJIC	
12.	811-171C	EL 3/4MORB 9/16MJIC	
13.	802-168C	HHCS 3/8-16X3 1/4 GR5	
14.	803-014C	NUT HEX 3/8-16 PLT	
15.	804-013C	WASHER LOCK SPRING 3/8 PLT	
16.	811-151C	AD 9/16MJIC 3/8MNPT	

Legend: ● = 1st revision; ● = 2nd revision; ● = 3rd revision; ● = use up existing stock; ⊗ = not interchangeable; ⊗ ① ● = for example: revision 2 is not interchangeable w/revision 1

Dual Marker Hydraulics

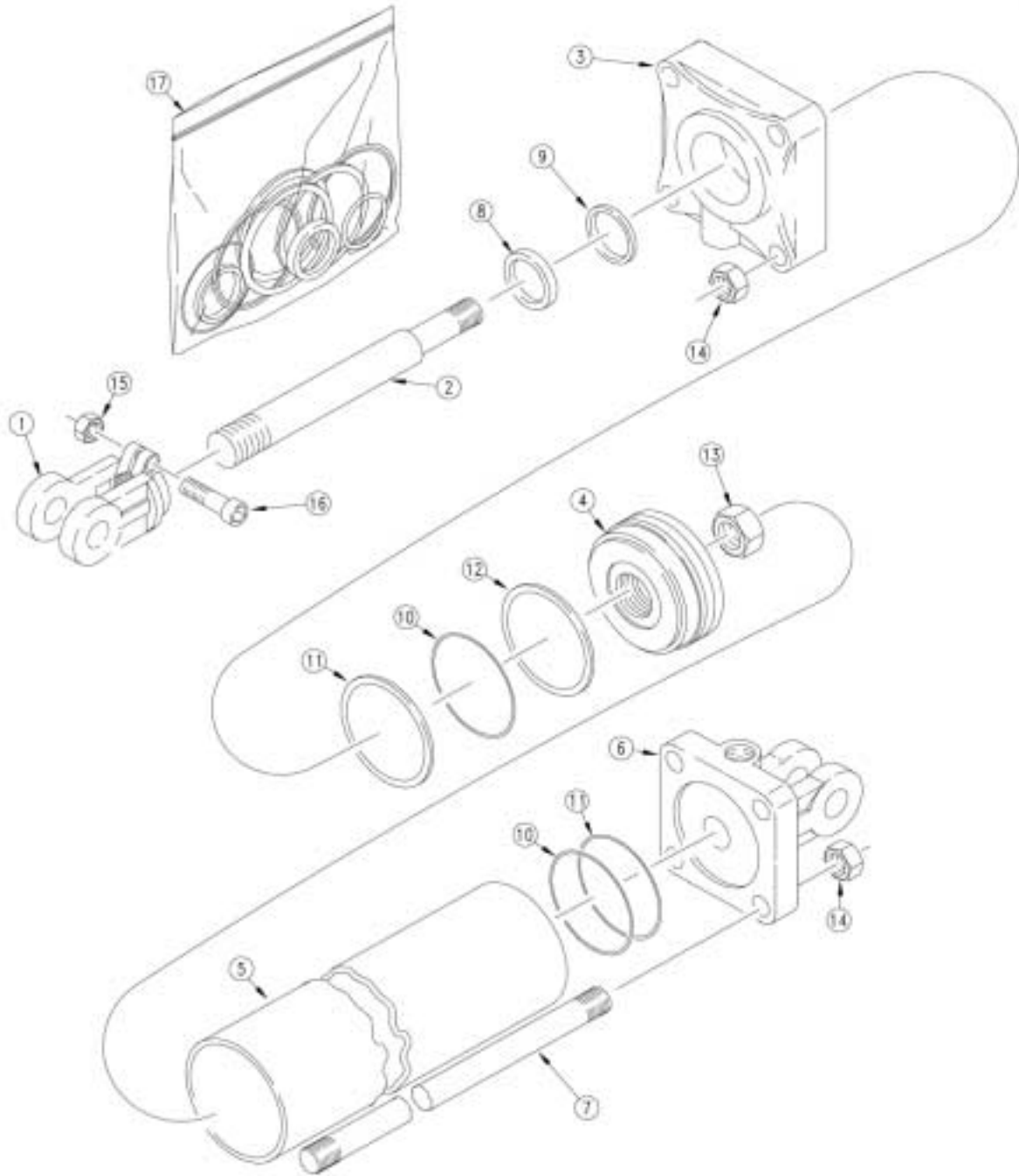


Dual Marker Hydraulics

Ref.	Part No.	Part Description	Comments
1.	810-423C	CYL 3X24X1.50 ROD (TIE ROD)	Refer to page 13-9 for breakdown.
2.	811-281C	EL 3/8FNPT 9/16MORB	
3.	811-776C	HH3/8R1 270 9/16FJIC	Refer to page 13-13 for breakdown.
4.	811-777C	HH3/8R1 290 9/16FJIC	
5.	811-585C	HH3/8R1 408 1/2MNPT 9/16FJIC	
6.	810-422C	VALVE,SEQ SHOEMAKER HI FLO	
7.	802-014C	HHCS 3/8-16X3/4 GR5	
8.	811-021C	AD 1/2FNPTS 3/4MORB	
9.	810-274C	DOUBLE SELECTOR VALVE 3/4FORB	
10.	811-579C	HH3/8R1 096 1/2MNPT 9/16FJIC	
11.	811-171C	EL 3/4MORB 9/16MJIC	
12.	802-168C	HHCS 3/8-16X3 1/4 GR5	
13.	803-014C	NUT HEX 3/8-16 PLT	
14.	804-013C	WASHER LOCK SPRING 3/8 PLT	
15.	811-169C	EL 9/16MJIC 9/16FJIC	

Legend: ● = 1st revision; ● = 2nd revision; ● = 3rd revision; ● = use up existing stock; ⊗ = not interchangeable; ⊗ ① ● = for example: revision 2 is not interchangeable w/revision 1

Midway Hydraulic Cylinder (810-423C)

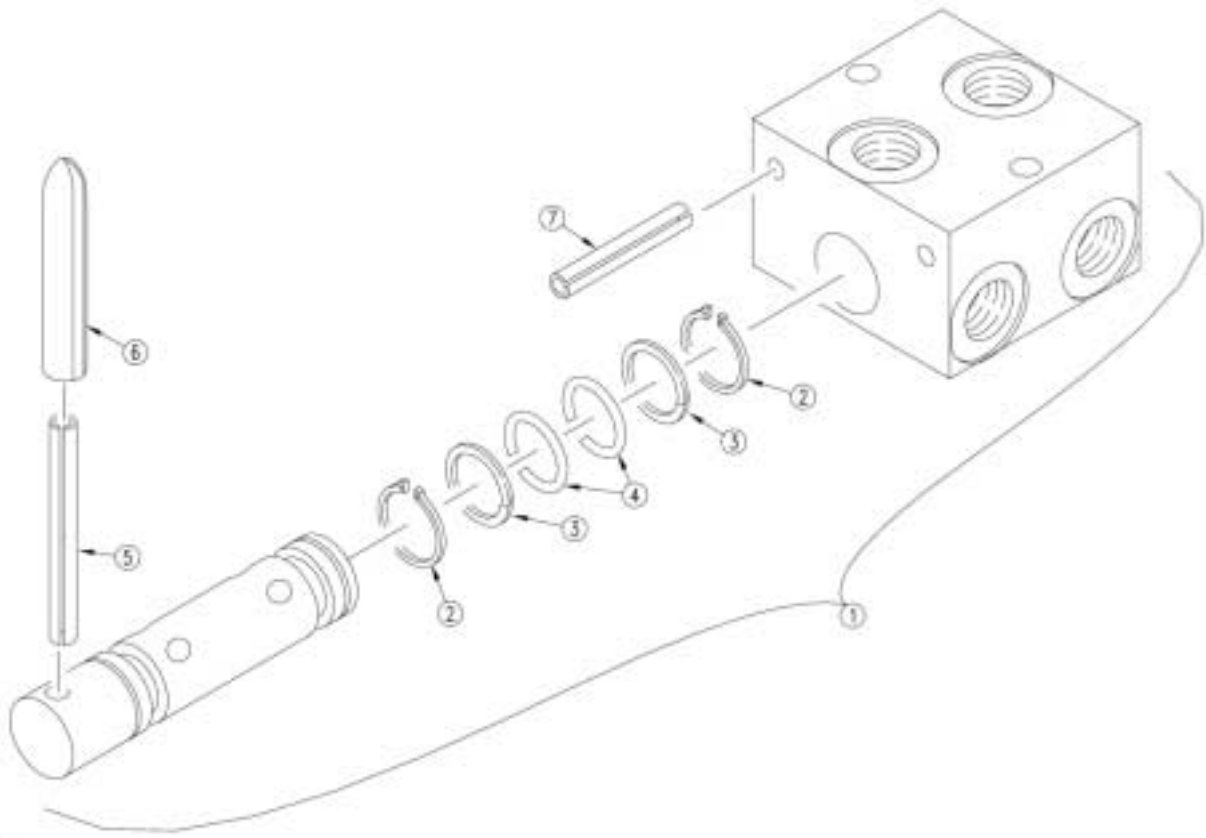


Midway Hydraulic Cylinder (810-423C)

Ref.	Part No.	Part Description	Comments
1.	1M7016	CLEVIS ROD MIDWAY	
2.	2M4532	MW ROD	
3.	3R1510	MW HEAD	
4.	4M4108	MW PISTON.	
5.	5M4132	MW TUBE	
6.	6R1144	MW BASE	
7.	7M4332	MW TIE ROD	
8.		MW WIPER	Only found in seal kit 17
9.		MW U-CUP	Only found in seal kit 17
10.		MW O-RING	Only found in seal kit 17
11.		MW BACKUP	Only found in seal kit 17
12.		MW CROWN SEAL	Only found in seal kit 17
13.	2A0024	MW NUT, PISTON	
14.	2A0014	MW TIE ROD NUT	
15.	2A0012	MW CLEVIS NUT	
16.	2A0006	MW CAPSCREW	
17.	810-430C	SEAL KIT MW 3 CYL 5A4106	

Legend: ● = 1st revision; ● = 2nd revision; ● = 3rd revision; ● = use up existing stock; ⊗ = not interchangeable; ⊗ ① ● = for example: revision 2 is not interchangeable w/revision 1

Double Selector Valve (810-274C)

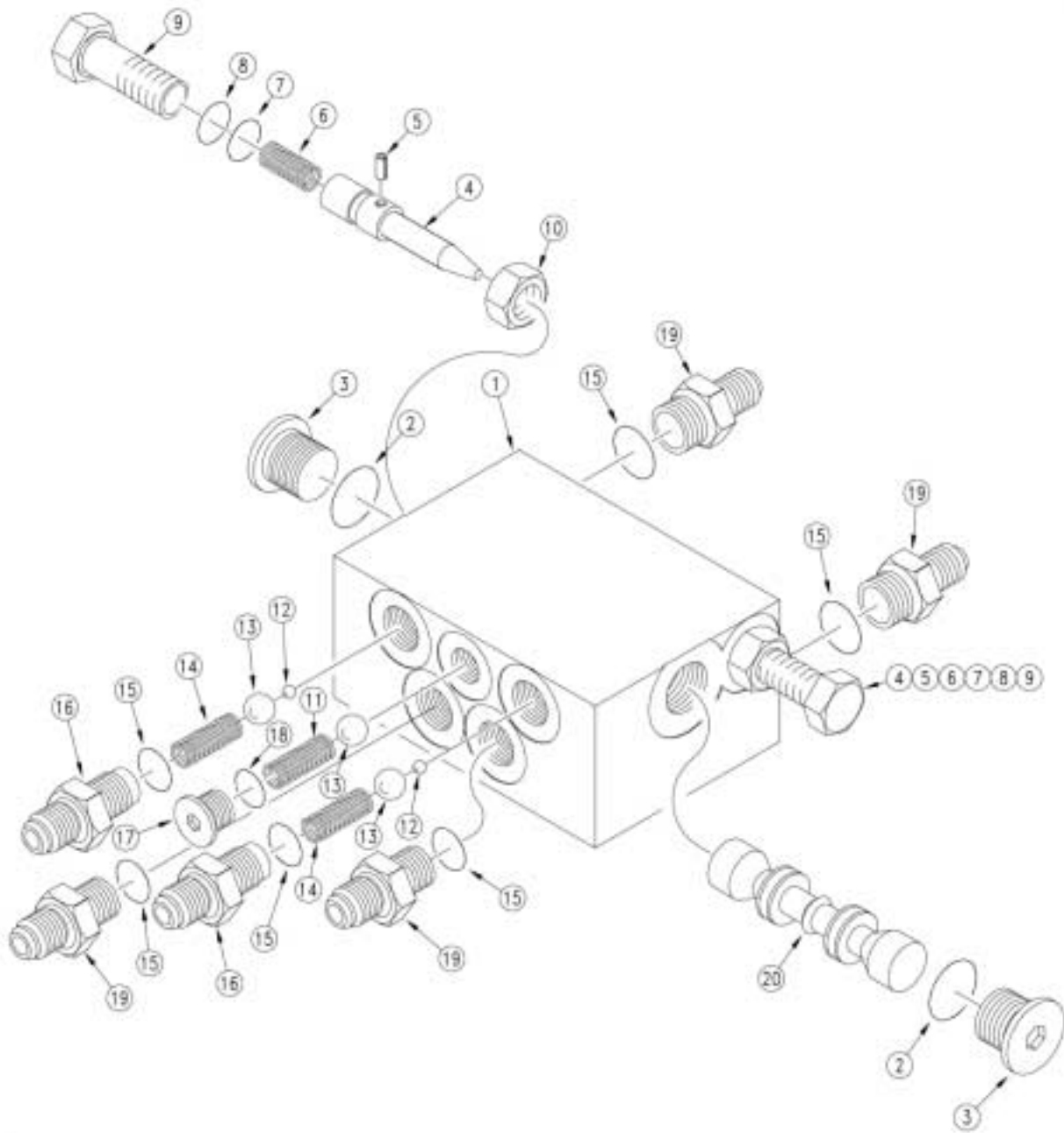


Double Selector Valve (810-274C)

Ref.	Part No.	Part Description	Comments
1.	810-274C	DOUBLE SELECTOR VALVE 3/4FORB	
2.	1079	SH RETAINING RING TRU ARC	
3.	1089-210	SHOEMAKER TEFLON BACK UP	
4.	1088-210	SHOEMAKER O-RING BUNA N 70DURO	
5.	1285	SH GROOVE PIN	
6.	817-255C	BLACK VINYL GRIP	
7.	1084	SH PIN, SPRING 0.25 DIAMETER	

Legend: ● = 1st revision; ● = 2nd revision; ● = 3rd revision; ● = use up existing stock; ⊗ = not interchangeable; ⊗ ① ● = for example: revision 2 is not interchangeable w/revision 1

Sequence Valve (810-422C)



Sequence Valve (810-422C)

Ref.	Part No.	Part Description	Comments
1.	3089	SHOEMAKER BODY MKR SEQ VALVE	
2.	1088-908	SHOEMAKER O-RING	
3.	1132-08	SHOEMAKER PLUG, HEX SOCKET	
4.	1179	SHOEMAKER NEEDLE, FLOW CONTROL	
5.	1217	SHOEMAKER .125 SPRING PIN	
6.	1211	SHOEMAKER SPRING COMPRESSION	
7.	1088-011	SHOEMAKER O-RING	
8.	1089-011	SHOEMAKER TEFLON BACK UP RING	
9.	1180	SHOEMAKER SCREW, FLOW CON. ADJ.	
10.	1218	SHOEMAKER HEX, JAM NUT Z PLTD.	
11.	1099	SHOEMAKER SPRING DETENT	
12.	1087-250	BALL, STEEL 1/4 DIAMETER	
13.	1087-437	SHOEMAKER 7/16 DIA STEEL BALL	
14.	1042	SPRING	
15.	1088-906	SHOEMAKER O-RING	
16.	1182	SHOEMAKER FITTING PORT ADPT.	
17.	1132-05	SHOEMAKER HEX, SKT O-RING PLUG	
18.	1088-905	SHOEMAKER O-RING	
19.	1092-6	SHMKR ST CNTR REPL BY 1092-6-6	
20.	2154	SHOEMAKER SPOOL, MKR SEQ. .076	

Legend: ● = 1st revision; ● = 2nd revision; ● = 3rd revision; ● = use up existing stock; ⊗ = not interchangeable; ⊗ ① ● = for example: revision 2 is not interchangeable w/revision 1