

Parts Manual

3000-3S & 3000F-3S
30' 3-Section Folding Drill
1996+

Great Plains

Manufacturing, Inc.

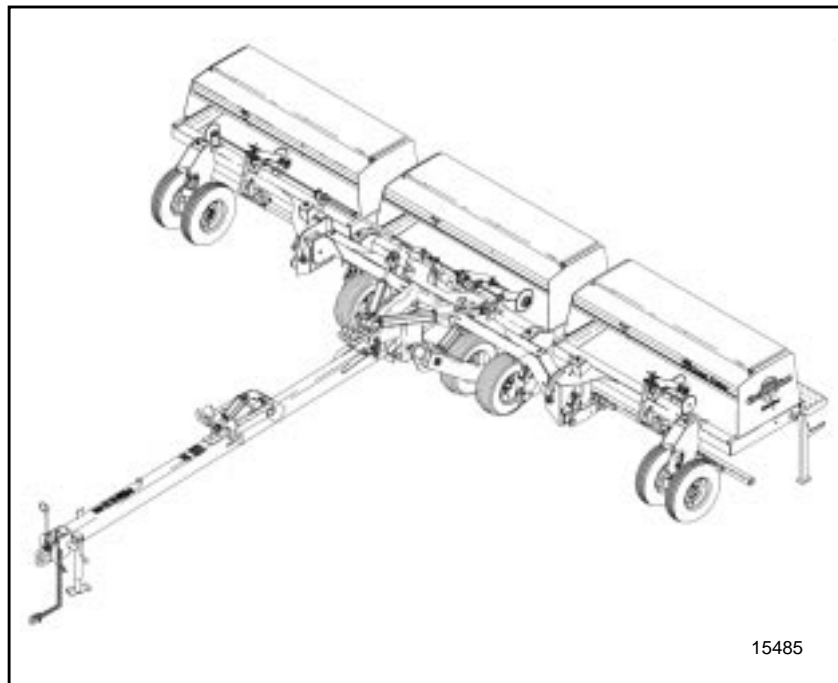
P.O. Box 5060 • Salina, Kansas 67402-5060

www.greatplainsmfg.com



Read the Operator's manual entirely. When you see this symbol, the subsequent instructions and warnings are serious - follow without exception. Your life and the lives of others depend on it!

Great Plains



Cover illustration may show optional equipment not supplied with standard unit.

Table of Contents

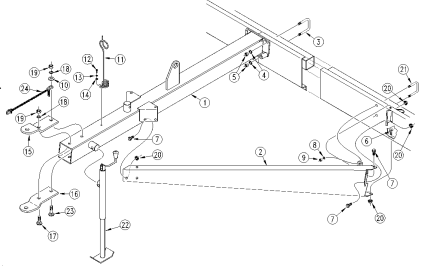
Section 1 Introduction	1-1	Left Hand Drive(S/N S1562 -)	8-33
General Information	1-1	Left Hand Drive (S/N S1563 +)	8-35
Revisions	1-1	Left Hand Drive Fertilizer (S/N S1562 -)	8-37
Touch-up Paint and Manual Information	1-1	Left Hand Drive Fertilizer (S/N S1563 +)	8-39
Replacement Hardware	1-1	Fertilizer Drive Subassy (195-184S)	8-41
Part Number Service Coding	1-2	Clutch Linkage	8-43
Part Number Index	1-3	Jaw Clutch	8-45
Section 2 Tongue And Mainframe	2-1	Right Hand Wing Clutch Fertilizer (195-186K)	8-47
Hitch To Tongue	2-1	Left Hand Wing Clutch Fertilizer (195-187K)	8-49
Transport Hook To Tongue	2-3	Section 9 Openers	9-1
Mainframe To Tongue	2-5	Long Arm Opener	9-1
Section 3 Transport Axle	3-1	Short Arm Opener	9-3
Transport Axle to Mainframe	3-1	Fertilizer Hose	9-5
Transport Tires & Hub	3-3	5" & 6" Seed-Lok, (Option)	9-7
Section 4 Tool Bars	4-1	Section 10 Press Wheels	10-1
Toolbar to Mainframe	4-1	1" x 12" Double "V" Press Wheel	10-1
Toolbar Pivots To Toolbars (S/N S1194-)	4-3	2" x 13" Single Press Wheel	10-3
Toolbar Pivots To Box Frames	4-5	3" x 13" Single Press Wheel	10-5
Section 5 Box and Box Frames	5-1	3" x 14" Peaked Single Press Wheel	10-7
Center Box and Center Frame To Mainframe	5-1	4" x 12" Double Ribbed Single Press Wheel	10-9
Center Box and Center Frame To Mainframe Fertilizer	5-3	Section 11 Hydraulics	11-1
Wing Box To Wing Frame	5-5	Fold Hydraulics	11-1
Wing Box to Wing Frame Fertilizer	5-7	Transport Axle and Transport Hook Lift Hydraulics (S/N S1283-) ..	11-3
Lid To Box	5-9	Transport Axle and Transport Hook Lift Hydraulics (S/N S1283+) ..	11-5
Lid To Box Fertilizer	5-11	Opener Down Pressure Hydraulics (Closed Center) (S/N S1699-) ..	11-7
Seed/Fertilizer Flap (195-177S)	5-13	Opener Down Pressure Hydraulics (Closed Center) (S/N S1700+) ..	11-9
Box Divider Fertilizer	5-15	Opener Down Pressure Hydraulics With Point Row	
Spill Flap Fertilizer (195-176S)	5-17	(Option) (S/N S1699-)	11-11
Fertilizer Tray To Box	5-19	Opener Down Pressure Hydraulics With Point Row	
Fertilizer Tray	5-21	(Option) (S/N S1700+)	11-13
Seed Level Indicator	5-23	Opener Down Pressure Hydraulics	
Light	5-25	(Open Center) (S/N S1699-)	11-15
Point Row Control Box With Cables	5-27	Opener Down Pressure Hydraulic	
Walkboard, Step and Parking Stand To Box Frame	5-29	(Open Center) (S/N S1700+)	11-17
Right Hand and Left Hand Subframes To Box Frames	5-31	Transport Hook Midway Hydraulic Cylinder 3.5 x 8 x 1.25	
Center Subframe To Box Frame	5-33	(810-104C)	11-19
Section 6 Feeder Cup Channels	6-1	Transport Hook Monarch Hydraulic Cylinder 3.5 x 8 x 1.25	
Seed Rate Adjustment Handle	6-1	(810-104C)	11-21
6" Feeder Cup Spacing	6-3	Transport Hook Cross Hydraulic Cylinder 3.5 x 8 x 1.25	
7 1/2" Feeder Cup Spacing	6-5	(810-104C)	11-23
10" Feeder Cup Spacing	6-7	Toolbar Fold Midway Hydraulic Cylinder 3.5 x 20 x 1.5 (810-298C) ..	11-25
Section 7 Gauge Wheels	7-1	Transport Axle Midway Hydraulic Cylinder 3.5 x 12 x 1.25	
Single Gauge Wheel	7-1	(810-316C)	11-27
Dual Gauge Wheel	7-3	Pressure Reducing Valve (810-301C)	11-29
Section 8 Drives	8-1	Manifold Block (810-371C) (Option)	11-31
Right Hand Drive (S/N S1021-)	8-1	Section 12 Decals	12-1
Right Hand Drive (S/N S1022 - S/N S1562)	8-3	Decal Placement	12-1
Right Hand Drive (S/N S1563+)	8-5	Section 13 Markers	13-1
Right Hand Fertilizer (S/N S1562-)	8-7	Flat Fold Marker	13-1
Right Hand Fertilizer (S/N S1563+)	8-9	Marker Disk and Hub (113-563S)	13-3
Right Hand Drive Fertilizer (Continued)	8-11	Single Marker Hydraulics	13-5
Right Hand Drive Point Row (Option) (S/N S1562-)	8-13	Dual Markers Hydraulics	13-7
Right Hand Drive Point Row (Option) (S/N S1563 +)	8-15	Midway Hydraulic Cylinder 2.5 x 20 x 1.12 (810-118C)	13-9
Center Drive	8-17	Cross Hydraulic Cylinder 2.5 x 20 x 1.12 (810-118C)	13-11
Center Drive (Continued) (S/N S1021-)	8-19	Monarch Hydraulic Cylinder 2.5 x 20 x 1.12 (810-118C)	13-13
Center Drive (Continued) (S/N S1022 - S/N S1562)	8-21	Double Selector Valve (810-274C)	13-15
Center Drive (Continued) (S/N S1563 +)	8-23	Sequene Valve (810-197C)	13-17
Center Drive Fertilizer (S/N S1562-)	8-25	Section 14 Small Seeds	14-1
Center Drive Fertilizer (S/N S1563 +)	8-27	Small Seeds Box To Frame	14-1
Center Drive Point Row (Option) (S/N S1562 -)	8-29	Small Seeds Box Components	14-3
Center Drive Point Row (Option) (S/N S1563 +)	8-31	Small Seeds Drive	14-5

© Copyright 2000 All rights Reserved

Great Plains Manufacturing, Inc. provides this publication "as is" without warranty of any kind, either expressed or implied. While every precaution has been taken in the preparation of this manual, Great Plains Manufacturing, Inc. assumes no responsibility for errors or omissions. Neither is any liability assumed for damages resulting from the use of the information contained herein. Great Plains Manufacturing, Inc. reserves the right to revise and improve its products as it sees fit. This publication describes the state of this product at the time of its publication, and may not reflect the product in the future. The illustrations in this manual are not intended for safe and proper assembly or disassembly of equipment. The illustrations are intended for ordering parts only.

Great Plains Manufacturing, Incorporated Trademarks
The following are trademarks of Great Plains Mfg., Inc.: Application Systems, Ausherman, Land Pride, Great Plains
All other brands and product names are trademarks or registered trademarks of their respective holders.

Printed in the United States of America.

Section Number & Description	Serial Number Break	Illustration Page	Parts Page
<p>Section 2 Frames Tongue & Pull Bar (S/N 00000-) Great Plains Mfg., Inc.</p> <p>Illustration Heading</p>  <p>Illustration</p> <p>Illustration Number</p> <p>10207</p> <p>2-1 EWD13 13' End Wheel Drill 175-083P 5/21/98</p> <p>Left Page Number</p> <p>Manual Name & Number</p> <p>New or Modification Date</p>			<p>Great Plains Mfg., Inc. Section 2 Frames Tongue & Pull Bar (S/N 00000-)</p> <p>Parts List</p> <ol style="list-style-type: none"> 1. 177-001H 13' END WHEEL TONGUE WELDMENT 2. 177-004H PULL BAR WELDMENT LH 2. 177-005H PULL BAR WELDMENT RH 3. 806-032C U-BOLT 5/8-11 X 3 17/32 UNEVEN 4. 804-022C WASHER LOCK SPRING 5/8 PLT 5. 803-021C NUT HEX 5/8-11 PLT 6. 802-183C RHSNB 1/2-13X1 GR5 7. 802-083C HFSS 1/2-13X1 1/4 GR8 8. 804-015C WASHER LOCK SPRING 1/2 PLT 9. 803-020C NUT HEX 1/2-13 PLT 10. 177-587D SAFETY CHAIN WASHER 11. 807-023C SPRING HOSE LOOP 12. 801-028C SCREW HEX 3/8-16X1 TYPE F 13. 804-013C WASHER LOCK SPRING 3/8 PLT 14. 804-012C WASHER FLAT 3/8 SAE PLT 15. 177-009D CLEVIS HITCH TOP HALF 16. 177-008D CLEVIS HITCH BOTTOM HALF 17. 802-177C RHSNB 3/4-10X2 1/2 GR5 18. 804-023C WASHER LOCK SPRING 3/4 PLT 19. 803-027C NUT HEX 3/4-10 PLT 20. 803-037C NUT HEX WHIZ 1/2-13 PLT 21. 806-028C U-BOLT 1/2-13 X 3 17/32 X4 3/4 22. 890-118C SCREW JACK 2000# 23. 802-289C RHSNB 3/4-10X3 GR5 24. 890-182C SAFETY CHAIN 10000 LB <p>4/15/99 EWD13 13' End Wheel Drill 175-083P 2-2</p> <p>Right Page Number</p>

General Information

Revisions

Please refer to the date at the bottom of each page for the most current version of the equipment. Serial number breaks are at the top of the page at the end of the illustration heading, refer to the illustration above.

Touch-up Paint and Manual Information

Repaint parts where paint is worn or scratched to prevent rust. Aerosol touch-up paint is available. To order use Great Plains part numbers below:

- GP Green821-001C
- GP Black821-002C
- GP Beige821-003C
- GP Buckskin821-004C
- LP Beige821-011C
- LP Black821-032C

Replacement manuals available. Use Great Plains part 195-110P.

Replacement Hardware

All bolts and nuts are grade 5 unless otherwise noted. The use of improper grades of hardware can result in personal injury, damage to equipment, or loss of property. See **“Hardware Legend”** on page 1-2, for hardware abbreviations used within all parts lists.

Hardware Legend

AR	As Required
BLADE	Blade Bolt
C	Cap Screw
CP	Cotter Pin
CPHSSS	Cup Point Hex Socket Set Screw
CPSHSS	Cup Point Square Head Set Screw
CPSQHSS	Cup Point Square Head Set Screw
CRFCHMS	Cross Recess Flat Countersunk Head Mach. Screw
CRPHMS	Cross Recess Pan Head Machine Screw
CRPHTFS	Cross Recess Pan Head Thread Forming
CRRHMS	Cross Recess Round Head Machine Screw
CRTHMS	Cross Recess Truss Head Machine Screw
CSNB	Countersunk Square Neck Bolt
FHMS	Flat Head Machine Screw
FTC	Full Thread Cap Screw
H	Hex Nut
HCLN	Hex Center Lock Nut
HFLCS	Hex Flange Lock Cap Screw
HFS	Hex Flange Screw
HFSLN	Hex Flange Serrated Lock Nut
HFSS	Hex Flange Serrated Screw
HHCS	Hex Head Cap Screw or Metric Bolt
HSBHCS	Hex Socket Button Head Cap Screw
HSFCHCS	Hex Socket Flat Countersunk Head Cap Screw
HSHCS	Hex Socket Head Cap Screw
HSSS	Hex Socket Head Screw
HTLN	Hex Top Lock Nut
HWHCS	Hex Washer Head Cap Screw

HWHMS	Hex Washer Head Machine Screw
HXBHCS	Hex Socket Button Head Cap Screw
J	Hex Jam Nut
JIC	37 Degree Tapered Thread
L	Helical Spring Lock Washer
LUG	Lug Bolt
NFC	National Fine Cap Screw
NPSM	National Pipe Straight Mechanical
NPTF	National Pipe Taper Fuel
P	Wide Plain Washer
PHMS	Pan Head Machine Screw
PLOW	Plow Bolt
RHMS	Round Head Machine Screw
RHSNB	Round Head Square Neck Bolt
SCREW LEVELING	Leveling Screw
SCREW THUMB	Thumb Screw
SCREW WELD	Weld Screw
SFCHMS	Slotted Flat Countersunk Head Machine Screw
SFHMS	Slotted Fillister Head Machine Screw
SP	Special
SP SCREW	Special Screw
SQHSS	Square Head Set Screw
SRHMS	Slotted Round Head Machine Screw
SSS	Socket Set Screw
STCS	Self Tapping Cap Screw
STHMS	Slotted Truss Head Machine Screw
WHEEL	Wheel Studs and Hub Long Bolts
WING	Wing Bolt

Part Number Service Coding

Within the following parts lists some part numbers are coded for revisions and interchangeability.

Legend:

Newest serial numbers are listed first.

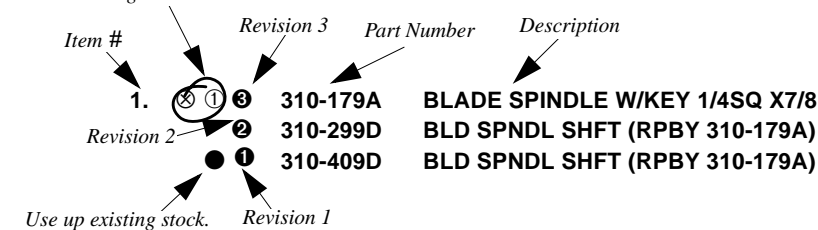
Bold face type indicates parts that are serviced. These parts are considered interchangeable, if it supersedes another part, unless otherwise noted.

Example:

- (S/N 20001+) Includes serial numbers 20001 and above (to the newest numbers)
- (S/N 10001↔20000) Includes serial numbers between and including 10001 and 20000
- (S/N 10000-) Includes serial numbers 10000 and below (to the oldest number)

- ① First revision, e.g.; ② is 2nd revision, ③ is 3rd revision, etc. (Greater numbers are the newest.)
- The existing stock for this part should be used up before ordering the new part.
- ⊗ Not interchangeable
- ⊗①② Revision 2 is not interchangeable w/1

Not interchangeable with revision 1



Part Number Index

Part Number	Page	Part Number	Page	Part Number	Page	Part Number	Page
1-100-02-00	13-4	1092-6	13-18	119-190D	5-8	136-175D	7-4
1042	13-18	113-180H	13-2	120-198D	7-2	136-183D	14-6
1079	13-16	113-181H	13-2	120-198D	7-4	141-084D	5-22
1084	13-16	113-182H	13-2	120-247D	5-32	142-198D	9-2
1099	13-18	113-183H	13-2	120-247D	5-34	142-198D	9-4
1179	13-18	113-188H	13-2	121-151D	9-2	148-402D	3-2
1180	13-18	113-189H	13-2	121-151D	9-4	148-326H	14-4
1182	13-18	113-190H	13-2	121-152D	9-2	148-343H	14-4
1211	13-18	113-200H	13-2	121-154D	9-2	148-622D	14-2
1217	13-18	113-248D	13-2	121-154D	9-4	148-626D	14-4
1218	13-18	113-311D	13-2	121-702H	9-2	152-044D	6-4
1285	13-16	113-312D	13-2	121-703H	9-4	152-044D	6-6
2153	13-18	113-313D	13-2	121-762S	9-2	152-215D	3-4
3089	13-18	113-319D	13-2	121-763S	9-4	152-262D	8-44
5070	11-30	113-323D	13-2	121-152D	9-2	152-262D	8-48
5075	11-30	113-324D	13-2	121-164D	9-2	152-262D	8-50
129090	13-14	113-325D	13-2	121-164D	9-4	152-263D	8-44
129110	11-22	113-351D	13-2	121-167D	9-2	152-283D	8-2
134952	11-22	113-369H	13-4	121-169D	9-2	152-390D	7-2
134952	11-22	113-370D	13-6	122-041D	10-8	152-390D	7-4
134952	13-14	113-370D	13-8	122-094D	10-10	155-012K	3-4
134953	11-22	113-370D	2-2	122-103S	10-10	161-046K	7-2
134953	13-14	113-370D	2-6	122-110D	10-8	161-046K	7-4
186561	13-14	113-370D	4-2	122-117S	10-8	168-127D	14-2
186562	11-22	113-558H	13-2	122-120D	9-8	170-033H	2-2
491680	13-14	113-559H	13-2	122-151D	9-8	170-034H	2-2
491798	11-22	113-560H	13-2	122-173H	9-8	175-102H	5-22
492230	13-14	113-562H	13-4	122-197V	10-10	175-180S	5-10
492338	11-22	113-563S	13-2	122-198V	10-8	176-042S	8-36
492371	13-14	113-563S	13-4	122-201S	9-8	176-042S	8-4
492528	11-22	113-568H	13-2	122-202S	9-2	176-042S	8-46
492529	13-14	1132-05	13-18	122-202S	9-4	176-042S	8-48
492643	13-14	1132-08	13-18	122-231A	9-8	176-042S	8-50
492650	13-14	118-226S	6-4	122-024D	14-2	176-042S	8-6
492652	11-22	118-226S	6-6	122-242S	9-2	176-044S	8-2
492676	11-22	118-226S	6-8	122-242S	9-4	176-044S	8-20
492677	11-22	118-336D	6-4	123-050H	14-4	176-044S	8-46
492700	11-22	118-336D	6-6	123-113D	14-4	176-044S	8-46
492724	13-14	118-336D	6-8	123-116D	14-4	176-065C	8-50
30102360	11-16	118-339D	6-6	123-118D	14-4	176-065D	8-46
30102360	11-18	118-340D	6-6	123-356D	14-4	176-065D	8-46
30102754	11-32	118-341D	6-4	123-409D	14-4	176-066D	8-20
39680008	11-32	118-341D	6-6	123-410D	14-4	176-066D	8-22
61010016	11-32	118-341D	6-8	123-476H	14-4	176-066D	8-24
61010039	11-32	118-347D	6-6	123-492D	14-4	176-066D	8-26
61011003	11-32	118-353D	6-8	123-492D	14-2	176-066D	8-28
85002333	11-32	118-356D	6-6	123-832H	14-2	176-066D	8-46
85002946	11-16	118-356D	6-6	123-834H	14-4	176-066D	8-46
85002946	11-18	118-356D	6-8	123-939H	14-2	176-066D	8-46
85020040	11-30	118-370D	6-6	133-065D	9-6	176-076D	8-46
107-113D	9-2	118-376D	6-6	133-066D	14-4	176-076D	8-46
107-113D	9-4	118-431D	6-4	133-067D	14-4	176-078D	8-46
107-133S	9-2	118-432D	6-4	133-070D	14-6	176-080D	8-46
107-133S	9-4	118-432D	6-8	133-128H	14-2	176-080D	8-46
107-111D	9-2	118-433D	6-4	133-159H	14-2	176-081D	8-46
107-111D	9-4	118-433D	6-6	133-160H	14-2	176-084D	8-46
1087-250	13-18	118-434D	6-4	133-162K	14-6	176-084D	8-46
1087-437	13-18	118-437D	6-4	133-206K	14-2	176-042S	8-30
1088-011	13-18	118-437D	6-6	133-207K	14-2	176-042S	8-32
1088-210	13-16	118-438D	6-6	133-208K	14-2	176-066D	8-30
1088-905	13-18	118-439D	6-6	133-214H	14-4	176-066D	8-32
1088-906	13-18	118-440D	6-6	133-215H	14-4	181-064D	3-4
1088-908	13-18	118-442D	6-8	136-064D	14-6	185-014D	2-4
1089-011	13-18	118-443D	6-4	136-104D	14-6	188-001V	9-2
1089-210	13-16	118-443H	6-2	136-122D	8-14	188-001V	9-4
109-025H	6-2	118-444H	6-2	136-122D	8-16	188-008V	9-8
109-069D	6-2	119-153D	5-10	136-122D	8-16	191-001D	5-22
109-091D	6-4	119-153D	5-12	136-122D	8-30	191-002D	5-22
109-091D	6-6	119-154D	5-10	136-122D	8-32	191-018D	5-22
109-091D	6-8	119-154D	5-12	136-122D	8-36	194-070D	2-2
		119-190D	5-6	136-122D	8-6	194-100D	5-32
				136-175D	7-2	194-100D	5-34

Part Number Index

Part Number	Page	Part Number	Page	Part Number	Page	Part Number	Page
194-101D	5-32	195-109D	8-28	195-137H	8-6	195-186D	8-8
194-101D	5-34	195-112D	5-26	195-137H	8-8	195-186K	8-10
194-104H	2-2	195-114H	5-30	195-138H	8-2	195-186K	8-8
194-105H	2-4	195-121D	5-30	195-138H	8-20	195-187D	8-10
194-106H	2-4	195-122D	5-30	195-138H	8-34	195-187D	8-4
194-108H	2-6	195-123H	5-2	195-138H	8-42	195-187D	8-6
194-110H	3-2	195-123H	5-6	195-139H	8-34	195-187D	8-8
194-113H	3-2	195-124H	5-24	195-139H	8-36	195-187K	8-38
194-115H	4-4	195-125H	5-10	195-143D	7-2	195-187K	8-40
194-117H	4-2	195-125H	5-12	195-144D	8-44	195-188D	8-22
194-120H	4-4	195-128H	8-18	195-145H	8-42	195-188D	8-24
194-123K	5-32	195-129H	8-18	195-146H	5-22	195-188D	8-26
194-124H	5-32	195-130H	8-44	195-147H	5-22	195-188D	8-28
194-125H	5-34	195-131H	8-44	195-148H	5-22	195-188H	5-32
194-126H	5-32	195-132H	5-4	195-149D	8-2	195-188H	5-34
194-127H	5-32	195-132H	5-8	195-150D	8-20	195-189D	8-36
194-128H	5-32	195-134H	8-10	195-151D	8-18	195-189D	8-38
194-128H	5-34	195-134H	8-2	195-152D	8-18	195-189D	8-40
194-129H	5-32	195-134H	8-20	195-153D	8-18	195-191D	5-18
194-129H	5-34	195-134H	8-22	195-153H	8-42	195-192D	5-18
194-134H	2-6	195-134H	8-24	195-154H	8-42	195-193D	5-16
194-135H	5-30	195-134H	8-26	195-155H	8-42	195-194D	5-16
194-145H	5-8	195-134H	8-28	195-156H	8-42	195-195D	5-18
194-146H	5-4	195-134H	8-34	195-157D	8-18	195-196D	5-14
194-147H	5-8	195-134H	8-36	195-157H	8-42	195-197D	5-12
194-150D	8-18	195-134H	8-38	195-158H	8-42	195-197D	5-14
194-268D	4-2	195-134H	8-4	195-159D	7-2	195-197D	5-18
194-269D	4-6	195-134H	8-40	195-159D	7-4	195-198D	5-12
194-270D	4-2	195-134H	8-6	195-159D	8-42	195-198D	5-14
194-270D	4-6	195-134H	8-8	195-160D	7-2	195-198D	5-18
194-273D	7-2	195-135H	8-10	195-160D	7-4	195-199D	5-22
194-273D	7-4	195-135H	8-2	195-160H	8-50	195-204D	5-22
194-274D	7-2	195-135H	8-20	195-161H	8-48	195-205D	5-4
194-274D	7-4	195-135H	8-22	195-165D	5-26	195-205D	5-8
194-155H	5-32	195-135H	8-24	195-168D	8-20	195-206D	5-4
194-156H	5-32	195-135H	8-26	195-169D	8-10	195-206D	5-8
194-156H	5-34	195-135H	8-28	195-169D	8-2	195-207D	5-4
194-203H	5-34	195-135H	8-34	195-169D	8-34	195-207D	5-8
194-401D	3-2	195-135H	8-36	195-169D	8-36	195-208D	5-16
194-402D	3-2	195-135H	8-38	195-169D	8-38	195-209D	8-42
194-516D	5-32	195-135H	8-4	195-169D	8-4	195-210D	8-42
194-516D	5-34	195-135H	8-40	195-169D	8-40	195-211D	8-10
194-525D	4-2	195-135H	8-6	195-169D	8-6	195-211D	8-26
194-526D	4-2	195-135H	8-8	195-169D	8-8	195-211D	8-28
194-527D	4-2	195-136H	8-10	195-170D	8-20	195-211D	8-38
195-100D	5-2	195-136H	8-2	195-170D	8-4	195-211D	8-40
195-100D	5-4	195-136H	8-20	195-170D	8-6	195-211D	8-8
195-100D	5-6	195-136H	8-22	195-172D	8-20	195-212D	8-42
195-100D	5-8	195-136H	8-24	195-172D	8-22	195-222D	8-50
195-101D	5-2	195-136H	8-26	195-172D	8-24	195-109D	8-30
195-101D	5-4	195-136H	8-28	195-172D	8-26	195-109D	8-32
195-101D	5-6	195-136H	8-34	195-172D	8-28	195-134H	8-14
195-101D	5-8	195-136H	8-36	195-176S	5-16	195-134H	8-16
195-102D	5-2	195-136H	8-38	195-176S	5-18	195-134H	8-30
195-102D	5-4	195-136H	8-4	195-177S	5-12	195-134H	8-32
195-102D	5-6	195-136H	8-40	195-177S	5-14	195-135H	8-14
195-102D	5-8	195-136H	8-6	195-178S	5-20	195-135H	8-16
195-103D	6-6	195-136H	8-8	195-179S	5-20	195-135H	8-30
195-104D	6-8	195-137H	8-10	195-180S	5-20	195-135H	8-32
195-105D	6-4	195-137H	8-2	195-181H	5-16	195-136H	8-14
195-106D	6-4	195-137H	8-20	195-182H	5-16	195-136H	8-16
195-106D	6-6	195-137H	8-22	195-183H	5-16	195-136H	8-30
195-106D	6-8	195-137H	8-24	195-184S	8-12	195-136H	8-32
195-107D	7-2	195-137H	8-26	195-184S	8-26	195-137H	8-14
195-107D	7-4	195-137H	8-28	195-184S	8-28	195-137H	8-16
195-108D	8-18	195-137H	8-34	195-184S	8-38	195-137H	8-30
195-109D	8-20	195-137H	8-36	195-184S	8-40	195-137H	8-32
195-109D	8-22	195-137H	8-38	195-186D	8-10	195-139H	8-14
195-109D	8-24	195-137H	8-4	195-186D	8-4	195-139H	8-2
195-109D	8-26	195-137H	8-40	195-186D	8-6	195-139H	8-38

Part Number Index

Part Number	Page	Part Number	Page	Part Number	Page	Part Number	Page
195-139H	8-4	1D1582-16300	11-24	6R3164	11-20	801-009C	5-22
195-139H	8-6	1M6006	13-10	7M3328	13-10	801-023C	11-22
195-139H	8-8	1M7016	11-20	7M5316	11-20	801-023C	13-14
195-145H	14-6	1M7016	11-26	7M5320	11-28	801-035C	6-4
195-161H	8-30	1M7016	11-28	7M5328	11-26	801-035C	6-6
195-161H	8-32	200-001D	3-4	800-001C	13-2	801-035C	6-8
195-168D	8-30	206-021D	9-8	800-001C	2-4	801-045C	5-24
195-168D	8-32	206-014S	9-8	800-001C	3-2	801-054C	13-2
195-169D	8-14	248-251D	5-10	800-001C	4-4	801-057C	6-4
195-169D	8-16	2A0006	11-20	800-001C	5-32	801-057C	6-6
195-170D	8-30	2A0006	11-26	800-001C	5-34	801-057C	6-8
195-170D	8-32	2A0006	11-28	800-001C	8-18	801-068C	2-4
195-172D	8-30	2A0006	13-10	800-003C	6-2	801-068C	3-2
195-172D	8-32	2A0012	11-20	800-004C	6-4	801-070C	8-2
195-187K	8-14	2A0012	11-26	800-004C	6-6	801-084C	9-8
195-187K	8-16	2A0012	11-28	800-004C	6-8	801-096C	5-24
195-190H	8-44	2A0012	13-10	800-008C	9-6	801-141C	9-8
195-211D	14-6	2A0016	11-20	800-009C	9-2	801-151C	5-26
195-212D	14-6	2A0016	11-26	800-009C	9-4	801-001C	14-4
195-230D	7-2	2A0016	11-28	800-012C	5-18	801-002C	14-2
195-231D	8-30	2A0022	13-10	800-012C	5-22	801-003C	14-4
195-231D	8-32	2A0024	11-20	800-016C	8-18	801-035C	14-4
195-232D	8-14	2A0024	11-26	800-032C	5-22	801-154C	5-24
195-232D	8-16	2A0024	11-28	800-058C	5-32	802-004C	6-4
195-234D	7-4	2A0079-616	11-24	800-058C	8-20	802-004C	6-6
195-254D	8-44	2A0079-616	13-12	800-058C	8-20	802-004C	6-8
195-264H	8-10	2A0132	11-20	800-058C	8-34	802-004C	8-36
195-264H	8-14	2A0132	11-26	800-058C	8-36	802-005C	10-2
195-264H	8-16	2A0132	11-28	800-058C	8-4	802-005C	5-16
195-264H	8-2	2A0132	13-10	800-058C	8-48	802-007C	6-2
195-264H	8-38	2A0206	13-10	800-058C	8-50	802-010C	2-2
195-264H	8-4	2A0208	11-20	800-058C	8-6	802-010C	5-6
195-264H	8-40	2A0208	11-26	800-064C	5-26	802-010C	5-8
195-264H	8-6	2A0208	11-28	800-073C	4-2	802-012C	8-44
195-264H	8-8	2A0235-6	11-24	800-082C	11-16	802-014C	13-8
195-265D	7-4	2A0235-6	13-12	800-082C	11-8	802-014C	6-2
195-266D	7-2	2A0235-6	13-12	800-082C	13-6	802-014C	6-4
196-112D	13-6	2A0236-9	11-24	800-082C	13-8	802-014C	6-6
196-112D	13-8	2A0246-12	13-12	800-093C	9-8	802-015C	9-2
196-112D	2-2	2A0308-1	11-24	800-101C	5-24	802-015C	9-4
196-112D	2-6	2A0308-1	13-12	800-107C	6-4	802-017C	5-10
196-112D	4-2	2A0578-2475	13-12	800-107C	6-6	802-017C	5-12
196-112D	5-6	2A0581-1325	11-24	800-107C	6-8	802-017C	5-16
196-112D	5-8	2M3326	13-10	800-121C	5-10	802-017C	8-44
196-136H	2-2	2M5416	11-20	800-121C	5-12	802-017C	8-48
197-001D	4-2	2M5420	11-28	800-177C	8-46	802-017C	8-50
197-001D	4-6	2M5530	11-26	800-177C	8-46	802-017C	9-8
197-089D	5-24	313-076S	5-12	800-213C	9-2	802-022C	13-2
197-091D	5-24	313-176D	5-10	800-213C	9-4	802-034C	5-2
197-096D	5-24	313-176D	5-12	800-268C	9-2	802-034C	5-30
198-137D	10-10	313-186D	5-10	800-268C	9-4	802-034C	5-4
198-137D	10-2	313-186D	5-12	800-001C	4-2	802-034C	5-6
198-137D	10-4	3C4549	11-24	800-016C	9-6	802-034C	5-8
198-137D	10-6	3R0310	13-10	800-028C	14-4	802-034C	8-42
198-137D	10-8	3R3410	11-28	800-058C	8-30	802-039C	13-2
199-022H	10-2	3R3412	11-20	800-058C	8-32	802-039C	2-2
199-030D	10-8	3R3512	11-26	800-082C	11-10	802-045C	9-2
199-031D	10-10	4C2024	13-12	800-082C	11-12	802-045C	9-4
1A1141	11-24	4M3102	13-10	800-082C	11-14	802-051C	10-2
1D0005-2250	13-12	4M5102	11-20	800-082C	11-18	802-058C	10-4
1D0009-1050	11-24	4M5102	11-26	800-101C	14-4	802-058C	10-6
1D0204-2475	13-12	4M5102	11-28	800-112C	5-26	802-059C	10-8
1D0205-1462	11-24	500-090B	11-32	800-148C	5-26	802-078C	5-14
1D1003-4	13-12	5M3128	13-10	800-280C	9-8	802-078C	5-18
1D1155-13	13-12	5M5116	11-20	800-310C	9-8	802-079C	2-6
1D1159-8	11-24	5M5120	11-28	800-321C	14-2	802-079C	5-2
1D1224-8	11-24	5M5128	11-26	801-001C	6-2	802-079C	5-22
1D1401-250	13-12	6R0158	13-10	801-002C	9-2	802-079C	5-4
1D1401-350	11-24	6R3150	11-28	801-002C	9-4	802-079C	5-6
1D1582-16275	13-12	6R3162	11-26	801-002C	9-6	802-079C	5-8

Part Number Index

Part Number	Page	Part Number	Page	Part Number	Page	Part Number	Page
802-079C	8-44	802-282C	8-20	802-152C	8-30	803-014C	13-8
802-082C	5-30	802-282C	8-22	802-152C	8-32	803-014C	2-6
802-082C	5-32	802-282C	8-24	802-155C	4-2	803-014C	5-2
802-082C	5-34	802-282C	8-26	802-203C	5-10	803-014C	5-22
802-088C	8-18	802-282C	8-28	802-214C	14-2	803-014C	5-4
802-092C	5-22	802-282C	8-34	802-252C	4-2	803-014C	5-6
802-095C	5-32	802-282C	8-36	802-258C	14-2	803-014C	5-8
802-095C	5-34	802-282C	8-38	802-273C	4-2	803-014C	6-8
802-099C	8-10	802-282C	8-4	802-282C	14-2	803-014C	8-44
802-099C	8-2	802-282C	8-40	802-282C	14-6	803-014C	9-2
802-099C	8-20	802-282C	8-42	802-282C	8-14	803-014C	9-4
802-099C	8-22	802-282C	8-6	802-282C	8-16	803-016C	6-2
802-099C	8-24	802-282C	8-8	802-282C	8-30	803-019C	13-2
802-099C	8-26	802-375C	5-12	802-282C	8-32	803-019C	8-12
802-099C	8-28	802-375C	5-16	802-283C	3-2	803-019C	8-26
802-099C	8-34	802-375C	5-18	802-388C	14-2	803-019C	8-28
802-099C	8-36	802-375C	5-20	802-413C	8-10	803-019C	8-38
802-099C	8-38	802-387C	5-16	802-413C	8-16	803-019C	8-40
802-099C	8-4	802-387C	5-2	802-413C	8-24	803-019C	9-2
802-099C	8-40	802-387C	5-4	802-413C	8-28	803-019C	9-4
802-099C	8-42	802-387C	5-6	802-413C	8-32	803-020C	13-2
802-099C	8-6	802-387C	5-8	802-413C	8-36	803-020C	13-2
802-099C	8-8	802-399C	3-4	802-413C	8-40	803-020C	2-2
802-103C	5-2	802-411C	5-10	802-413C	8-6	803-020C	2-4
802-103C	5-4	802-411C	5-12	802-427C	14-2	803-020C	5-2
802-104C	3-4	802-421C	10-10	802-550C	9-2	803-020C	5-30
802-104C	7-2	802-421C	10-2	802-551C	11-10	803-020C	5-32
802-104C	7-4	802-421C	10-4	802-551C	11-12	803-020C	5-34
802-106C	8-18	802-421C	10-6	802-551C	11-14	803-020C	5-4
802-115C	13-2	802-421C	10-8	802-551C	11-18	803-020C	5-6
802-119C	10-10	802-425C	5-10	802-594C	5-32	803-020C	5-8
802-121C	9-2	802-425C	5-12	802-687C	7-2	803-020C	8-18
802-121C	9-4	802-442C	5-4	802-687C	7-4	803-020C	8-42
802-128C	2-4	802-442C	5-8	802-690C	5-32	803-020C	8-44
802-138C	13-6	802-543C	2-2	803-001C	5-24	803-021C	13-2
802-138C	13-8	802-544C	2-2	803-003C	5-24	803-021C	8-18
802-138C	2-6	802-544C	4-4	803-006C	11-16	803-022C	11-22
802-138C	4-2	802-548C	7-2	803-006C	11-8	803-024C	13-2
802-138C	7-2	802-548C	7-4	803-006C	2-4	803-024C	3-4
802-138C	7-4	802-550C	9-2	803-006C	3-2	803-026C	5-32
802-148C	5-22	802-550C	9-4	803-006C	5-22	803-026C	5-34
802-151C	10-10	802-551C	11-16	803-007C	5-14	803-027C	3-2
802-152C	8-20	802-551C	11-8	803-007C	5-16	803-027C	5-32
802-152C	8-50	802-551C	8-4	803-008C	5-22	803-028C	4-2
802-153C	3-4	802-551C	8-48	803-008C	6-2	803-029C	3-4
802-168C	13-2	802-551C	8-6	803-008C	8-10	803-031C	2-6
802-168C	13-6	802-615C	2-6	803-008C	8-18	803-031C	5-32
802-168C	13-8	802-617C	10-4	803-008C	8-2	803-031C	5-34
802-178C	4-2	802-618C	10-6	803-008C	8-20	803-032C	4-4
802-196C	5-20	802-633C	5-22	803-008C	8-22	803-034C	2-2
802-196C	6-2	802-004C	14-4	803-008C	8-24	803-035C	6-2
802-197C	10-8	802-004C	14-6	803-008C	8-26	803-036C	13-2
802-203C	5-2	802-004C	5-10	803-008C	8-28	803-036C	7-2
802-203C	5-26	802-007C	14-6	803-008C	8-34	803-036C	7-4
802-203C	5-4	802-026C	11-12	803-008C	8-36	803-036C	8-10
802-203C	5-6	802-026C	11-14	803-008C	8-38	803-036C	8-2
802-203C	5-8	802-034C	14-2	803-008C	8-4	803-036C	8-20
802-204C	5-32	802-034C	14-6	803-008C	8-40	803-036C	8-22
802-212C	3-2	802-039C	7-2	803-008C	8-42	803-036C	8-24
802-228C	9-2	802-039C	7-4	803-008C	8-44	803-036C	8-26
802-228C	9-4	802-041C	14-6	803-008C	8-6	803-036C	8-28
802-249C	13-2	802-070C	5-34	803-008C	8-8	803-036C	8-34
802-252C	5-22	802-078C	14-4	803-011C	13-2	803-036C	8-36
802-254C	13-2	802-092C	14-4	803-011C	5-10	803-036C	8-38
802-261C	13-2	802-099C	8-14	803-011C	5-12	803-036C	8-4
802-266C	13-2	802-099C	8-16	803-011C	7-2	803-036C	8-40
802-273C	4-4	802-099C	8-30	803-011C	7-4	803-036C	8-42
802-282C	8-10	802-099C	8-32	803-013C	13-2	803-036C	8-6
802-282C	8-18	802-139C	5-34	803-014C	13-14	803-036C	8-8
802-282C	8-2	802-148C	14-4	803-014C	13-6	803-036C	9-2

Part Number Index

Part Number	Page	Part Number	Page	Part Number	Page	Part Number	Page
803-036C	9-4	803-013C	11-14	804-009C	8-38	804-025C	5-34
803-049C	5-2	803-013C	8-44	804-009C	8-4	804-027C	2-6
803-049C	5-4	803-014C	14-2	804-009C	8-40	804-027C	5-32
803-053C	13-4	803-014C	5-26	804-009C	8-42	804-027C	5-34
803-079C	4-2	803-019C	14-6	804-009C	8-6	804-028C	2-6
803-079C	4-6	803-020C	14-2	804-009C	8-8	804-029C	13-2
803-081C	4-4	803-020C	14-2	804-011C	13-2	804-030C	2-2
803-088C	10-2	803-020C	14-6	804-011C	2-6	804-030C	4-4
803-088C	10-4	803-026C	5-32	804-011C	5-10	804-031C	6-4
803-088C	10-6	803-028C	5-32	804-011C	5-12	804-031C	6-6
803-088C	5-12	803-028C	5-34	804-011C	5-2	804-031C	6-8
803-088C	5-16	803-032C	4-2	804-011C	5-4	804-035C	4-2
803-088C	5-18	803-035C	14-4	804-011C	5-6	804-035C	4-6
803-088C	5-20	803-036C	14-6	804-011C	5-8	804-036C	5-10
803-088C	5-22	803-036C	8-14	804-011C	8-44	804-036C	5-12
803-088C	6-2	803-036C	8-16	804-012C	6-2	804-036C	6-2
803-159C	13-4	803-036C	8-30	804-012C	9-2	804-037C	5-2
803-169C	10-10	803-036C	8-32	804-012C	9-4	804-037C	5-4
803-169C	10-2	803-058C	14-4	804-012C	9-8	804-039C	4-4
803-169C	10-4	803-169C	14-2	804-013C	13-6	804-040C	6-2
803-169C	10-6	803-169C	8-10	804-013C	13-8	804-040C	9-2
803-169C	10-8	803-169C	8-16	804-013C	2-6	804-040C	9-4
803-169C	5-2	803-169C	8-24	804-013C	5-2	804-054C	5-24
803-169C	5-26	803-169C	8-28	804-013C	5-22	804-061C	8-20
803-169C	5-4	803-169C	8-32	804-013C	5-4	804-061C	8-22
803-169C	5-6	803-169C	8-36	804-013C	5-6	804-061C	8-24
803-169C	5-8	803-169C	8-40	804-013C	5-8	804-061C	8-26
803-169C	7-2	803-169C	8-6	804-013C	6-2	804-061C	8-28
803-169C	7-4	803-209C	14-2	804-013C	6-4	804-062C	4-4
803-169C	9-2	803-209C	4-2	804-013C	6-6	804-075C	11-16
803-169C	9-4	803-239C	7-2	804-013C	6-8	804-075C	11-8
803-177C	10-10	803-239C	7-4	804-013C	8-44	804-075C	5-24
803-177C	10-8	803-263C	7-2	804-013C	9-2	804-078C	9-8
803-177C	5-4	803-263C	7-4	804-013C	9-4	804-082C	2-4
803-177C	5-8	803-293C	5-10	804-013C	9-8	804-082C	3-2
803-178C	8-34	803-310C	9-2	804-015C	13-2	804-098C	7-2
803-193C	9-2	804-001C	6-2	804-015C	13-2	804-098C	7-4
803-193C	9-4	804-002C	6-2	804-015C	2-2	804-134C	5-2
803-194C	6-4	804-003C	6-2	804-015C	2-4	804-134C	5-4
803-194C	6-6	804-006C	11-16	804-015C	5-2	804-141C	4-4
803-194C	6-8	804-006C	11-8	804-015C	5-30	804-154C	9-2
803-199C	5-16	804-006C	5-22	804-015C	5-32	804-154C	9-4
803-199C	5-2	804-006C	8-2	804-015C	5-34	804-002C	14-4
803-199C	5-4	804-006C	8-20	804-015C	5-4	804-003C	14-4
803-199C	5-6	804-006C	8-34	804-015C	5-6	804-004C	14-4
803-199C	5-8	804-006C	8-36	804-015C	5-8	804-006C	11-10
803-208C	7-2	804-006C	8-4	804-015C	8-18	804-006C	11-12
803-208C	7-4	804-006C	8-48	804-015C	8-44	804-006C	11-14
803-209C	5-10	804-006C	8-50	804-016C	2-4	804-006C	11-18
803-209C	5-12	804-006C	8-6	804-016C	7-2	804-006C	14-4
803-209C	5-16	804-007C	5-18	804-016C	7-4	804-006C	14-6
803-214C	4-4	804-009C	13-6	804-016C	8-18	804-006C	8-30
803-215C	8-44	804-009C	13-8	804-017C	13-2	804-006C	8-32
803-215C	8-48	804-009C	2-2	804-017C	2-2	804-009C	14-2
803-215C	8-50	804-009C	2-6	804-017C	8-34	804-009C	14-6
803-001C	14-4	804-009C	4-2	804-017C	8-36	804-009C	8-14
803-006C	11-10	804-009C	5-22	804-019C	8-18	804-009C	8-16
803-006C	11-12	804-009C	5-6	804-021C	6-2	804-009C	8-30
803-006C	11-14	804-009C	5-8	804-022C	10-10	804-009C	8-32
803-006C	11-18	804-009C	6-2	804-022C	10-2	804-011C	11-12
803-006C	14-4	804-009C	8-10	804-022C	10-4	804-011C	11-14
803-006C	14-6	804-009C	8-18	804-022C	10-6	804-011C	4-2
803-007C	14-4	804-009C	8-2	804-022C	10-8	804-012C	14-4
803-008C	14-2	804-009C	8-20	804-022C	13-2	804-013C	14-2
803-008C	14-6	804-009C	8-22	804-022C	8-18	804-013C	5-26
803-008C	8-14	804-009C	8-24	804-023C	3-2	804-015C	14-2
803-008C	8-16	804-009C	8-26	804-023C	5-32	804-015C	14-2
803-008C	8-30	804-009C	8-28	804-025C	13-4	804-015C	14-6
803-008C	8-32	804-009C	8-34	804-025C	4-4	804-015C	7-2
803-013C	11-12	804-009C	8-36	804-025C	5-32	804-015C	7-4

Part Number Index

Part Number	Page	Part Number	Page	Part Number	Page	Part Number	Page
804-015C	8-10	805-104C	3-2	806-005C	13-2	809-146C	8-26
804-015C	8-14	805-104C	5-32	806-039C	13-2	809-146C	8-28
804-015C	8-16	805-104C	5-34	806-060C	13-2	809-146C	8-38
804-015C	8-2	805-109C	8-44	806-060C	8-12	809-146C	8-40
804-015C	8-20	805-109C	9-2	806-060C	8-26	809-149C	8-10
804-015C	8-22	805-109C	9-4	806-060C	8-28	809-149C	8-2
804-015C	8-24	805-124C	2-4	806-060C	8-38	809-149C	8-20
804-015C	8-26	805-124C	3-2	806-060C	8-40	809-149C	8-22
804-015C	8-28	805-127C	9-2	806-051C	8-44	809-149C	8-24
804-015C	8-30	805-127C	9-4	806-060C	14-6	809-149C	8-26
804-015C	8-32	805-154C	9-2	806-109C	8-44	809-149C	8-28
804-015C	8-36	805-154C	9-4	807-072C	8-44	809-149C	8-34
804-015C	8-4	805-156C	5-32	807-073C	2-2	809-149C	8-36
804-015C	8-40	805-156C	5-34	807-097C	8-20	809-149C	8-38
804-015C	8-42	805-180C	8-10	807-097C	8-22	809-149C	8-4
804-015C	8-6	805-180C	8-18	807-097C	8-24	809-149C	8-40
804-015C	8-8	805-180C	8-2	807-097C	8-26	809-149C	8-6
804-016C	14-2	805-180C	8-20	807-097C	8-28	809-149C	8-8
804-016C	14-2	805-180C	8-22	807-097C	8-46	809-160C	8-12
804-016C	14-6	805-180C	8-24	807-097C	8-46	809-160C	8-26
804-017C	14-6	805-180C	8-26	807-101C	9-8	809-160C	8-28
804-030C	4-2	805-180C	8-28	807-106C	5-10	809-160C	8-38
804-042C	14-4	805-180C	8-34	807-106C	5-12	809-160C	8-40
804-044C	14-4	805-180C	8-36	807-106C	9-2	809-164C	8-10
804-046C	14-4	805-180C	8-38	807-106C	9-4	809-164C	8-2
804-048C	5-22	805-180C	8-4	807-159C	9-2	809-164C	8-20
804-061C	8-30	805-180C	8-40	807-159C	9-4	809-164C	8-22
804-061C	8-32	805-180C	8-42	807-097C	8-30	809-164C	8-24
804-075C	11-10	805-180C	8-48	807-097C	8-32	809-164C	8-26
804-075C	11-12	805-180C	8-50	808-086C	5-22	809-164C	8-28
804-075C	11-14	805-180C	8-6	808-143C	8-10	809-164C	8-38
804-075C	11-18	805-180C	8-8	808-143C	8-12	809-164C	8-40
804-095C	7-2	805-186C	9-2	808-143C	8-2	809-164C	8-8
804-095C	7-4	805-186C	9-4	808-143C	8-20	809-171C	8-42
804-113C	7-2	805-197C	5-30	808-143C	8-22	809-172C	7-2
804-113C	7-4	805-234C	9-2	808-143C	8-24	809-172C	7-4
804-113C	8-10	805-234C	9-4	808-143C	8-26	809-149C	8-14
804-113C	8-14	805-236C	5-32	808-143C	8-28	809-149C	8-16
804-113C	8-16	805-236C	5-34	808-143C	8-34	809-149C	8-30
804-113C	8-2	805-240C	8-10	808-143C	8-36	809-149C	8-32
804-113C	8-20	805-240C	8-2	808-143C	8-38	810-058C	13-6
804-113C	8-22	805-240C	8-20	808-143C	8-38	810-059C	11-26
804-113C	8-24	805-240C	8-22	808-143C	8-4	810-104C	11-4
804-113C	8-26	805-240C	8-24	808-143C	8-40	810-104C	2-4
804-113C	8-28	805-240C	8-26	808-143C	8-40	810-118C	13-2
804-113C	8-30	805-240C	8-28	808-143C	8-6	810-118C	13-6
804-113C	8-32	805-240C	8-34	808-143C	8-8	810-118C	13-8
804-113C	8-38	805-240C	8-36	808-240C	8-48	810-119C	13-12
804-113C	8-4	805-240C	8-38	808-240C	8-50	810-146C	11-24
804-113C	8-40	805-240C	8-4	808-143C	8-14	810-149C	11-20
804-113C	8-42	805-240C	8-40	808-143C	8-16	810-149C	11-28
804-113C	8-6	805-240C	8-42	808-143C	8-30	810-197C	13-8
804-113C	8-8	805-240C	8-6	808-143C	8-32	810-210C	13-10
804-182C	7-2	805-240C	8-8	808-170C	14-2	810-254C	13-14
804-182C	7-4	805-019C	14-4	808-240C	8-36	810-256C	11-22
805-016C	3-4	805-030C	7-2	808-240C	8-6	810-274C	13-16
805-016C	6-2	805-030C	7-4	808-256C	14-6	810-274C	13-6
805-019C	13-4	805-067C	14-2	808-259C	14-6	810-274C	13-8
805-024C	8-46	805-067C	14-4	808-287C	7-2	810-293C	11-16
805-024C	8-46	805-148C	7-2	808-287C	7-4	810-298C	11-2
805-026C	8-34	805-148C	7-4	809-045C	8-12	810-298C	4-2
805-026C	8-36	805-180C	14-6	809-045C	8-26	810-299C	11-16
805-032C	5-30	805-180C	8-14	809-045C	8-28	810-299C	11-8
805-058C	13-2	805-180C	8-16	809-045C	8-38	810-299C	5-32
805-067C	5-24	805-180C	8-30	809-045C	8-40	810-299C	5-34
805-067C	8-18	805-180C	8-32	809-071C	8-10	810-300C	11-16
805-083C	8-44	805-240C	8-14	809-071C	8-26	810-300C	11-8
805-085C	4-2	805-240C	8-16	809-071C	8-28	810-301C	11-16
805-085C	4-6	805-240C	8-30	809-071C	8-8	810-301C	11-8
805-104C	2-4	805-240C	8-32	809-146C	8-12	810-303C	11-16

Part Number Index

Part Number	Page	Part Number	Page	Part Number	Page	Part Number	Page
810-303C	11-30	811-439C	11-16	811-203C	11-32	811-636C	11-18
810-303C	11-30	811-470C	11-2	811-216C	11-10	811-675C	11-18
810-316C	11-4	811-531C	11-16	811-216C	11-14	811-675C	11-6
810-316C	3-2	811-574C	11-2	811-216C	11-18	811-677C	11-10
810-343C	11-16	811-574C	11-4	811-252C	11-6	811-677C	11-12
810-344C	11-16	811-577C	11-16	811-286C	11-10	811-677C	11-14
810-104C	11-6	811-577C	11-8	811-286C	11-10	811-695C	11-6
810-293C	11-18	811-578C	11-16	811-286C	11-12	811-796C	11-10
810-299C	11-10	811-578C	11-8	811-286C	11-14	811-796C	11-12
810-299C	11-12	811-579C	13-6	811-286C	11-14	811-796C	11-14
810-299C	11-14	811-579C	13-8	811-286C	11-16	811-796C	11-16
810-299C	11-18	811-580C	13-6	811-286C	11-18	811-796C	11-18
810-300C	11-10	811-580C	13-8	811-286C	11-18	811-796C	11-8
810-300C	11-12	811-582C	11-16	811-286C	11-8	812-236C	9-4
810-300C	11-14	811-585C	11-16	811-312C	11-10	812-245C	9-4
810-300C	11-18	811-585C	11-8	811-312C	11-12	814-008C	7-2
810-301C	11-10	811-586C	11-16	811-312C	11-14	814-008C	7-4
810-301C	11-12	811-586C	11-8	811-312C	11-18	814-010C	10-10
810-301C	11-14	811-587C	11-16	811-312C	11-6	814-023C	3-4
810-301C	11-18	811-587C	11-8	811-356C	11-10	814-026C	7-2
810-303C	11-18	811-589C	11-16	811-362C	11-6	814-026C	7-4
810-316C	11-6	811-589C	11-8	811-393C	11-12	814-031C	3-4
810-343C	11-18	811-590C	11-16	811-393C	11-14	814-034C	10-2
810-344C	11-18	811-590C	11-8	811-430C	11-10	814-067C	10-8
810-371C	11-12	811-631C	11-16	811-430C	11-14	814-157C	10-4
810-371C	11-14	811-631C	11-8	811-430C	11-18	814-158C	10-6
810-410C	11-12	811-632C	11-16	811-436C	11-6	814-159C	10-4
810-410C	11-16	811-632C	11-8	811-439C	11-18	814-160C	10-6
810-410C	11-8	811-636C	11-16	811-531C	11-18	814-174C	10-2
810-432C	11-10	811-675C	11-16	811-574C	11-6	815-001C	13-4
810-432C	11-12	811-677C	11-8	811-577C	11-10	815-089C	3-4
810-432C	11-14	811-057C	11-4	811-577C	11-12	815-090C	3-4
810-432C	11-16	811-064C	11-10	811-577C	11-14	815-094C	3-4
810-432C	11-18	811-064C	11-12	811-577C	11-18	816-007C	9-6
810-432C	11-8	811-064C	11-12	811-578C	11-10	816-012C	7-2
810-554C	11-10	811-064C	11-14	811-578C	11-12	816-012C	7-4
810-554C	11-14	811-064C	11-14	811-578C	11-14	816-014C	13-4
810-554C	11-18	811-064C	11-18	811-578C	11-18	816-014C	3-4
811-021C	13-6	811-064C	11-6	811-582C	11-18	816-035C	7-2
811-021C	13-8	811-065C	11-10	811-585C	11-10	816-035C	7-4
811-035C	13-6	811-065C	11-12	811-585C	11-12	816-138C	7-2
811-035C	13-8	811-065C	11-14	811-585C	11-14	816-138C	7-4
811-044C	13-6	811-065C	11-18	811-585C	11-18	816-173C	9-8
811-064C	11-16	811-065C	11-6	811-586C	11-10	816-239C	9-2
811-064C	11-4	811-118C	11-10	811-586C	11-12	816-239C	9-4
811-064C	11-8	811-118C	11-12	811-586C	11-14	816-241C	7-2
811-065C	11-16	811-118C	11-14	811-586C	11-18	816-241C	7-4
811-065C	11-4	811-118C	11-16	811-587C	11-10	816-242C	8-18
811-065C	11-8	811-118C	11-18	811-587C	11-12	816-265C	3-4
811-140C	11-2	811-118C	11-18	811-587C	11-12	816-277C	5-14
811-170C	11-4	811-133C	11-10	811-587C	11-14	816-277C	5-18
811-170C	11-8	811-133C	11-10	811-587C	11-18	816-277C	5-18
811-171C	11-2	811-133C	11-12	811-589C	11-10	816-278C	5-18
811-171C	11-4	811-133C	11-14	811-589C	11-12	816-279C	5-22
811-171C	11-8	811-133C	11-16	811-589C	11-14	816-279C	14-4
811-171C	13-6	811-133C	11-18	811-589C	11-18	816-112C	14-4
811-171C	13-8	811-133C	11-8	811-590C	11-10	816-113C	14-4
811-183C	11-2	811-146C	11-12	811-590C	11-10	816-302C	9-2
811-193C	11-16	811-146C	11-16	811-590C	11-12	816-302C	9-4
811-252C	11-4	811-146C	11-8	811-590C	11-14	816-306C	9-2
811-281C	13-6	811-170C	11-10	811-590C	11-18	816-306C	9-4
811-281C	13-8	811-171C	11-10	811-631C	11-10	816-358C	14-2
811-293C	13-6	811-171C	11-12	811-631C	11-10	817-004C	6-4
811-293C	13-8	811-171C	11-12	811-631C	11-12	817-004C	6-6
811-312C	11-16	811-171C	11-12	811-631C	11-12	817-004C	6-8
811-312C	11-4	811-171C	11-14	811-631C	11-14	817-022C	10-10
811-312C	11-8	811-171C	11-14	811-631C	11-14	817-022C	10-10
811-315C	13-6	811-171C	11-16	811-631C	11-14	817-023C	10-10
811-356C	11-8	811-171C	11-18	811-631C	11-16	817-023C	10-10
811-362C	11-4	811-171C	11-8	811-631C	11-18	817-025C	8-10
811-436C	11-4	811-171C	11-6	811-631C	11-18	817-025C	8-2
		811-171C	11-8	811-631C	11-18	817-025C	8-20
		811-193C	11-18	811-631C	11-8	817-025C	8-22
				811-632C	11-12	817-025C	8-22
						817-025C	8-24

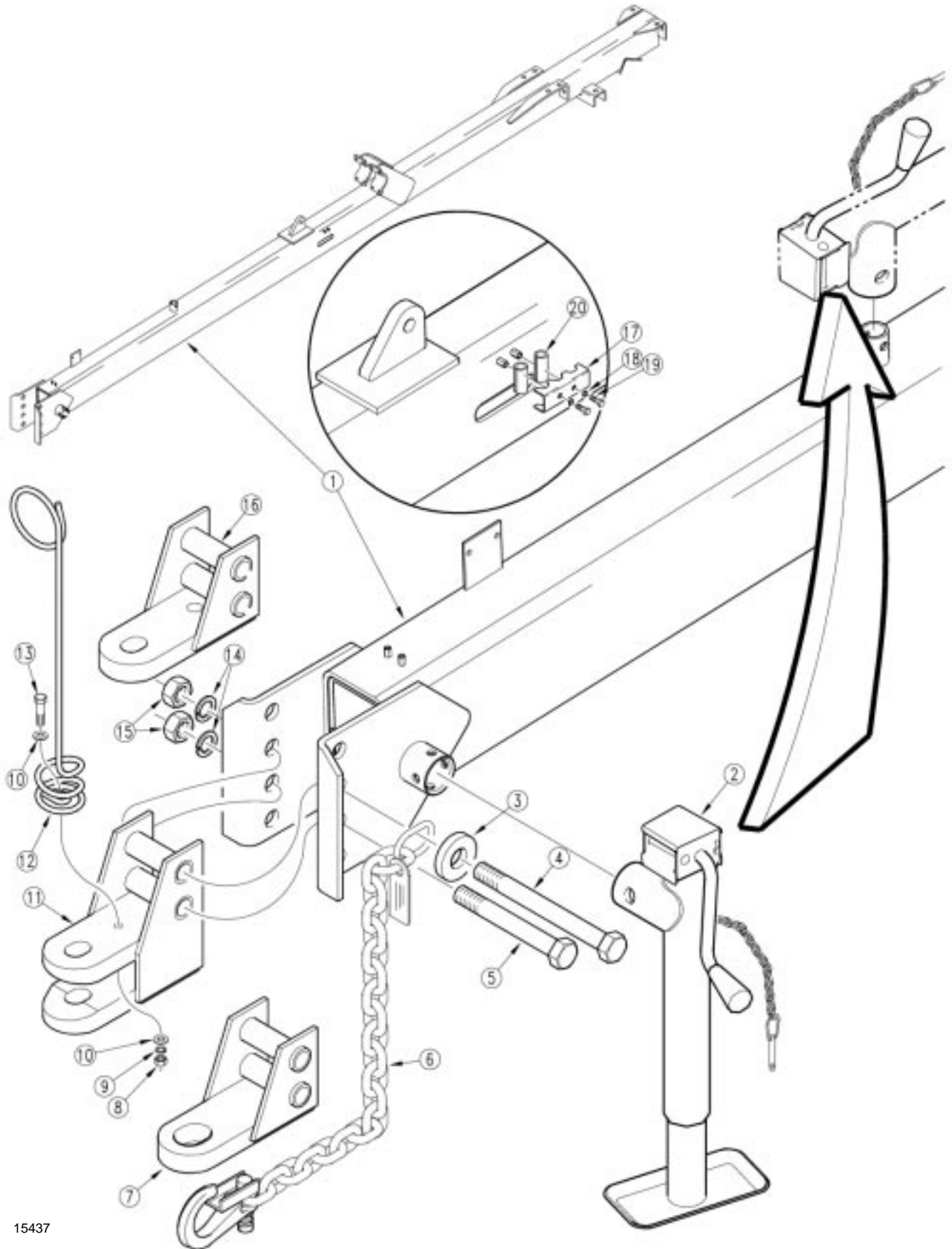
Part Number Index

Part Number	Page	Part Number	Page	Part Number	Page	Part Number	Page
817-025C	8-26	817-025C	8-16	822-032C	8-40	890-305C	5-24
817-025C	8-28	817-025C	8-30	822-032C	8-42	890-308C	5-12
817-025C	8-34	817-025C	8-32	822-032C	8-6	890-311C	5-26
817-025C	8-36	817-026C	14-4	822-032C	8-8	890-312C	5-26
817-025C	8-38	817-042C	5-10	822-048C	3-4	890-313C	5-26
817-025C	8-4	817-087C	6-2	822-053C	3-4	890-350C	6-4
817-025C	8-40	817-191C	9-8	822-080C	13-4	890-350C	6-6
817-025C	8-42	817-314C	9-2	822-083C	5-22	890-350C	6-8
817-025C	8-6	817-314C	9-4	822-095C	10-10	890-430C	5-26
817-025C	8-8	817-423C	7-2	822-095C	10-8	890-466C	9-2
817-053C	5-22	817-423C	7-4	822-103C	6-4	890-466C	9-4
817-062C	10-8	817-516C	5-10	822-103C	6-6	890-516C	8-20
817-063C	10-8	818-003C	12-2	822-103C	6-8	890-516C	8-22
817-068C	6-4	818-019C	12-2	822-117C	7-2	890-516C	8-24
817-068C	6-6	818-024C	12-2	822-117C	7-4	890-516C	8-26
817-068C	6-8	818-045C	12-2	822-118C	7-2	890-516C	8-28
817-069C	6-4	818-078C	12-2	822-118C	7-4	890-545C	2-2
817-069C	6-6	818-229C	12-2	822-119C	8-10	890-349C	14-4
817-069C	6-8	818-230C	12-2	822-119C	8-18	890-516C	8-30
817-070C	6-4	818-257C	12-2	822-119C	8-2	890-516C	8-32
817-070C	6-6	818-258C	12-2	822-119C	8-20	CP2-10	11-30
817-070C	6-8	818-295C	12-2	822-119C	8-22	PRPIL-10-K-25	11-30
817-071C	6-4	818-295C	5-24	822-119C	8-24		
817-071C	6-6	818-296C	12-2	822-119C	8-26		
817-071C	6-8	818-296C	5-24	822-119C	8-28		
817-072C	6-4	818-337C	12-2	822-119C	8-34		
817-072C	6-6	818-339C	12-2	822-119C	8-36		
817-072C	6-8	818-349C	12-2	822-119C	8-38		
817-073C	6-4	818-369C	12-2	822-119C	8-4		
817-073C	6-6	818-370C	12-2	822-119C	8-40		
817-073C	6-8	818-392C	5-24	822-119C	8-42		
817-074C	6-4	818-398C	12-2	822-119C	8-6		
817-074C	6-6	818-402C	12-2	822-119C	8-8		
817-074C	6-8	818-415C	12-2	822-170C	10-4		
817-075C	6-4	818-557C	12-2	822-170C	10-6		
817-075C	6-6	818-660C	12-2	822-032C	14-6		
817-075C	6-8	818-682C	13-2	822-032C	8-14		
817-084C	10-10	818-715C	12-2	822-032C	8-16		
817-084C	10-2	818-716C	12-2	822-032C	8-30		
817-084C	10-4	818-751C	12-2	822-032C	8-32		
817-084C	10-6	818-752C	3-4	822-119C	14-6		
817-084C	10-8	818-055C	14-6	822-119C	8-14		
817-084C	9-2	818-207C	14-4	822-119C	8-16		
817-084C	9-4	818-245C	14-4	822-119C	8-30		
817-086C	5-24	818-662C	12-2	822-119C	8-32		
817-111C	8-46	818-663C	12-2	822-126C	14-2		
817-111C	8-46	818-664C	12-2	822-170C	10-2		
817-111C	8-50	818-708C	12-2	823-173C	5-28		
817-132C	9-2	818-710C	12-2	823-175C	5-28		
817-132C	9-4	818-752C	12-2	823-190C	5-28		
817-133C	9-2	819-001C	6-2	838-102C	12-2		
817-133C	9-4	819-041C	14-4	838-160C	14-2		
817-134C	9-8	820-155C	9-2	838-161C	14-2		
817-202C	5-24	820-155C	9-4	838-169C	12-2		
817-255C	13-16	822-008C	6-2	838-204C	14-2		
817-273C	8-18	822-020C	3-4	838-237C	5-24		
817-296C	10-4	822-021C	3-4	838-265C	12-2		
817-297C	10-6	822-030C	13-4	838-266C	12-2		
817-308C	2-4	822-032C	8-10	838-267C	12-2		
817-308C	3-2	822-032C	8-18	838-482C	12-2		
817-321C	5-16	822-032C	8-2	838-482C	5-10		
817-322C	5-16	822-032C	8-20	841-077C	11-10		
817-323C	5-22	822-032C	8-22	841-077C	11-14		
817-324C	5-16	822-032C	8-24	841-077C	11-18		
817-330C	10-2	822-032C	8-26	890-018C	13-2		
817-009C	14-4	822-032C	8-28	890-026C	5-22		
817-010C	14-4	822-032C	8-34	890-183C	2-2		
817-025C	14-2	822-032C	8-36	890-193C	4-2		
817-025C	14-6	822-032C	8-38	890-193C	4-4		
817-025C	8-14	822-032C	8-4	890-221C	5-10		

Part Number Index

<u>Part Number</u>	<u>Page</u>	<u>Part Number</u>	<u>Page</u>	<u>Part Number</u>	<u>Page</u>	<u>Part Number</u>	<u>Page</u>
--------------------	-------------	--------------------	-------------	--------------------	-------------	--------------------	-------------

Hitch To Tongue



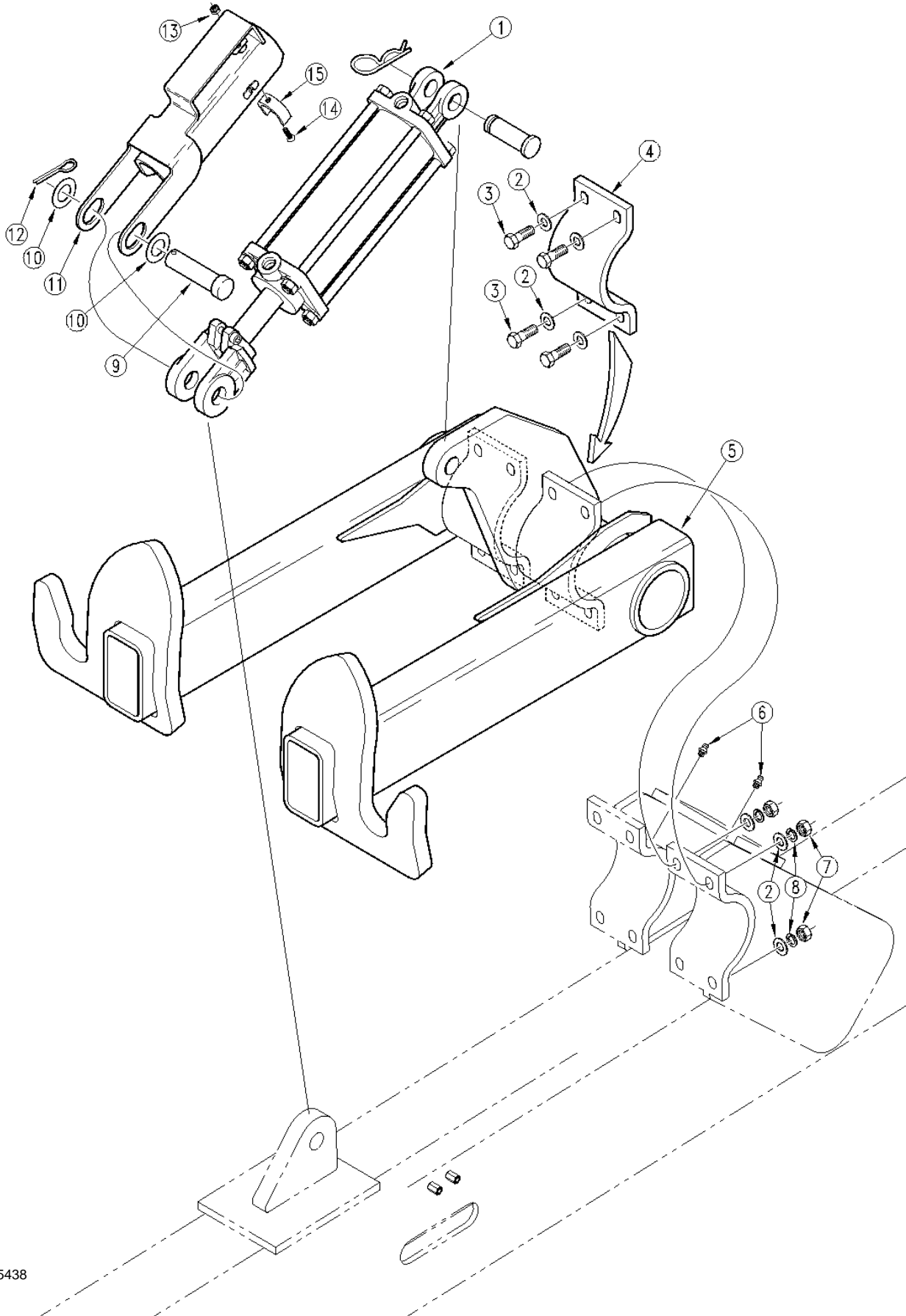
15437

Hitch To Tongue

Ref.	Part No.	Part Description	Comments
1.	194-104H	30'-3S TONGUE	
2.	890-545C	SCREW JACK 7000 LB. 15 - 30 IN	
3.	194-070D	SAFETY CHAIN WASHER	
4.	802-543C	HHCS 1 1/4-7X10 GR5 SPTH	
5.	802-544C	HHCS 1 1/4-7X9 GR5 SPTH	
6.	890-183C	SAFETY CHAIN 20000 LB	
7.	170-033H	SINGLE HITCH STRAP-LARGE	
8.	803-020C	NUT HEX 1/2-13 PLT	
9.	804-015C	WASHER LOCK SPRING 1/2 PLT	
10.	804-017C	WASHER FLAT 1/2 USS PLT	
11.	196-136H	CLEVIS HITCH WELDMENT	
12.	807-073C	SPRING HOSE LOOP HEAVY	
13.	802-039C	HHCS 1/2-13X3 GR5	
14.	804-030C	WASHER LOCK 1 1/4 SPRING PLT	
15.	803-034C	NUT HEX 1 1/4-7 PLT	
16.	170-034H	SINGLE HITCH STRAP-SMALL	
17.	196-112D	HOSE CLAMP BRACKET	
18.	804-009C	WASHER LOCK SPRING 5/16 PLT	
19.	802-010C	HHCS 5/16-18X1 1/4 GR5	
20.	113-370D	1/4 MARKER HYD HOSE GUARD	

Legend: ● = 1st revision; ● = 2nd revision; ● = 3rd revision; ● = use up existing stock; ⊗ = not interchangeable; ⊗ ① ● = for example: revision 2 is not interchangeable w/revision 1

Transport Hook To Tongue



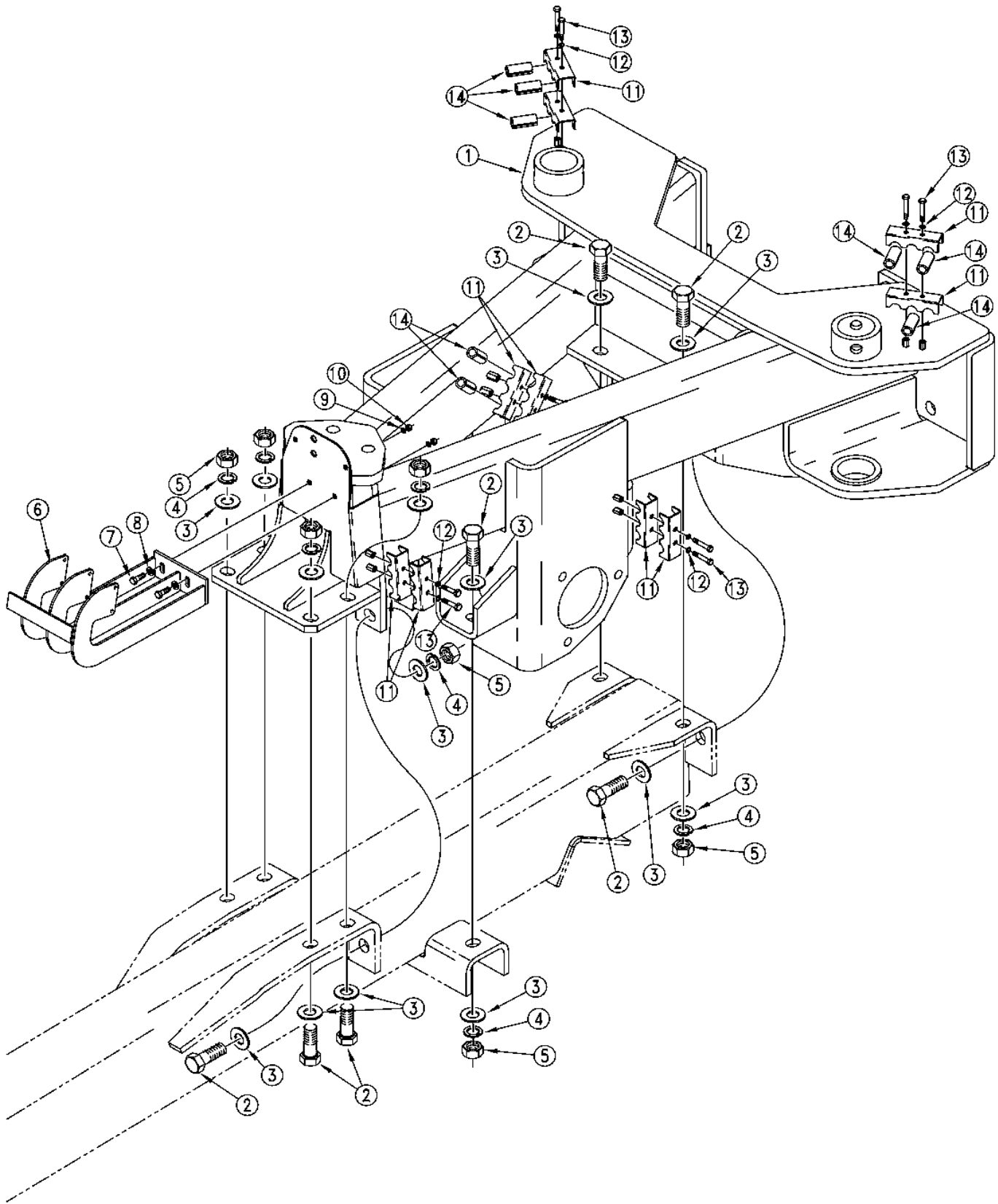
15438

Transport Hook To Tongue

Ref.	Part No.	Part Description	Comments
1.	810-104C	CYL 3.5X8X1.25 ROD (TIE) 1 PIN	Refer to page 11-19, page 11-21 & page 11-23 for breakdown.
2.	804-016C	WASHER FLAT 1/2 SAE PLT	
3.	802-128C	HHCS 1/2-13X2 GR5	
4.	185-014D	ROCKSHAFT HALF BAND CAP NOZERK	
5.	194-105H	TRANSPORT HOOKS WELDMENT	
6.	800-001C	GREASE ZERK STRAIGHT 1/4-28	
7.	803-020C	NUT HEX 1/2-13 PLT	
8.	804-015C	WASHER LOCK SPRING 1/2 PLT	
9.	805-124C	PIN CLEVIS 1 X 3 11/16 GR5 PLT	
10.	804-082C	WASHER MACH 1.75 X 1.00 X 18GA	
11.	194-106H	CYLINDER LOCK WELDMENT	
12.	805-104C	PIN COTTER 3/16 X 1 1/2 PLT	
13.	803-006C	NUT HEX 1/4-20 PLT	
14.	801-068C	FSHCS 1/4-20X1 PLT	
15.	817-308C	PLASTIC CLIP	

Legend: ● = 1st revision; ● = 2nd revision; ● = 3rd revision; ● = use up existing stock; ⊗ = not interchangeable; ⊗ ① ● = for example: revision 2 is not interchangeable w/revision 1

Mainframe To Tongue



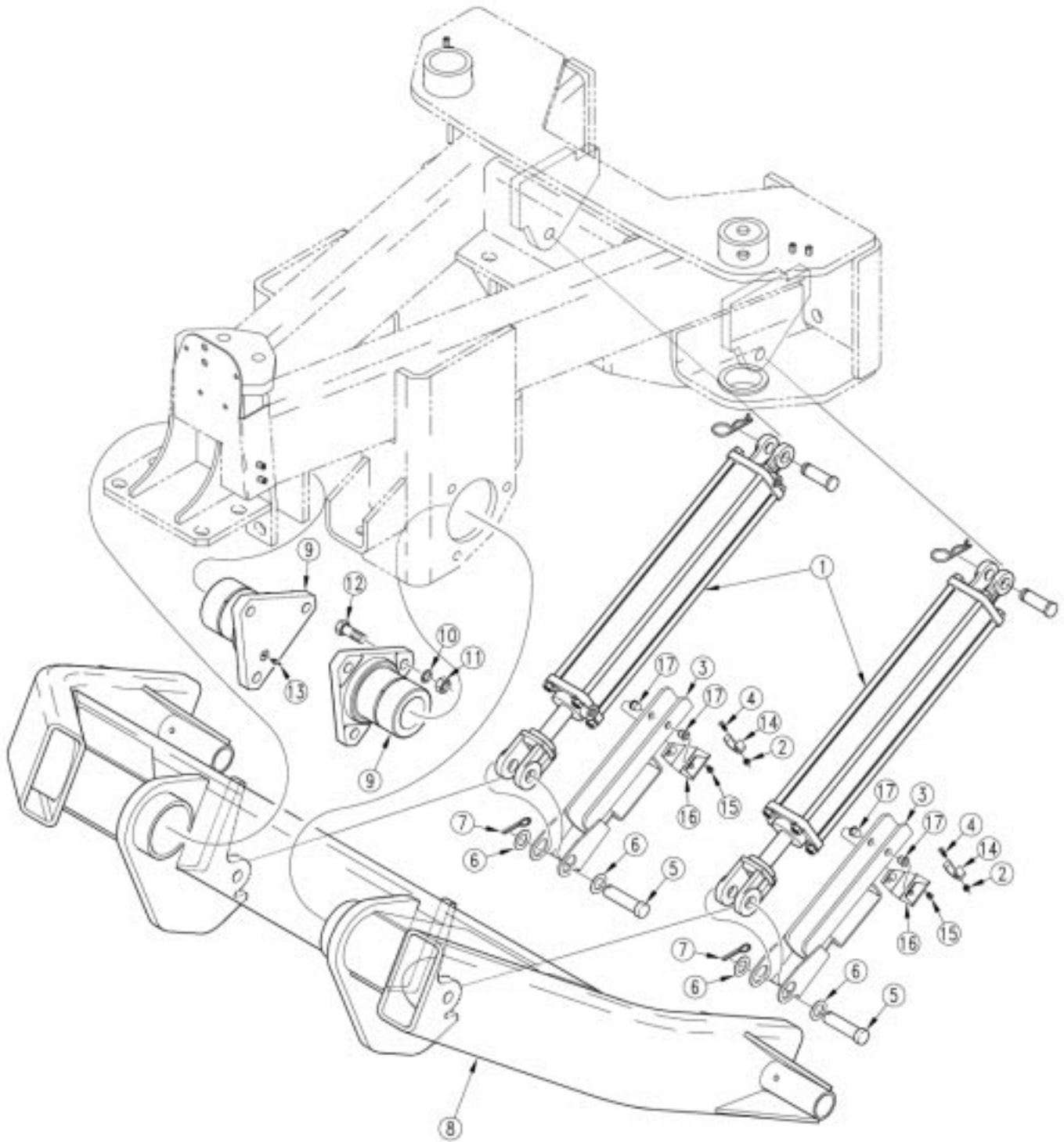
15439

Mainframe To Tongue

Ref.	Part No.	Part Description	Comments
1.	194-108H	MAINFRAME WELDMENT	
2.	802-615C	HHCS 1-8X2 3/4 GR. 5	
3.	804-028C	WASHER FLAT 1 USS	
4.	804-027C	WASHER LOCK SPRING 1 PLT	
5.	803-031C	NUT HEX 1-8 PLT	
6.	194-134H	VALVE MOUNT BRACKET	
7.	802-079C	HHCS 3/8-16X1 1/4 GR5	
8.	804-011C	WASHER FLAT 3/8 USS PLT	
9.	804-013C	WASHER LOCK SPRING 3/8 PLT	
10.	803-014C	NUT HEX 3/8-16 PLT	
11.	196-112D	HOSE CLAMP BRACKET	
12.	804-009C	WASHER LOCK SPRING 5/16 PLT	
13.	802-138C	HHCS 5/16-18X2 1/4 GR5	
14.	113-370D	1/4 MARKER HYD HOSE GUARD	

Legend: ● = 1st revision; ● = 2nd revision; ● = 3rd revision; ● = use up existing stock; ⊗ = not interchangeable; ⊗ ① ● = for example: revision 2 is not interchangeable w/revision 1

Transport Axle to Mainframe



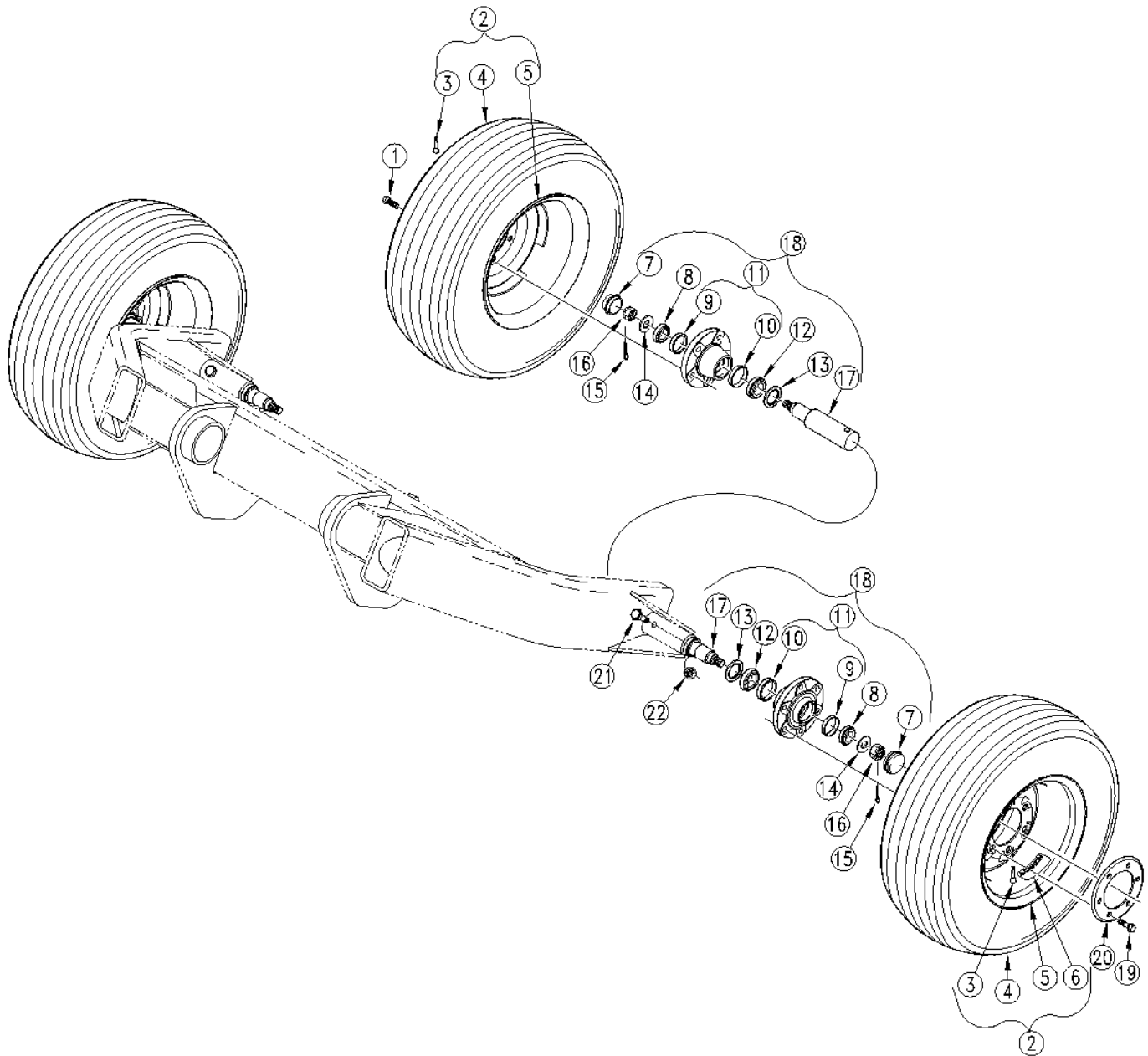
15440

Transport Axle to Mainframe

Ref.	Part No.	Part Description	Comments
1.	810-316C	CYL 3.5X12X1.25 ROD (TIE ROD)	Refer to page 11-27 for breakdown.
2.	803-006C	NUT HEX 1/4-20 PLT	
3.	194-113H	TRANSPORT AXLE CYL LOCK	
4.	801-068C	FSHCS 1/4-20X1 PLT	
5.	805-124C	PIN CLEVIS 1 X 3 11/16 GR5 PLT	
6.	804-082C	WASHER MACH 1.75 X 1.00 X 18GA	
7.	805-104C	PIN COTTER 3/16 X 1 1/2 PLT	
8.	194-110H	TRANSPORT AXLE WELDMENT	
9.	148-402D	3-BOLT PIVOT BUSH 4 1/2 ID TB	
10.	804-023C	WASHER LOCK SPRING 3/4 PLT	
11.	803-027C	NUT HEX 3/4-10 PLT	
12.	802-212C	HHCS 3/4-10X2 1/2 GR5	
13.	800-001C	GREASE ZERK STRAIGHT 1/4-28	
14.	817-308C	PLASTIC CLIP	
15.	194-402D	PLASTIC CYL LOCK BUMPER	
16.	194-401D	LOCK SPRING CLIP	
17.	802-283C	HHCS 1/4-20X1/2 GR2	

Legend: ● = 1st revision; ● = 2nd revision; ● = 3rd revision; ● = use up existing stock; ⊗ = not interchangeable; ⊗ ① ● = for example: revision 2 is not interchangeable w/revision 1

Transport Tires & Hub



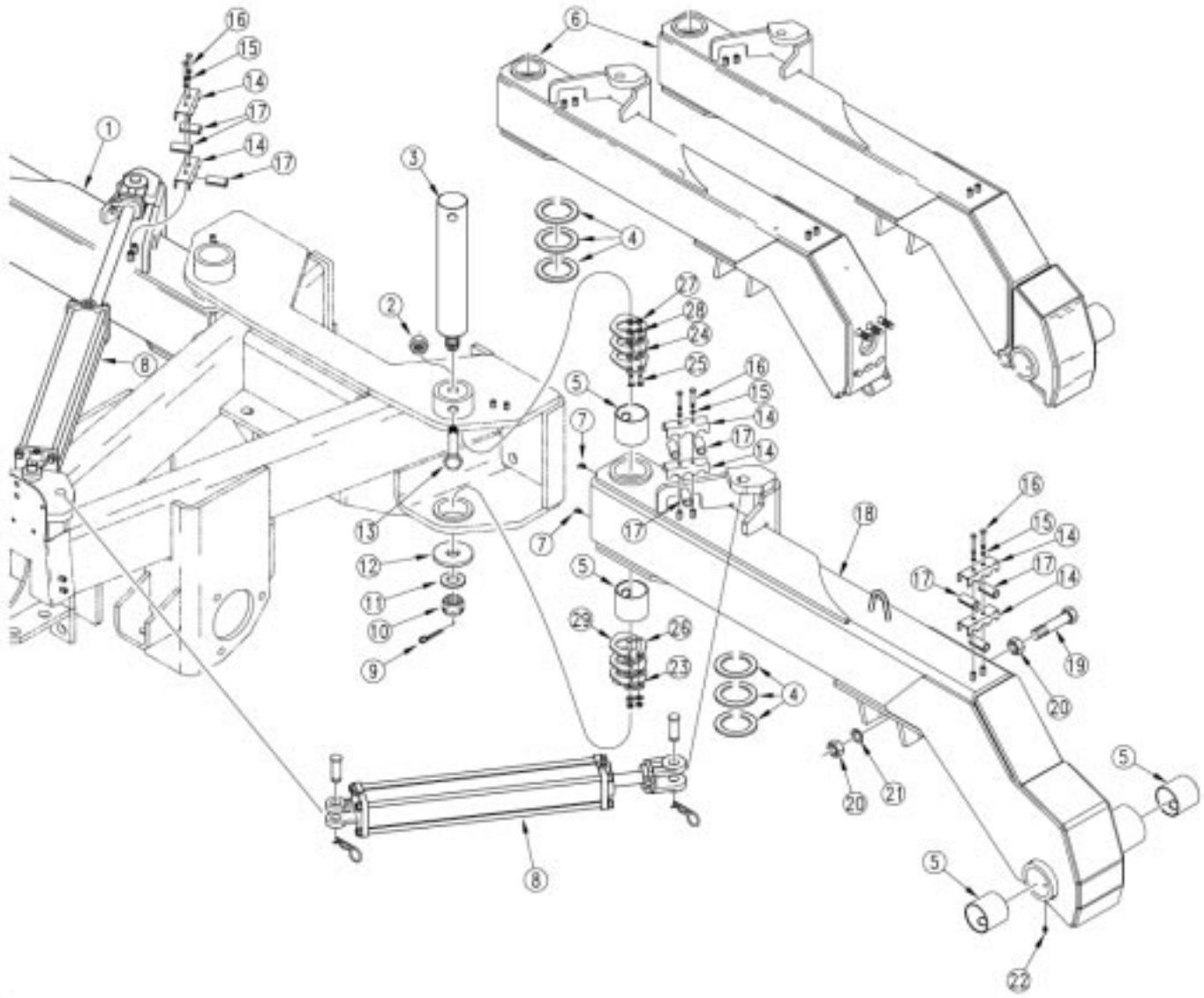
15441

Transport Tires & Hub

Ref.	Part No.	Part Description	Comments
1.	802-104C	BOLT WHEEL 1/2-20X1 90-DEG	
2.	155-012K	TRANSPORT WHEEL & TIRE ASSY	Includes items 3 through 6
3.	816-035C	VALVE STEM TR415X.625X1 1/4 LG	
4.	814-031C	TIRE 11L-15SL 12 PLY TUBELESS	
5.	814-023C	WHEEL 15 DIA X 10 WIDE X 6 BLT	
6.	818-752C	DECAL CAUTION TIRE 52 PSI	
7.	200-001D	HUB GREASE CAP	
8.	822-021C	BEARING CONE LM-67048	
9.	822-020C	BEARING CUP LM-67010	
10.	822-053C	BEARING CUP #LM 501310	
11.	815-094C	HUB 6 BOLT 4570# W/CUPS PAINTD	Includes items 9 & 10
12.	822-048C	BEARING CONE #LM 501349	
13.	816-265C	SEAL 1.875 ID X 3.00 OD QDS	
14.	181-064D	7/8 SPINDLE WASHER, HARDENED	
15.	805-016C	PIN COTTER 3/16 X 1 1/4 PLT	
16.	803-029C	NUT HEX SLOTTED 7/8-14 PLT	
17.	815-089C	SPINDLE SGL 1.98X11.00	
18.	815-090C	HUB & SPINDLE 6 BOLT 4570 LB	Includes items 7 through 17
19.	802-399C	HFS 1/2-20X1 1/2 GR5	
20.	152-215D	WHEEL REINFORCING RING	Only on outside dual gauge wheels
21.	802-153C	HHCS 5/8-11X3 3/4 GR5	
22.	803-024C	NUT LOCK 5/8-11 PLT	

Legend: ● = 1st revision; ● = 2nd revision; ● = 3rd revision; ● = use up existing stock; ⊗ = not interchangeable; ⊗ ① ● = for example: revision 2 is not interchangeable w/revision 1

Toolbar to Mainframe



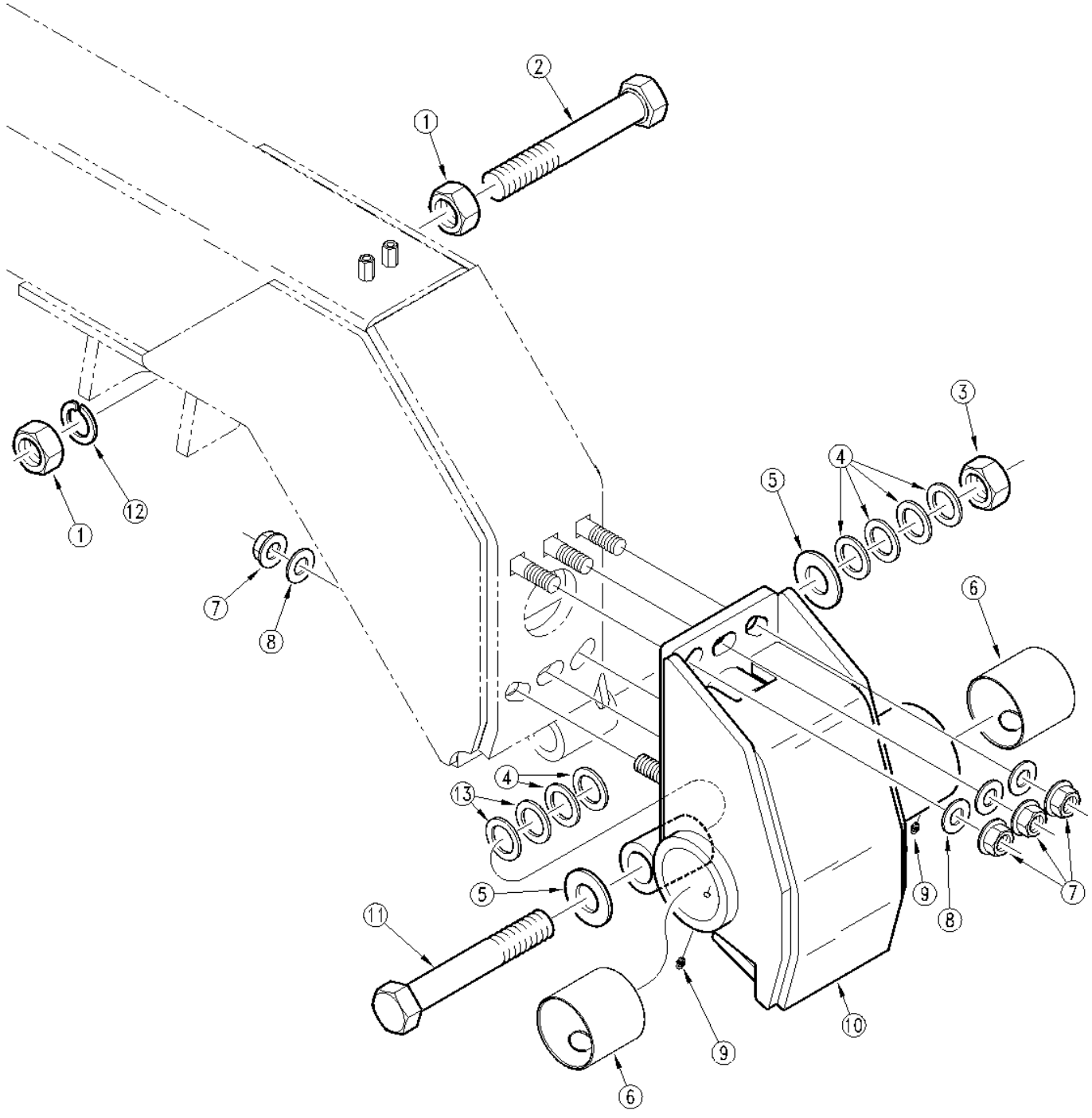
15442

Toolbar to Mainframe

Ref.	Part No.	Part Description	Comments
1.	194-117H	TOOLBAR BOX PIVOT WELDMENT RT	
2.	803-028C	NUT NY-LOK 7/8-9 PLT	
3.	194-268D	TOOLBAR VERTICAL PIVOT PIN	
4.	194-270D	TOOLBAR SPACER WASHER	Replaced by 23-29
5.	890-193C	STEEL BUSHING 3 1/4X3IDX3LONG	
6.	● ① 194-118H	TOOLBAR LH OBSO REPLBY194-151H	(S/N S1194-)
	● ① 194-117H	TOOLBAR RH OBSO REPLBY194-150H	(S/N S1194-)
7.	800-073C	GREASE ZERK 1/4-28 X 90-DEG	
8.	810-298C	CYL 3.5X20X1.5 ROD (TIE ROD)	Refer to page 11-25 for breakdown.
9.	805-085C	PIN COTTER 5/16 X 2 1/2	
10.	803-079C	NUT HEX SLOTTED 1 1/4 - 7	
11.	804-035C	WASHER FLAT 1 1/4 USS PLT	
12.	197-001D	BOX HINGE PIVOT WASHER	
13.	802-178C	HHCS 7/8-9X5 1/2 GR5	
14.	196-112D	HOSE CLAMP BRACKET	
15.	804-009C	WASHER LOCK SPRING 5/16 PLT	
16.	802-138C	HHCS 5/16-18X2 1/4 GR5	
17.	113-370D	1/4 MARKER HYD HOSE GUARD	
18.	⊗ 194-151H	3S-3000 TOOLBAR LH	Shown. (S/N S1195+)
	⊗ 194-150H	3S-3000 TOOLBAR RH	(S/N S1195+)
19.	803-032C	NUT HEX JAM 1 1/4-7 PLT	
20.	802-273C	HHCS 1 1/4-7X4 1/2 GR5	
21.	804-030C	WASHER LOCK 1 1/4 SPRING PLT	
22.	800-001C	GREASE ZERK STRAIGHT 1/4-28	
23.	194-526D	SPLIT SPACER WASHER,INNER LOCK	(S/N S1399+)
24.	194-527D	SPLIT SPACER WASHER,OUTER LOCK	(S/N S1399+)
25.	802-155C	RHSNB 3/8-16X1 1/4 GR5	(S/N S1399+)
26.	802-252C	RHSNB 3/8-16X1 3/4 GR5	(S/N S1399+)
27.	803-209C	NUT FLANGE LOCK 3/8-16 PLT	(S/N S1399+)
28.	804-011C	WASHER FLAT 3/8 USS PLT	(S/N S1399+)
29.	194-525D	HARDENED SPACER WASHER W/SLOTS	(S/N S1399+)

Legend: ● = 1st revision; ⊗ = 2nd revision; ⊗ = 3rd revision; ● = use up existing stock; ⊗ = not interchangeable; ⊗ ① = for example: revision 2 is not interchangeable w/revision 1

Toolbar Pivots To Toolbars (S/N S1194-)



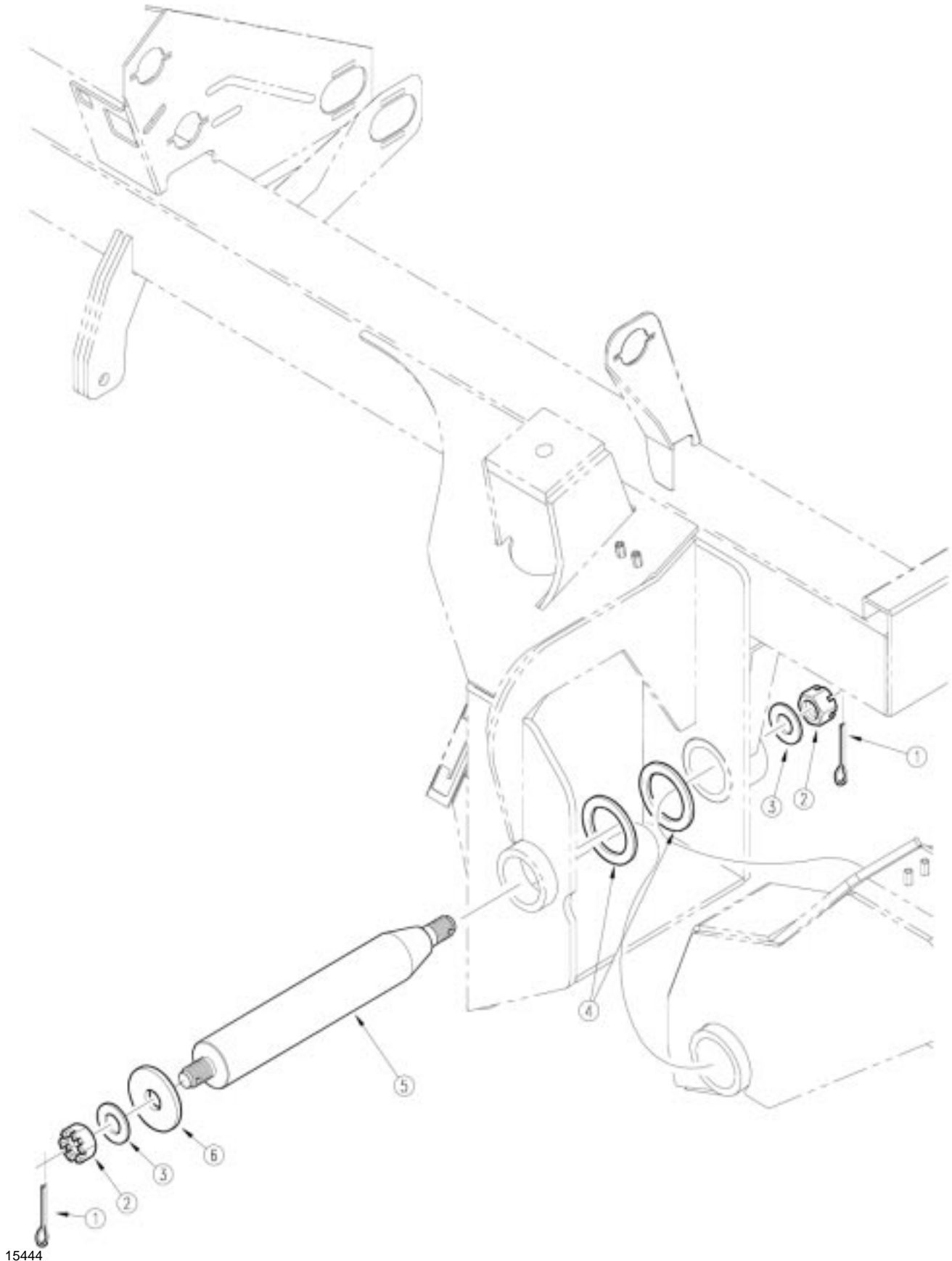
15443

Toolbar Pivots To Toolbars (S/N S1194-)

Ref.	Part No.	Part Description	Comments
1.	803-032C	NUT HEX JAM 1 1/4-7 PLT	
2.	802-273C	HHCS 1 1/4-7X4 1/2 GR5	
3.	803-081C	NUT HEX 1 1/4-7 NYLON INSERT	
4.	804-062C	WASHER MACH 1.88 X 1.25 X 10GA	
5.	804-039C	WASHER FLAT 1 1/4 SAE PLT	
6.	890-193C	STEEL BUSHING 3 1/4X3IDX3LONG	
7.	803-214C	NUT HEX FLANGE 3/4-10 PLT	
8.	804-025C	WASHER FLAT 3/4 SAE PLT	
9.	800-001C	GREASE ZERK STRAIGHT 1/4-28	
10.	194-115H	TOOLBAR PIVOT WELDMENT LH	
	194-120H	TOOLBAR PIVOT WELDMENT RH	
11.	802-544C	HHCS 1 1/4-7X9 GR5 SPTHD	
12.	804-030C	WASHER LOCK 1 1/4 SPRING PLT	
13.	804-141C	WASHER MACH 1.88 X 1.26 x .048	

Legend: ● = 1st revision; ● = 2nd revision; ● = 3rd revision; ● = use up existing stock; ⊗ = not interchangeable; ⊗ ① ● = for example: revision 2 is not interchangeable w/revision 1

Toolbar pivots To Box Frames



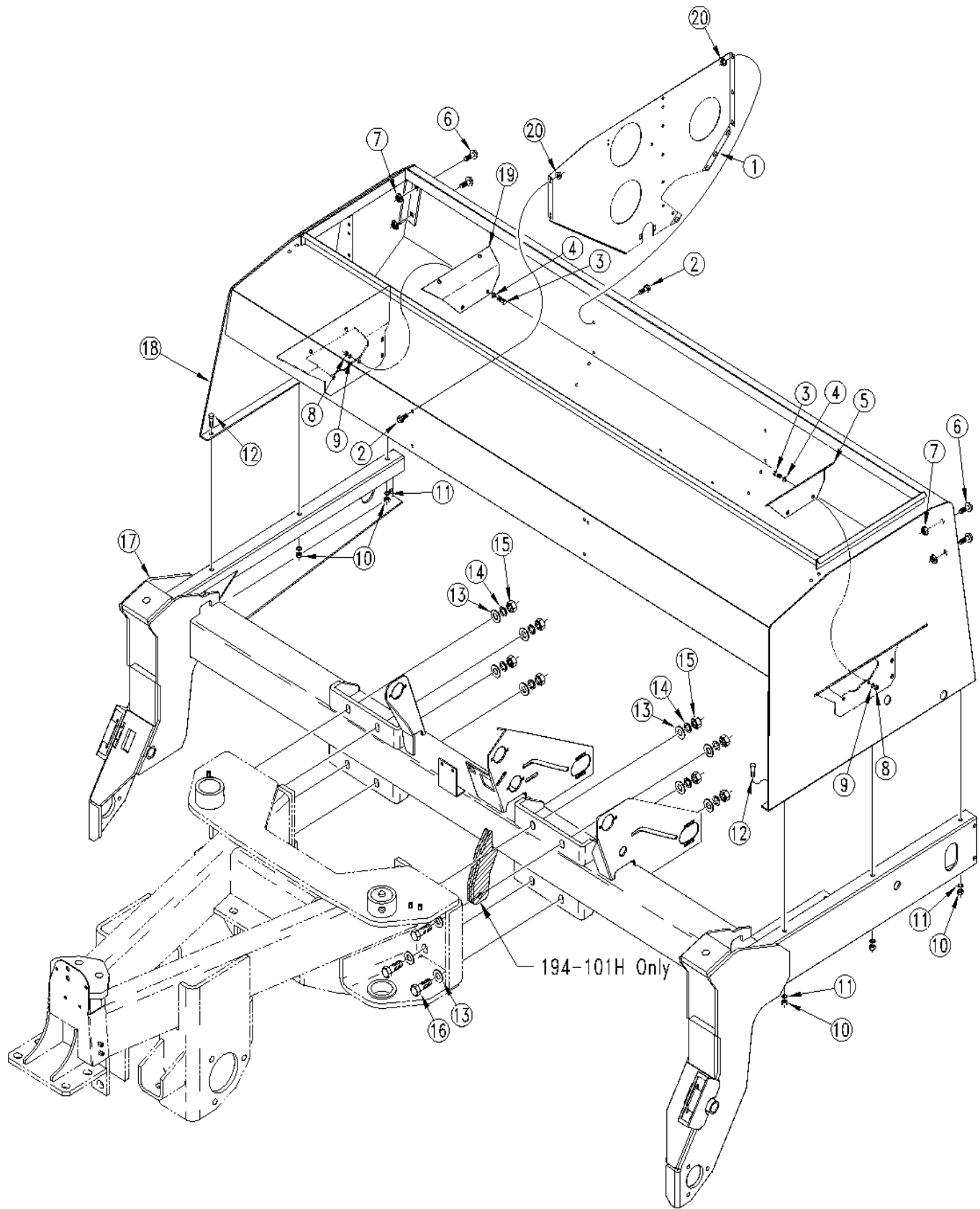
15444

Toolbar Pivots To Box Frames

Ref.	Part No.	Part Description	Comments
1.	805-085C	PIN COTTER 5/16 X 2 1/2	
2.	803-079C	NUT HEX SLOTTED 1 1/4 - 7	
3.	804-035C	WASHER FLAT 1 1/4 USS PLT	
4.	194-270D	TOOLBAR SPACER WASHER	
5.	194-269D	TOOLBAR HORIZONTAL PIVOT PIN	
6.	197-001D	BOX HINGE PIVOT WASHER	

Legend: ① = 1st revision; ② = 2nd revision; ③ = 3rd revision; ● = use up existing stock; ⊗ = not interchangeable; ⊗ ① ② = for example: revision 2 is not interchangeable w/revision 1

Center Box and Center Frame To Mainframe



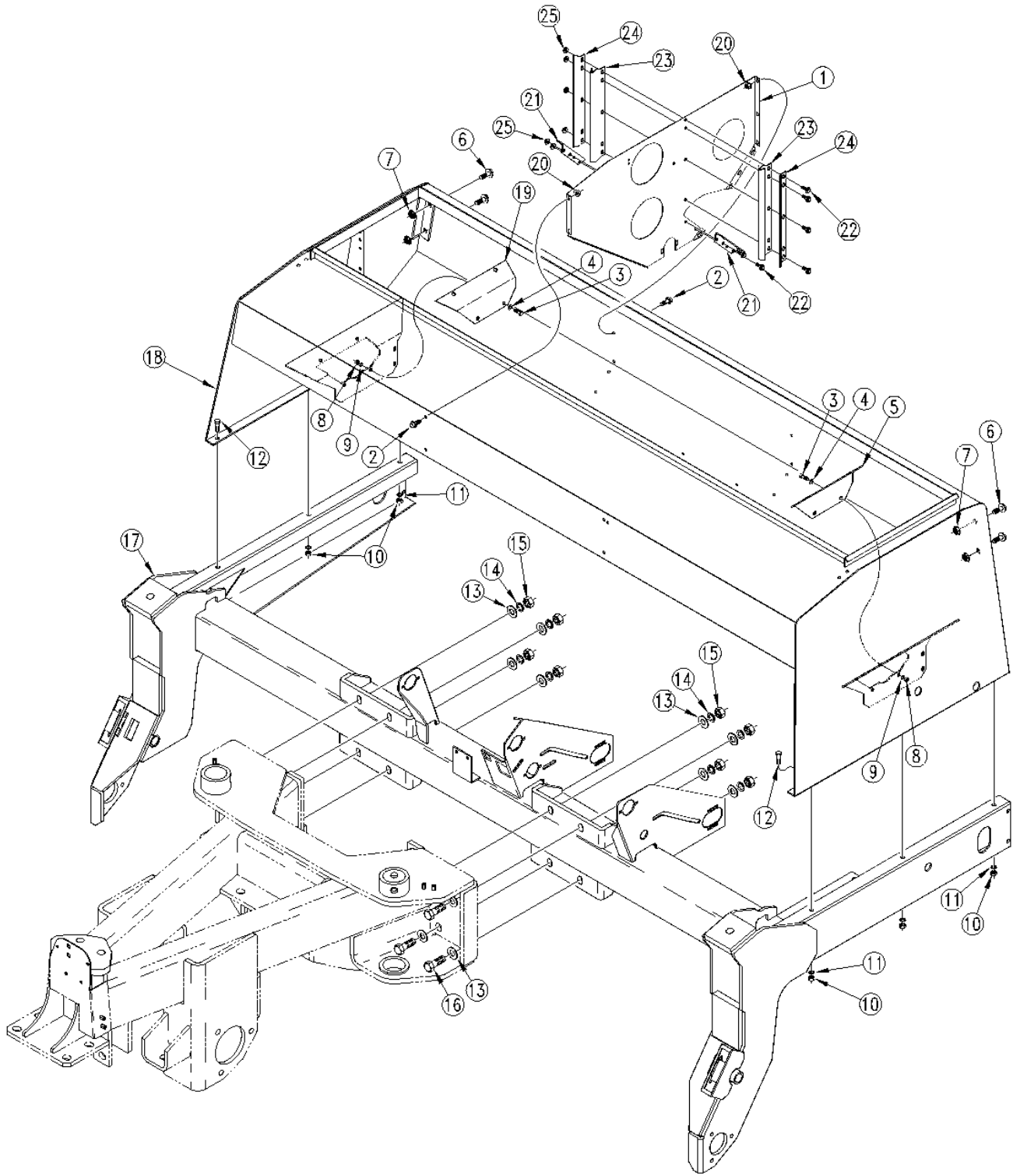
15445

Center Box and Center Frame To Mainframe

Ref.	Part No.	Part Description	Comments
1.	195-100D	3S BOX PARTITION	
2.	802-387C	HFS 5/16-18X3/4 GR5	
3.	802-079C	HHCS 3/8-16X1 1/4 GR5	
4.	804-011C	WASHER FLAT 3/8 USS PLT	
5.	195-101D	INTERIOR ENDPANEL COVER LH	
6.	802-203C	HFSS 1/2-13X1 1/2 GR5	
7.	803-169C	NUT HEX FLG. LOCK 1/2-13 PLT.	
8.	803-014C	NUT HEX 3/8-16 PLT	
9.	804-013C	WASHER LOCK SPRING 3/8 PLT	
10.	803-020C	NUT HEX 1/2-13 PLT	
11.	804-015C	WASHER LOCK SPRING 1/2 PLT	
12.	802-034C	HHCS 1/2-13X1 1/4 GR5	
13.	804-134C	WASHER FLAT 7/8 USS PLT	
14.	804-037C	WASHER LOCK SPRING 7/8 PLT	
15.	803-049C	NUT HEX 7/8-9 PLT	
16.	802-103C	HHCS 7/8-9X2 3/4 GR5*	
17.	⊗ ① ② 194-146H	30'-3S CENTER BOX FRAME	(S/N S1022+)
	① 194-101H	30'-3S CENTER BOX FRAME	(S/N S1021-)
18.	195-123H	30'-3S SEED BOX	
19.	195-102D	INTERIOR ENDPANEL COVER RH	
20.	803-199C	NUT HEX FLANGE 5/16-18 PLT	

Legend: ① = 1st revision; ② = 2nd revision; ③ = 3rd revision; ● = use up existing stock; ⊗ = not interchangeable; ⊗ ① ② = for example: revision 2 is not interchangeable w/revision 1

Center Box and Center Frame To Mainframe Fertilizer



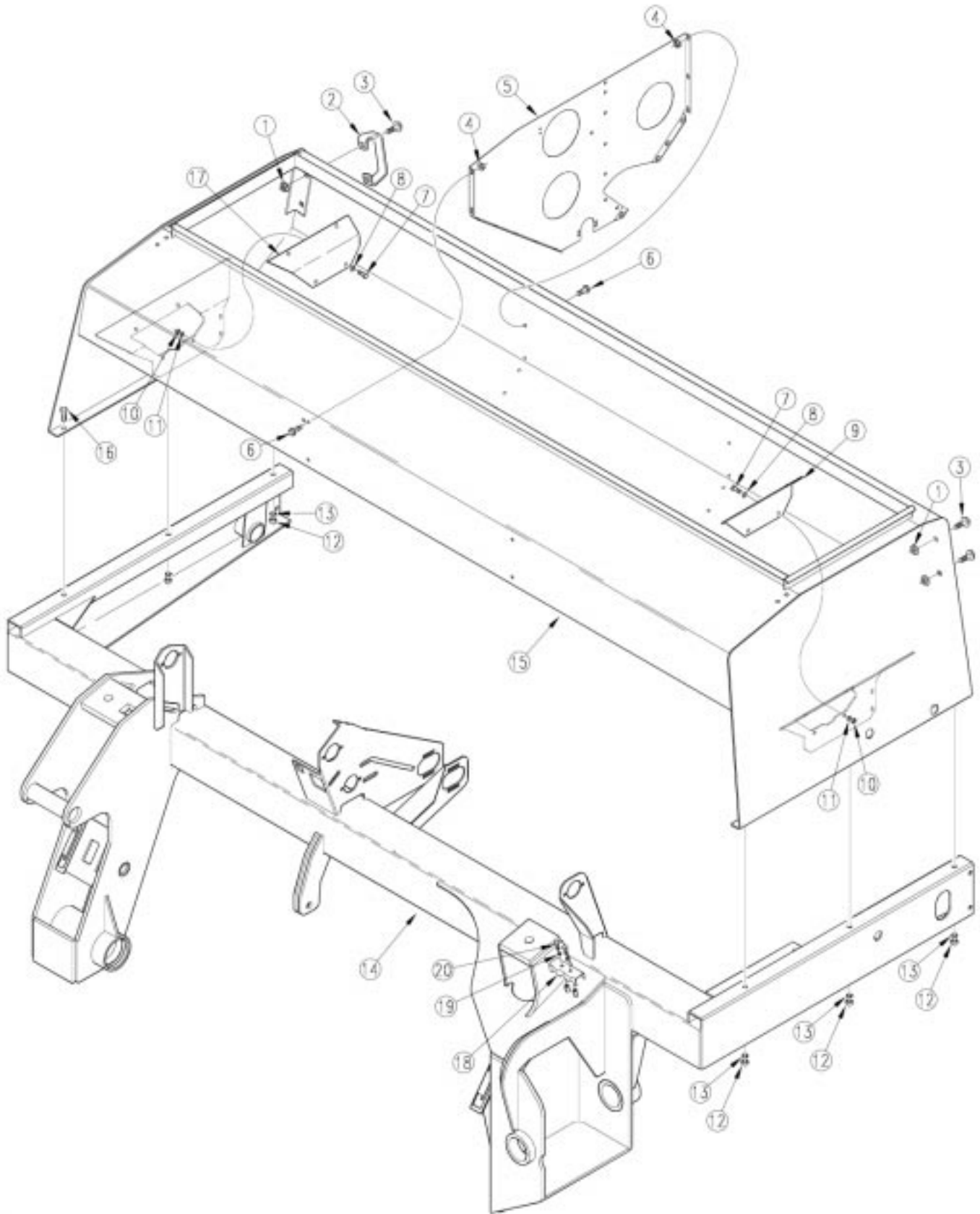
16414

Center Box and Center Frame To Mainframe Fertilizer

Ref.	Part No.	Part Description	Comments
1.	195-100D	3S BOX PARTITION	
2.	802-387C	HFS 5/16-18X3/4 GR5	
3.	802-079C	HHCS 3/8-16X1 1/4 GR5	
4.	804-011C	WASHER FLAT 3/8 USS PLT	
5.	195-101D	INTERIOR ENDPANEL COVER LH	
6.	802-203C	HFSS 1/2-13X1 1/2 GR5	
7.	803-169C	NUT HEX FLG. LOCK 1/2-13 PLT.	
8.	803-014C	NUT HEX 3/8-16 PLT	
9.	804-013C	WASHER LOCK SPRING 3/8 PLT	
10.	803-020C	NUT HEX 1/2-13 PLT	
11.	804-015C	WASHER LOCK SPRING 1/2 PLT	
12.	802-034C	HHCS 1/2-13X1 1/4 GR5	
13.	804-134C	WASHER FLAT 7/8 USS PLT	
14.	804-037C	WASHER LOCK SPRING 7/8 PLT	
15.	803-049C	NUT HEX 7/8-9 PLT	
16.	802-103C	HHCS 7/8-9X2 3/4 GR5	
17.	194-146H	30'-3S CENTER BOX FRAME	
18.	195-132H	30'-3S SEED BOX W/ FERTILIZER	
19.	195-102D	INTERIOR ENDPANEL COVER RH	
20.	803-199C	NUT HEX FLANGE 5/16-18 PLT	
21.	195-205D	DIVIDER ANGLE BRACKET	
22.	802-442C	HFSS 5/16-18X1 1/4	
23.	195-206D	DIVIDER CLIP INNER	
24.	195-207D	DIVIDER CLIP OUTER	
25.	803-177C	NUT HEX LOCK 5/16-18 FLG.	

Legend: ● = 1st revision; ● = 2nd revision; ● = 3rd revision; ● = use up existing stock; ⊗ = not interchangeable; ⊗ ① ● = for example: revision 2 is not interchangeable w/revision 1

Wing Box To Wing Frame



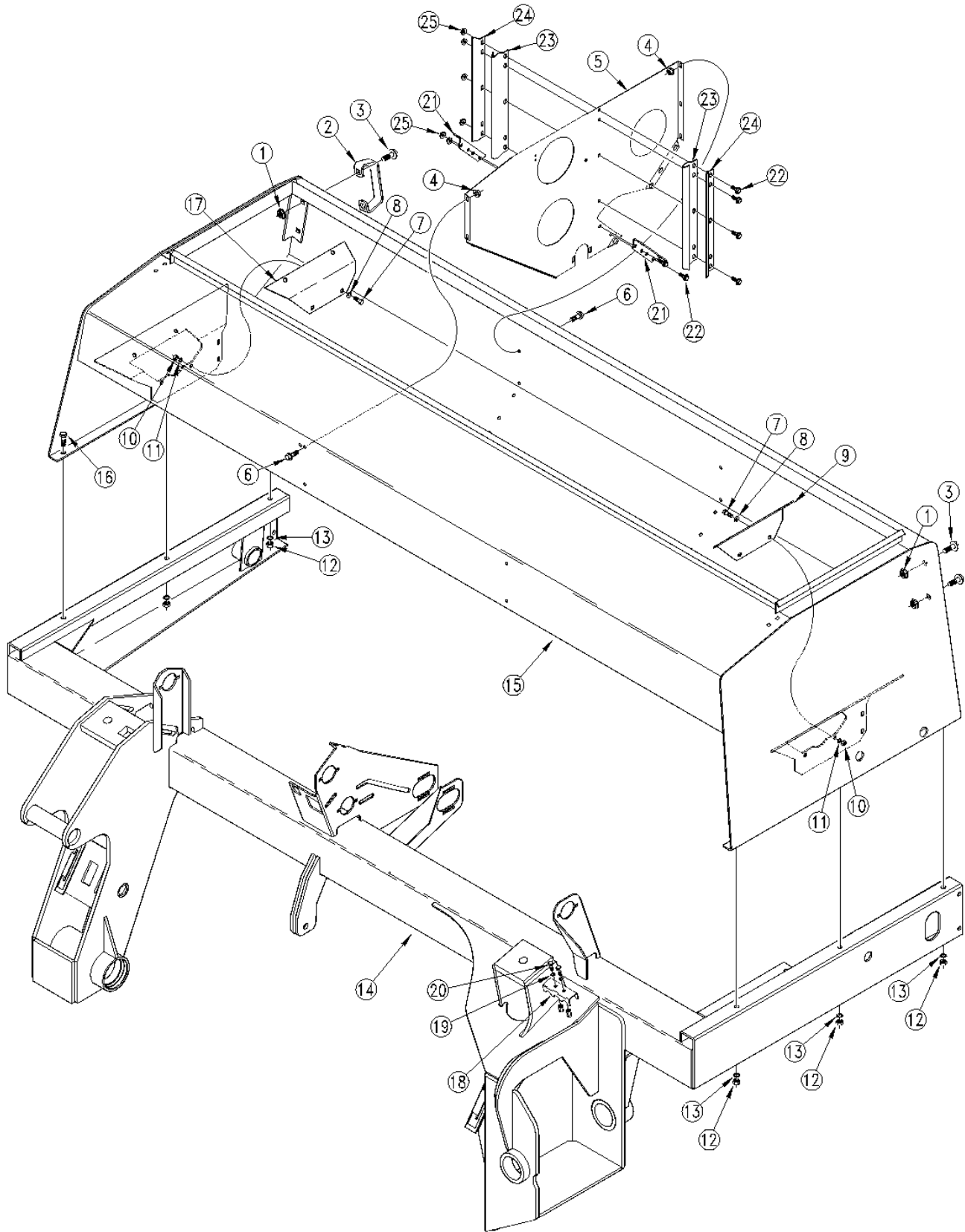
15446

Wing Box To Wing Frame

Ref.	Part No.	Part Description	Comments
1.	803-169C	NUT HEX FLG. LOCK 1/2-13 PLT.	
2.	119-190D	HANDLE	
3.	802-203C	HFSS 1/2-13X1 1/2 GR5	
4.	803-199C	NUT HEX FLANGE 5/16-18 PLT	
5.	195-100D	3S BOX PARTITION	
6.	802-387C	HFS 5/16-18X3/4 GR5	
7.	802-079C	HHCS 3/8-16X1 1/4 GR5	
8.	804-011C	WASHER FLAT 3/8 USS PLT	
9.	195-101D	INTERIOR ENDPANEL COVER LH	
10.	803-014C	NUT HEX 3/8-16 PLT	
11.	804-013C	WASHER LOCK SPRING 3/8 PLT	
12.	803-020C	NUT HEX 1/2-13 PLT	
13.	804-015C	WASHER LOCK SPRING 1/2 PLT	
14.	⊗ ① ② 194-145H	30'-3S WING BOX FRAME RH	S/N S1022+ (shown)
	① 194-102H	30'-3S WING BOX FRAME RH	S/N S1021-
	⊗ ① ② 194-147H	30'-3S WING BOX FRAME LH	S/N S1022+
	① 194-100H	30'-3S WING BOX FRAME LH	S/N S1021-
15.	195-123H	30'-3S SEED BOX	
16.	802-034C	HHCS 1/2-13X1 1/4 GR5	
17.	195-102D	INTERIOR ENDPANEL COVER RH	
18.	196-112D	HOSE CLAMP BRACKET	
19.	804-009C	WASHER LOCK SPRING 5/16 PLT	
20.	802-010C	HHCS 5/16-18X1 1/4 GR5	

Legend: ① = 1st revision; ② = 2nd revision; ③ = 3rd revision; ● = use up existing stock; ⊗ = not interchangeable; ⊗ ① ② = for example: revision 2 is not interchangeable w/revision 1

Wing Box to Wing Frame Fertilizer



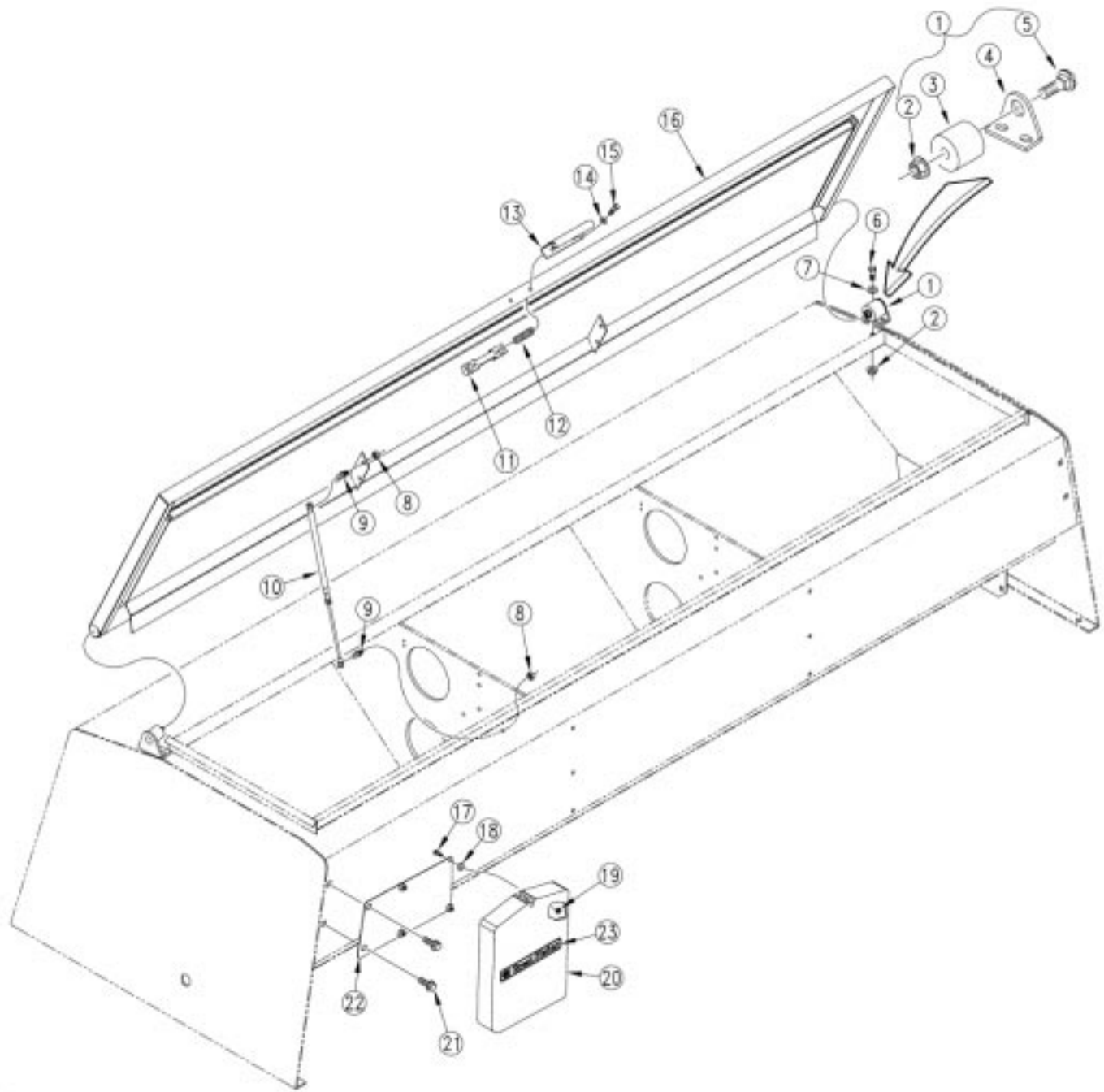
16416

Wing Box to Wing Frame Fertilizer

Ref.	Part No.	Part Description	Comments
1.	803-169C	NUT HEX FLG. LOCK 1/2-13 PLT.	
2.	119-190D	HANDLE	
3.	802-203C	HFSS 1/2-13X1 1/2 GR5	
4.	803-199C	NUT HEX FLANGE 5/16-18 PLT	
5.	195-100D	3S BOX PARTITION	
6.	802-387C	HFS 5/16-18X3/4 GR5	
7.	802-079C	HHCS 3/8-16X1 1/4 GR5	
8.	804-011C	WASHER FLAT 3/8 USS PLT	
9.	195-101D	INTERIOR ENDPANEL COVER LH	
10.	803-014C	NUT HEX 3/8-16 PLT	
11.	804-013C	WASHER LOCK SPRING 3/8 PLT	
12.	803-020C	NUT HEX 1/2-13 PLT	
13.	804-015C	WASHER LOCK SPRING 1/2 PLT	
14.	194-145H	30'-3S WING BOX FRAME RH	
	194-147H	30'-3S WING BOX FRAME LH	
15.	195-132H	30'-3S SEED BOX W/ FERTILIZER	
16.	802-034C	HHCS 1/2-13X1 1/4 GR5	
17.	195-102D	INTERIOR ENDPANEL COVER RH	
18.	196-112D	HOSE CLAMP BRACKET	
19.	804-009C	WASHER LOCK SPRING 5/16 PLT	
20.	802-010C	HHCS 5/16-18X1 1/4 GR5	
21.	195-205D	DIVIDER ANGLE BRACKET	
22.	802-442C	HFSS 5/16-18X1 1/4	
23.	195-206D	DIVIDER CLIP INNER	
24.	195-207D	DIVIDER CLIP OUTER	
25.	803-177C	NUT HEX LOCK 5/16-18 FLG.	

Legend: ● = 1st revision; ● = 2nd revision; ● = 3rd revision; ● = use up existing stock; ⊗ = not interchangeable; ⊗ ① ● = for example: revision 2 is not interchangeable w/revision 1

Lid To Box



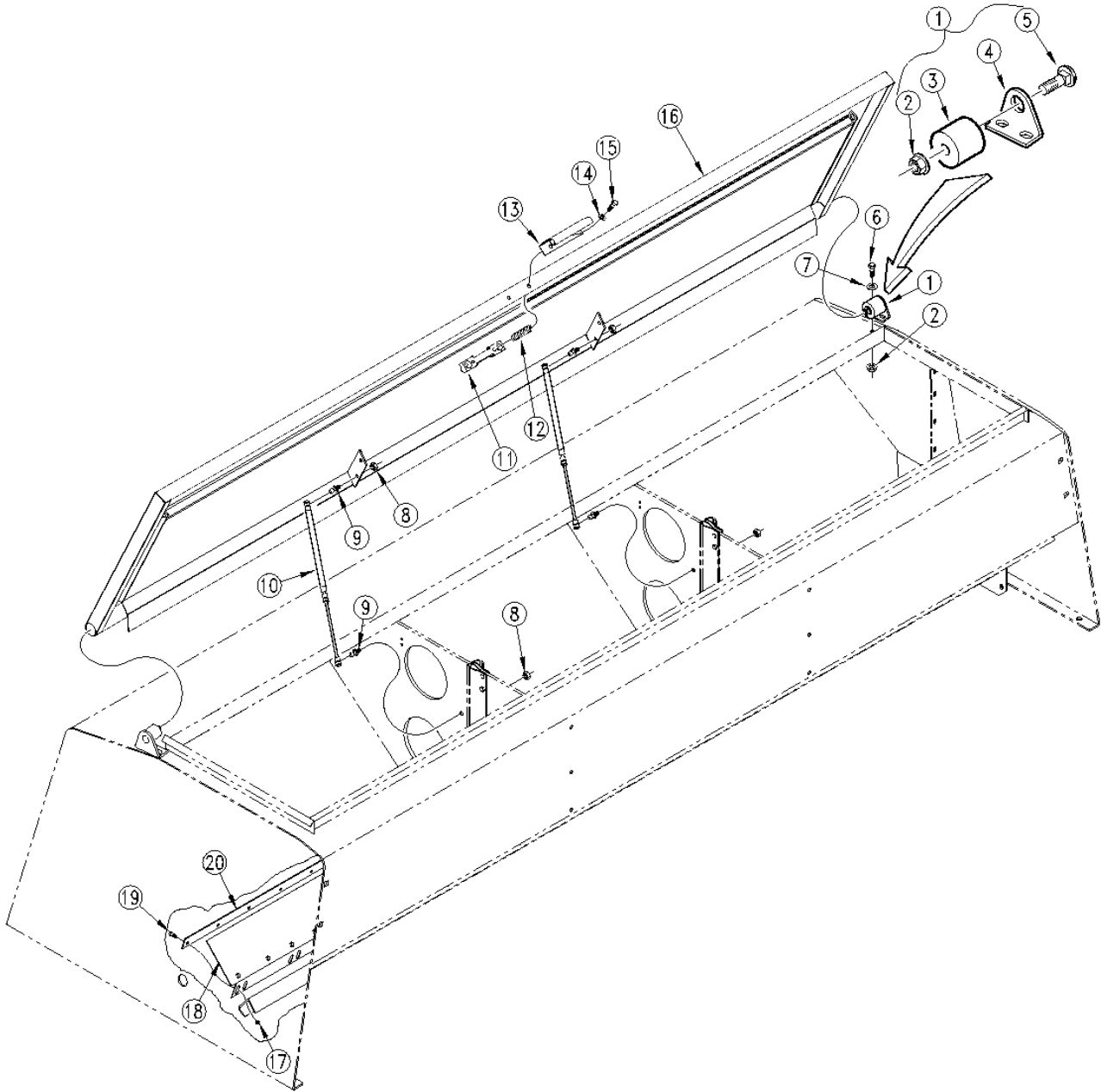
22523

Lid To Box

Ref.	Part No.	Part Description	Comments
1.	175-180S	13' EW LID HINGE ASSEMBLY	Includes items 2 through 5
2.	803-209C	NUT FLANGE LOCK 3/8-16 PLT	
3.	313-186D	LID HINGE PIVOT	
4.	313-176D	LID HINGE BASE PLATE	
5.	802-411C	RHSNB 3/8-16X2 GR5	
6.	802-017C	HHCS 3/8-16X1 GR5	Includes two of item 9
7.	804-011C	WASHER FLAT 3/8 USS PLT	
8.	803-011C	NUT LOCK 5/16-18 PLT	
9.	800-121C	BALL STUD 10MM X 5/16-18 UNC	
10.	890-221C	12-20 x 90 LB GAS SPRING	
11.	119-153D	LATCH CASTING MACHINED	
12.	807-106C	SPRING .540 O.D.X 1 1/4 X.054W	
13.	119-154D	LID HANDLE	
14.	804-036C	WASHER FLAT 5/16 SAE PLT	
15.	802-425C	HHCS 5/16-18X1 1/4 NYL	
16.	195-125H	LID 104 SEED	
17.	802-004C	HHCS 1/4-20X3/4 GR5	
18.	817-042C	MINI END WHEEL PRESS WHEEL	
19.	803-293C	NUT HEX FLNG T-LOCK 1/4-20 PLT	
20.	817-516C	MANUAL PAK 1" W/ GASKET	
21.	802-203C	HFSS 1/2-13X1 1/2 GR5	
22.	248-251D	MANUAL PAK MOUNTING PLATE	
23.	838-482C	DECAL GP PLANTING COMPONENTS	

Legend: ● = 1st revision; ● = 2nd revision; ● = 3rd revision; ● = use up existing stock; ⊗ = not interchangeable; ⊗ ① ● = for example: revision 2 is not interchangeable w/revision 1

Lid To Box Fertilizer



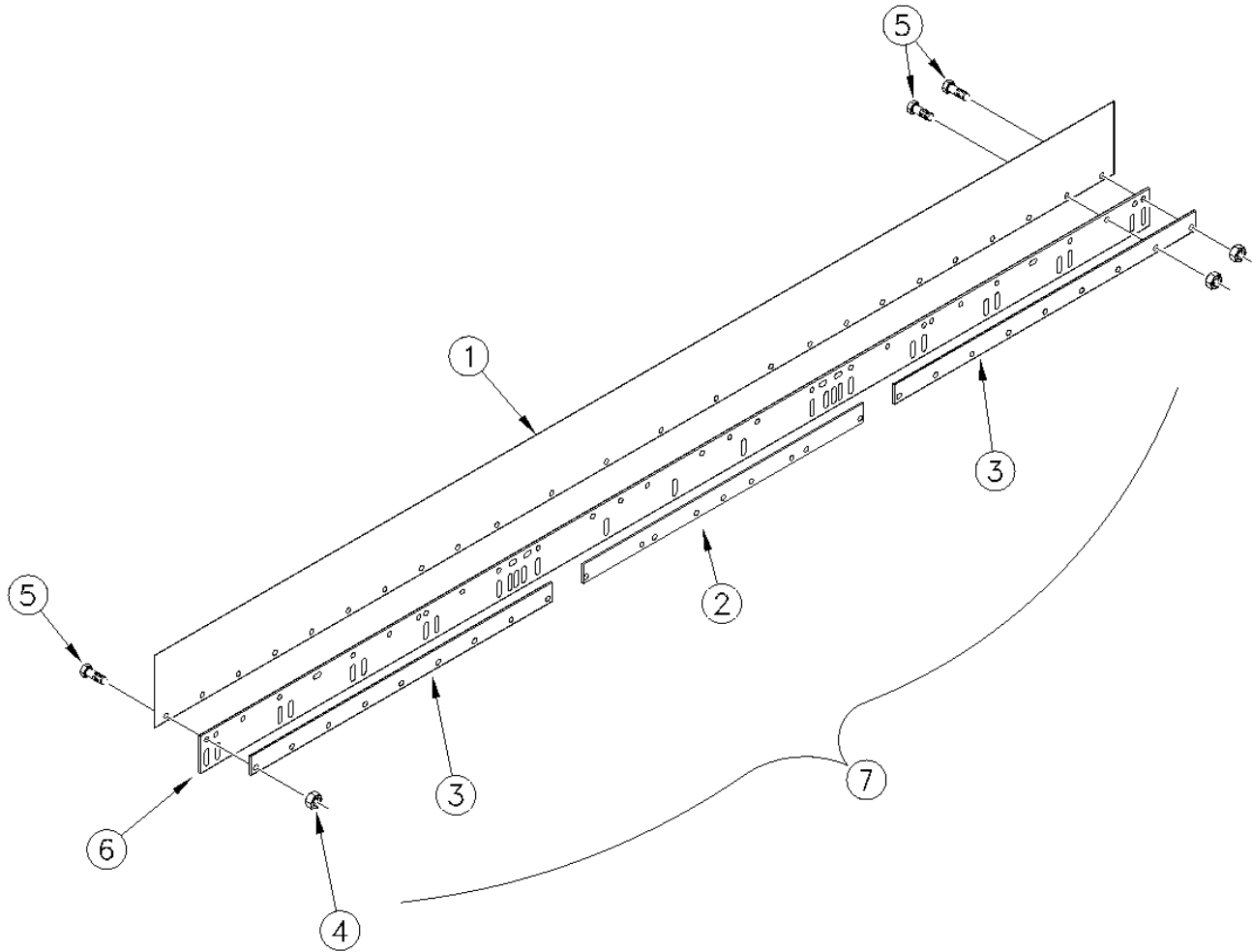
16418

Lid To Box Fertilizer

Ref.	Part No.	Part Description	Comments
1.	313-076S	LID HINGE ASSEMBLY PS25120	Includes items 2-5
2.	803-209C	NUT FLANGE LOCK 3/8-16 PLT	
3.	313-186D	LID HINGE PIVOT	
4.	313-176D	LID HINGE BASE PLATE	
5.	802-411C	RHSNB 3/8-16X2 GR5	
6.	802-017C	HHCS 3/8-16X1 GR5	
7.	804-011C	WASHER FLAT 3/8 USS PLT	
8.	803-011C	NUT LOCK 5/16-18 PLT	
9.	800-121C	BALL STUD 10MM X 5/16-18 UNC	
10.	890-308C	9 1/4-15 X 70LB GAS SPRING	Includes two of item 9
11.	119-153D	LATCH CASTING MACHINED	
12.	807-106C	SPRING .540 O.D.X 1 1/4 X.054W	
13.	119-154D	LID HANDLE	
14.	804-036C	WASHER FLAT 5/16 SAE PLT	
15.	802-425C	HHCS 5/16-18X1 1/4 NYL	
16.	195-125H	LID 104 SEED	
17.	803-088C	NUT HEX LOCK 1/4-20 FLG	
18.	195-177S	SEED/FERT FLAP SUBASSY	Refer to page 5-13 for breakdown.
19.	802-375C	HFSS 1/4-20X1 GR5	
20.	195-198D	HINGE CLAMP STRIP ENDS	End strip
	195-197D	HINGE CLAMP STRIP CTR	Center strip

Legend: ● = 1st revision; ● = 2nd revision; ● = 3rd revision; ● = use up existing stock; ⊗ = not interchangeable; ⊗ ① ● = for example: revision 2 is not interchangeable w/revision 1

Seed/Fertilizer Flap (195-177S)



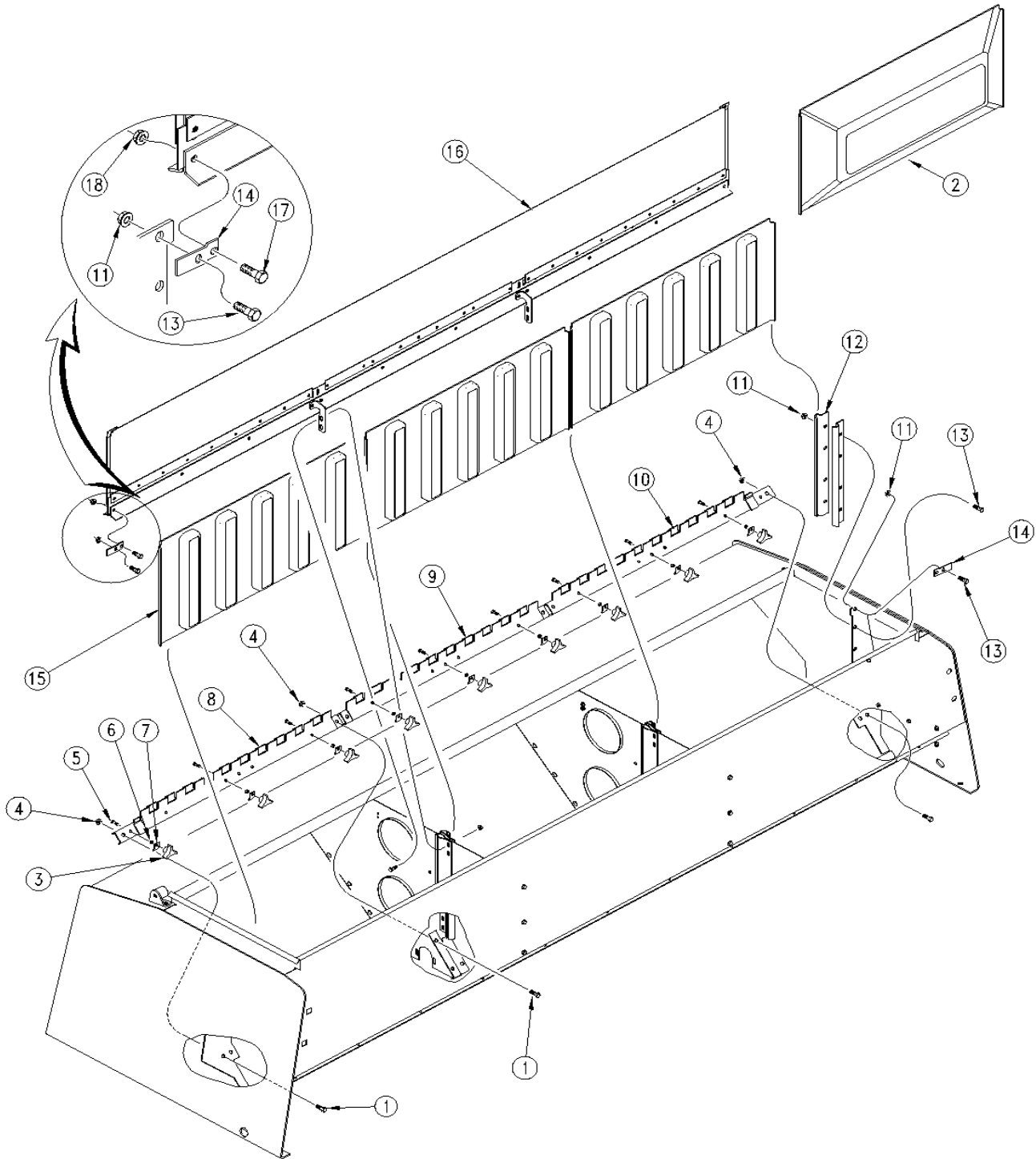
16462

Seed/Fertilizer Flap (195-177S)

Ref.	Part No.	Part Description	Comments
1.	195-196D	SEED/FERTILIZER SELECT FLAP	
2.	195-197D	HINGE CLAMP STRIP CTR	
3.	195-198D	HINGE CLAMP STRIP ENDS	
4.	803-007C	NUT LOCK 1/4-20 PLT	
5.	802-078C	HHCS 1/4-20X5/8 GR5	
6.	816-277C	RUBBER BELTING HINGE	
7.	195-177S	SEED/FERT FLAP SUBASSY	Includes items 1-6

Legend: ① = 1st revision; ② = 2nd revision; ③ = 3rd revision; ● = use up existing stock; ⊗ = not interchangeable; ⊗ ① ② = for example: revision 2 is not interchangeable w/revision 1

Box Divider Fertilizer



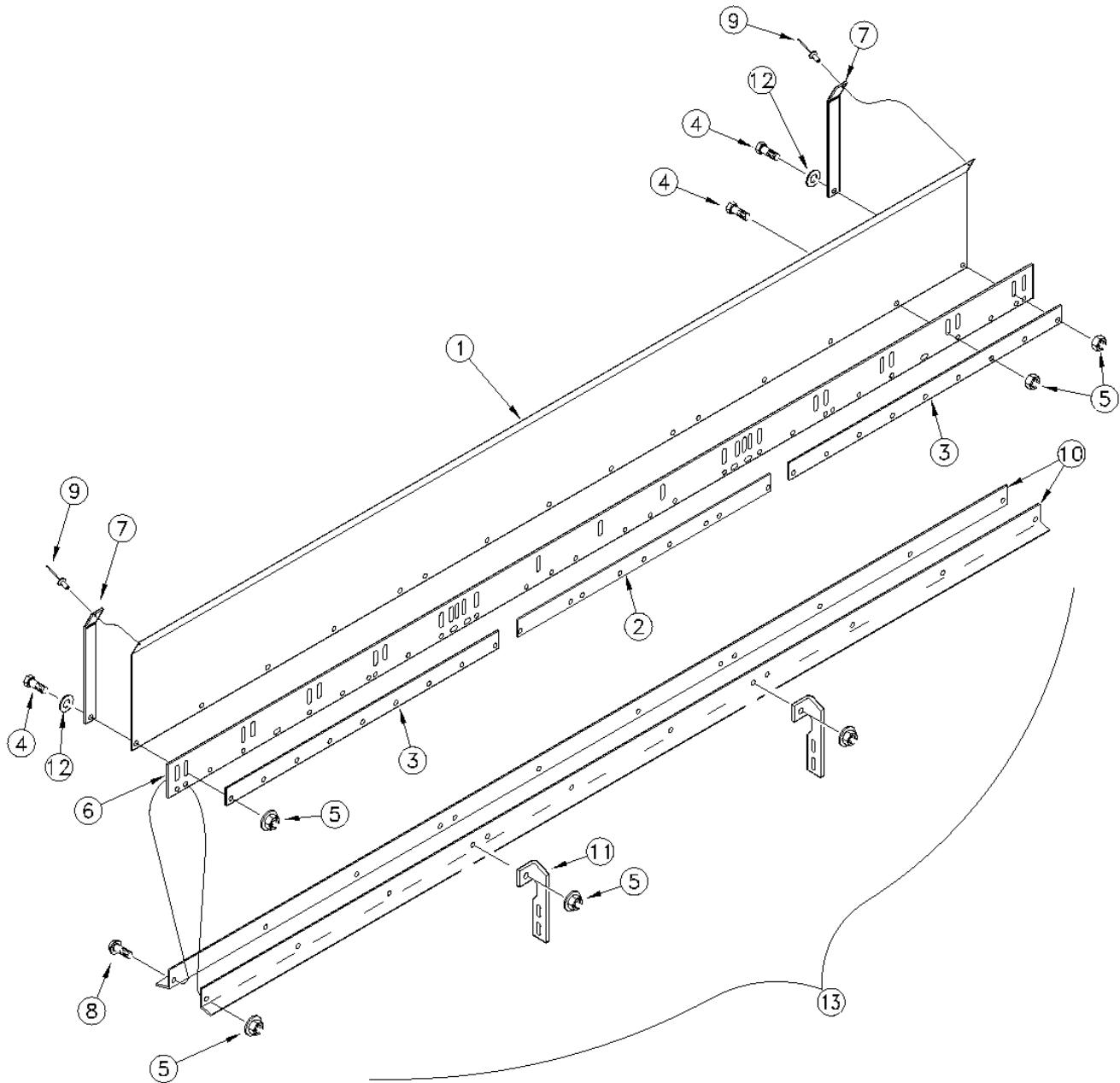
16460

Box Divider Fertilizer

Ref.	Part No.	Part Description	Comments
1.	802-017C	HHCS 3/8-16X1 GR5	
2.	817-322C	DIVIDER INSERT 33 X 4.5 OFFSET	
3.	817-324C	KNOB 1/4-20 FEMALE THD	
4.	803-209C	NUT FLANGE LOCK 3/8-16 PLT	
5.	802-005C	HHCS 1/4-20X1 GR5	
6.	803-007C	NUT LOCK 1/4-20 PLT	
7.	195-208D	RETAINER CLIP	
8.	195-182H	DIVIDER BOTTOM BRACKET LH	
9.	195-181H	DIVIDER BOTTOM BRACKET CTR	
10.	195-183H	DIVIDER BOTTOM BRACKET RH	
11.	803-199C	NUT HEX FLANGE 5/16-18 PLT	
12.	195-194D	DIVIDER CLIP, END MOUNTED	
13.	802-387C	HFS 5/16-18X3/4 GR5	
14.	195-193D	TOP BAR END BRACE	
15.	817-321C	DIVIDER INSERT 33 X NO OFFSET	
16.	195-176S	SPILL FLAP SUBASSY	Refer to page 5-17 for breakdown.
17.	802-375C	HFSS 1/4-20X1 GR5	
18.	803-088C	NUT HEX LOCK 1/4-20 FLG	

Legend: ● = 1st revision; ● = 2nd revision; ● = 3rd revision; ● = use up existing stock; ⊗ = not interchangeable; ⊗ ① ● = for example: revision 2 is not interchangeable w/revision 1

Spill Flap Fertilizer (195-176S)



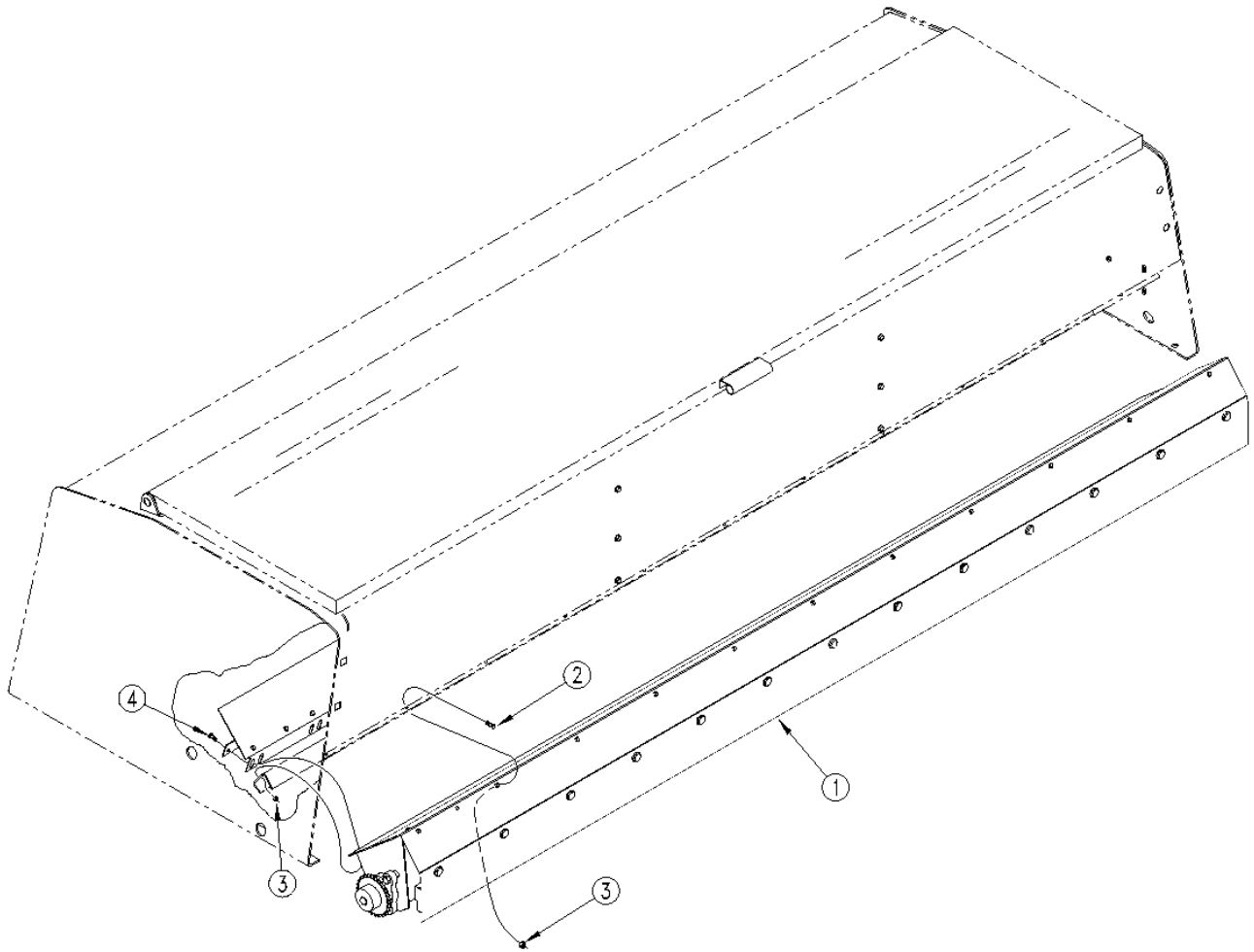
16461

Spill Flap Fertilizer (195-176S)

Ref.	Part No.	Part Description	Comments
1.	195-195D	SPILL FLAP	
2.	195-197D	HINGE CLAMP STRIP CTR	
3.	195-198D	HINGE CLAMP STRIP ENDS	
4.	802-078C	HHCS 1/4-20X5/8 GR5	
5.	803-088C	NUT HEX LOCK 1/4-20 FLG	
6.	816-277C	RUBBER BELTING HINGE	
7.	816-278C	RUBBER BELTING SEAL STRIP	
8.	802-375C	HFSS 1/4-20X1 GR5	
9.	800-012C	RIVET SS 1/8 DIA	
10.	195-191D	DIVIDER CLAMP ANGLE	
11.	195-192D	TOP BAR PARTITION BRACE	
12.	804-007C	WASHER FLAT 1/4 SAE PLT	
13.	195-176S	SPILL FLAP SUBASSY	Includes items 1-12

Legend: ① = 1st revision; ② = 2nd revision; ③ = 3rd revision; ● = use up existing stock; ⊗ = not interchangeable; ⊗ ① ② = for example: revision 2 is not interchangeable w/revision 1

Fertilizer Tray To Box



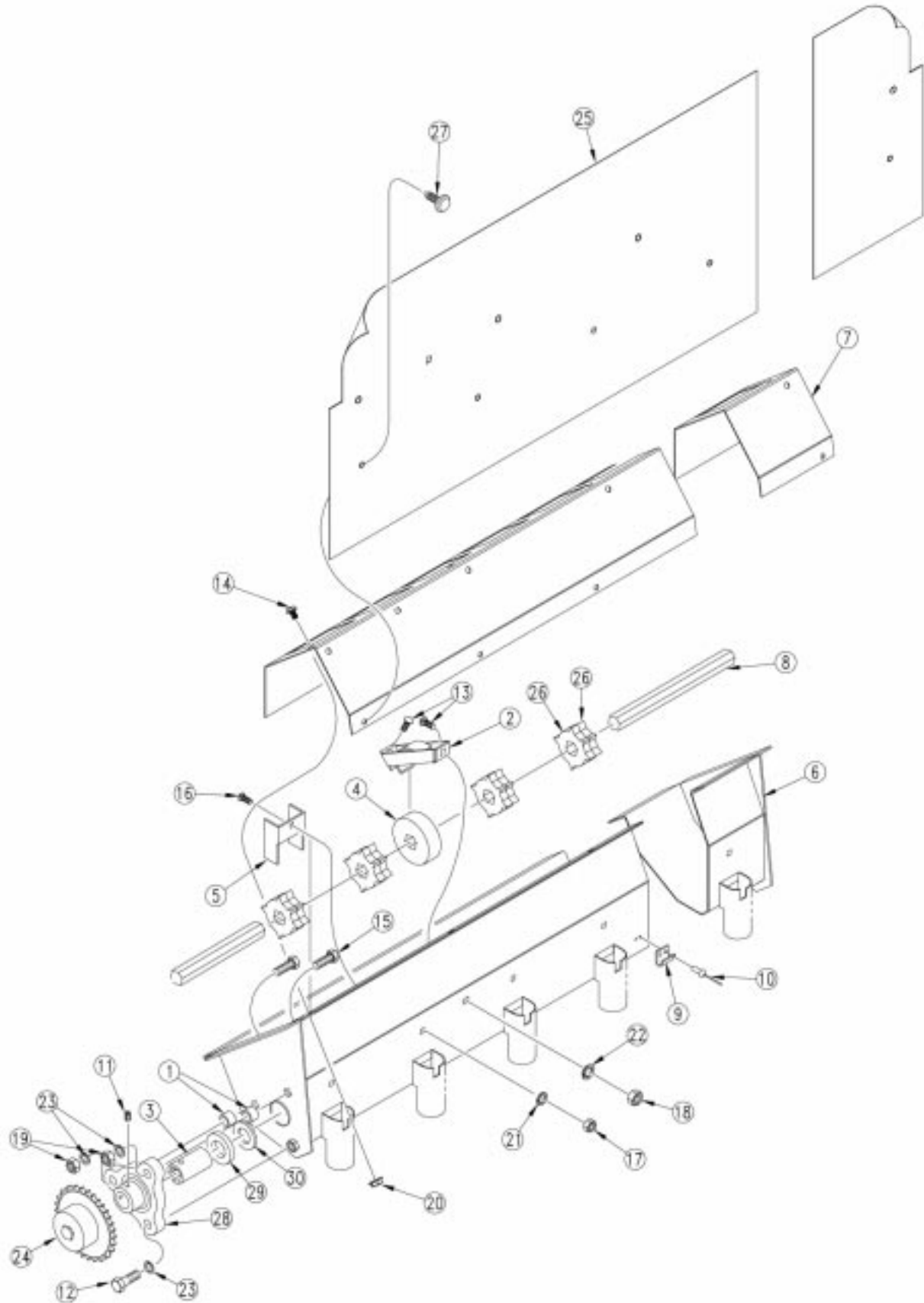
16463

Fertilizer Tray To Box

Ref.	Part No.	Part Description	Comments
1.	195-178S	FERT TRAY ASSEMBLY 6	Refer to page 5-21 for breakdown.
	195-179S	FERT TRAY ASSEMBLY 7 1/2	Refer to page 5-21 for breakdown.
	195-180S	FERT TRAY ASSEMBLY 10	Refer to page 5-21 for breakdown.
2.	802-196C	HFSS 1/4-20X5/8 GR5	
3.	803-088C	NUT HEX LOCK 1/4-20 FLG	
4.	802-375C	HFSS 1/4-20X1 GR5	

Legend: ① = 1st revision; ② = 2nd revision; ③ = 3rd revision; ● = use up existing stock; ⊗ = not interchangeable; ⊗ ① ② = for example: revision 2 is not interchangeable w/revision 1

Fertilizer Tray



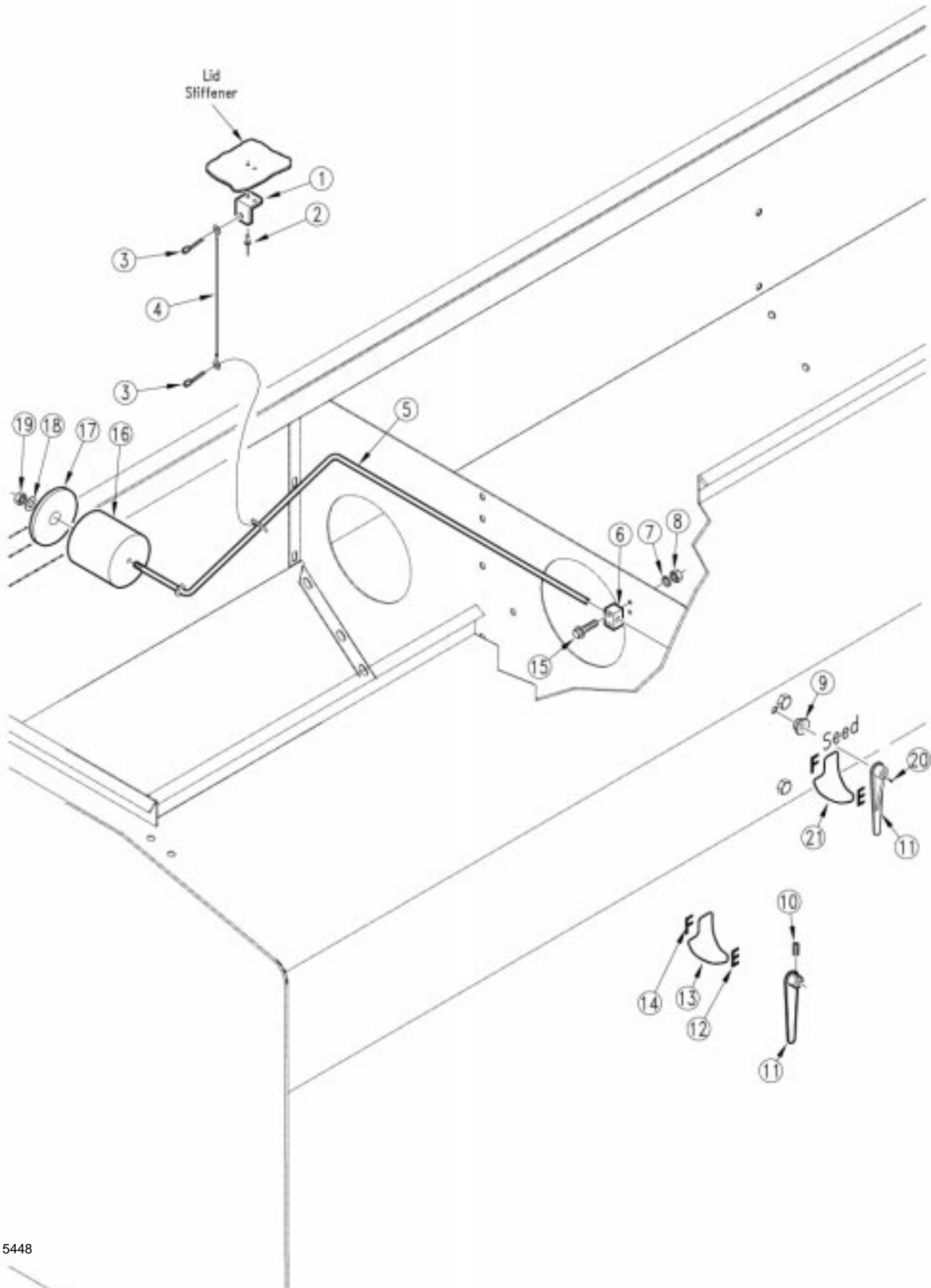
16464

Fertilizer Tray

Ref.	Part No.	Part Description	Comments
1.	141-084D	TRAY BEARING SPACER	
2.	175-102H	13' EW FERT BEARING RETAINER	
3.	191-001D	MF FERT .75 HEX BORE BUSHING	
4.	191-002D	MF FERT HEX BORE PLASTIC BUSH	
5.	191-018D	MF FERT STAR RETAINER SIDE PLT	
6.	195-146H	FERT TRAY WELDMENT 7 1/2	
	195-147H	FERT TRAY WELDMENT 6	
	195-148H	FERT TRAY WELDMENT 10	
7.	195-199D	FERT TRAY ADAPTER PANEL	
8.	195-204D	SHAFT 3/4 HEX 109 PLT	
9.	800-032C	LATCH STRIKE	
10.	800-012C	RIVET SS 1/8 DIA	
11.	801-009C	SCREW SET 1/4-28 SH X 1/2 LG	
12.	802-079C	HHCS 3/8-16X1 1/4 GR5	
13.	802-092C	RHSNB 5/16-18X3/4 GR5	
14.	802-148C	HFSS 1/4-20X1/2 GR5	
15.	802-252C	RHSNB 3/8-16X1 3/4 GR5	
16.	802-633C	RHSNB 1/4-20X5/8 PLT	
17.	803-006C	NUT HEX 1/4-20 PLT	
18.	803-008C	NUT HEX 5/16-18 PLT	
19.	803-014C	NUT HEX 3/8-16 PLT	
20.	803-088C	NUT HEX LOCK 1/4-20 FLG	
21.	804-006C	WASHER LOCK SPRING 1/4 PLT	
22.	804-009C	WASHER LOCK SPRING 5/16 PLT	
23.	804-013C	WASHER LOCK SPRING 3/8 PLT	
24.	808-086C	SPKT 40B30 X 3/4 HEXBORE W/ SS	
25.	816-279C	VINYL FERTILIZER DEW SHIELD	
26.	817-053C	6 POINT FERT METERING WHEEL	
27.	817-323C	NYLON RATCHET FASTENER	
28.	822-083C	BEARING 3-HOLE FLANGE 1 1/4	
29.	890-026C	FELT SEAL	
30.	804-048C	WASHER MACH 2.50 X1.75 X .075	

Legend: ● = 1st revision; ● = 2nd revision; ● = 3rd revision; ● = use up existing stock; ⊗ = not interchangeable; ⊗ ① ● = for example: revision 2 is not interchangeable w/revision 1

Seed Level Indicator



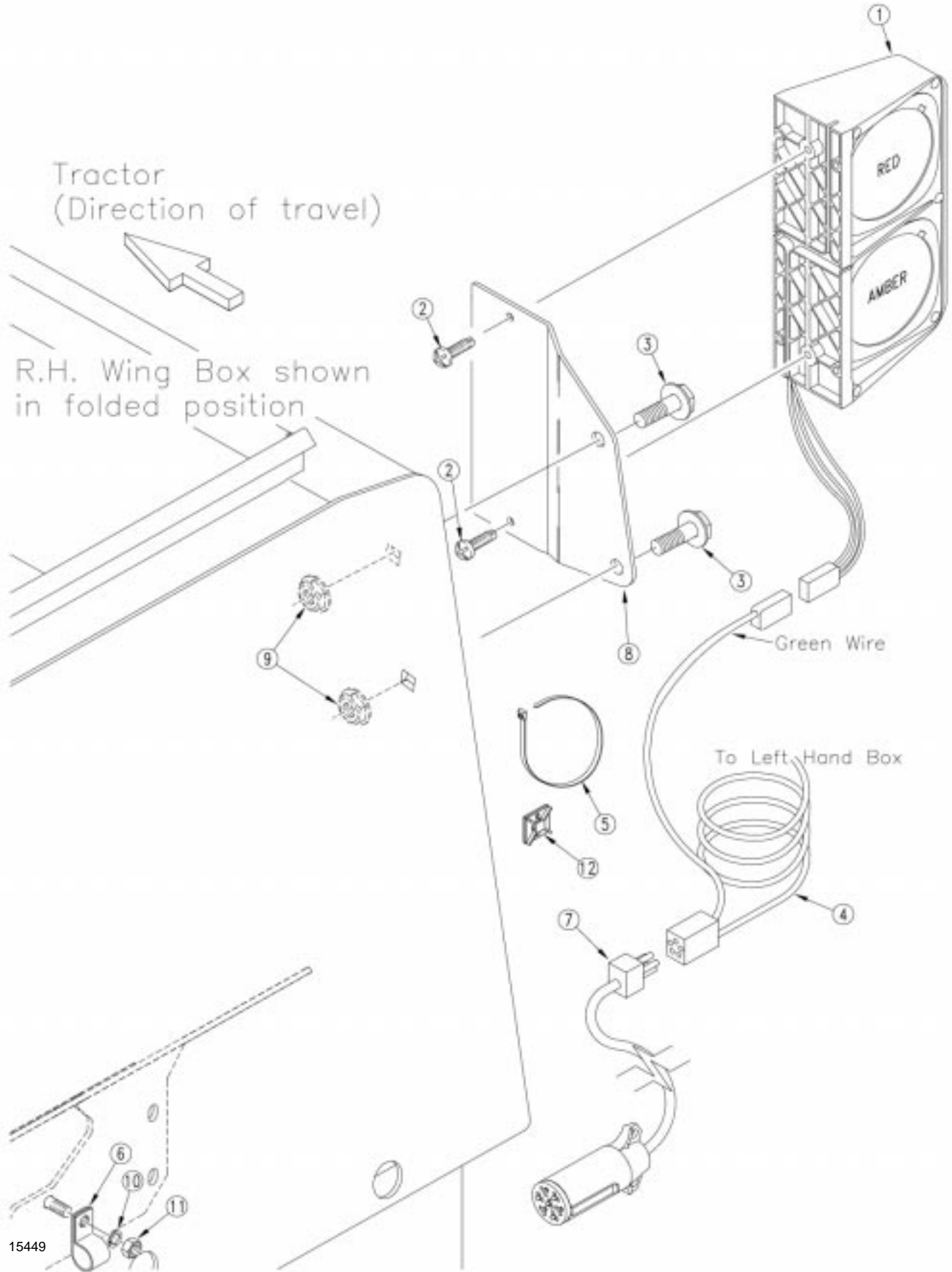
15448

Seed Level Indicator

Ref.	Part No.	Part Description	Comments
1.	197-091D	SEED LEVEL CHAIN BRACKET	
2.	800-101C	RIVET POP 1/8 .125 AD42BSLF	
3.	805-067C	PIN COTTER 1/8 X 3/4	
4.	890-305C	CABLE 3/64 X 11 5/8 W/ EYELETS	
5.	195-124H	3S SEED LEVEL ROD	
6.	817-202C	SEED LEVEL ARM MOUNT	
7.	804-054C	WASHER LOCK #10	
8.	803-001C	NUT HEX 10-24 PLT	
9.	817-086C	SEED LEVEL BUSHING	
10.	801-045C	SCREW SET 1/4-28X1/4 KNL CUP	
11.	⊗ 817-350C	SEED LEVEL INDICATOR	Use with item 20.
	● 197-023H	INDICATOR OB RPLCD BY 817-350C	Use with item 10.
12.	818-295C	DECAL LETTER E	No longer available. Order part no. 838-237C.
13.	818-392C	DECAL SEED LEVEL, NOTCHED	No longer available. Order part no. 838-237C.
14.	818-296C	DECAL LETTER F	No longer available. Order part no. 838-237C..
15.	801-096C	HFS 10-24 X 1 1/8 PLTD	
16.	197-089D	FOAM FLOAT	
17.	197-096D	FOAM FLOAT WASHER	
18.	804-075C	WASHER FLAT 1/4 USS PLT	
19.	803-003C	NUT HEX SS 1/4-20 NYLOCK	
20.	801-154C	SCR HEX HD SHT MET #8 X 1/2	
21.	838-237C	DECAL SEED LEVEL LH	

Legend: ● = 1st revision; ⊗ = 2nd revision; ⊕ = 3rd revision; ● = use up existing stock; ⊗ = not interchangeable; ⊗ ⊕ ⊗ = for example: revision 2 is not interchangeable w/revision 1

Light

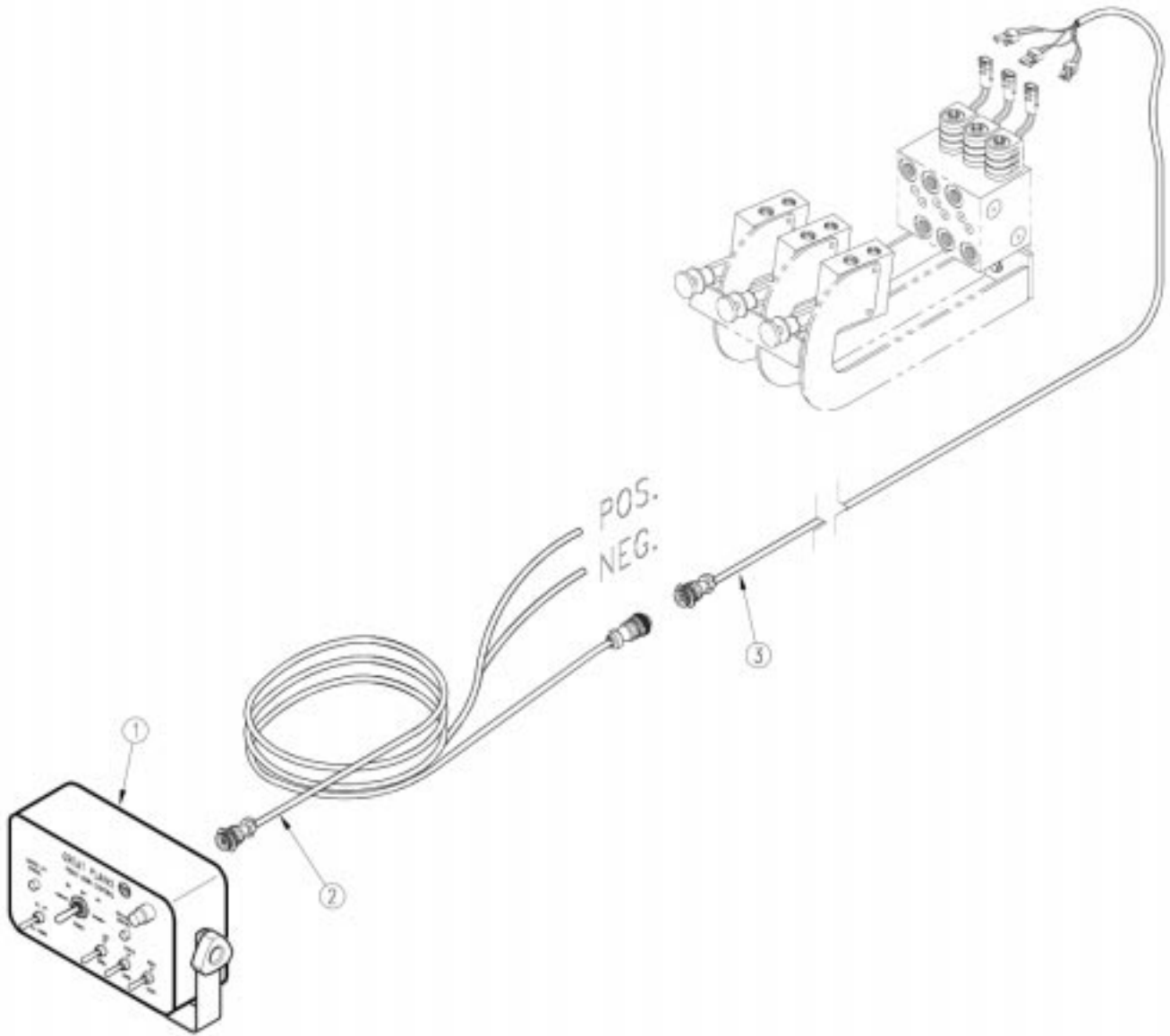


Light

Ref.	Part No.	Part Description	Comments
1.	890-312C	DUAL AG LIGHTS RH	Shown
	890-311C	DUAL AG LIGHTS LH	
2.	801-151C	SCR HEX SELF TAP 1/4-20X1TYPEF	
3.	802-203C	HFSS 1/2-13X1 1/2 GR5	
4.	890-430C	LIGHT HARNESS, 20' WISHBONE	
5.	800-112C	CABLE TIE .19X7.25 1.75D 50LB	
6.	800-064C	HOSE CLIP 13/16 ID	
7.	890-313C	AG LIGHT WIRING HARNESS-28'	
8.	195-112D	PLATE, AG LIGHT RH	Shown
	195-165D	PLATE, AG LIGHT LH	
9.	803-169C	NUT HEX FLG. LOCK 1/2-13 PLT.	
10.	804-013C	WASHER LOCK SPRING 3/8 PLT	
11.	803-014C	NUT HEX 3/8-16 PLT	
12.	800-148C	CABLE TIE MOUNT	

Legend: ● = 1st revision; ● = 2nd revision; ● = 3rd revision; ● = use up existing stock; ⊗ = not interchangeable; ⊗ ① ● = for example: revision 2 is not interchangeable w/revision 1

Point Row Control Box With Cables



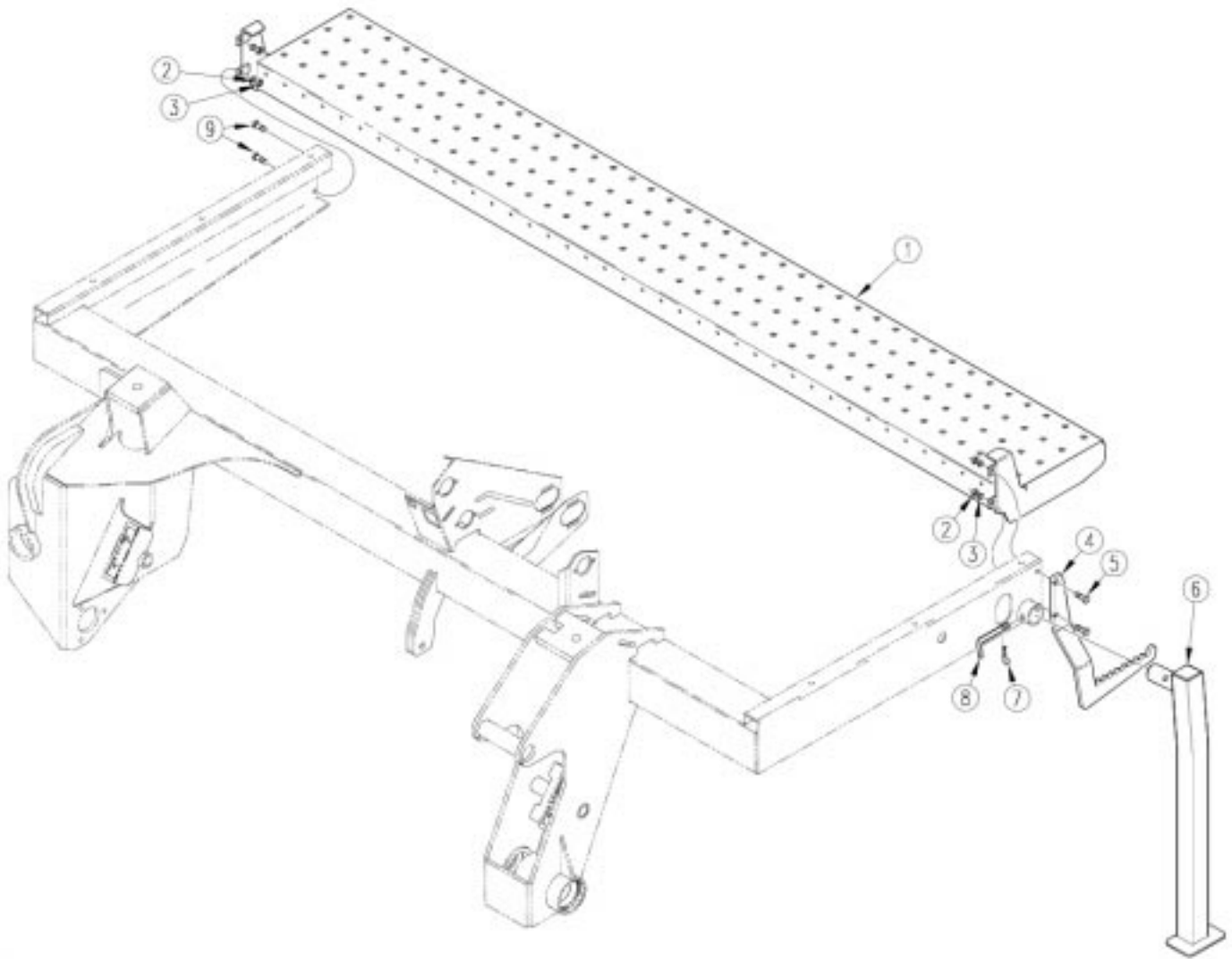
17062

Point Row Control Box With Cables

Ref.	Part No.	Part Description	Comments
1.	823-173C	3 SECT POINT ROW CONTROL BOX	
2.	823-190C	POINT ROW CABLE W/ POWER LEAD	
3.	823-175C	3 SECT POINT ROW WIRE HARNESS	

Legend: ① = 1st revision; ② = 2nd revision; ③ = 3rd revision; ● = use up existing stock; ⊗ = not interchangeable; ⊗ ① ② = for example: revision 2 is not interchangeable w/revision 1

Walkboard, Step and Parking Stand To Box Frame



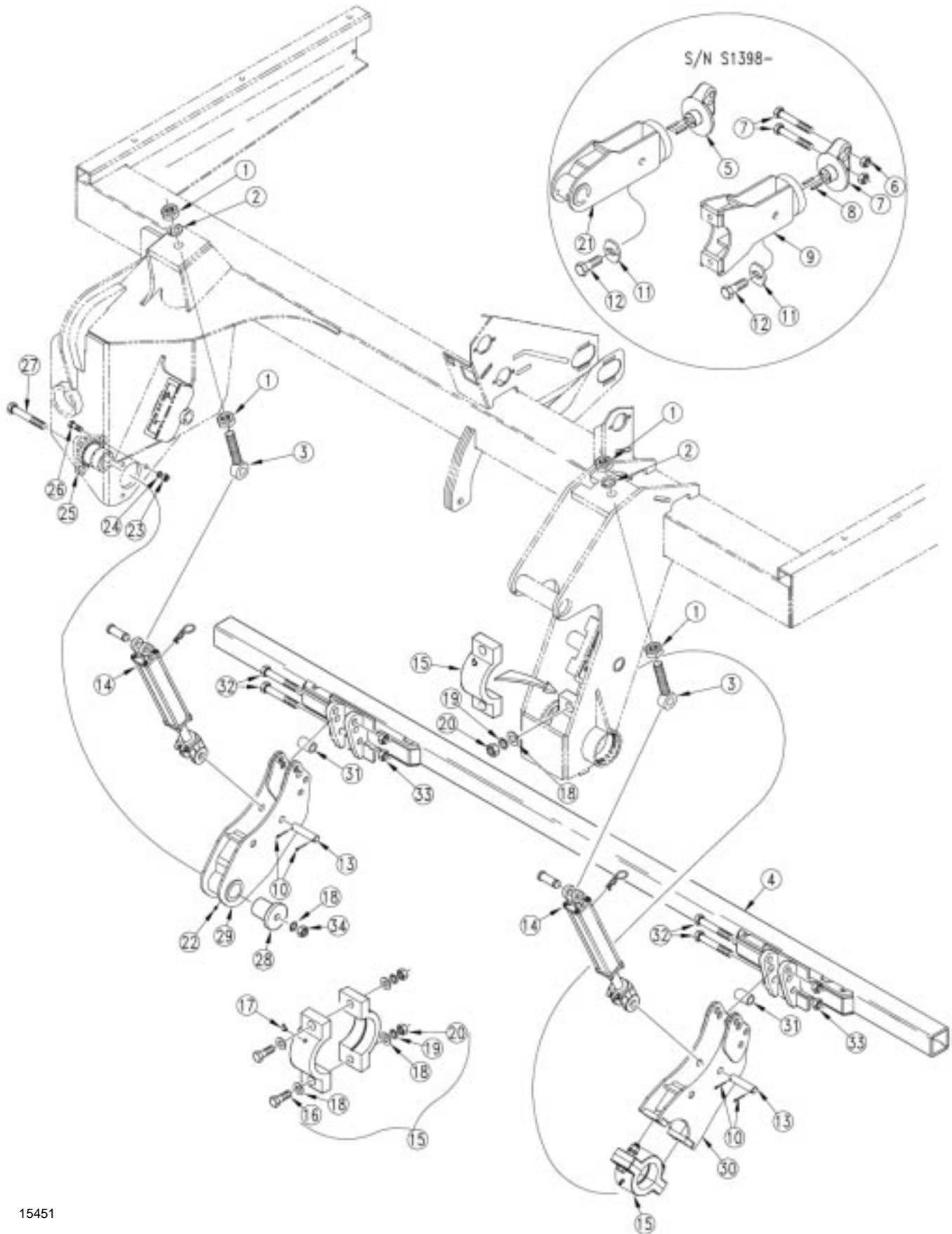
15450

Walkboard, Step and Parking Stand To Box Frame

Ref.	Part No.	Part Description	Comments
1.	195-114H	30'-3S WALKBOARD	
2.	803-020C	NUT HEX 1/2-13 PLT	
3.	804-015C	WASHER LOCK SPRING 1/2 PLT	
4.	195-121D	STEP LH	Shown
	195-122D	STEP RH	
5.	802-082C	HHCS 1/2-13X1 3/4 GR5	
6.	194-135H	PARKING STAND LEG	
7.	805-032C	PIN HAIR COTTER .148 WIRE	
8.	805-197C	PIN BENT SHANK LOCK 5/8 OD	
9.	802-034C	HHCS 1/2-13X1 1/4 GR5	

Legend: ① = 1st revision; ② = 2nd revision; ③ = 3rd revision; ● = use up existing stock; ⊗ = not interchangeable; ⊗ ① ② = for example: revision 2 is not interchangeable w/revision 1

Right Hand and Left Hand Subframes To Box Frames



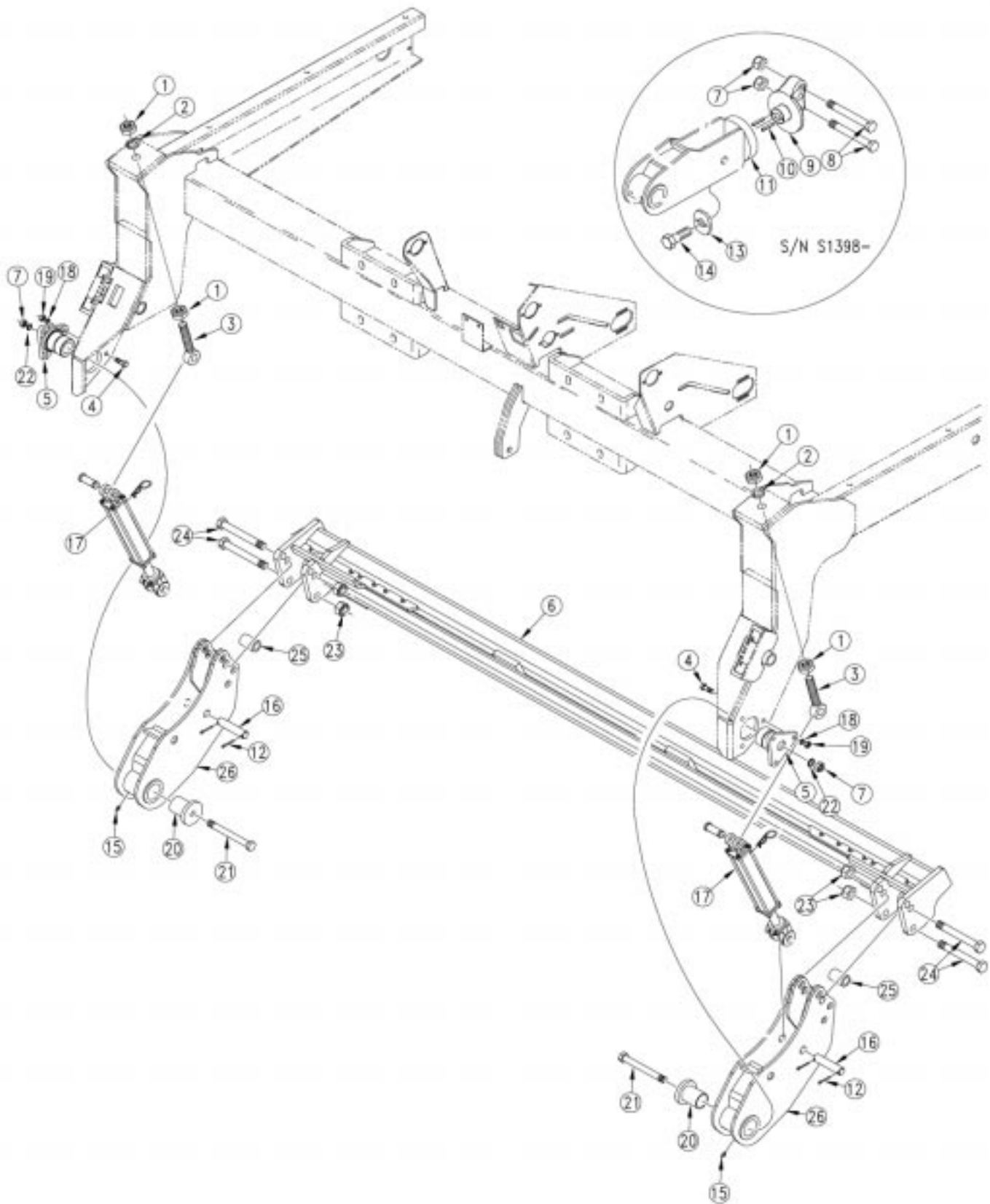
15451

Right Hand and Left Hand Subframes To Box Frames

Ref.	Part No.	Part Description	Comments
1.	803-031C	NUT HEX 1-8 PLT	
2.	804-027C	WASHER LOCK SPRING 1 PLT	
3.	194-129H	6 1/8 EYE BOLT	
4.	194-126H	SUBFRAME END RIGHT	
	194-127H	SUBFRAME END LEFT	Shown
5.	802-594C	HHCS 3/4-10X5 1/2 GR5	(S/N S1398-)
6.	803-026C	NUT LOCK 3/4-10 PLT	(S/N S1398-)
7.	194-100D	TRUNNION CASTING MACHINED	(S/N S1398-)Order with 802-441C
8.	805-156C	PIN ROLL 5/16 X 1 LG	(S/N S1398-)
9.	194-124H	SUBFRAME PIVOT ARM OUTSIDE	(S/N S1398-)
10.	805-104C	PIN COTTER 3/16 X 1 1/2 PLT	
11.	194-101D	PIVOT ARM WASHER	(S/N S1398-)
12.	⊗ ① ② 802-441C	HHCS 1 1/8-7X2 1/2 GR5	(S/N S1022 - S 1398)
	① 802-586C	HHCS 1 1/8-7X2 GR5 FTHD	(S/N S1021-)
13.	805-236C	PIN CLEVIS 1 X 3 7/8 USBLE PLT	
14.	810-299C	CYL 2X8X1.12 ROD (TIE ROD)	
15.	194-123K	3S BEARING ASSEMBLY	Includes items 17 through 23 (discard 2 of 4 flatwashers upon installation)
16.	802-204C	HHCS 3/4-10X3 3/4 GR5	
17.	800-058C	GREASE ZERK 1/4-28 X 45-DEG	
18.	804-025C	WASHER FLAT 3/4 SAE PLT	
19.	804-023C	WASHER LOCK SPRING 3/4 PLT	
20.	803-027C	NUT HEX 3/4-10 PLT	
21.	194-128H	SUBFRAME PIVOT ARM INSIDE	(S/N S1398-)
22.	800-001C	GREASE ZERK STRAIGHT 1/4-28	
23.	803-020C	NUT HEX 1/2-13 PLT	
24.	804-015C	WASHER LOCK SPRING 1/2 PLT	
25.	120-247D	3 BOLT PIVOT CAST W/BOLT HOLE	
26.	802-082C	HHCS 1/2-13X1 3/4 GR5	
27.	802-095C	HHCS 3/4-10X7 GR5	(S/N S1046+)
28.	195-188H	SUBFRAME ARM RETAINER	(S/N S1045+)
29.	194-156H	SUBFRAME FLEX ARM, INNER	(S/N S 1399+)
30.	194-155H	SUBFRAME FLEX ARM, OUTER	(S/N S 1399+)
31.	194-516D	SUBFRAME FLEX ARM SPACER, SHORT	(S/N S 1399+)
32.	802-690C	HHCS 7/8-9X8 GR5	(S/N S 1399+)
33.	803-028C	NUT NY-LOK 7/8-9 PLT	(S/N S 1399+)
34.	803-026C	NUT LOCK 3/4-10 PLT	(S/N S 1399+)

Legend: ① = 1st revision; ② = 2nd revision; ③ = 3rd revision; ● = use up existing stock; ⊗ = not interchangeable; ⊗ ① ② = for example: revision 2 is not interchangeable w/revision 1

Center Subframe To Box Frame



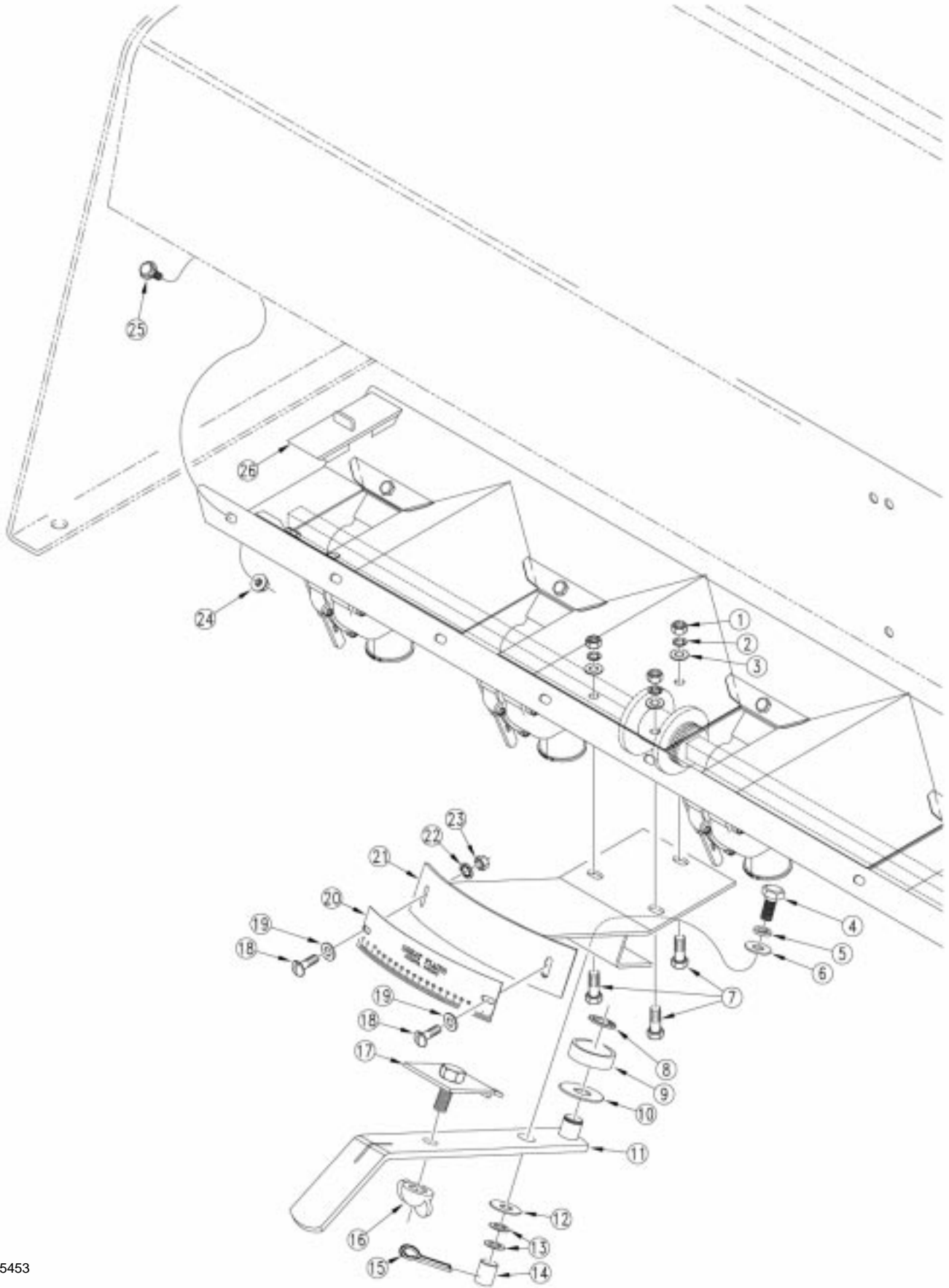
15452

Center Subframe To Box Frame

Ref.	Part No.	Part Description	Comments
1.	803-031C	NUT HEX 1-8 PLT	
2.	804-027C	WASHER LOCK SPRING 1 PLT	
3.	194-129H	6 1/8 EYE BOLT	
4.	802-082C	HHCS 1/2-13X1 3/4 GR5	
5.	120-247D	3 BOLT PIVOT CAST W/ BOLT HOLE	
6.	194-203H	3S-3000 OPENER SUBFRAME CENTER	(S/N S1399+)
	194-125H	SUBFRAME CENTER	(S/N S1398-) Not shown
7.	803-026C	NUT LOCK 3/4-10 PLT	(S/N S1398-)
8.	802-070C	HHCS 3/4-10X6 GR5	(S/N S1398-)
9.	194-100D	TRUNNION CASTING MACHINED	(S/N S1398-) Order with 802-441C
10.	805-156C	PIN ROLL 5/16 X 1 LG	(S/N S1398-)
11.	194-128H	SUBFRAME PIVOT ARM INSIDE	(S/N S1398-)
12.	805-104C	PIN COTTER 3/16 X 1 1/2 PLT	
13.	194-101D	PIVOT ARM WASHER	
14.	⊗ ① ② 802-441C	HHCS 1 1/8-7X2 1/2 GR5	(S/N S1022 - S1398)
	① 802-586C	HHCS 1 1/8-7X2 GR5 FTHD	(S/N S1021-)
15.	800-001C	GREASE ZERK STRAIGHT 1/4-28	
16.	805-236C	PIN CLEVIS 1 X 3 7/8 USBLE PLT	
17.	810-299C	CYL 2X8X1.12 ROD (TIE ROD)	
18.	804-015C	WASHER LOCK SPRING 1/2 PLT	
19.	803-020C	NUT HEX 1/2-13 PLT	
20.	195-188H	SUBFRAME ARM RETAINER	(S/N S1046+)
21.	802-095C	HHCS 3/4-10X7 GR5	(S/N S1046+)
22.	804-025C	WASHER FLAT 3/4 SAE PLT	(S/N S1046+)
23.	803-028C	NUT NY-LOK 7/8-9 PLT	(S/N S1399+)
24.	802-139C	HHCS 7/8-9X7 GR5	(S/N S1399+)
25.	194-516D	SUBFRAME FLEX ARM SPACER, SHORT	(S/N S1399+)
26.	194-156H	SUBFRAME FLEX ARM, INNER	(S/N S1399+)

Legend: ① = 1st revision; ② = 2nd revision; ③ = 3rd revision; ● = use up existing stock; ⊗ = not interchangeable; ⊗ ① ② = for example: revision 2 is not interchangeable w/revision 1

Seed Rate Adjustment Handle



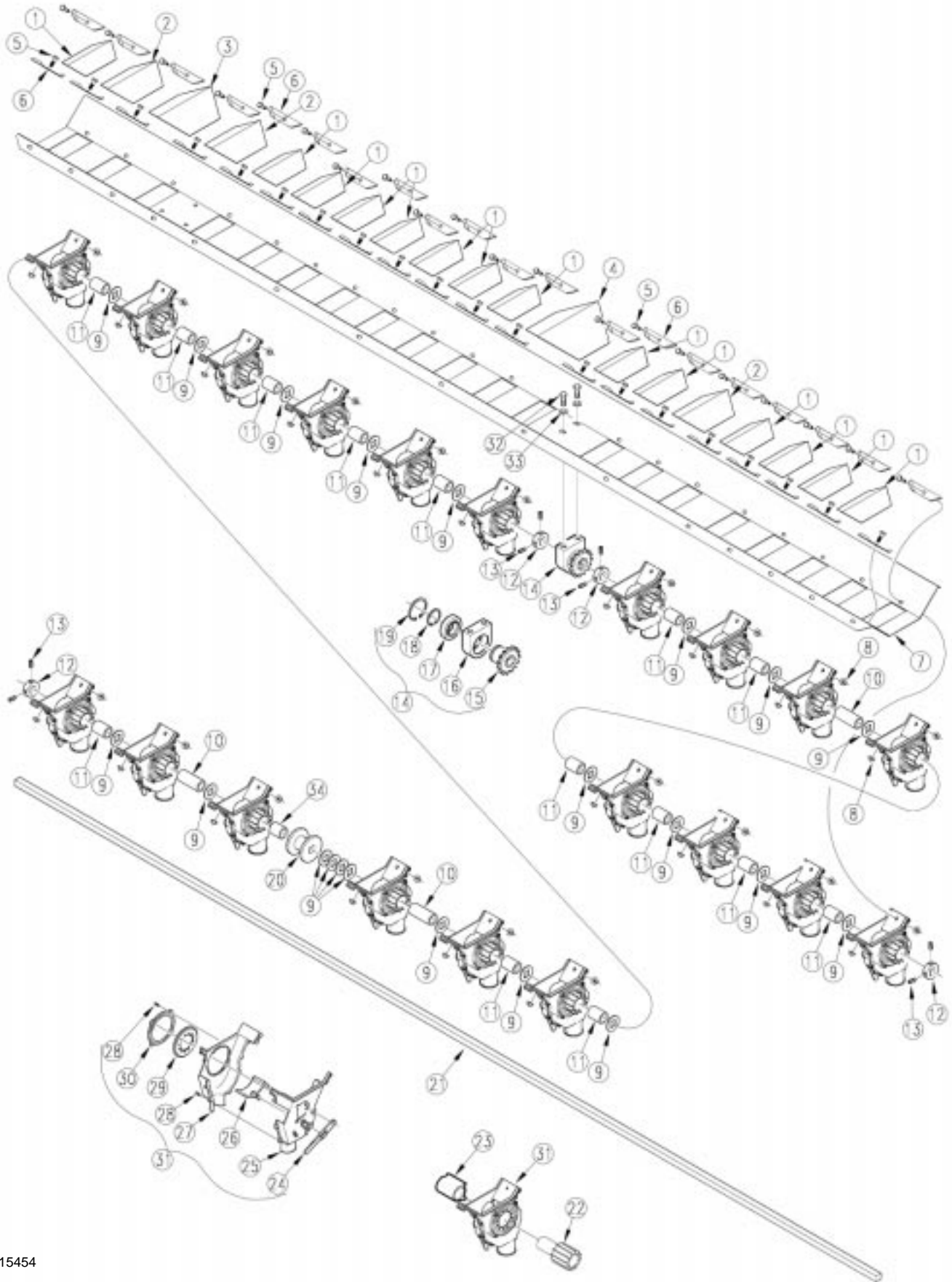
15453

Seed Rate Adjustment Handle

Ref.	Part No.	Part Description	Comments
1.	803-008C	NUT HEX 5/16-18 PLT	
2.	804-009C	WASHER LOCK SPRING 5/16 PLT	
3.	804-036C	WASHER FLAT 5/16 SAE PLT	
4.	802-014C	HHCS 3/8-16X3/4 GR5	
5.	804-013C	WASHER LOCK SPRING 3/8 PLT	
6.	804-012C	WASHER FLAT 3/8 SAE PLT	
7.	802-007C	HHCS 5/16-18X3/4 GR5	
8.	800-003C	SNAP RING EXT 17 MM	
9.	822-008C	BEARING ADJ HANDLE 6203 2RS	
10.	804-001C	WASHER ADJ HANDLE BRG	
11.	118-443H	SEED RATE ADJ HANDLE WLDMNT	
12.	804-021C	WASHER FLAT 5/8 SAE PLT	
13.	804-040C	WASHER MACH 1.00 X .625 X 18GA	
14.	109-069D	ADJUSTMENT HANDLE PIVOT	
15.	805-016C	PIN COTTER 3/16 X 1 1/4 PLT	
16.	803-016C	NUT WING 1/2-13 PLT	
17.	109-025H	ADJ LOCK PLATE ASS'Y - 1 1/2 W	
18.	801-001C	SCREW RD HD 8-32 X 3/8 BRASS	
19.	804-003C	WASHER FLAT #8 BRASS	
20.	819-001C	NAME PLATE ADJ GAUGE LONG	
21.	118-444H	SEED RATE ADJ WLDMNT	
22.	804-002C	WASHER INTERNAL STAR #8 BRASS	
23.	803-035C	NUT HEX 8-32 BRASS	
24.	803-088C	NUT HEX LOCK 1/4-20 FLG	
25.	802-196C	HFSS 1/4-20X5/8 GR5	
26.	817-087C	1 3/4 WIDE FEEDER CUP PLUG	

Legend: ● = 1st revision; ● = 2nd revision; ● = 3rd revision; ● = use up existing stock; ⊗ = not interchangeable; ⊗ ① ● = for example: revision 2 is not interchangeable w/revision 1

6" Feeder Cup Spacing



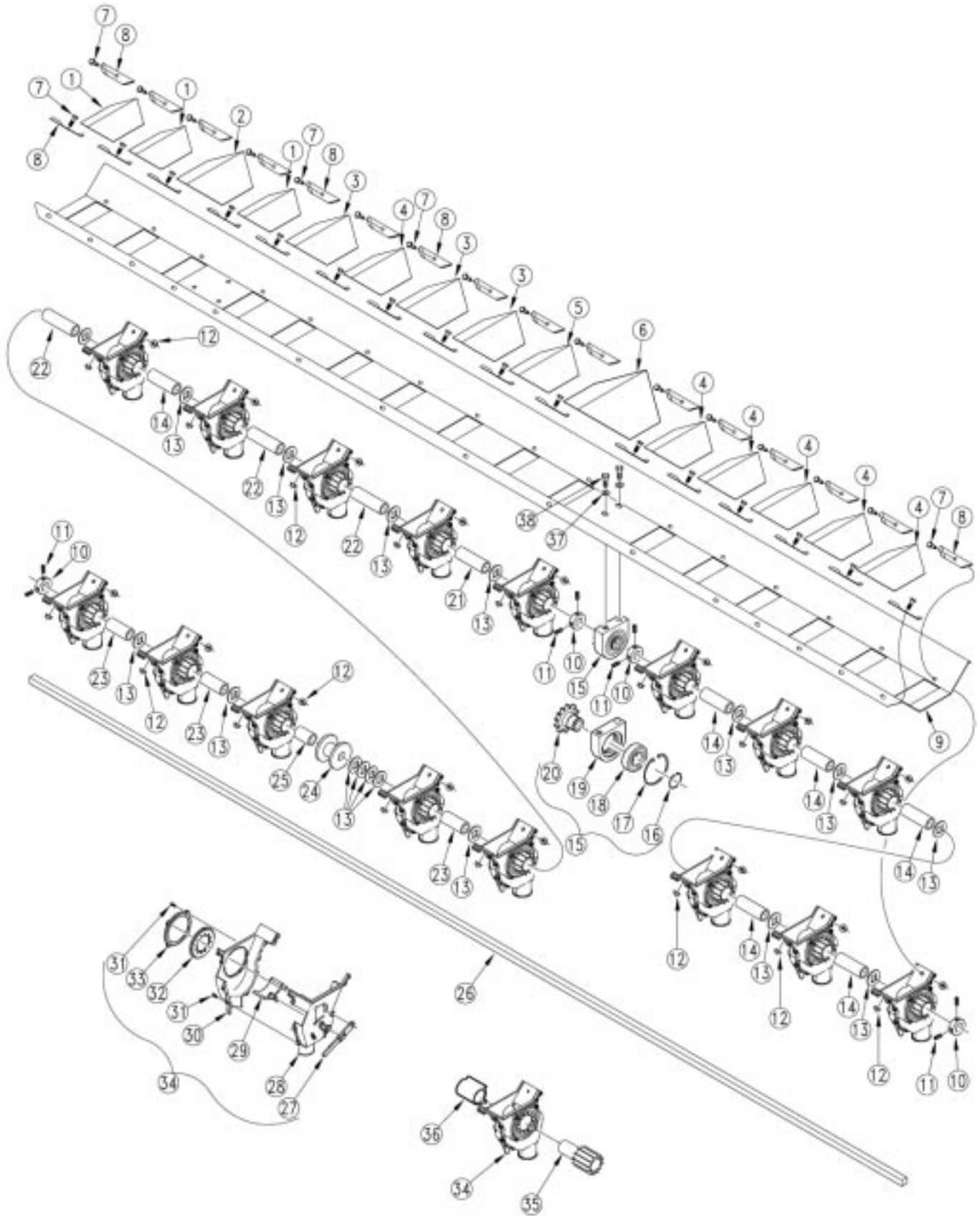
15454

6" Feeder Cup Spacing

Ref.	Part No.	Part Description	Comments
1.	118-431D	3 BOX DIVIDER FOR 4 7/8 ROW	
2.	118-433D	4 BOX DIVIDER FOR 5 7/8 ROW	
3.	118-437D	5 1/8 BOX DIVIDER FOR 7 ROW	
4.	118-432D	6 5/8 BOX DVDER FOR 8 1/2 ROW	
5.	802-004C	HHCS 1/4-20X3/4 GR5	
6.	118-341D	2SNT SEED BOX DIVIDER CLIP	
7.	195-105D	30'-6 20RW FEEDERCUP TRAY	
8.	803-194C	NUT HEX WHIZ 1/4-20 PLT	
9.	804-031C	WASHER RETAINING	
10.	152-044D	2.454 FEEDER CUP SPACER	
11.	118-434D	SPACER TUBE X 1.454	
12.	890-350C	5/8 SHAFT LOCKING COLLAR	
13.	801-035C	SCREW SET 5/16-18 SKT KP X 3/8	
14.	118-226S	FEEDER CUP BEARING ASSEMBLY	Includes items 15 through 19
15.	⊗ 118-508D	BEARING HUB 40A15	
	● ① 118-227E	REPLACED BY 118-508D	
16.	118-336D	FEEDER CUP BEARING HOUSING	
17.	822-103C	BRG 30MM B X 62MM OD	
18.	800-004C	SNAP RING EXT BASIC 1.880	
19.	800-107C	SNAP RING INT 2.165	
20.	109-091D	MACHINED ADJUSTMENT SPOOL	
21.	195-106D	5/8SQ. 107 7/32 FEEDRCUP SHFT	
22.	817-072C	NYLON SEED CUP SPROCKET	
23.	817-074C	SEED CUP SLEEVE	
24.	817-071C	SEED CUP ADJUSTMENT HANDLE	
25.	817-069C	SEED CUP RIGHT HALF	
26.	817-070C	SEED CUP DOOR	
27.	817-068C	SEED CUP LEFT HALF	
28.	801-057C	SCR SELF TAP 8X3/8 TYPE25 BT	
29.	817-004C	NYLON WASHER	
30.	817-073C	SEED CUP WASHER RETAINER	
31.	817-075C	SEED CUP ASSEMBLY	Includes items 24 through 30
32.	802-014C	HHCS 3/8-16X3/4 GR5	
33.	804-013C	WASHER LOCK SPRING 3/8 PLT	
34.	118-443D	SPACER TUBE X 1.207	

Legend: ● = 1st revision; ⊗ = 2nd revision; ⊗ = 3rd revision; ● = use up existing stock; ⊗ = not interchangeable; ⊗ ① ⊗ = for example: revision 2 is not interchangeable w/revision 1

7 1/2" Feeder Cup Spacing



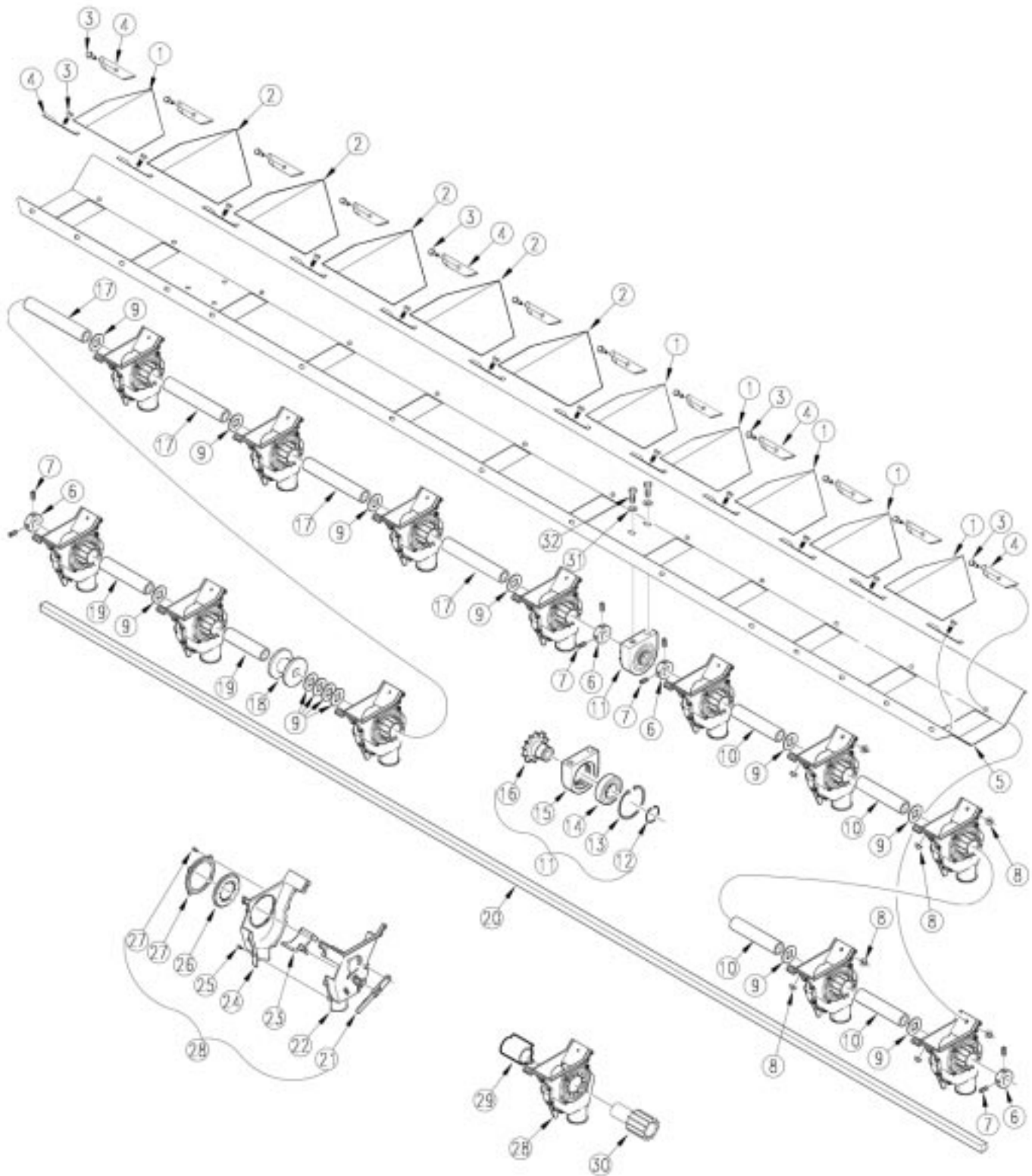
15455

7 1/2" Feeder Cup Spacing

Ref.	Part No.	Part Description	Comments
1.	118-433D	4 BOX DIVIDER FOR 5 7/8 ROW	
2.	118-340D	5 5/8 BOX DVDR FOR 7 1/2 ROW	
3.	118-437D	5 1/8 BOX DIVIDER FOR 7 ROW	
4.	118-370D	4 5/8 BOX DVDR FOR 8 ROW	
5.	118-339D	4 13/16 BOX DVDR FOR 7 1/2 ROW	
6.	118-356D	BOX DIVIDER FOR 10 ROW	
7.	802-004C	HHCS 1/4-20X3/4 GR5	
8.	118-341D	2SNT SEED BOX DIVIDER CLIP	
9.	195-103D	30'-7 1/2 16RW FEEDERCUP TRAY	
10.	890-350C	5/8 SHAFT LOCKING COLLAR	
11.	801-035C	SCREW SET 5/16-18 SKT KP X 3/8	
12.	803-194C	NUT HEX WHIZ 1/4-20 PLT	
13.	804-031C	WASHER RETAINING	
14.	118-376D	SPACER TUBE X 3.078	
15.	118-226S	FEEDER CUP BEARING ASSEMBLY	Includes items 16 through 20
16.	800-004C	SNAP RING EXT BASIC 1.880	
17.	800-107C	SNAP RING INT 2.165	
18.	822-103C	BRG 30MM B X 62MM OD	
19.	118-336D	FEEDER CUP BEARING HOUSING	
20.	⊗ 118-508D	BEARING HUB 40A15	
	● ① 118-227E	REPLACED BY 118-508D	
21.	118-347D	SPACER TUBE X 3.266	
22.	118-438D	SPACER TUBE X 3.579	
23.	152-044D	2.454 FEEDER CUP SPACER	
24.	109-091D	MACHINED ADJUSTMENT SPOOL	
25.	118-439D	SPACER TUBE X 1.707	
26.	195-106D	5/8SQ. 107 7/32 FEEDRCUP SHFT	
27.	817-071C	SEED CUP ADJUSTMENT HANDLE	
28.	817-069C	SEED CUP RIGHT HALF	
29.	817-070C	SEED CUP DOOR	
30.	817-068C	SEED CUP LEFT HALF	
31.	801-057C	SCR SELF TAP 8X3/8 TYPE25 BT	
32.	817-004C	NYLON WASHER	
33.	817-073C	SEED CUP WASHER RETAINER	
34.	817-075C	SEED CUP ASSEMBLY	Includes items 27 through 33
35.	817-072C	NYLON SEED CUP SPROCKET	
36.	817-074C	SEED CUP SLEEVE	
37.	804-013C	WASHER LOCK SPRING 3/8 PLT	
38.	802-014C	HHCS 3/8-16X3/4 GR5	

Legend: ● = 1st revision; ⊗ = 2nd revision; ⊗ = 3rd revision; ● = use up existing stock; ⊗ = not interchangeable; ⊗ ① ⊗ = for example: revision 2 is not interchangeable w/revision 1

10" Feeder Cup Spacing



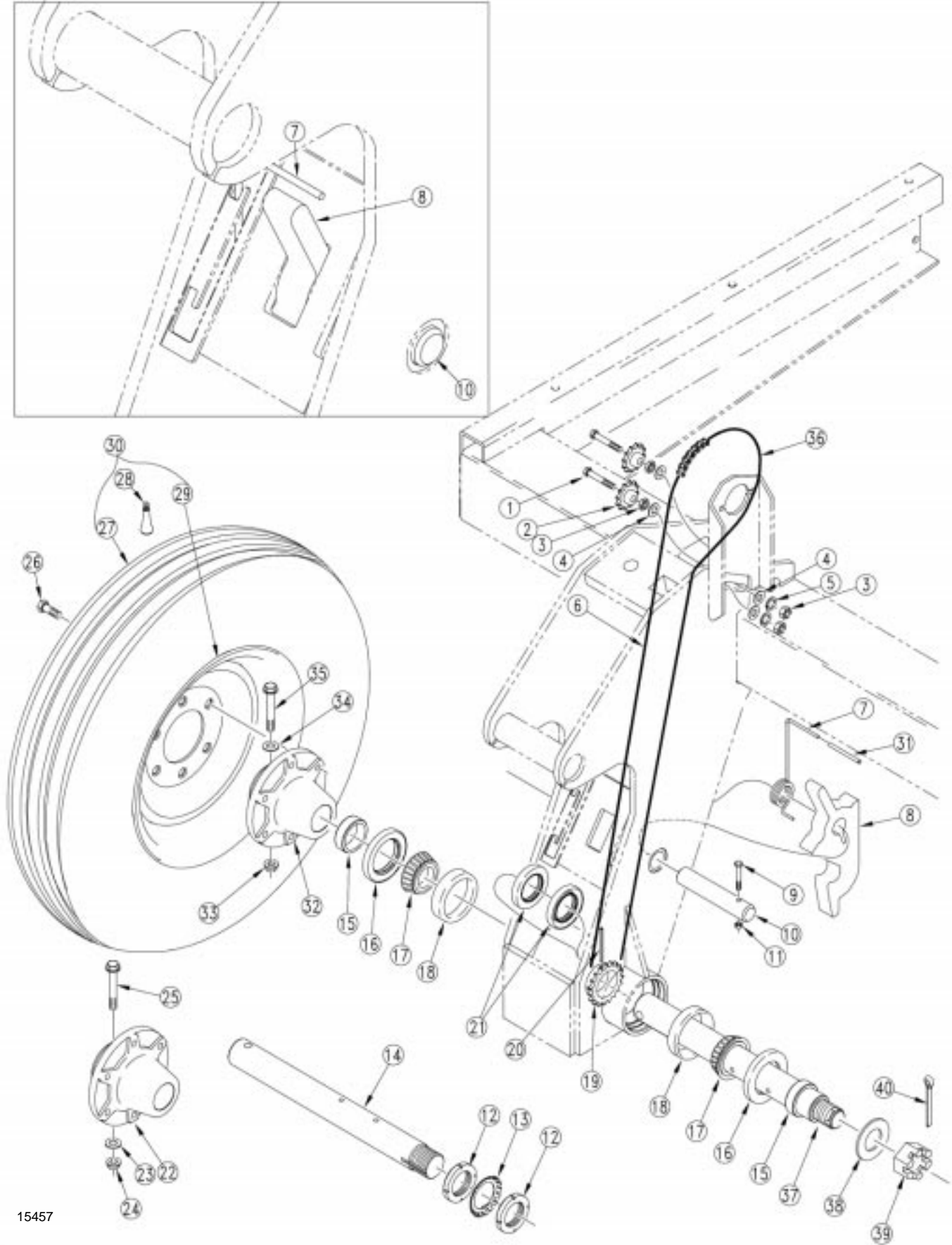
15456

10" Feeder Cup Spacing

Ref.	Part No.	Part Description	Comments
1.	118-432D	6 5/8 BOX DVDR FOR 8 1/2 ROW	
2.	118-356D	BOX DIVIDER FOR 10 ROW	
3.	802-004C	HHCS 1/4-20X3/4 GR5	
4.	118-341D	2SNT SEED BOX DIVIDER CLIP	
5.	195-104D	30'-10 12RW FEEDERCUP TRAY	
6.	890-350C	5/8 SHAFT LOCKING COLLAR	
7.	801-035C	SCREW SET 5/16-18 SKT KP X 3/8	
8.	803-194C	NUT HEX WHIZ 1/4-20 PLT	
9.	804-031C	WASHER RETAINING	
10.	118-440D	SPACER TUBE X 5.079	
11.	118-226S	FEEDER CUP BEARING ASSEMBLY	Includes items 12 through 16
12.	800-004C	SNAP RING EXT BASIC 1.880	
13.	800-107C	SNAP RING INT 2.165	
14.	822-103C	BRG 30MM B X 62MM OD	
15.	118-336D	FEEDER CUP BEARING HOUSING	
16.	⊗ 118-508D	BEARING HUB 40A15	
	● ① 118-227E	REPLACED BY 118-508D	
17.	118-353D	SPACER TUBE X 6.578	
18.	109-091D	MACHINED ADJUSTMENT SPOOL	
19.	118-442D	SPACER TUBE X 4.207	
20.	195-106D	5/8SQ. 107 7/32 FEEDRCUP SHFT	
21.	817-071C	SEED CUP ADJUSTMENT HANDLE	
22.	817-069C	SEED CUP RIGHT HALF	
23.	817-070C	SEED CUP DOOR	
24.	817-068C	SEED CUP LEFT HALF	
25.	801-057C	SCR SELF TAP 8X3/8 TYPE25 BT	
26.	817-004C	NYLON WASHER	
27.	817-073C	SEED CUP WASHER RETAINER	
28.	817-075C	SEED CUP ASSEMBLY	Includes items 21 through 27
29.	817-074C	SEED CUP SLEEVE	
30.	817-072C	NYLON SEED CUP SPROCKET	
31.	804-013C	WASHER LOCK SPRING 3/8 PLT	
32.	803-014C	NUT HEX 3/8-16 PLT	

Legend: ● = 1st revision; ⊗ = 2nd revision; ⊗ = 3rd revision; ● = use up existing stock; ⊗ = not interchangeable; ⊗ ① ⊗ = for example: revision 2 is not interchangeable w/revision 1

Single Gauge Wheel



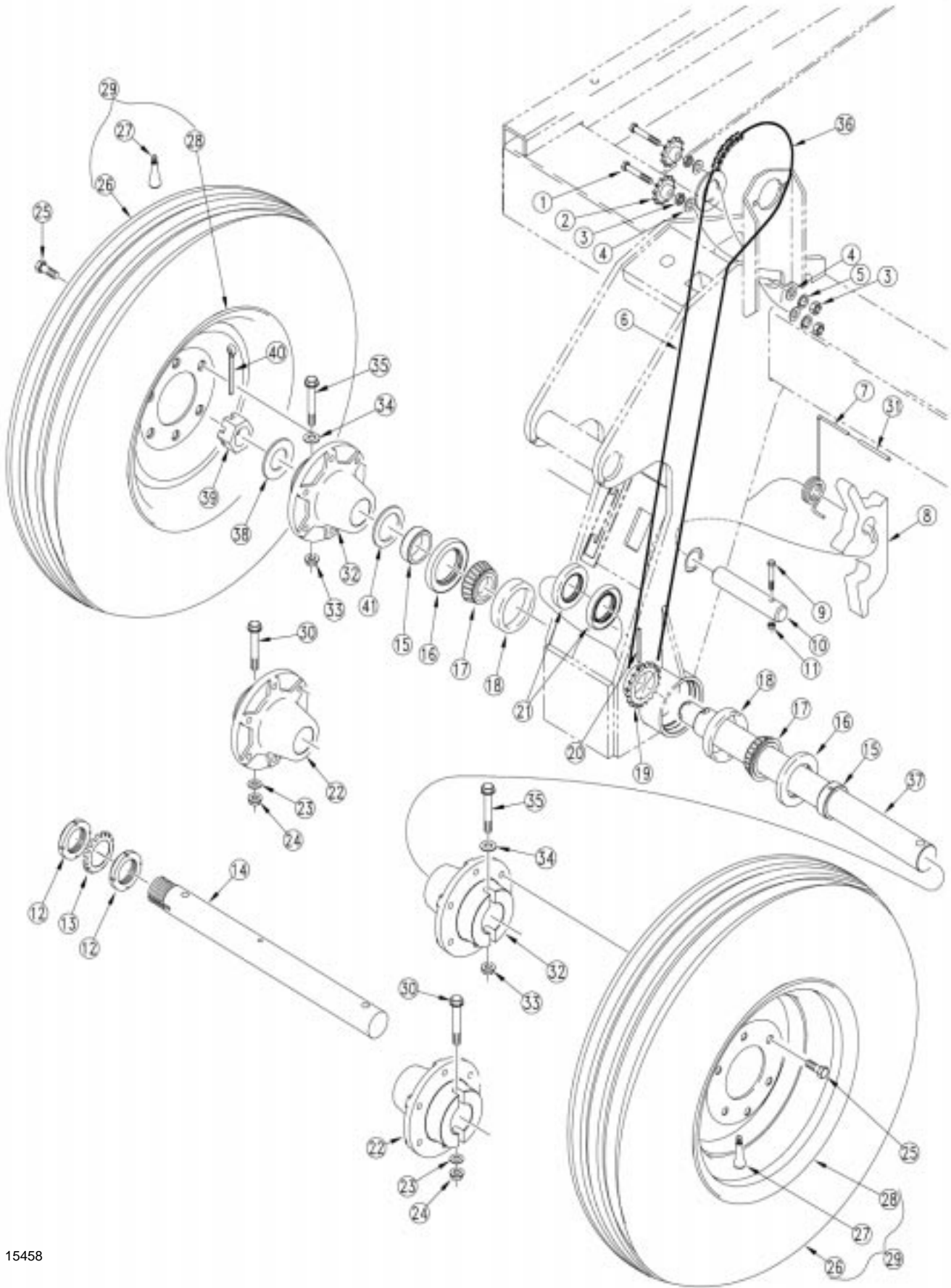
15457

Single Gauge Wheel

Ref.	Part No.	Part Description	Comments
1.	802-039C	HHCS 1/2-13X3 GR5	
2.	817-423C	NO. 50 12T IDLER SPKT	S/N S1399+
	817-025C	NO. 40 12T IDLER SPKT	S/N S1398-
3.	803-036C	NUT HEX JAM 1/2-13 PLT	
4.	804-113C	WASHER FLAT 1/2 USS HARD PLT	
5.	804-015C	WASHER LOCK SPRING 1/2 PLT	
6.	136-173D	CHAIN RL #50 161 PITCHES	S/N S1399+
	809-172C	CHAIN RL #40 X 190 PITCH W/CON	S/N S1398-
7.	194-274D	3S TORSION SPRING HANDLE RH	Shown
	194-273D	3S TORSION SPRING HANDLE LH	
8.	195-159D	SUBFRAME LOCK HOOK	
9.	802-138C	HHCS 5/16-18X2 1/4 GR5	
10.	195-160D	GAUGE WHEEL LOCK PIN	
11.	803-011C	NUT LOCK 5/16-18 PLT	
12.	803-208C	NUT BEARING LOCK, TN-10	
13.	804-098C	WASHER BEARING LOCK, TW110	
14.	195-230D	SPNDLE 2"W/5/8 CROSS HOLE SNGL	S/N C1182+
	195-143D	SPNDLE 2 X 19 W/ 1.95-18 THD	S/N C1181-
15.	120-198D	AXLE SPACER TUBE	
16.	816-138C	SEAL DBL LIP 2.5 ID X 3.881 OD	
17.	822-117C	BEARING CONE 2 TIM33889	
18.	822-118C	BEARING CUP 2 TIM33821	
19.	808-287C	SPKT 50B19C2B W/5/16 HOLE	S/N S1399+
	808-097C	SPKT 40B19X2B W/5/16 HOLE	S/N S1398-
20.	805-030C	PIN ROLL 5/16 X 3 PLT	S/N S1399+
21.	816-012C	SEAL 3.375 X 2.0 X.438 CR20125	
22.	195-107D	HUB;HVY 6 BLT 2 BR 4.62 PILOT	S/N C1181-
23.	804-016C	WASHER FLAT 1/2 SAE PLT	S/N C1181-
24.	803-169C	NUT HEX FLG. LOCK 1/2-13 PLT.	S/N C1181-
25.	802-548C	HFS 1/2-13X4 GR5 OR BETTER	S/N C1181-
26.	802-104C	BOLT WHEEL 1/2-20X1 90-DEG	
27.	814-026C	TIRE 9.5L X 15 6 PLY RIB IMP	
28.	816-035C	VALVE STEM TR415X.625X1 1/4 LG	
29.	814-008C	WHEEL 8 X 15 X 6 BOLT	
30.	161-046K	6 BOLT WHL&TIRE 6 PLY TUBELES	Includes items 27; 28 and 29
31.	816-241C	RUBBER HANDLE GRIP.207IDX3 1/2	
32.	152-390D	6-BOLT HEAVY DRIVE HUB 2 BORE	S/N C1182+
33.	803-263C	NUT HEX FLANGE LOCK 5/8-11 PLT	S/N C1182+
34.	804-095C	WASHER FLAT 5/8 HARD ASTM436	S/N C1182+
35.	802-687C	HHCS 5/8-11X4 SPTHD GR8	S/N C1182+
36.	136-175D	CHAIN RL #50 162 PITCHES	
37.	195-266D	SPNDL 2 X 19.20 W/ 1.5-12 THD	S/N S1505+
38.	804-182C	WASHER HARD 1 1/2 MILCARB GR8	S/N S1505+
39.	803-239C	NUT HEX SLOTTED 1 1/2-12	S/N S1505+
40.	805-148C	PIN COTTER 3/8 X 3 PLT	S/N S1505+

Legend: ● = 1st revision; ● = 2nd revision; ● = 3rd revision; ● = use up existing stock; ⊗ = not interchangeable; ⊗ ⊕ ● = for example: revision 2 is not interchangeable w/revision 1

Dual Gauge Wheel



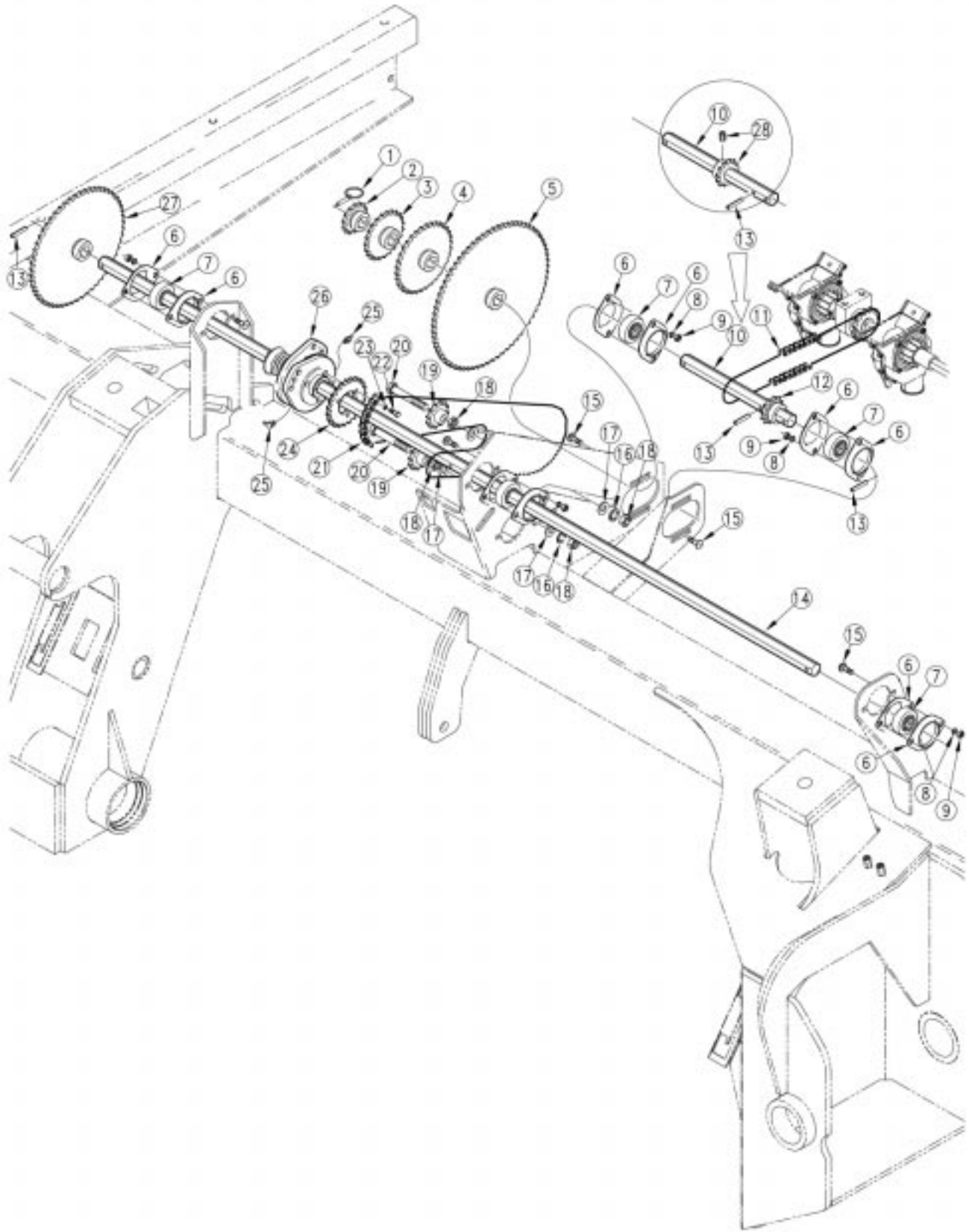
15458

Dual Gauge Wheel

Ref.	Part No.	Part Description	Comments
1.	802-039C	HHCS 1/2-13X3 GR5	
2.	817-423C	NO. 50 12T IDLER SPKT.	S/N S1399+
	817-025C	NO. 40 12T IDLER SPKT	S/N S1398-
3.	803-036C	NUT HEX JAM 1/2-13 PLT	
4.	804-113C	WASHER FLAT 1/2 USS HARD PLT	
5.	804-015C	WASHER LOCK SPRING 1/2 PLT	
6.	136-173D	CHAIN RL #50 161 PITCHES	S/N S1399+
	809-172C	CHAIN RL #40 X 190 PITCH W/CON	S/N S1398-
7.	194-274D	3S TORSION SPRING HANDLE RH	Shown
	194-273D	3S TORSION SPRING HANDLE LH	
8.	195-159D	SUBFRAME LOCK HOOK	
9.	802-138C	HHCS 5/16-18X2 1/4 GR5	
10.	195-160D	GAUGE WHEEL LOCK PIN	
11.	803-011C	NUT LOCK 5/16-18 PLT	
12.	803-208C	NUT BEARING LOCK, TN-10	
13.	804-098C	WASHER BEARING LOCK, TW110	
14.	⊗ ① ② 195-229D	SPNDLE 2"W/5/8 CROSS HOLE DUAL	(S/N C1182+) Use with items 32-35.
	① 195-142D	SPNDLE 2X24 1/2 W/1.95-18 THD	(S/N C1181-) Use with items 22-24 & 30.
15.	120-198D	AXLE SPACER TUBE	
16.	816-138C	SEAL DBL LIP 2.5 ID X 3.881 OD	
17.	822-117C	BEARING CONE 2 TIM33889	
18.	822-118C	BEARING CUP 2 TIM33821	
19.	808-287C	SPKT 50B19C2B W/5/16 HOLE	S/N S1399+
	808-097C	SPKT 40B19X2B W/5/16 HOLE	S/N S1398-
20.	805-030C	PIN ROLL 5/16 X 3 PLT	S/N S 1399+
21.	816-012C	SEAL 3.375 X 2.0 X.438 CR20125	
22.	195-107D	HUB;HVY 6 BLT 2 BR 4.62 PILOT	S/N C1181-
23.	804-016C	WASHER FLAT 1/2 SAE PLT	S/N C1181-
24.	803-169C	NUT HEX FLG. LOCK 1/2-13 PLT.	S/N C1181-
25.	802-104C	BOLT WHEEL 1/2-20X1 90-DEG	
26.	814-026C	TIRE 9.5L X 15 6 PLY RIB IMP	
27.	816-035C	VALVE STEM TR415X.625X1 1/4 LG	
28.	814-008C	WHEEL 8 X 15 X 6 BOLT	
29.	161-046K	6 BOLT WHL&TIRE 6 PLY TUBELES	Includes items 26; 27 and 28
30.	802-548C	HFS 1/2-13X4 GR5 OR BETTER	(S/N C1181-)
31.	816-241C	RUBBER HANDLE GRIP.207IDX3 1/2	
32.	152-390D	6-BOLT HEAVY DRIVE HUB 2 BORE	S/N C1182+
33.	803-263C	NUT HEX FLANGE LOCK 5/8-11 PLT	S/N C1182+
34.	804-095C	WASHER FLAT 5/8 HARD ASTM436	S/N C1182+
35.	802-687C	HHCS 5/8-11X4 SPTHD GR8	S/N C1182+
36.	136-175D	CHAIN RL #50 162 PITCHES	
37.	195-265D	SPNDL 2 X 24.70 W/ 1.5-12 THD	S/N S1505+
38.	804-182C	WASHER HARD 1 1/2 MILCARB GR8	S/N S1505+
39.	803-239C	NUT HEX SLOTTED 1 1/2-12	S/N S1505+
40.	805-148C	PIN COTTER 3/8 X 3 PLT	S/N S1505+
41.	195-234D	WASHER FLAT 2 ID X 2 5/8 X 10G	

Legend: ● = 1st revision; ② = 2nd revision; ③ = 3rd revision; ● = use up existing stock; ⊗ = not interchangeable; ⊗ ① ② = for example: revision 2 is not interchangeable w/revision 1

Right Hand Drive (S/N S1021-)



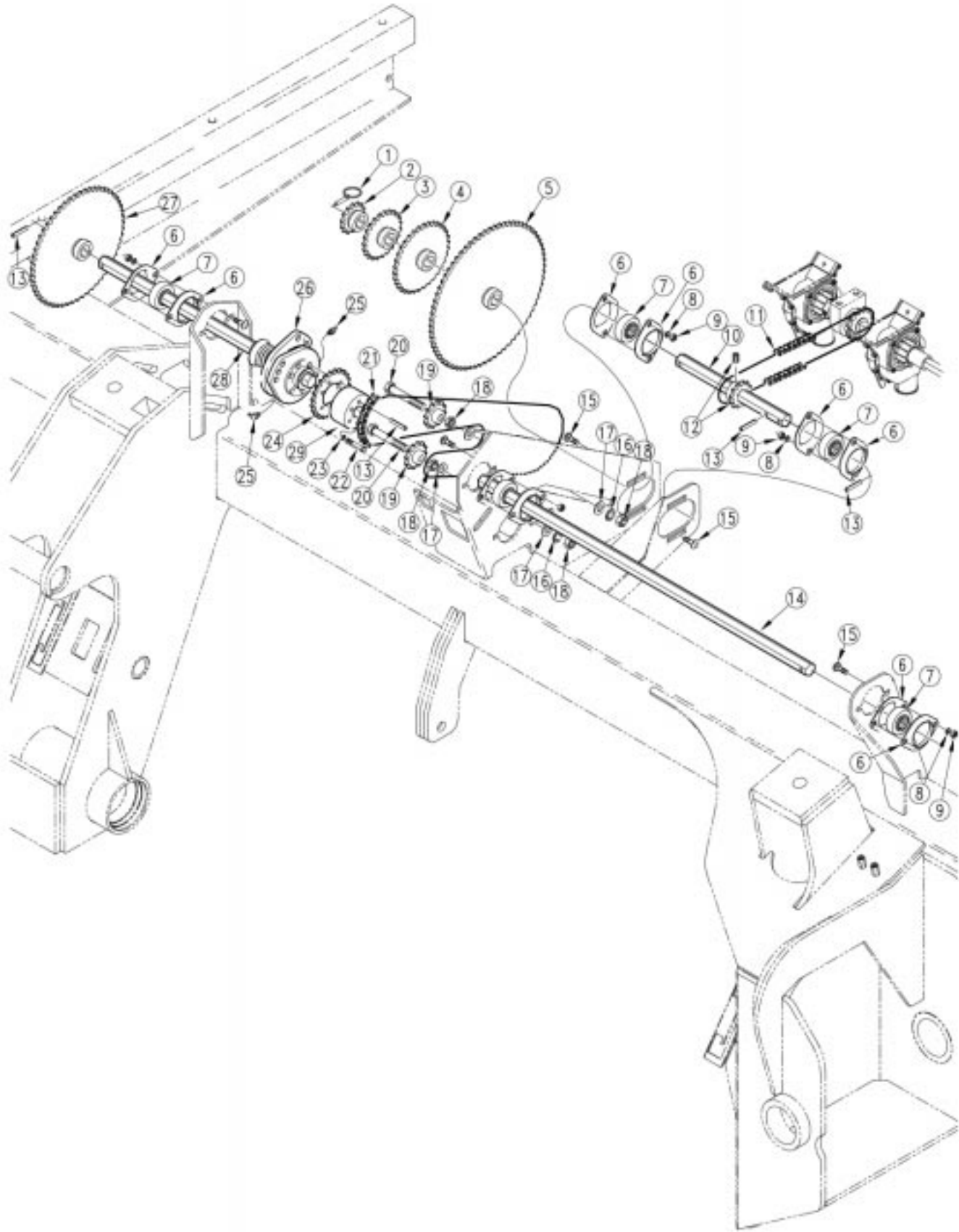
15459

Right Hand Drive (S/N S1021-)

Ref.	Part No.	Part Description	Comments
1.	805-240C	PIN LYNCH 3/16 X 1 9/16 LONG	
2.	195-137H	SPKT 40B14T WITH 7/8 HEX HUB	
3.	195-134H	SPKT 40B23T WITH 7/8 HEX HUB	
4.	195-135H	SPKT 40B34T WITH 7/8 HEX HUB	
5.	195-136H	SPKT 40B72T WITH 7/8 HEX HUB	
6.	822-032C	FLANGETTE 52 MST	
7.	822-119C	BRG.7/8HEX BR 52MM SPHRICAL OD	
8.	804-009C	WASHER LOCK SPRING 5/16 PLT	
9.	803-008C	NUT HEX 5/16-18 PLT	
10.	195-169D	SEED JACK SHAFT 7/8 HEX WING	Revised part. order w/#28, 808-143C 1st time only (see detail in illustration)
11.	809-149C	CHAIN RL #40 X 68 PITCH W/CON	
12.	195-138H	SPKT 40B12 WITH 7/8 HEX HUB	Order only if using original shaft
13.	805-180C	PIN ROLL 1/4 X 1 1/2 LG PLT	
14.	195-149D	POWER SHAFT 7/8 HEX RH	
15.	802-282C	RHSNB 5/16-18X1 GR5	
16.	804-015C	WASHER LOCK SPRING 1/2 PLT	
17.	804-113C	WASHER FLAT 1/2 USS HARD PLT	
18.	803-036C	NUT HEX JAM 1/2-13 PLT	
19.	817-025C	NO. 40 12T IDLER SPKT.	
20.	802-099C	HHCS 1/2-13X3 1/4 GR5	
21.	809-164C	CHAIN RL #40 X 129 PITCH W/CON	
22.	801-070C	HSHCS 1/4-20X3/4	
23.	804-006C	WASHER LOCK SPRING 1/4 PLT	
24.	152-283D	2SNT CLUTCH SPROCKET, 23T	
25.	800-058C	GREASE ZERK 1/4-28 X 45-DEG	
26.	176-044S	JAW CLUTCH CW 7/8 HEX SHORT	Refer to page 8-45 for breakdown. S/N S1399+
27.	195-264H	SPKT 50A57 WITH 7/8 HEX HUB	
	195-139H	SPKT 40B57T WITH 7/8 HEX HUB	
28.	808-143C	SPKT 40B12 7/8 HEX BORE W/SS	Order only if using revised shaft (ori- ent as shown in detail)

Legend: ● = 1st revision; ● = 2nd revision; ● = 3rd revision; ● = use up existing stock; ⊗ = not interchangeable; ⊗ ⊕ ● = for example: revision 2 is not interchangeable w/revision 1

Right Hand Drive (S/N S1022 - S/N S1562)



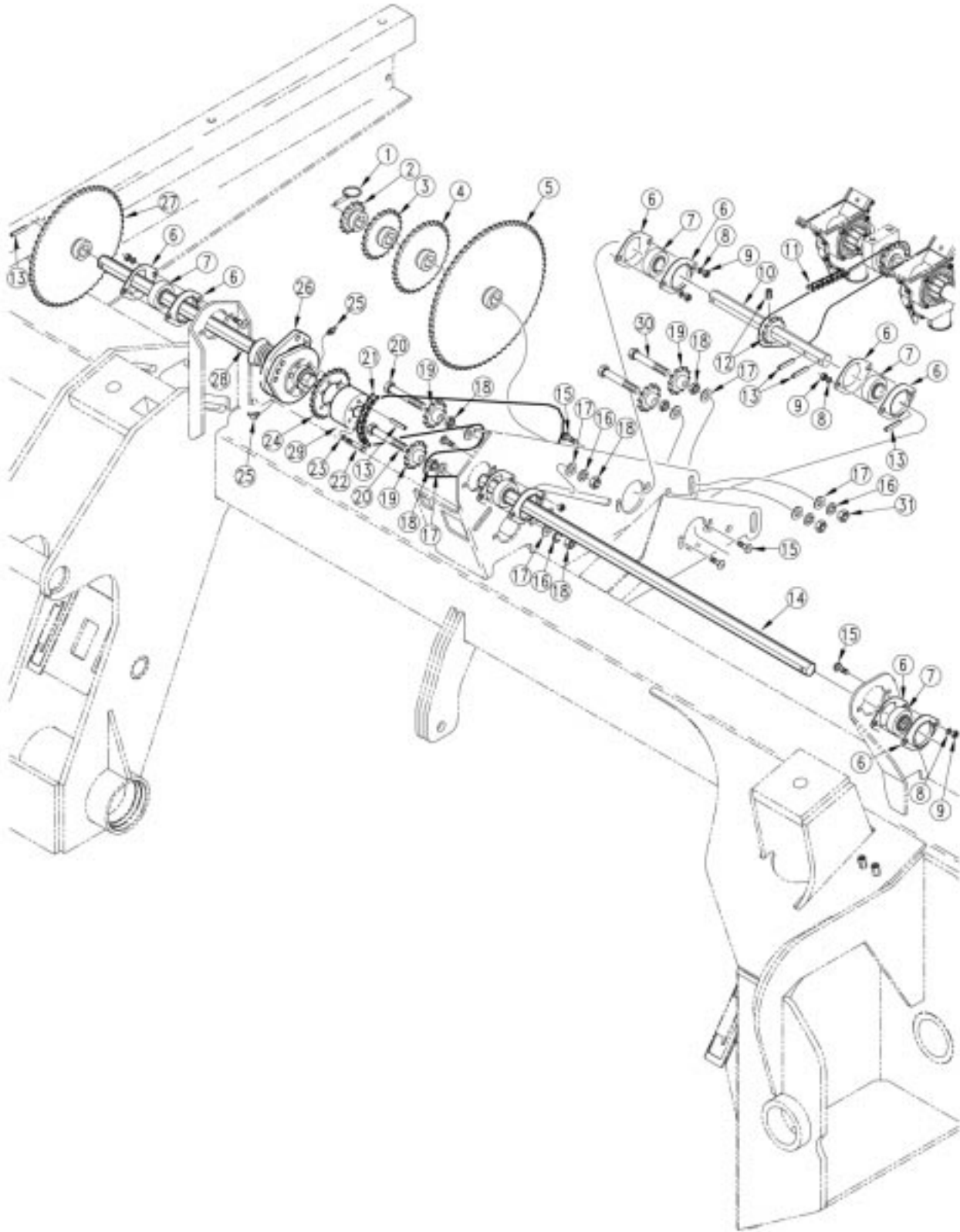
16066

Right Hand Drive (S/N S1022 - S/N S1562)

Ref.	Part No.	Part Description	Comments
1.	805-240C	PIN LYNCH 3/16 X 1 9/16 LONG	
2.	195-137H	SPKT 40B14T WITH 7/8 HEX HUB	
3.	195-134H	SPKT 40B23T WITH 7/8 HEX HUB	
4.	195-135H	SPKT 40B34T WITH 7/8 HEX HUB	
5.	195-136H	SPKT 40B72T WITH 7/8 HEX HUB	
6.	822-032C	FLANGETTE 52 MST	
7.	822-119C	BRG.7/8HEX BR 52MM SPHRICAL OD	
8.	804-009C	WASHER LOCK SPRING 5/16 PLT	
9.	803-008C	NUT HEX 5/16-18 PLT	
10.	195-169D	SEED JACK SHAFT 7/8 HEX WING	
11.	809-149C	CHAIN RL #40 X 68 PITCH W/CON	
12.	808-143C	SPKT 40B12 7/8 HEX BORE W/SS	
13.	805-180C	PIN ROLL 1/4 X 1 1/2 LG PLT	
14.	195-187D	POWER SHAFT 7/8 HEX RH OUTPUT	
15.	802-282C	RHSNB 5/16-18X1 GR5	
16.	804-015C	WASHER LOCK SPRING 1/2 PLT	
17.	804-113C	WASHER FLAT 1/2 USS HARD PLT	
18.	803-036C	NUT HEX JAM 1/2-13 PLT	
19.	817-025C	NO. 40 12T IDLER SPKT.	
20.	802-099C	HHCS 1/2-13X3 1/4 GR5	
21.	⊗ 136-122D	CHAIN RL #40 129 PITCHES	
	● ① 809-164C	REP BY 136-122D	
22.	802-551C	HHCS 1/4-20X2 1/4 GR5	
23.	804-006C	WASHER LOCK SPRING 1/4 PLT	
24.	⊗ 808-240C	SPKT 40A23X1.813-1.818 BR/6HOL	
	● ① 152-283D	SPKT 23T REPLACED BY 808-240C	
25.	800-058C	GREASE ZERK 1/4-28 X 45-DEG	
26.	176-042S	JAW CLUTCH CW EXT 7/8 HEX	Refer to page 8-45 for breakdown.
27.	195-264H	SPKT 50A57 WITH 7/8 HEX HUB	
	195-139H	SPKT 40B57T WITH 7/8 HEX HUB	
28.	195-186D	POWER SHAFT 7/8 HEX RH INPUT	
29.	195-170D	CLUTCH ADAPTOR 7/8 HEX BORE	

Legend: ● = 1st revision; ⊗ = 2nd revision; ⊗ = 3rd revision; ● = use up existing stock; ⊗ = not interchangeable; ⊗ ① = for example: revision 2 is not interchangeable w/revision 1

Right Hand Drive (S/N S1563+)



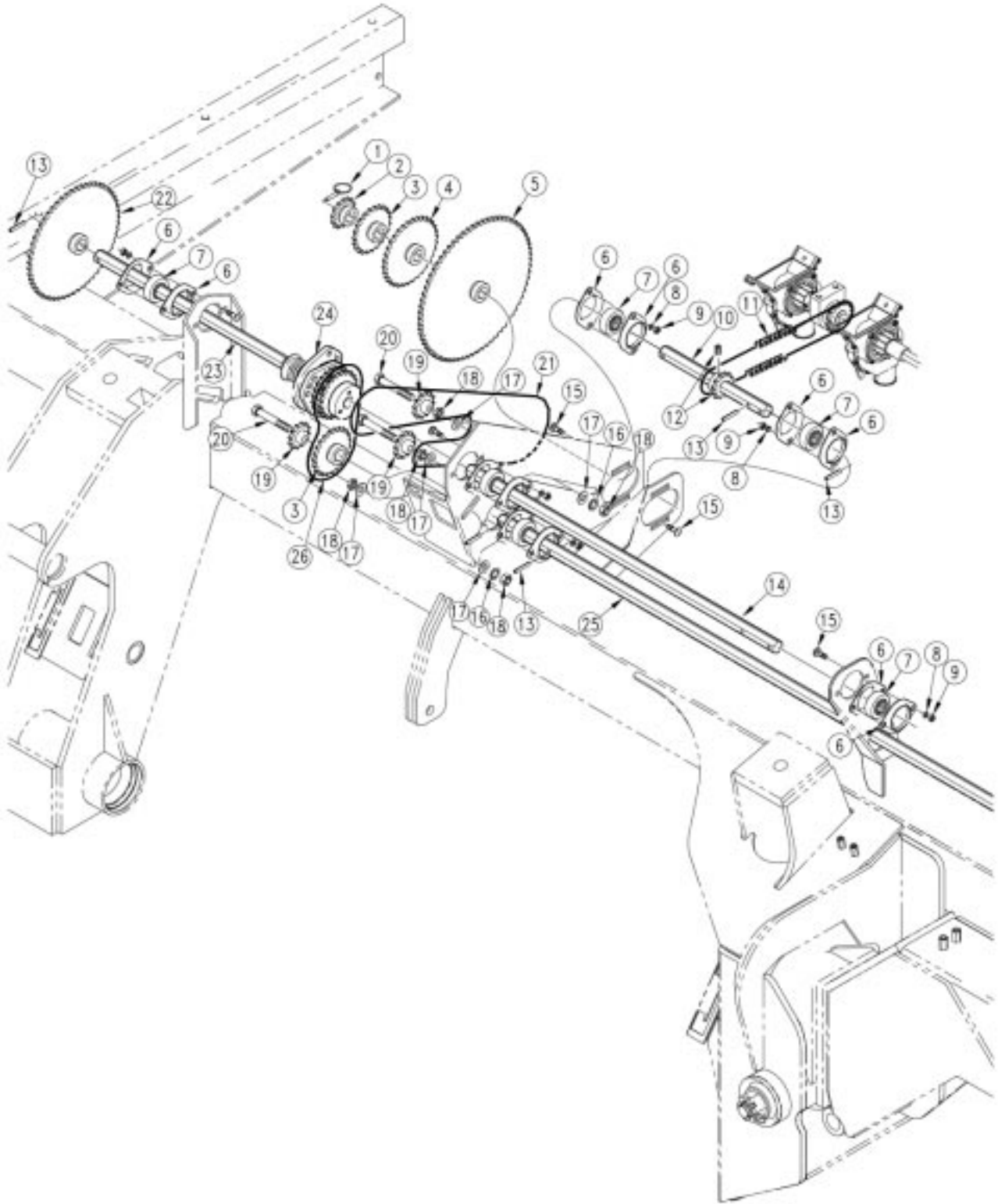
21631

Right Hand Drive (S/N S1563+)

Ref.	Part No.	Part Description	Comments
1.	805-240C	PIN LYNCH 3/16 X 1 9/16 LONG	
2.	195-137H	SPKT 40B14T WITH 7/8 HEX HUB	
3.	195-134H	SPKT 40B23T WITH 7/8 HEX HUB	
4.	195-135H	SPKT 40B34T WITH 7/8 HEX HUB	
5.	195-136H	SPKT 40B72T WITH 7/8 HEX HUB	
6.	822-032C	FLANGETTE 52 MST	
7.	822-119C	BRG.7/8HEX BR 52MM SPHRICAL OD	
8.	804-009C	WASHER LOCK SPRING 5/16 PLT	
9.	803-008C	NUT HEX 5/16-18 PLT	
10.	195-169D	SEED JACK SHAFT 7/8 HEX WING	
11.	809-149C	CHAIN RL #40 X 68 PITCH W/CON	
12.	808-143C	SPKT 40B12 7/8 HEX BORE W/SS	
13.	805-180C	PIN ROLL 1/4 X 1 1/2 LG PLT	
14.	195-187D	POWER SHAFT 7/8 HEX RH OUTPUT	
15.	802-282C	RHSNB 5/16-18X1 GR5	
16.	804-015C	WASHER LOCK SPRING 1/2 PLT	
17.	804-113C	WASHER FLAT 1/2 USS HARD PLT	
18.	803-036C	NUT HEX JAM 1/2-13 PLT	
19.	817-025C	NO. 40 12T IDLER SPKT.	
20.	802-099C	HHCS 1/2-13X3 1/4 GR5	
21.	136-122D	CHAIN RL #40 129 PITCHES	
22.	802-551C	HHCS 1/4-20X2 1/4 GR5	
23.	804-006C	WASHER LOCK SPRING 1/4 PLT	
24.	808-240C	SPKT 40A23X1.813-1.818 BR/6HOL	
25.	800-058C	GREASE ZERK 1/4-28 X 45-DEG	
26.	176-042S	JAW CLUTCH CW EXT 7/8 HEX	Refer to page 8-45 for breakdown.
27.	195-264H	SPKT 50A57 WITH 7/8 HEX HUB	
	195-139H	SPKT 40B57T WITH 7/8 HEX HUB	
28.	195-186D	POWER SHAFT 7/8 HEX RH INPUT	
29.	195-170D	CLUTCH ADAPTOR 7/8 HEX BORE	
30.	802-413C	HHCS 1/2-13X4 1/2 GR5	
31.	803-169C	NUT HEX FLG. LOCK 1/2-13 PLT.	

Legend: ● = 1st revision; ● = 2nd revision; ● = 3rd revision; ● = use up existing stock; ⊗ = not interchangeable; ⊗ ⊕ ● = for example: revision 2 is not interchangeable w/revision 1

Right Hand Fertilizer (S/N S1562-)



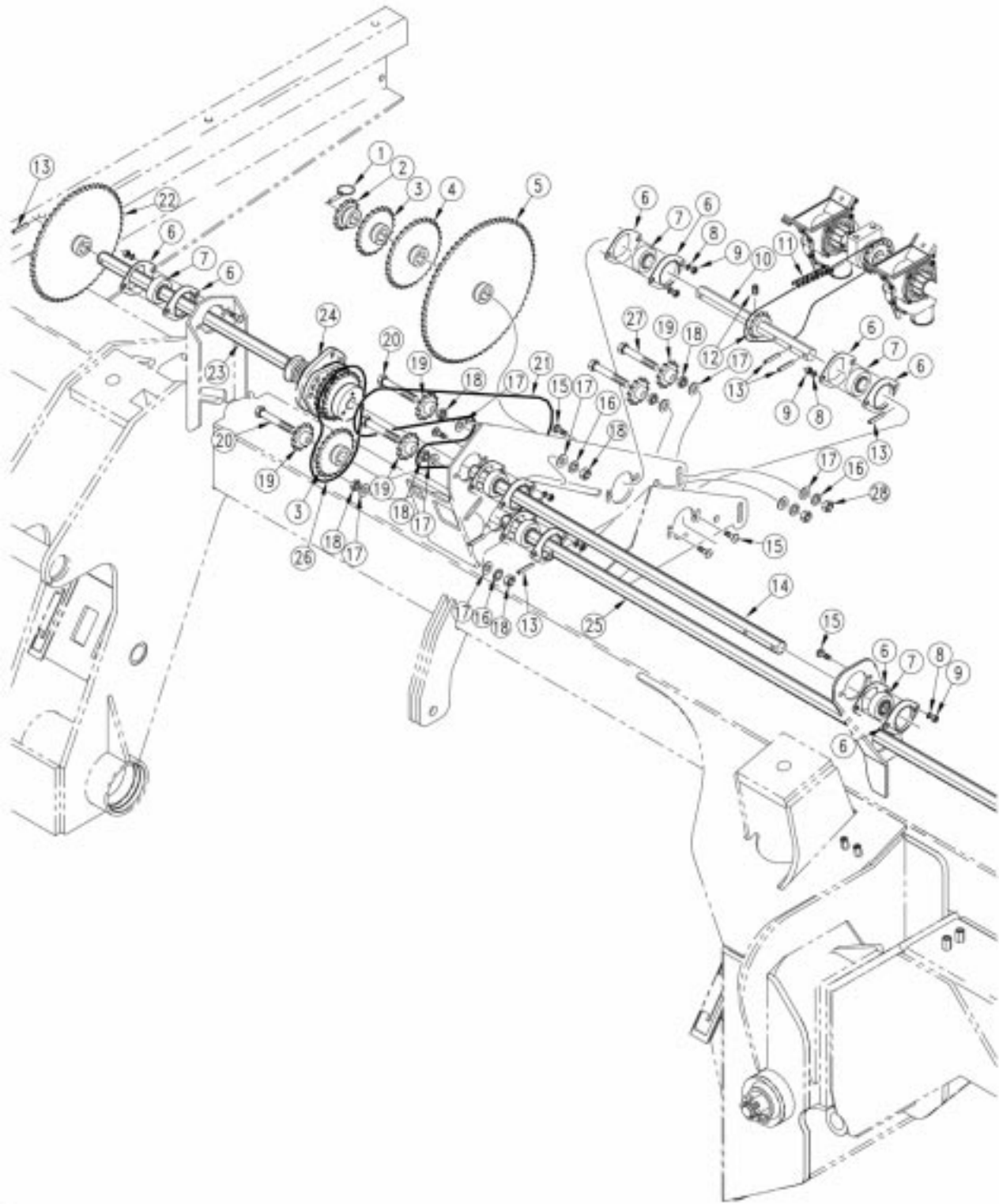
16421

Right Hand Fertilizer (S/N S1562-)

Ref.	Part No.	Part Description	Comments
1.	805-240C	PIN LYNCH 3/16 X 1 9/16 LONG	
2.	195-137H	SPKT 40B14T WITH 7/8 HEX HUB	
3.	195-134H	SPKT 40B23T WITH 7/8 HEX HUB	
4.	195-135H	SPKT 40B34T WITH 7/8 HEX HUB	
5.	195-136H	SPKT 40B72T WITH 7/8 HEX HUB	
6.	822-032C	FLANGETTE 52 MST	
7.	822-119C	BRG.7/8HEX BR 52MM SPHRICAL OD	
8.	804-009C	WASHER LOCK SPRING 5/16 PLT	
9.	803-008C	NUT HEX 5/16-18 PLT	
10.	195-169D	SEED JACK SHAFT 7/8 HEX WING	
11.	809-149C	CHAIN RL #40 X 68 PITCH W/CON	
12.	808-143C	SPKT 40B12 7/8 HEX BORE W/SS	
13.	805-180C	PIN ROLL 1/4 X 1 1/2 LG PLT	
14.	195-187D	POWER SHAFT 7/8 HEX RH OUTPUT	
15.	802-282C	RHSNB 5/16-18X1 GR5	
16.	804-015C	WASHER LOCK SPRING 1/2 PLT	
17.	804-113C	WASHER FLAT 1/2 USS HARD PLT	
18.	803-036C	NUT HEX JAM 1/2-13 PLT	
19.	817-025C	NO. 40 12T IDLER SPKT.	
20.	802-099C	HHCS 1/2-13X3 1/4 GR5	
21.	809-164C	CHAIN RL #40 X 129 PITCH W/CON	
22.	195-264H	SPKT 50A57 WITH 7/8 HEX HUB	S/N S1399+
	195-139H	SPKT 40B57T WITH 7/8 HEX HUB	
23.	195-186D	POWER SHAFT 7/8 HEX RH INPUT	
24.	195-186K	3S-3000F RH WING CLUTCH ASSY	Refer to page 8-47 for breakdown.
25.	195-211D	HEX SHAFT 7/8, AUXILIARY POWER	
26.	809-071C	CHAIN RL #40 X 51 PITCH	

Legend: ● = 1st revision; ● = 2nd revision; ● = 3rd revision; ● = use up existing stock; ⊗ = not interchangeable; ⊗ ① ● = for example: revision 2 is not interchangeable w/revision 1

Right Hand Fertilizer (S/N S1563+)



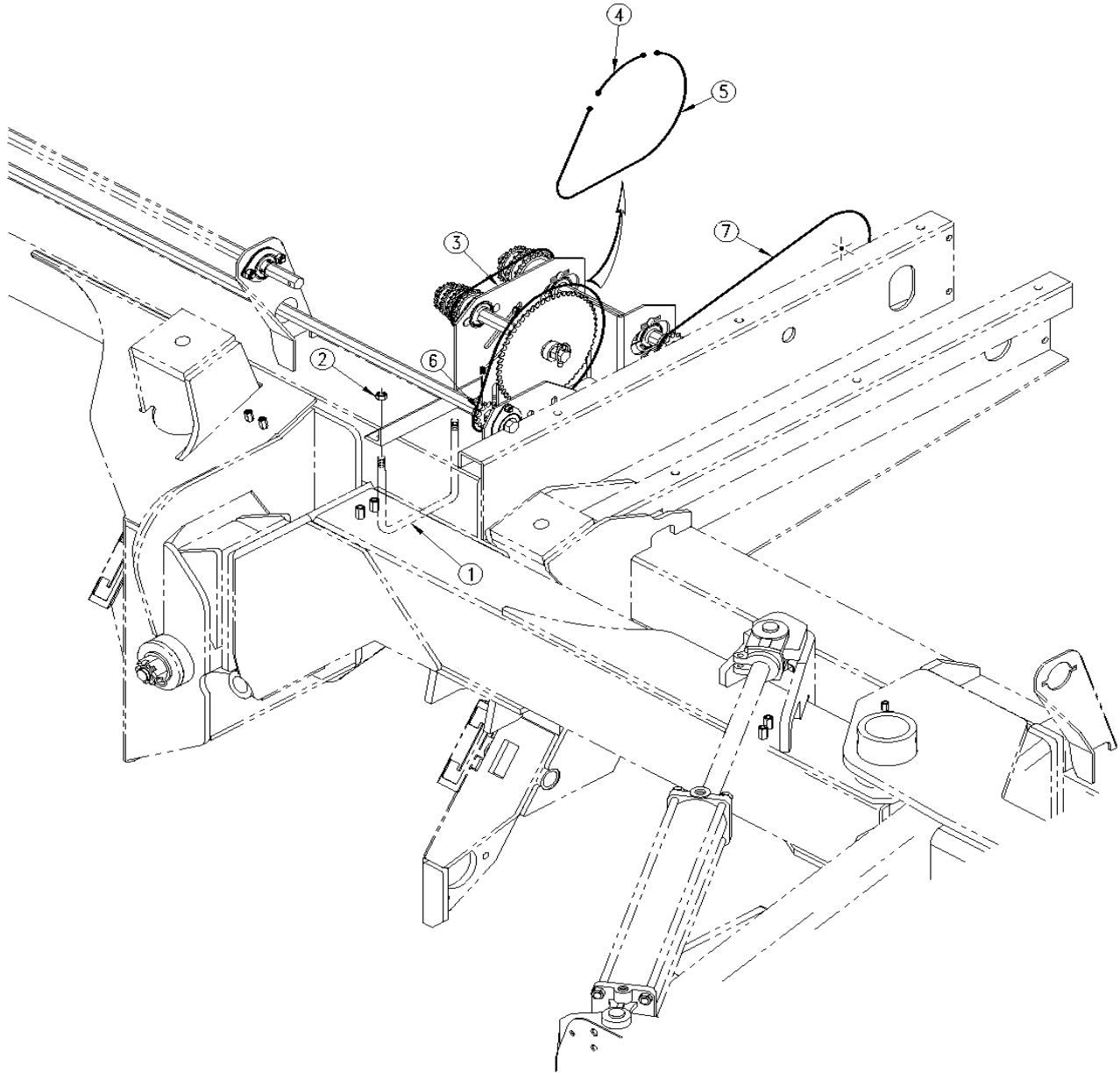
21632

Right Hand Fertilizer (S/N S1563+)

Ref.	Part No.	Part Description	Comments
1.	805-240C	PIN LYNCH 3/16 X 1 9/16 LONG	
2.	195-137H	SPKT 40B14T WITH 7/8 HEX HUB	
3.	195-134H	SPKT 40B23T WITH 7/8 HEX HUB	
4.	195-135H	SPKT 40B34T WITH 7/8 HEX HUB	
5.	195-136H	SPKT 40B72T WITH 7/8 HEX HUB	
6.	822-032C	FLANGETTE 52 MST	
7.	822-119C	BRG.7/8HEX BR 52MM SPHRICAL OD	
8.	804-009C	WASHER LOCK SPRING 5/16 PLT	
9.	803-008C	NUT HEX 5/16-18 PLT	
10.	195-169D	SEED JACK SHAFT 7/8 HEX WING	
11.	809-149C	CHAIN RL #40 X 68 PITCH W/CON	
12.	808-143C	SPKT 40B12 7/8 HEX BORE W/SS	
13.	805-180C	PIN ROLL 1/4 X 1 1/2 LG PLT	
14.	195-187D	POWER SHAFT 7/8 HEX RH OUTPUT	
15.	802-282C	RHSNB 5/16-18X1 GR5	
16.	804-015C	WASHER LOCK SPRING 1/2 PLT	
17.	804-113C	WASHER FLAT 1/2 USS HARD PLT	
18.	803-036C	NUT HEX JAM 1/2-13 PLT	
19.	817-025C	NO. 40 12T IDLER SPKT.	
20.	802-099C	HHCS 1/2-13X3 1/4 GR5	
21.	809-164C	CHAIN RL #40 X 129 PITCH W/CON	
22.	195-264H	SPKT 50A57 WITH 7/8 HEX HUB	
23.	195-186D	POWER SHAFT 7/8 HEX RH INPUT	
24.	195-186K	3S-3000F RH WING CLUTCH ASSY	Refer to page 8-47 for breakdown.
25.	195-211D	HEX SHAFT 7/8, AUXILIARY POWER	
26.	809-071C	CHAIN RL #40 X 51 PITCH	
27.	802-413C	HHCS 1/2-13X4 1/2 GR5	
28.	803-169C	NUT HEX FLG. LOCK 1/2-13 PLT.	

Legend: ● = 1st revision; ● = 2nd revision; ● = 3rd revision; ● = use up existing stock; ⊗ = not interchangeable; ⊗ ① ● = for example: revision 2 is not interchangeable w/revision 1

Right Hand Drive Fertilizer (Continued)



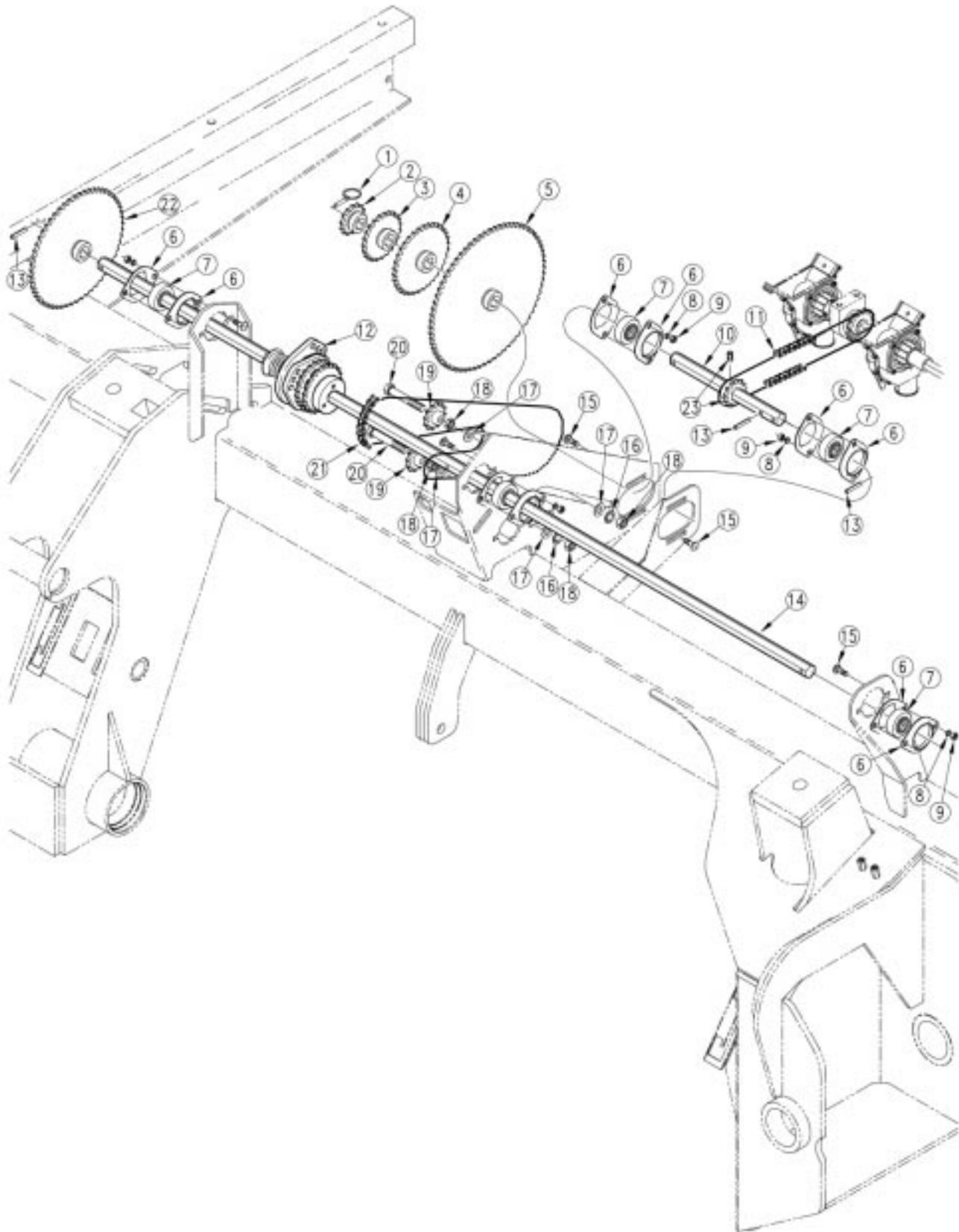
16426

Right Hand Drive Fertilizer (Continued)

Ref.	Part No.	Part Description	Comments
1.	806-060C	U-BOLT 1/2-13 X 6 1/32 X 7 1/4	
2.	803-019C	NUT LOCK 1/2-13 PLT	
3.	195-184S	FERTILIZER DRIVE SUBASSY	Refer to page 8-41 for breakdown.
4.	809-146C	CHAIN RL #40 X 16 PITCH W/CON	
5.	809-160C	CHAIN RL #40 X 43 PITCH W/CON	
6.	808-143C	SPKT 40B12 7/8 HEX BORE W/SS	
7.	809-045C	CHAIN RL #40 X 109 PITCH	

Legend: ● = 1st revision; ● = 2nd revision; ● = 3rd revision; ● = use up existing stock; ⊗ = not interchangeable; ⊗ ① ● = for example: revision 2 is not interchangeable w/revision 1

Right Hand Drive Point Row (Option) (S/N S1562-)



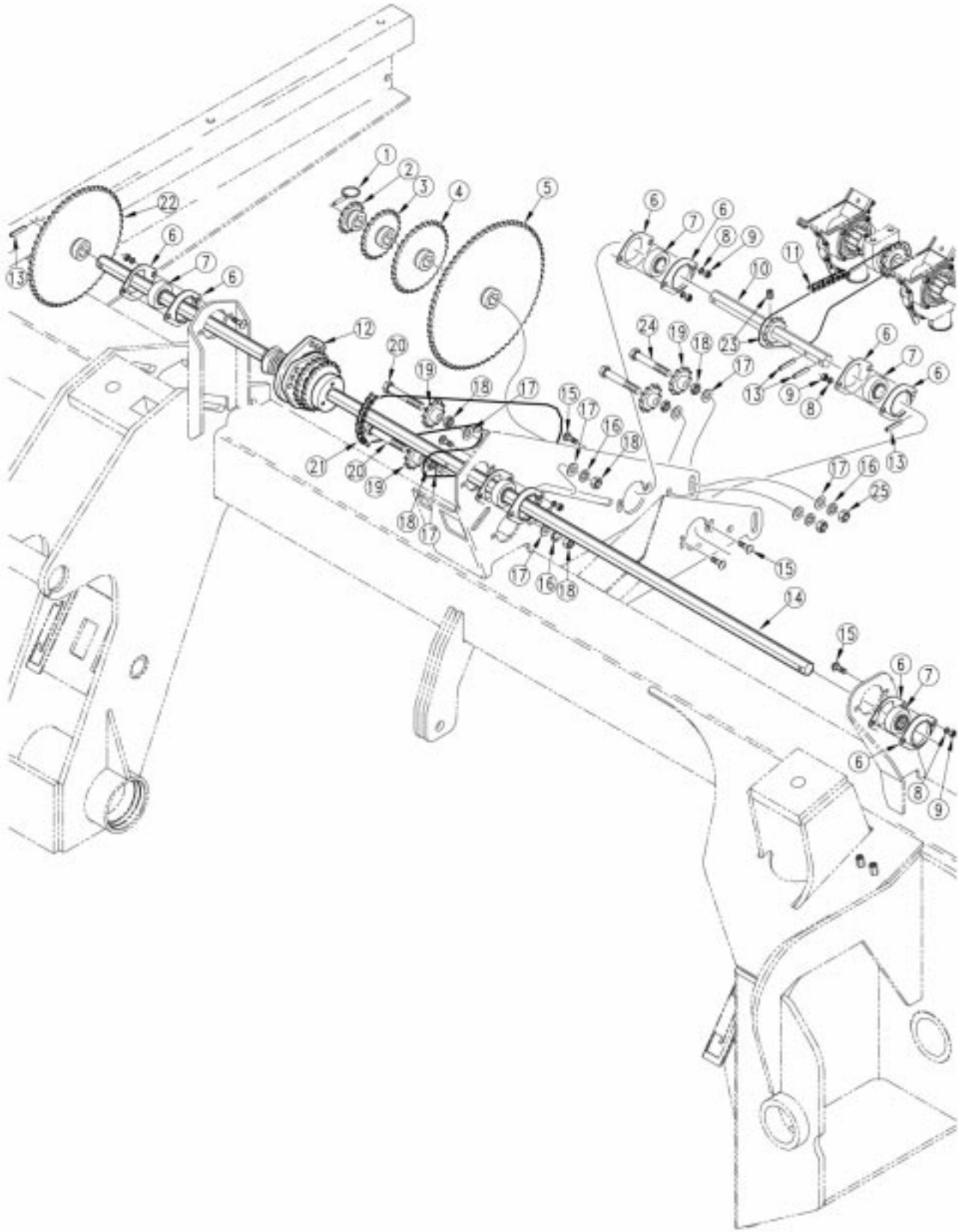
17023

Right Hand Drive Point Row (Option) (S/N S1562-)

Ref.	Part No.	Part Description	Comments
1.	805-240C	PIN LYNCH 3/16 X 1 9/16 LONG	
2.	195-137H	SPKT 40B14T WITH 7/8 HEX HUB	
3.	195-134H	SPKT 40B23T WITH 7/8 HEX HUB	
4.	195-135H	SPKT 40B34T WITH 7/8 HEX HUB	
5.	195-136H	SPKT 40B72T WITH 7/8 HEX HUB	
6.	822-032C	FLANGETTE 52 MST	
7.	822-119C	BRG.7/8HEX BR 52MM SPHRICAL OD	
8.	804-009C	WASHER LOCK SPRING 5/16 PLT	
9.	803-008C	NUT HEX 5/16-18 PLT	
10.	195-169D	SEED JACK SHAFT 7/8 HEX WING	
11.	809-149C	CHAIN RL #40 X 68 PITCH W/CON	
12.	195-187K	3S-3000F LH WING CLUTCH ASSY	Refer to page 8-49 for breakdown..
13.	805-180C	PIN ROLL 1/4 X 1 1/2 LG PLT	
14.	195-232D	SHAFT 7/8 HEX, POINT ROW-RH	
15.	802-282C	RHSNB 5/16-18X1 GR5	
16.	804-015C	WASHER LOCK SPRING 1/2 PLT	
17.	804-113C	WASHER FLAT 1/2 USS HARD PLT	
18.	803-036C	NUT HEX JAM 1/2-13 PLT	
19.	817-025C	NO. 40 12T IDLER SPKT.	
20.	802-099C	HHCS 1/2-13X3 1/4 GR5	
21.	136-122D	CHAIN RL #40 129 PITCHES	
22.	195-264H	SPKT 50A57 WITH 7/8 HEX HUB	S/N S1399+
	195-139H	SPKT 40B57T WITH 7/8 HEX HUB	S/N S1398-
23.	808-143C	SPKT 40B12 7/8 HEX BORE W/SS	

Legend: ● = 1st revision; ● = 2nd revision; ● = 3rd revision; ● = use up existing stock; ⊗ = not interchangeable; ⊗ ① ● = for example: revision 2 is not interchangeable w/revision 1

Right Hand Drive Point Row (Option) (S/N S1563 +)



21633

Right Hand Drive Point Row (Option) (S/N S1563 +)

Ref.	Part No.	Part Description	Comments
1.	805-240C	PIN LYNCH 3/16 X 1 9/16 LONG	
2.	195-137H	SPKT 40B14T WITH 7/8 HEX HUB	
3.	195-134H	SPKT 40B23T WITH 7/8 HEX HUB	
4.	195-135H	SPKT 40B34T WITH 7/8 HEX HUB	
5.	195-136H	SPKT 40B72T WITH 7/8 HEX HUB	
6.	822-032C	FLANGETTE 52 MST	
7.	822-119C	BRG.7/8HEX BR 52MM SPHRICAL OD	
8.	804-009C	WASHER LOCK SPRING 5/16 PLT	
9.	803-008C	NUT HEX 5/16-18 PLT	
10.	195-169D	SEED JACK SHAFT 7/8 HEX WING	
11.	809-149C	CHAIN RL #40 X 68 PITCH W/CON	
12.	195-187K	3S-3000F LH WING CLUTCH ASSY	Refer to page 8-49 for breakdown..
13.	805-180C	PIN ROLL 1/4 X 1 1/2 LG PLT	
14.	195-232D	SHAFT 7/8 HEX, POINT ROW-RH	
15.	802-282C	RHSNB 5/16-18X1 GR5	
16.	804-015C	WASHER LOCK SPRING 1/2 PLT	
17.	804-113C	WASHER FLAT 1/2 USS HARD PLT	
18.	803-036C	NUT HEX JAM 1/2-13 PLT	
19.	817-025C	NO. 40 12T IDLER SPKT.	
20.	802-099C	HHCS 1/2-13X3 1/4 GR5	
21.	136-122D	CHAIN RL #40 129 PITCHES	
22.	195-264H	SPKT 50A57 WITH 7/8 HEX HUB	
23.	808-143C	SPKT 40B12 7/8 HEX BORE W/SS	
24.	802-413C	HHCS 1/2-13X4 1/2 GR5	
25.	803-169C	NUT HEX FLG. LOCK 1/2-13 PLT.	

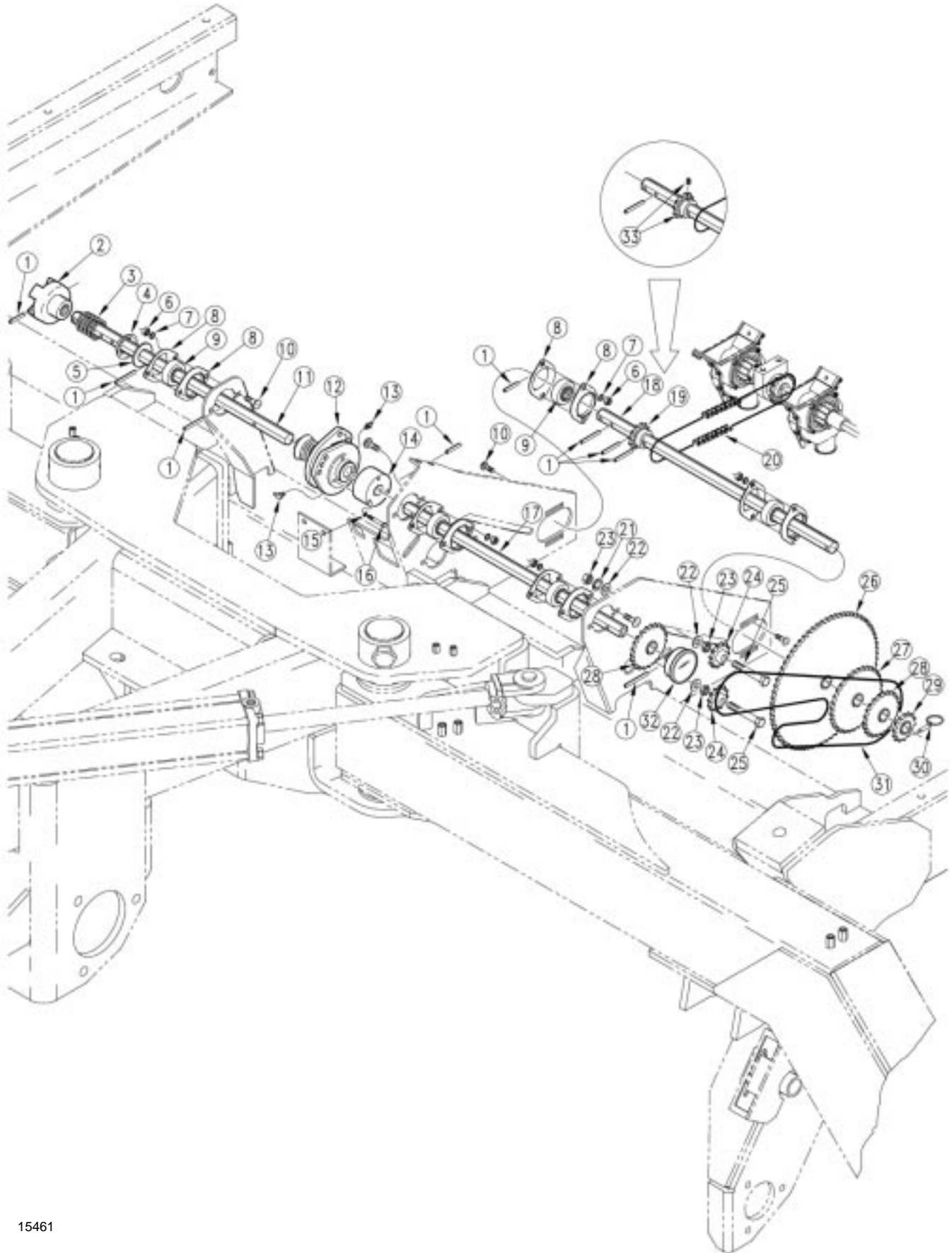
Legend: ● = 1st revision; ● = 2nd revision; ● = 3rd revision; ● = use up existing stock; ⊗ = not interchangeable; ⊗ ① ● = for example: revision 2 is not interchangeable w/revision 1

Center Drive

Ref.	Part No.	Part Description	Comments
1.	195-129H	U-JOINT YOKE, 7/8 HEX BORE	
2.	805-180C	PIN ROLL 1/4 X 1 1/2 LG PLT	
3.	805-067C	PIN COTTER 1/8 X 3/4	
4.	195-157D	U-JOINT PIN 3/8	
5.	817-273C	U-JOINT NYLATRON CROSS BLOCK	
6.	195-152D	HEX SHFT 7/8TELESCOPING 25 3/4	
7.	800-016C	UPPER FERT HOSE CLAMP RATCHET	
8.	816-242C	SEED HOSE-BELLOWS 1.75IDX36RIB	
9.	195-153D	TELESCOPING TUBE 7/8 HEX BORE	
10.	800-001C	GREASE ZERK STRAIGHT 1/4-28	
11.	195-151D	HEX SHAFT 7/8 BREAKAWAY	
12.	804-016C	WASHER FLAT 1/2 SAE PLT	
13.	804-015C	WASHER LOCK SPRING 1/2 PLT	
14.	803-020C	NUT HEX 1/2-13 PLT	
15.	802-282C	RHSNB 5/16-18X1 GR5	
16.	195-128H	BREAKAWAY BEARING TOOLBAR BRKT	
17.	822-032C	FLANGETTE 52 MST	
18.	822-119C	BRG.7/8HEX BR 52MM SPHRICAL OD	
19.	804-009C	WASHER LOCK SPRING 5/16 PLT	
20.	803-008C	NUT HEX 5/16-18 PLT	
21.	802-088C	RHSNB 5/8-11X2 GR5	
22.	195-108D	BRKAWAY CLUTCH 7/8 HX SHORT BR	
23.	194-150D	BREAK AWAY ADJUSTMENT PLATE	
24.	802-106C	RHSNB 1/2-13X1 1/2 GR5	
25.	804-019C	WASHER FLAT 5/8 USS PLT	
26.	804-022C	WASHER LOCK SPRING 5/8 PLT	
27.	803-021C	NUT HEX 5/8-11 PLT	

Legend: ● = 1st revision; ● = 2nd revision; ● = 3rd revision; ● = use up existing stock; ⊗ = not interchangeable; ⊗ ① ● = for example: revision 2 is not interchangeable w/revision 1

Center Drive (Continued) (S/N S1021-)



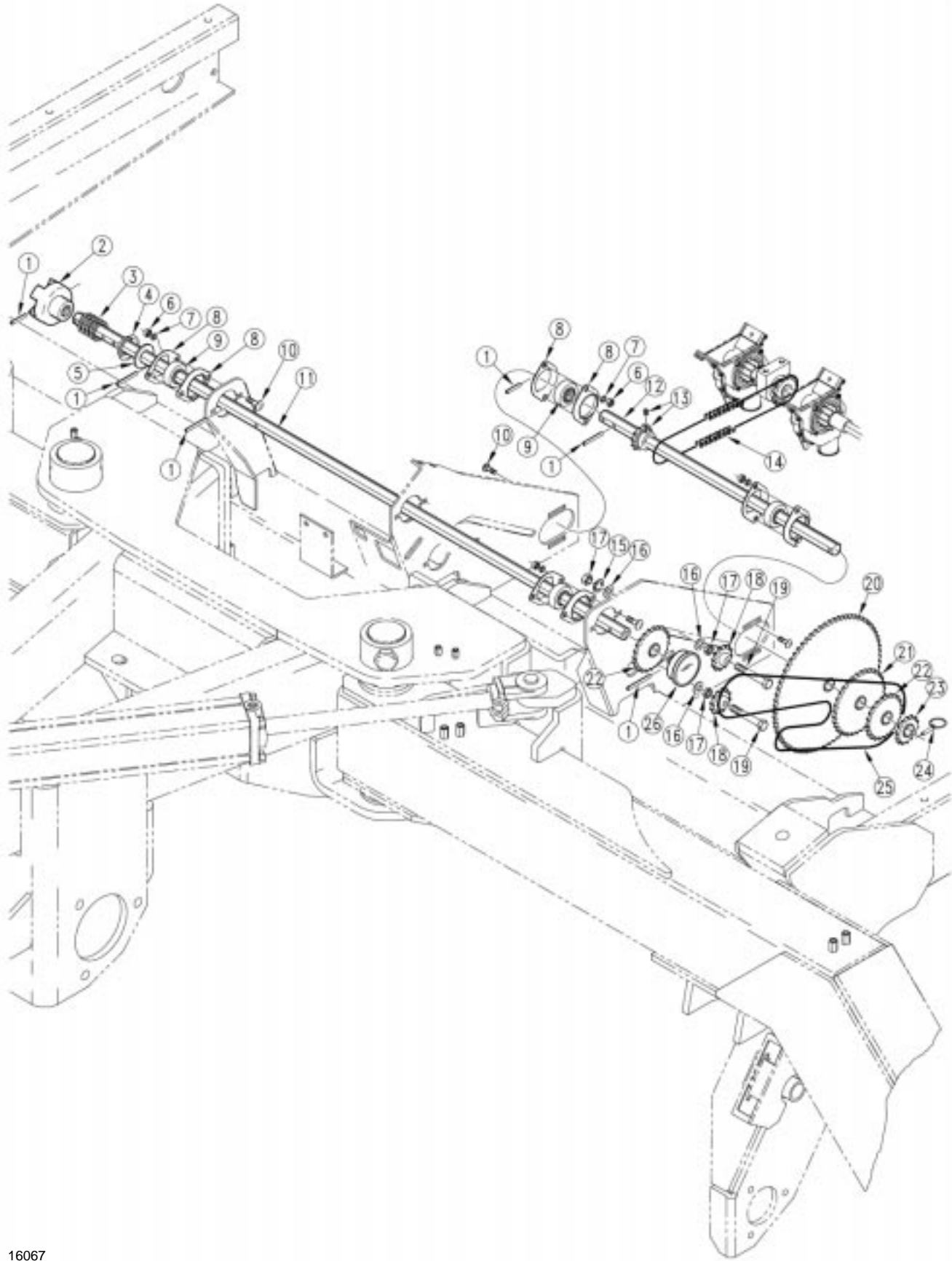
15461

Center Drive (Continued) (S/N S1021-)

Ref.	Part No.	Part Description	Comments
1.	805-180C	PIN ROLL 1/4 X 1 1/2 LG PLT	
2.	195-109D	BRKAWAY CLUTCH 7/8 HX LONG BR	
3.	807-097C	SPRING COMP 2 1/16 OD X 4 LG	
4.	176-066D	CLUTCH SPRING RETAINER	
5.	804-061C	WASHER MACH 1.50 X 1.00 X 18GA	
6.	803-008C	NUT HEX 5/16-18 PLT	
7.	804-009C	WASHER LOCK SPRING 5/16 PLT	
8.	822-032C	FLANGETTE 52 MST	
9.	822-119C	BRG.7/8HEX BR 52MM SPHRICAL OD	
10.	802-282C	RHSNB 5/16-18X1 GR5	
11.	195-150D	POWER SHAFT 7/8 HEX CENTER	
12.	176-044S	JAW CLUTCH CW 7/8 HEX SHORT	Refer to page 8-45 for breakdown.
13.	800-058C	GREASE ZERK 1/4-28 X 45-DEG	
14.	195-170D	CLUTCH ADAPTOR 7/8 HEX BORE	
15.	804-006C	WASHER LOCK SPRING 1/4 PLT	
16.	802-152C	HHCS 1/4-20X2 GR5	
17.	195-168D	POWER SHAFT 7/8 HEX CTR CLUTCH	
18.	195-172D	SEED JACKSHAFT 7/8 HEX CENTER	Revised. Deleted 2 sprocket roll pin holes. Order w/ #33, 808-143C 1st time
19.	195-138H	SPKT 40B12T WITH 7/8 HEX HUB	Order only if using original shaft
20.	809-149C	CHAIN RL #40 X 68 PITCH W/CON	
21.	804-015C	WASHER LOCK SPRING 1/2 PLT	
22.	804-113C	WASHER FLAT 1/2 USS HARD PLT	
23.	803-036C	NUT HEX JAM 1/2-13 PLT	
24.	817-025C	NO. 40 12T IDLER SPKT.	
25.	802-099C	HHCS 1/2-13X3 1/4 GR5	
26.	195-136H	SPKT 40B72T WITH 7/8 HEX HUB	
27.	195-135H	SPKT 40B34T WITH 7/8 HEX HUB	
28.	195-134H	SPKT 40B23T WITH 7/8 HEX HUB	
29.	195-137H	SPKT 40B14T WITH 7/8 HEX HUB	
30.	805-240C	PIN LYNCH 3/16 X 1 9/16 LONG	
31.	809-164C	CHAIN RL #40 X 129 PITCH W/CON	
32.	890-516C	ACREMEETER 30'-3S 9.5L X 15	
33.	808-143C	SPKT 40B12 7/8 HEX BORE W/SS	Order only if using revised shaft.

Legend: ● = 1st revision; ● = 2nd revision; ● = 3rd revision; ● = use up existing stock; ⊗ = not interchangeable; ⊗ ⊕ ● = for example: revision 2 is not interchangeable w/revision 1

Center Drive (Continued) (S/N S1022 - S/N S1562)



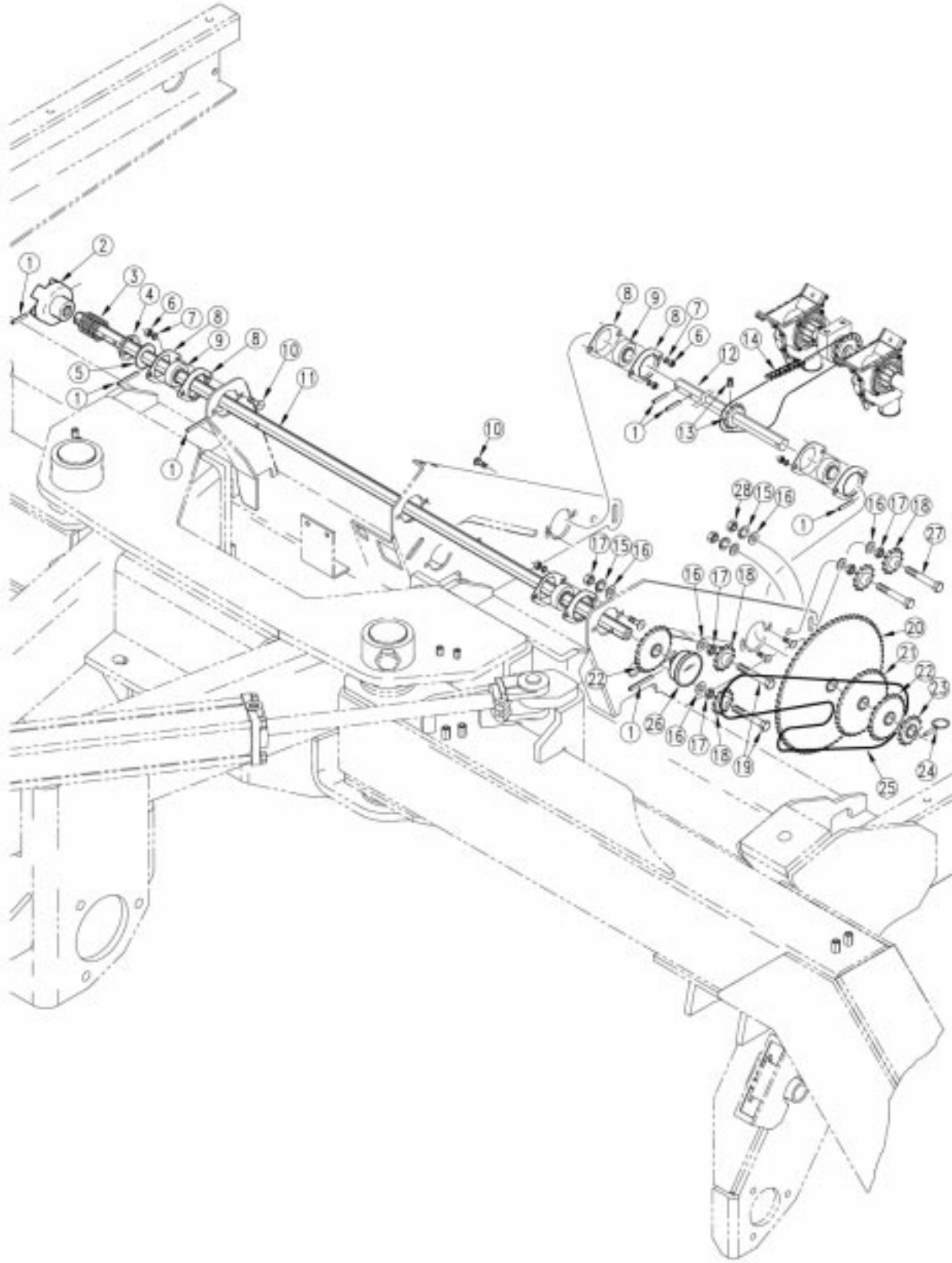
16067

Center Drive (Continued) (S/N S1022 - S/N S1562)

Ref.	Part No.	Part Description	Comments
1.	805-180C	PIN ROLL 1/4 X 1 1/2 LG PLT	
2.	195-109D	BRKAWAY CLUTCH 7/8 HX LONG BR	
3.	807-097C	SPRING COMP 2 1/16 OD X 4 LG	
4.	176-066D	CLUTCH SPRING RETAINER	
5.	804-061C	WASHER MACH 1.50 X 1.00 X 18GA	
6.	803-008C	NUT HEX 5/16-18 PLT	
7.	804-009C	WASHER LOCK SPRING 5/16 PLT	
8.	822-032C	FLANGETTE 52 MST	
9.	822-119C	BRG.7/8HEX BR 52MM SPHRICAL OD	
10.	802-282C	RHSNB 5/16-18X1 GR5	
11.	195-188D	POWER SHAFT 7/8 HEX CENTER	
12.	195-172D	SEED JACKSHAFT 7/8 HEX CENTER	
13.	808-143C	SPKT 40B12 7/8 HEX BORE W/SS	
14.	809-149C	CHAIN RL #40 X 68 PITCH W/CON	
15.	804-015C	WASHER LOCK SPRING 1/2 PLT	
16.	804-113C	WASHER FLAT 1/2 USS HARD PLT	
17.	803-036C	NUT HEX JAM 1/2-13 PLT	
18.	817-025C	NO. 40 12T IDLER SPKT.	
19.	802-099C	HHCS 1/2-13X3 1/4 GR5	
20.	195-136H	SPKT 40B72T WITH 7/8 HEX HUB	
21.	195-135H	SPKT 40B34T WITH 7/8 HEX HUB	
22.	195-134H	SPKT 40B23T WITH 7/8 HEX HUB	
23.	195-137H	SPKT 40B14T WITH 7/8 HEX HUB	
24.	805-240C	PIN LYNCH 3/16 X 1 9/16 LONG	
25.	809-164C	CHAIN RL #40 X 129 PITCH W/CON	
26.	890-516C	ACREMETER 30'-3S 9.5L X 15	

Legend: ● = 1st revision; ● = 2nd revision; ● = 3rd revision; ● = use up existing stock; ⊗ = not interchangeable; ⊗ ① ● = for example: revision 2 is not interchangeable w/revision 1

Center Drive (Continued) (S/N S1563 +)



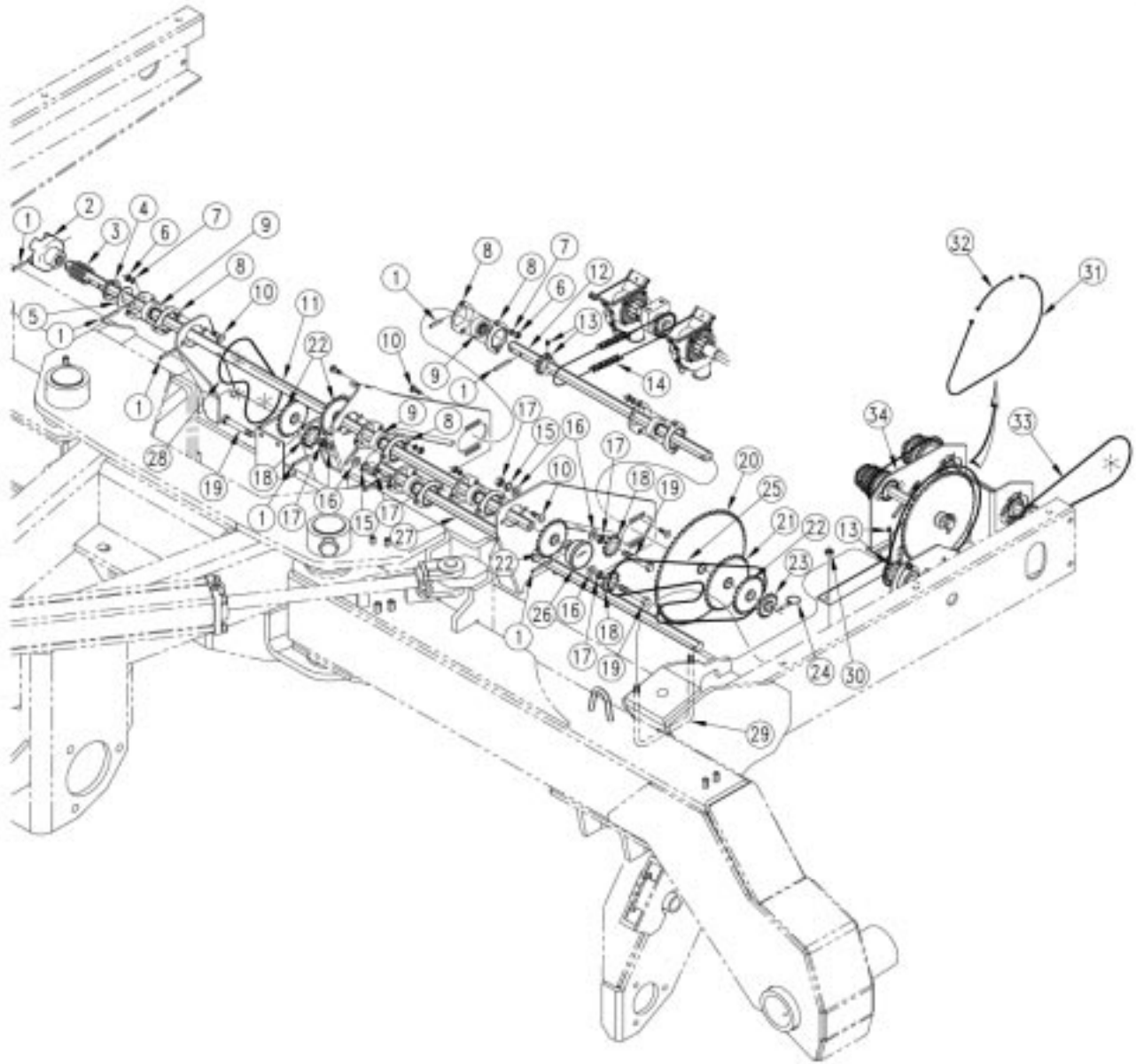
21634

Center Drive (Continued) (S/N S1563 +)

Ref.	Part No.	Part Description	Comments
1.	805-180C	PIN ROLL 1/4 X 1 1/2 LG PLT	
2.	195-109D	BRKAWAY CLUTCH 7/8 HX LONG BR	
3.	807-097C	SPRING COMP 2 1/16 OD X 4 LG	
4.	176-066D	CLUTCH SPRING RETAINER	
5.	804-061C	WASHER MACH 1.50 X 1.00 X 18GA	
6.	803-008C	NUT HEX 5/16-18 PLT	
7.	804-009C	WASHER LOCK SPRING 5/16 PLT	
8.	822-032C	FLANGETTE 52 MST	
9.	822-119C	BRG.7/8HEX BR 52MM SPHRICAL OD	
10.	802-282C	RHSNB 5/16-18X1 GR5	
11.	195-188D	POWER SHAFT 7/8 HEX CENTER	
12.	195-172D	SEED JACKSHAFT 7/8 HEX CENTER	
13.	808-143C	SPKT 40B12 7/8 HEX BORE W/SS	
14.	809-149C	CHAIN RL #40 X 68 PITCH W/CON	
15.	804-015C	WASHER LOCK SPRING 1/2 PLT	
16.	804-113C	WASHER FLAT 1/2 USS HARD PLT	
17.	803-036C	NUT HEX JAM 1/2-13 PLT	
18.	817-025C	NO. 40 12T IDLER SPKT.	
19.	802-099C	HHCS 1/2-13X3 1/4 GR5	
20.	195-136H	SPKT 40B72T WITH 7/8 HEX HUB	
21.	195-135H	SPKT 40B34T WITH 7/8 HEX HUB	
22.	195-134H	SPKT 40B23T WITH 7/8 HEX HUB	
23.	195-137H	SPKT 40B14T WITH 7/8 HEX HUB	
24.	805-240C	PIN LYNCH 3/16 X 1 9/16 LONG	
25.	809-164C	CHAIN RL #40 X 129 PITCH W/CON	
26.	890-516C	ACREMETER 30'-3S 9.5L X 15	
27.	802-413C	HHCS 1/2-13X4 1/2 GR5	
28.	803-169C	NUT HEX FLG. LOCK 1/2-13 PLT.	

Legend: ● = 1st revision; ● = 2nd revision; ● = 3rd revision; ● = use up existing stock; ⊗ = not interchangeable; ⊗ ① ● = for example: revision 2 is not interchangeable w/revision 1

Center Drive Fertilizer (S/N S1562-)



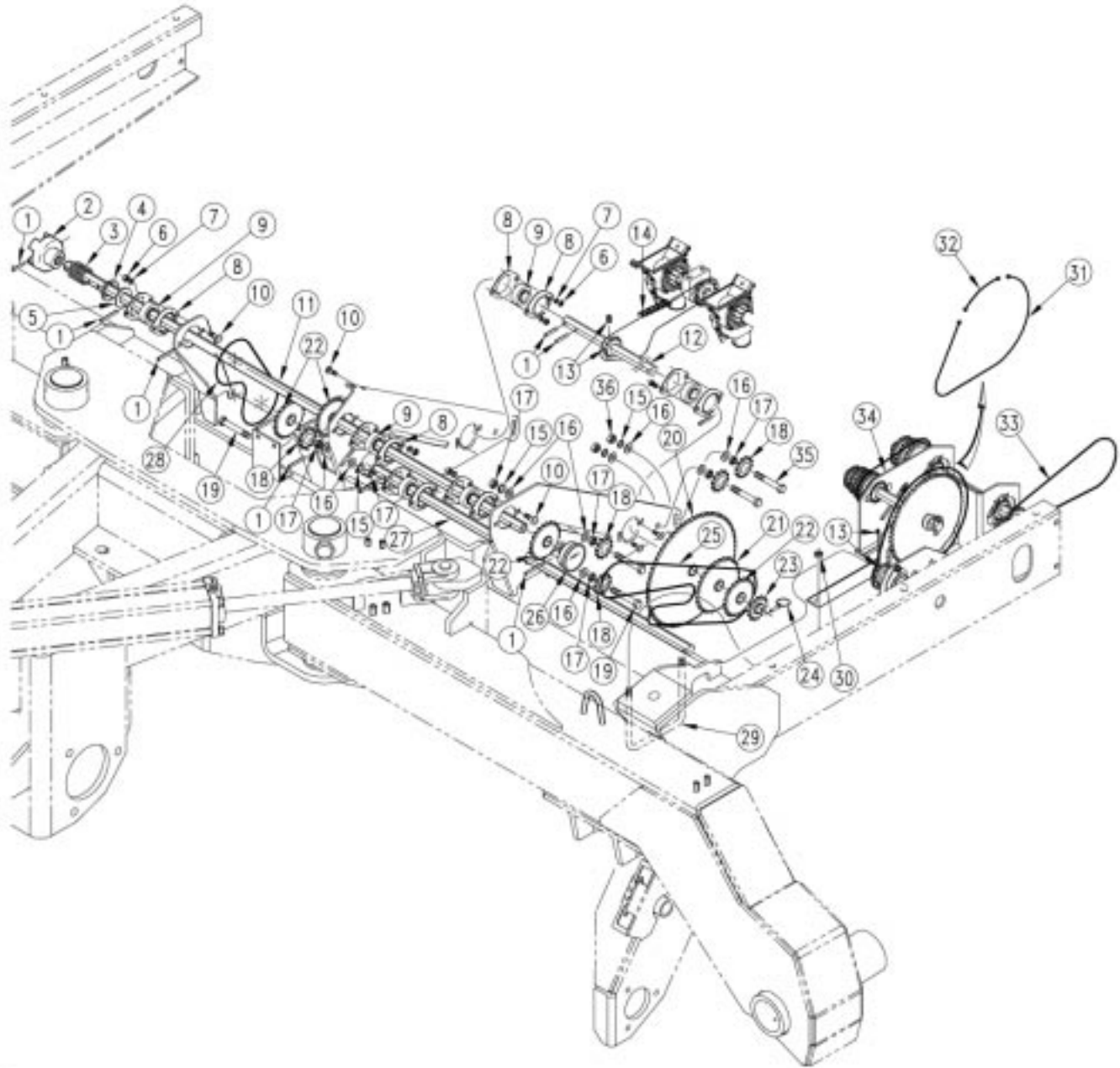
16422

Center Drive Fertilizer (S/N S1562-)

Ref.	Part No.	Part Description	Comments
1.	805-180C	PIN ROLL 1/4 X 1 1/2 LG PLT	
2.	195-109D	BRKAWAY CLUTCH 7/8 HX LONG BR	
3.	807-097C	SPRING COMP 2 1/16 OD X 4 LG	
4.	176-066D	CLUTCH SPRING RETAINER	
5.	804-061C	WASHER MACH 1.50 X 1.00 X 18GA	
6.	803-008C	NUT HEX 5/16-18 PLT	
7.	804-009C	WASHER LOCK SPRING 5/16 PLT	
8.	822-032C	FLANGETTE 52 MST	
9.	822-119C	BRG.7/8HEX BR 52MM SPHRICAL OD	
10.	802-282C	RHSNB 5/16-18X1 GR5	
11.	195-188D	POWER SHAFT 7/8 HEX CENTER	
12.	195-172D	SEED JACKSHAFT 7/8 HEX CENTER	
13.	808-143C	SPKT 40B12 7/8 HEX BORE W/SS	
14.	809-149C	CHAIN RL #40 X 68 PITCH W/CON	
15.	804-015C	WASHER LOCK SPRING 1/2 PLT	
16.	804-113C	WASHER FLAT 1/2 USS HARD PLT	
17.	803-036C	NUT HEX JAM 1/2-13 PLT	
18.	817-025C	NO. 40 12T IDLER SPKT.	
19.	802-099C	HHCS 1/2-13X3 1/4 GR5	
20.	195-136H	SPKT 40B72T WITH 7/8 HEX HUB	
21.	195-135H	SPKT 40B34T WITH 7/8 HEX HUB	
22.	195-134H	SPKT 40B23T WITH 7/8 HEX HUB	
23.	195-137H	SPKT 40B14T WITH 7/8 HEX HUB	
24.	805-240C	PIN LYNCH 3/16 X 1 9/16 LONG	
25.	809-164C	CHAIN RL #40 X 129 PITCH W/CON	
26.	890-516C	ACREMETER 30'-3S 9.5L X 15	
27.	195-211D	HEX SHAFT 7/8, AUXILIARY POWER	
28.	809-071C	CHAIN RL #40 X 51 PITCH	
29.	806-060C	U-BOLT 1/2-13 X 6 1/32 X 7 1/4	
30.	803-019C	NUT LOCK 1/2-13 PLT	
31.	809-160C	CHAIN RL #40 X 43 PITCH W/CON	
32.	809-146C	CHAIN RL #40 X 16 PITCH W/CON	
33.	809-045C	CHAIN RL #40 X 109 PITCH	
34.	195-184S	FERTILIZER DRIVE SUBASSY	Refer to page 8-41 for breakdown.

Legend: ● = 1st revision; ● = 2nd revision; ● = 3rd revision; ● = use up existing stock; ⊗ = not interchangeable; ⊗ ① ● = for example: revision 2 is not interchangeable w/revision 1

Center Drive Fertilizer (S/N S1563 +)



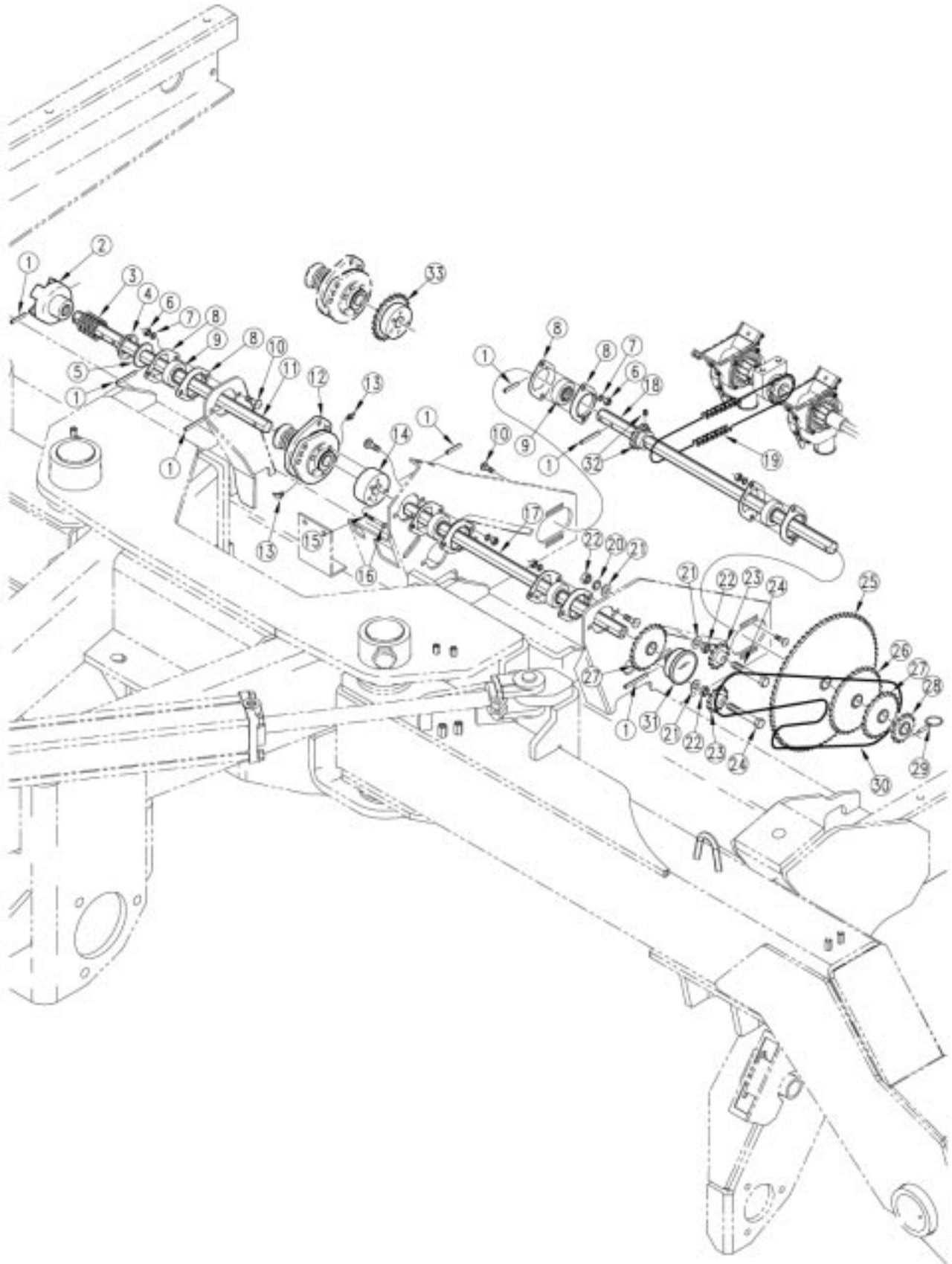
21635

Center Drive Fertilizer (S/N S1563 +)

Ref.	Part No.	Part Description	Comments
1.	805-180C	PIN ROLL 1/4 X 1 1/2 LG PLT	
2.	195-109D	BRKAWAY CLUTCH 7/8 HX LONG BR	
3.	807-097C	SPRING COMP 2 1/16 OD X 4 LG	
4.	176-066D	CLUTCH SPRING RETAINER	
5.	804-061C	WASHER MACH 1.50 X 1.00 X 18GA	
6.	803-008C	NUT HEX 5/16-18 PLT	
7.	804-009C	WASHER LOCK SPRING 5/16 PLT	
8.	822-032C	FLANGETTE 52 MST	
9.	822-119C	BRG.7/8HEX BR 52MM SPHRICAL OD	
10.	802-282C	RHSNB 5/16-18X1 GR5	
11.	195-188D	POWER SHAFT 7/8 HEX CENTER	
12.	195-172D	SEED JACKSHAFT 7/8 HEX CENTER	
13.	808-143C	SPKT 40B12 7/8 HEX BORE W/SS	
14.	809-149C	CHAIN RL #40 X 68 PITCH W/CON	
15.	804-015C	WASHER LOCK SPRING 1/2 PLT	
16.	804-113C	WASHER FLAT 1/2 USS HARD PLT	
17.	803-036C	NUT HEX JAM 1/2-13 PLT	
18.	817-025C	NO. 40 12T IDLER SPKT.	
19.	802-099C	HHCS 1/2-13X3 1/4 GR5	
20.	195-136H	SPKT 40B72T WITH 7/8 HEX HUB	
21.	195-135H	SPKT 40B34T WITH 7/8 HEX HUB	
22.	195-134H	SPKT 40B23T WITH 7/8 HEX HUB	
23.	195-137H	SPKT 40B14T WITH 7/8 HEX HUB	
24.	805-240C	PIN LYNCH 3/16 X 1 9/16 LONG	
25.	809-164C	CHAIN RL #40 X 129 PITCH W/CON	
26.	890-516C	ACREMETER 30'-3S 9.5L X 15	
27.	195-211D	HEX SHAFT 7/8, AUXILIARY POWER	
28.	809-071C	CHAIN RL #40 X 51 PITCH	
29.	806-060C	U-BOLT 1/2-13 X 6 1/32 X 7 1/4	
30.	803-019C	NUT LOCK 1/2-13 PLT	
31.	809-160C	CHAIN RL #40 X 43 PITCH W/CON	
32.	809-146C	CHAIN RL #40 X 16 PITCH W/CON	
33.	809-045C	CHAIN RL #40 X 109 PITCH	
34.	195-184S	FERTILIZER DRIVE SUBASSY	Refer to page 8-41 for breakdown
35.	802-413C	HHCS 1/2-13X4 1/2 GR5	
36.	803-169C	NUT HEX FLG. LOCK 1/2-13 PLT.	

Legend: ● = 1st revision; ● = 2nd revision; ● = 3rd revision; ● = use up existing stock; ⊗ = not interchangeable; ⊗ ① ● = for example: revision 2 is not interchangeable w/revision 1

Center Drive Point Row (Option) (S/N S1562 -)



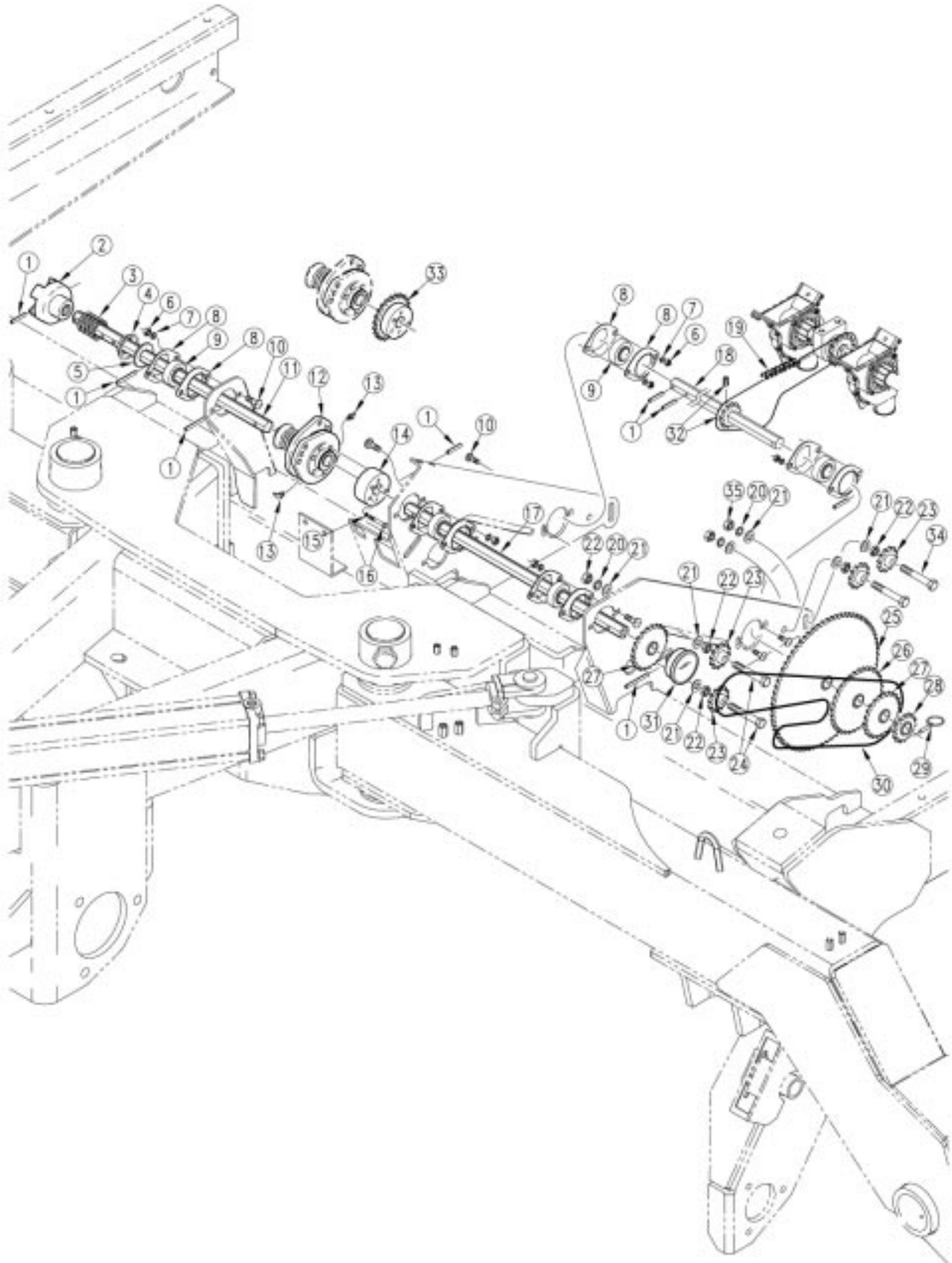
17024

Center Drive Point Row (Option) (S/N S1562 -)

Ref.	Part No.	Part Description	Comments
1.	805-180C	PIN ROLL 1/4 X 1 1/2 LG PLT	
2.	195-109D	BRKAWAY CLUTCH 7/8 HX LONG BR	
3.	807-097C	SPRING COMP 2 1/16 OD X 4 LG	
4.	176-066D	CLUTCH SPRING RETAINER	
5.	804-061C	WASHER MACH 1.50 X 1.00 X 18GA	
6.	803-008C	NUT HEX 5/16-18 PLT	
7.	804-009C	WASHER LOCK SPRING 5/16 PLT	
8.	822-032C	FLANGETTE 52 MST	
9.	822-119C	BRG.7/8HEX BR 52MM SPHRICAL OD	
10.	802-282C	RHSNB 5/16-18X1 GR5	
11.	195-231D	SHAFT 7/8 HEX, POINT ROW-CENTER	
12.	176-042S	JAW CLUTCH CW EXT 7/8 HEX	Refer to page 8-45 for breakdown..
13.	800-058C	GREASE ZERK 1/4-28 X 45-DEG	
14.	195-170D	CLUTCH ADAPTOR 7/8 HEX BORE	Grain only drills.
15.	804-006C	WASHER LOCK SPRING 1/4 PLT	
16.	802-152C	HHCS 1/4-20X2 GR5	
17.	195-168D	POWER SHAFT 7/8 HEX CTR CLUTCH	
18.	195-172D	SEED JACKSHAFT 7/8 HEX CENTER	
19.	809-149C	CHAIN RL #40 X 68 PITCH W/CON	
20.	804-015C	WASHER LOCK SPRING 1/2 PLT	
21.	804-113C	WASHER FLAT 1/2 USS HARD PLT	
22.	803-036C	NUT HEX JAM 1/2-13 PLT	
23.	817-025C	NO. 40 12T IDLER SPKT.	
24.	802-099C	HHCS 1/2-13X3 1/4 GR5	
25.	195-136H	SPKT 40B72T WITH 7/8 HEX HUB	
26.	195-135H	SPKT 40B34T WITH 7/8 HEX HUB	
27.	195-134H	SPKT 40B23T WITH 7/8 HEX HUB	
28.	195-137H	SPKT 40B14T WITH 7/8 HEX HUB	
29.	805-240C	PIN LYNCH 3/16 X 1 9/16 LONG	
30.	136-122D	CHAIN RL #40 129 PITCHES	
31.	890-516C	ACREMEETER 30'-3S 9.5L X 15	
32.	808-143C	SPKT 40B12 7/8 HEX BORE W/SS	
33.	195-161H	SPKT CLUTCH 40B23T HEX BORE	Fertilizer only.

Legend: ● = 1st revision; ● = 2nd revision; ● = 3rd revision; ● = use up existing stock; ⊗ = not interchangeable; ⊗ ① ● = for example: revision 2 is not interchangeable w/revision 1

Center Drive Point Row (Option) (S/N S1563 +)



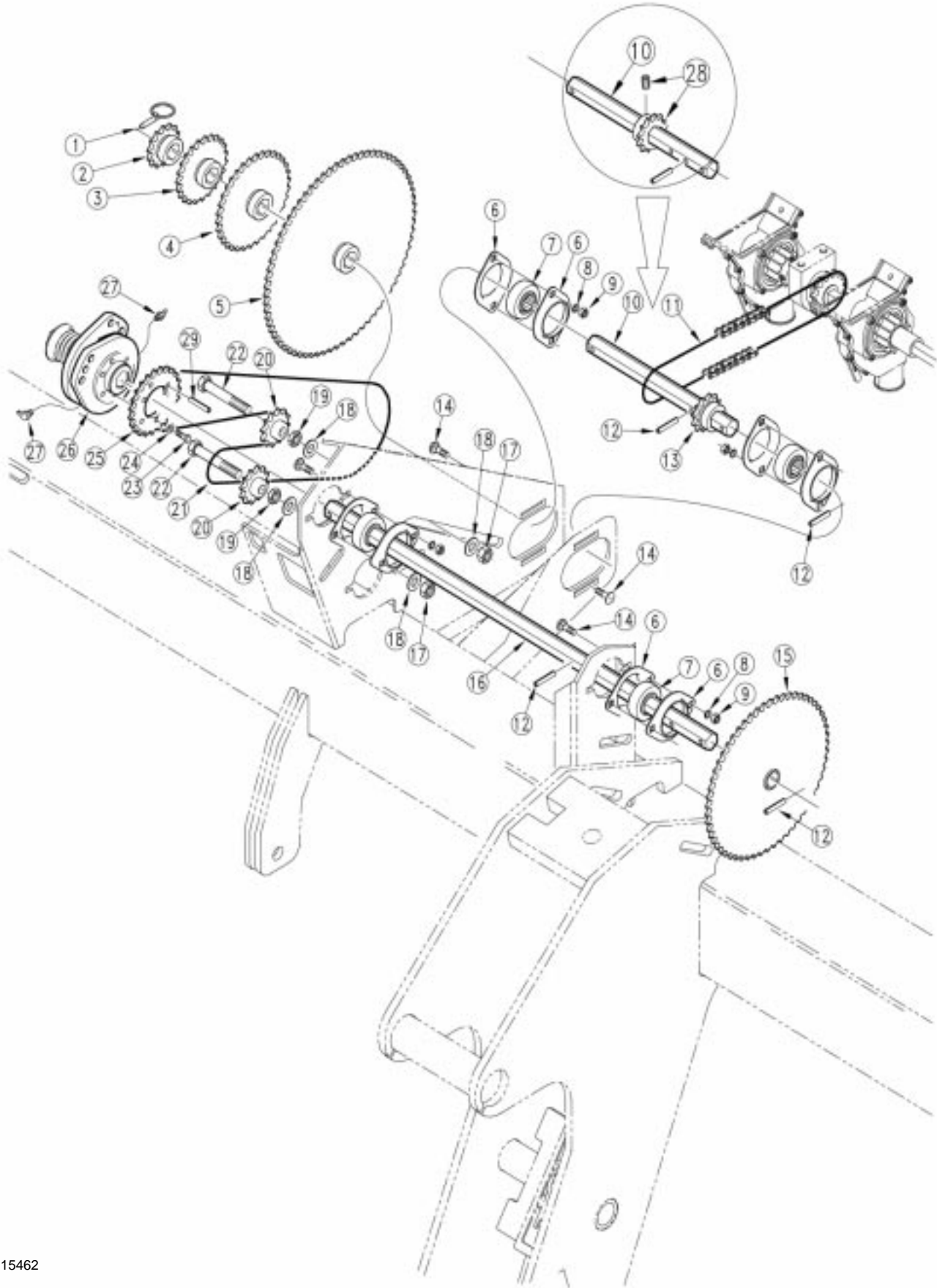
21636

Center Drive Point Row (Option) (S/N S1563 +)

Ref.	Part No.	Part Description	Comments
1.	805-180C	PIN ROLL 1/4 X 1 1/2 LG PLT	
2.	195-109D	BRKAWAY CLUTCH 7/8 HX LONG BR	
3.	807-097C	SPRING COMP 2 1/16 OD X 4 LG	
4.	176-066D	CLUTCH SPRING RETAINER	
5.	804-061C	WASHER MACH 1.50 X 1.00 X 18GA	
6.	803-008C	NUT HEX 5/16-18 PLT	
7.	804-009C	WASHER LOCK SPRING 5/16 PLT	
8.	822-032C	FLANGETTE 52 MST	
9.	822-119C	BRG.7/8HEX BR 52MM SPHRICAL OD	
10.	802-282C	RHSNB 5/16-18X1 GR5	
11.	195-231D	SHAFT 7/8 HEX.POINT ROW-CENTER	
12.	176-042S	JAW CLUTCH CW EXT 7/8 HEX	Refer to page 8-45 for breakdown..
13.	800-058C	GREASE ZERK 1/4-28 X 45-DEG	
14.	195-170D	CLUTCH ADAPTOR 7/8 HEX BORE	Grain only drills.
15.	804-006C	WASHER LOCK SPRING 1/4 PLT	
16.	802-152C	HHCS 1/4-20X2 GR5	
17.	195-168D	POWER SHAFT 7/8 HEX CTR CLUTCH	
18.	195-172D	SEED JACKSHAFT 7/8 HEX CENTER	
19.	809-149C	CHAIN RL #40 X 68 PITCH W/CON	
20.	804-015C	WASHER LOCK SPRING 1/2 PLT	
21.	804-113C	WASHER FLAT 1/2 USS HARD PLT	
22.	803-036C	NUT HEX JAM 1/2-13 PLT	
23.	817-025C	NO. 40 12T IDLER SPKT.	
24.	802-099C	HHCS 1/2-13X3 1/4 GR5	
25.	195-136H	SPKT 40B72T WITH 7/8 HEX HUB	
26.	195-135H	SPKT 40B34T WITH 7/8 HEX HUB	
27.	195-134H	SPKT 40B23T WITH 7/8 HEX HUB	
28.	195-137H	SPKT 40B14T WITH 7/8 HEX HUB	
29.	805-240C	PIN LYNCH 3/16 X 1 9/16 LONG	
30.	136-122D	CHAIN RL #40 129 PITCHES	
31.	890-516C	ACREMEETER 30'-3S 9.5L X 15	
32.	808-143C	SPKT 40B12 7/8 HEX BORE W/SS	
33.	195-161H	SPKT CLUTCH 40B23T HEX BORE	Fertilizer only
34.	802-413C	HHCS 1/2-13X4 1/2 GR5	
35.	803-169C	NUT HEX FLG. LOCK 1/2-13 PLT.	

Legend: ● = 1st revision; ● = 2nd revision; ● = 3rd revision; ● = use up existing stock; ⊗ = not interchangeable; ⊗ ① ● = for example: revision 2 is not interchangeable w/revision 1

Left Hand Drive(S/N S1562 -)



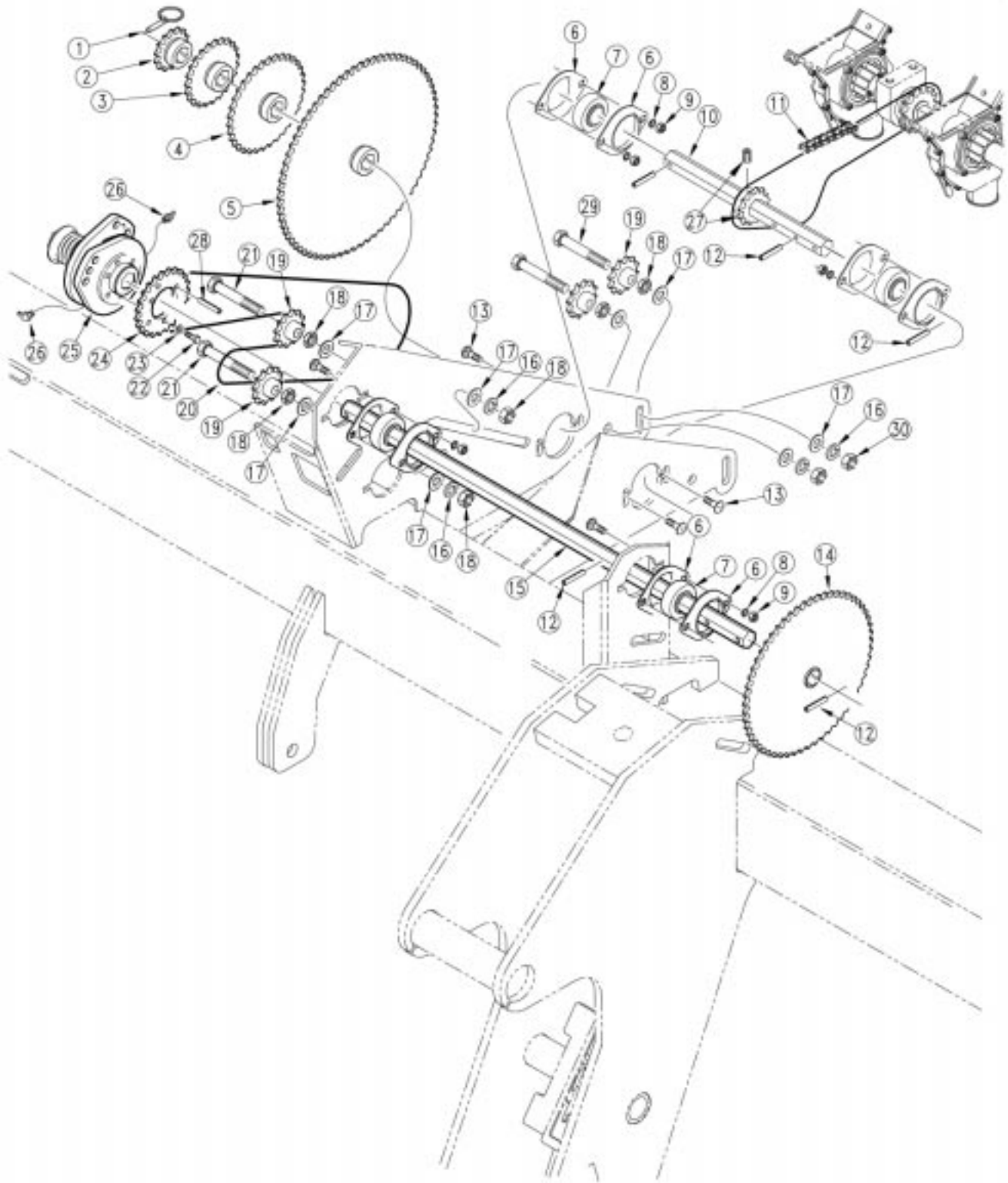
15462

Left Hand Drive(S/N S1562 -)

Ref.	Part No.	Part Description	Comments
1.	805-240C	PIN LYNCH 3/16 X 1 9/16 LONG	
2.	195-137H	SPKT 40B14T WITH 7/8 HEX HUB	
3.	195-134H	SPKT 40B23T WITH 7/8 HEX HUB	
4.	195-135H	SPKT 40B34T WITH 7/8 HEX HUB	
5.	195-136H	SPKT 40B72T WITH 7/8 HEX HUB	
6.	822-032C	FLANGETTE 52 MST	
7.	822-119C	BRG.7/8HEX BR 52MM SPHRICAL OD	
8.	804-009C	WASHER LOCK SPRING 5/16 PLT	
9.	803-008C	NUT HEX 5/16-18 PLT	
10.	195-169D	SEED JACK SHAFT 7/8 HEX WING	Revised part w/4 holes order w/#28, 195-143C 1st time only (see detail in illustration)
11.	809-149C	CHAIN RL #40 X 68 PITCH W/CON	
12.	805-180C	PIN ROLL 1/4 X 1 1/2 LG PLT	
13.	195-138H	SPKT 40B12T WITH 7/8 HEX HUB	Order only if using original shaft
14.	802-282C	RHSNB 5/16-18X1 GR5	
15.	195-139H	SPKT 40B57T WITH 7/8 HEX HUB	
16.	⊗ ① ② 195-189D	POWER SHAFT 7/8 HEX LH	(S/N S1022+)
	① 195-167D	POWER SHAFT 7/8 HEX LH	(S/N S1021-)
17.	803-178C	NUT NYLOCK JAM NUT 1/2-13	
18.	804-017C	WASHER FLAT 1/2 USS PLT	
19.	803-036C	NUT HEX JAM 1/2-13 PLT	
20.	817-025C	NO. 40 12T IDLER SPKT.	
21.	② 136-122D	CHAIN RL #40 129 PITCHES	
	● ① 809-164C	REP BY 136-122D	
22.	802-099C	HHCS 1/2-13X3 1/4 GR	
23.	⊗ ① ② 802-004C	HHCS 1/4-20X3/4 GR5	(S/N S1022+)
	① 801-070C	HSHCS 1/4-20X3/4	(S/N S1021-)
24.	804-006C	WASHER LOCK SPRING 1/4 PLT	
25.	② 808-240C	SPKT 40A23X1.813-1.818 BR/6HOL	
	● ① 152-283D	SPKT 23T REPLACED BY 808-240C	
26.	⊗ ① ② 176-042S	JAW CLUTCH CW EXT 7/8 HEX	(S/N S1022+) Refer to page 8-45 for breakdown.
	① 176-044S	JAW CLUTCH CW 7/8 HEX SHORT	(S/N S1021-) Refer to page 8-45 for breakdown.
27.	800-058C	GREASE ZERK 1/4-28 X 45-DEG	
28.	808-143C	SPKT 40B12 7/8 HEX BORE W/SS	Order only if using revised shaft (orient as shown in detail)
29.	805-026C	PIN ROLL 1/4 X 3/4 PLT	(S/N S1022+)

Legend: ● = 1st revision; ② = 2nd revision; ③ = 3rd revision; ● = use up existing stock; ⊗ = not interchangeable; ⊗ ① ② = for example: revision 2 is not interchangeable w/revision 1

Left Hand Drive (S/N S1563 +)



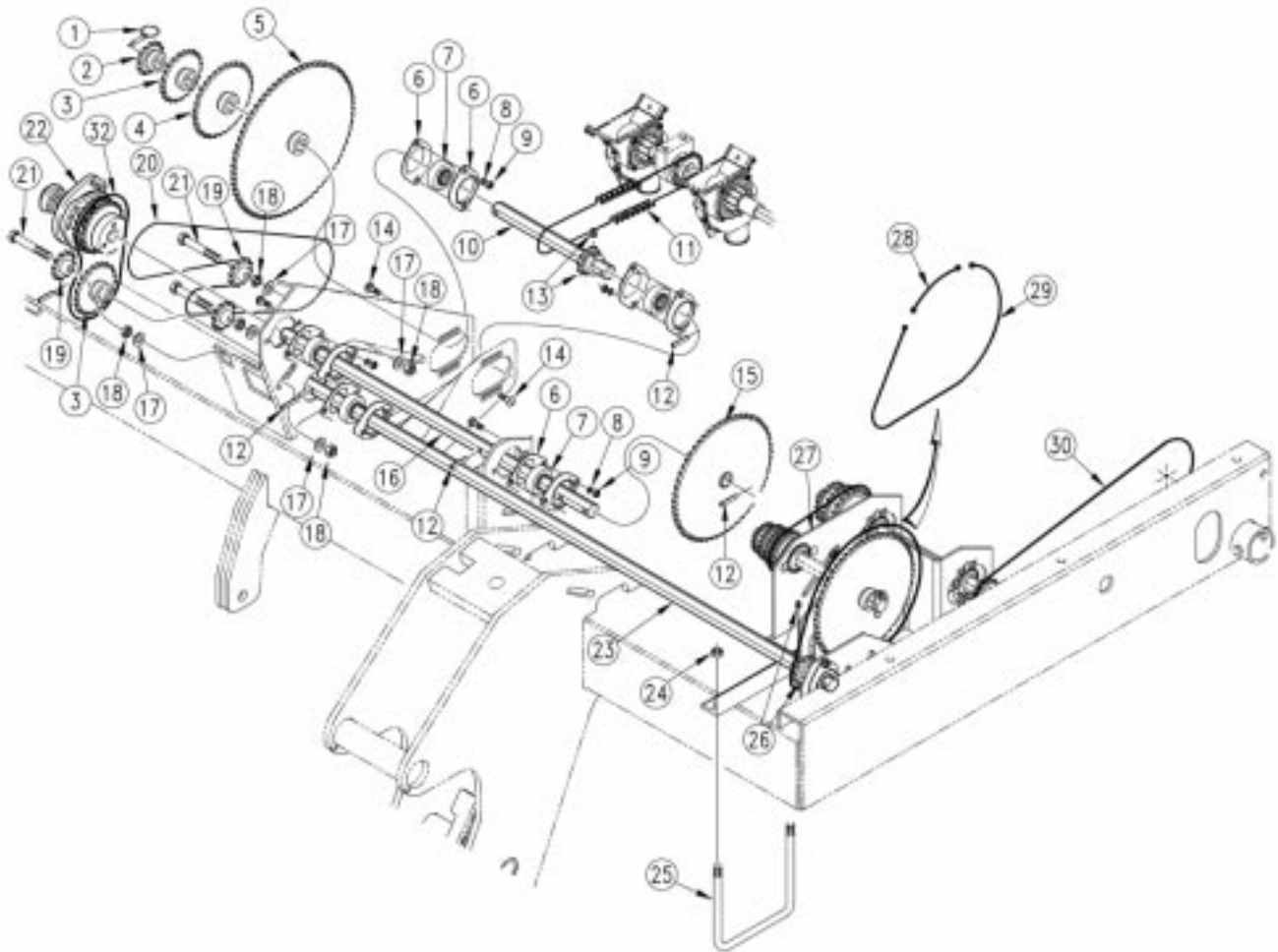
21637

Left Hand Drive (S/N S1563 +)

Ref.	Part No.	Part Description	Comments
1.	805-240C	PIN LYNCH 3/16 X 1 9/16 LONG	
2.	195-137H	SPKT 40B14T WITH 7/8 HEX HUB	
3.	195-134H	SPKT 40B23T WITH 7/8 HEX HUB	
4.	195-135H	SPKT 40B34T WITH 7/8 HEX HUB	
5.	195-136H	SPKT 40B72T WITH 7/8 HEX HUB	
6.	822-032C	FLANGETTE 52 MST	
7.	822-119C	BRG. 7/8HEX BR 52MM SPHRICAL OD	
8.	804-009C	WASHER LOCK SPRING 5/16 PLT	
9.	803-008C	NUT HEX 5/16-18 PLT	
10.	195-169D	SEED JACK SHAFT 7/8 HEX WING)	
11.	809-149C	CHAIN RL #40 X 68 PITCH W/CON	
12.	805-180C	PIN ROLL 1/4 X 1 1/2 LG PLT	
13.	802-282C	RHSNB 5/16-18X1 GR5	
14.	195-139H	SPKT 40B57T WITH 7/8 HEX HUB	
15.	195-189D	POWER SHAFT 7/8 HEX LH	
16.	804-015C	WASHER LOCK SPRING 1/2 PLT	
17.	804-017C	WASHER FLAT 1/2 USS PLT	
18.	803-036C	NUT HEX JAM 1/2-13 PLT	
19.	817-025C	NO. 40 12T IDLER SPKT.	
20.	136-122D	CHAIN RL #40 129 PITCHES	
21.	802-099C	HHCS 1/2-13X3 1/4 GR	
22.	802-004C	HHCS 1/4-20X3/4 GR5	
23.	804-006C	WASHER LOCK SPRING 1/4 PLT	
24.	808-240C	SPKT 40A23X1.813-1.818 BR/6HOL	
25.	176-042S	JAW CLUTCH CW EXT 7/8 HEX	Refer to page 8-45 for breakdown.
26.	800-058C	GREASE ZERK 1/4-28 X 45-DEG	
27.	808-143C	SPKT 40B12 7/8 HEX BORE W/SS	
28.	805-026C	PIN ROLL 1/4 X 3/4 PLT	
29.	802-413C	HHCS 1/2-13X4 1/2 GR5	
30.	803-169C	NUT HEX FLG. LOCK 1/2-13 PLT.	

Legend: ● = 1st revision; ● = 2nd revision; ● = 3rd revision; ● = use up existing stock; ⊗ = not interchangeable; ⊗ ① ● = for example: revision 2 is not interchangeable w/revision 1

Left Hand Drive Fertilizer (S/N S1562 -)



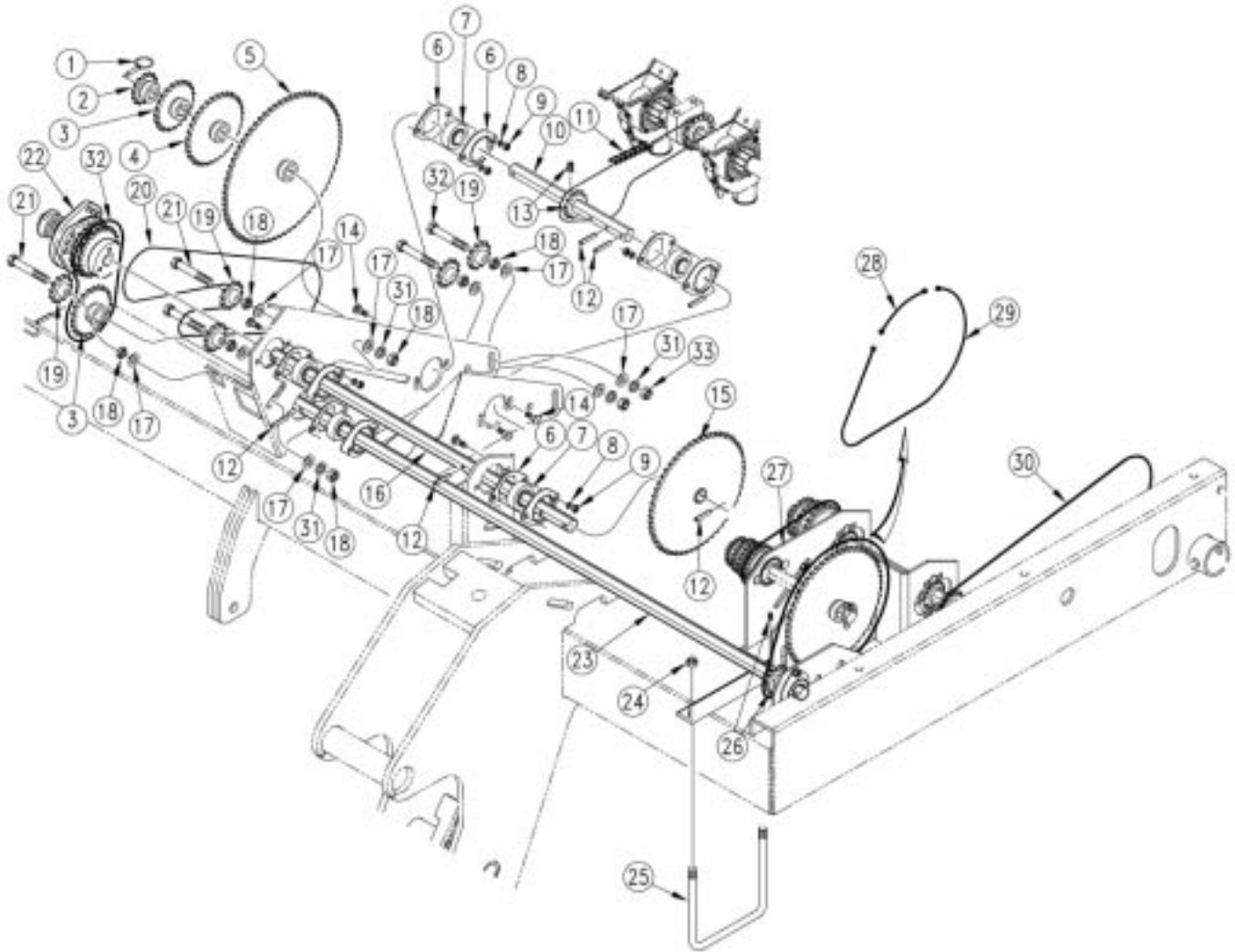
16423

Left Hand Drive Fertilizer (S/N S1562 -)

Ref.	Part No.	Part Description	Comments
1.	805-240C	PIN LYNCH 3/16 X 1 9/16 LONG	
2.	195-137H	SPKT 40B14T WITH 7/8 HEX HUB	
3.	195-134H	SPKT 40B23T WITH 7/8 HEX HUB	
4.	195-135H	SPKT 40B34T WITH 7/8 HEX HUB	
5.	195-136H	SPKT 40B72T WITH 7/8 HEX HUB	
6.	822-032C	FLANGETTE 52 MST	
7.	822-119C	BRG.7/8HEX BR 52MM SPHRICAL OD	
8.	804-009C	WASHER LOCK SPRING 5/16 PLT	
9.	803-008C	NUT HEX 5/16-18 PLT	
10.	195-169D	SEED JACK SHAFT 7/8 HEX WING	
11.	809-149C	CHAIN RL #40 X 68 PITCH W/CON	
12.	805-180C	PIN ROLL 1/4 X 1 1/2 LG PLT	
13.	808-143C	SPKT 40B12 7/8 HEX BORE W/SS	
14.	802-282C	RHSNB 5/16-18X1 GR5	
15.	195-264H	SPKT 50A57 WITH 7/8 HEX HUBB	S/N S1399+
	195-139H	SPKT 40B57T WITH 7/8 HEX HUB	S/N S1398-
16.	195-189D	POWER SHAFT 7/8 HEX LH	
17.	804-113C	WASHER FLAT 1/2 USS HARD PLT	
18.	803-036C	NUT HEX JAM 1/2-13 PLT	
19.	817-025C	NO. 40 12T IDLER SPKT.	
20.	809-164C	CHAIN RL #40 X 129 PITCH W/CON	
21.	802-099C	HHCS 1/2-13X3 1/4 GR5	
22.	195-187K	3S-3000F LH WING CLUTCH ASSY	Refer to page 8-49 for breakdown.
23.	195-211D	HEX SHAFT 7/8, AUXILIARY POWER	
24.	803-019C	NUT LOCK 1/2-13 PLT	
25.	806-060C	U-BOLT 1/2-13 X 6 1/32 X 7 1/4	
26.	808-143C	SPKT 40B12 7/8 HEX BORE W/SS	
27.	195-184S	FERTILIZER DRIVE SUBASSY	Refer to page 8-41 for breakdown.
28.	809-146C	CHAIN RL #40 X 16 PITCH W/CON	
29.	809-160C	CHAIN RL #40 X 43 PITCH W/CON	
30.	809-045C	CHAIN RL #40 X 109 PITCH	

Legend: ● = 1st revision; ● = 2nd revision; ● = 3rd revision; ● = use up existing stock; ⊗ = not interchangeable; ⊗ ① ● = for example: revision 2 is not interchangeable w/revision 1

Left Hand Drive Fertilizer (S/N S1563 +)



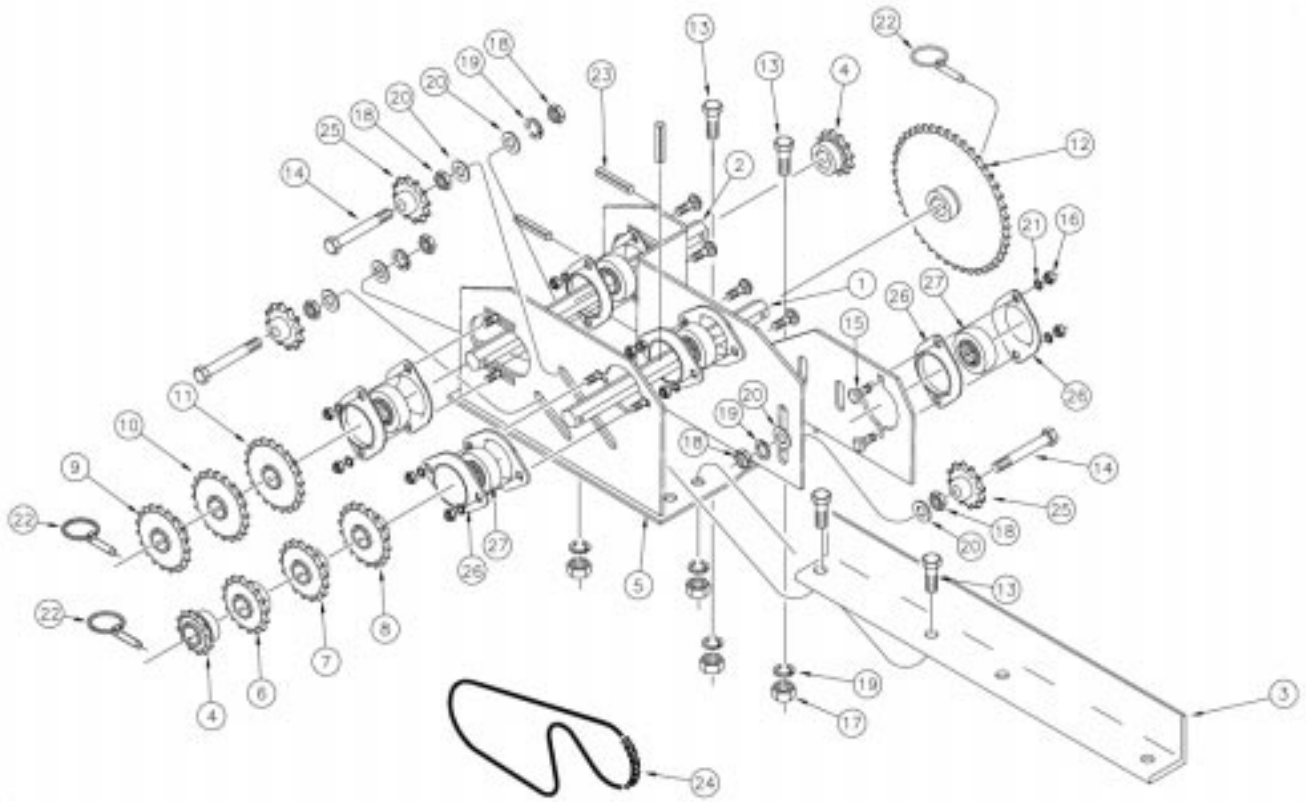
21638

Left Hand Drive Fertilizer (S/N S1563 +)

Ref.	Part No.	Part Description	Comments
1.	805-240C	PIN LYNCH 3/16 X 1 9/16 LONG	
2.	195-137H	SPKT 40B14T WITH 7/8 HEX HUB	
3.	195-134H	SPKT 40B23T WITH 7/8 HEX HUB	
4.	195-135H	SPKT 40B34T WITH 7/8 HEX HUB	
5.	195-136H	SPKT 40B72T WITH 7/8 HEX HUB	
6.	822-032C	FLANGETTE 52 MST	
7.	822-119C	BRG.7/8HEX BR 52MM SPHRICAL OD	
8.	804-009C	WASHER LOCK SPRING 5/16 PLT	
9.	803-008C	NUT HEX 5/16-18 PLT	
10.	195-169D	SEED JACK SHAFT 7/8 HEX WING	
11.	809-149C	CHAIN RL #40 X 68 PITCH W/CON	
12.	805-180C	PIN ROLL 1/4 X 1 1/2 LG PLT	
13.	808-143C	SPKT 40B12 7/8 HEX BORE W/SS	
14.	802-282C	RHSNB 5/16-18X1 GR5	
15.	195-264H	SPKT 50A57 WITH 7/8 HEX HUBB	
16.	195-189D	POWER SHAFT 7/8 HEX LH	
17.	804-113C	WASHER FLAT 1/2 USS HARD PLT	
18.	803-036C	NUT HEX JAM 1/2-13 PLT	
19.	817-025C	NO. 40 12T IDLER SPKT.	
20.	809-164C	CHAIN RL #40 X 129 PITCH W/CON	
21.	802-099C	HHCS 1/2-13X3 1/4 GR5	
22.	195-187K	3S-3000F LH WING CLUTCH ASSY	Refer to page 8-49 for breakdown.
23.	195-211D	HEX SHAFT 7/8, AUXILIARY POWER	
24.	803-019C	NUT LOCK 1/2-13 PLT	
25.	806-060C	U-BOLT 1/2-13 X 6 1/32 X 7 1/4	
26.	808-143C	SPKT 40B12 7/8 HEX BORE W/SS	
27.	195-184S	FERTILIZER DRIVE SUBASSY	Refer to page 8-41 for breakdown.
28.	809-146C	CHAIN RL #40 X 16 PITCH W/CON	
29.	809-160C	CHAIN RL #40 X 43 PITCH W/CON	
30.	809-045C	CHAIN RL #40 X 109 PITCH	
31.	804-015C	WASHER LOCK SPRING 1/2 PLT	
32.	802-413C	HHCS 1/2-13X4 1/2 GR5	
33.	803-169C	NUT HEX FLG. LOCK 1/2-13 PLT.	

Legend: ● = 1st revision; ● = 2nd revision; ● = 3rd revision; ● = use up existing stock; ⊗ = not interchangeable; ⊗ ① ● = for example: revision 2 is not interchangeable w/revision 1

Fertilizer Drive Subassy (195-184S)



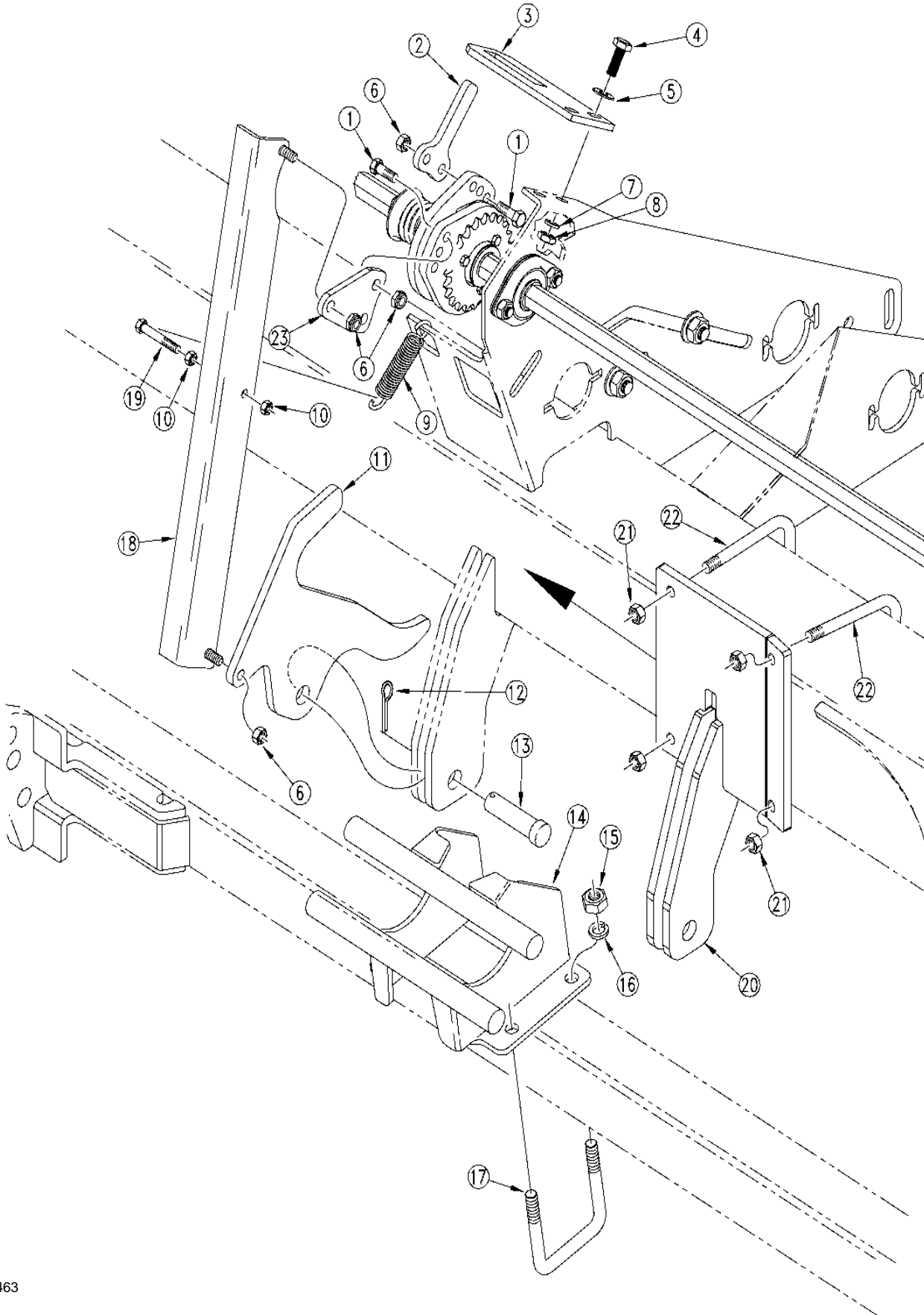
16476

Fertilizer Drive Subassy (195-184S)

Ref.	Part No.	Part Description	Comments
1.	195-209D	HEX SHAFT 7/8,FERT JACKSHAFT 1	
2.	195-210D	HEX SHAFT 7/8,FERT JACKSHAFT 2	
3.	195-212D	ANGLE, FERTILIZER DRIVE MOUNT	
4.	195-138H	SPKT 40B12T X 7/8 HEX BORE	
5.	195-145H	FERTILIZER DRIVE WELDMENT	
6.	195-153H	SPKT 40B16T X 7/8 HEX BORE	
7.	195-154H	SPKT 40B17T X 7/8 HEX BORE	
8.	195-155H	SPKT 40B18T X 7/8 HEX BORE	
9.	195-156H	SPKT 40B19T X 7/8 HEX BORE	
10.	195-157H	SPKT 40B20T X 7/8 HEX BORE	
11.	195-158H	SPKT 40B21T X 7/8 HEX BORE	
12.	195-159H	SPKT 40B44T X 7/8 HEX BORE	
13.	802-034C	HHCS 1/2-13X1 1/4 GR5	
14.	802-099C	HHCS 1/2-13X3 1/4 GR5	
15.	802-282C	RHSNB 5/16-18X1 GR5	
16.	803-008C	NUT HEX 5/16-18 PLT	
17.	803-020C	NUT HEX 1/2-13 PLT	
18.	803-036C	NUT HEX JAM 1/2-13 PLT	
19.	804-015C	WASHER LOCK SPRING 1/2 PLT	
20.	804-113C	WASHER FLAT 1/2 USS HARD PLT	
21.	804-009C	WASHER LOCK SPRING 5/16 PLT	
22.	805-240C	PIN LYNCH 3/16 X 1 9/16 LONG	
23.	805-180C	PIN ROLL 1/4 X 1 1/2 LG PLT	
24.	809-171C	CHAIN RL #40 X 57 PITCH W/CON	
25.	817-025C	NO. 40 12T IDLER SPKT.	
26.	822-032C	FLANGETTE 52 MST	
27.	822-119C	BRG.7/8HEX BR 52MM SPHRICAL OD	

Legend: ● = 1st revision; ● = 2nd revision; ● = 3rd revision; ● = use up existing stock; ⊗ = not interchangeable; ⊗ ① ● = for example: revision 2 is not interchangeable w/revision 1

Clutch Linkage



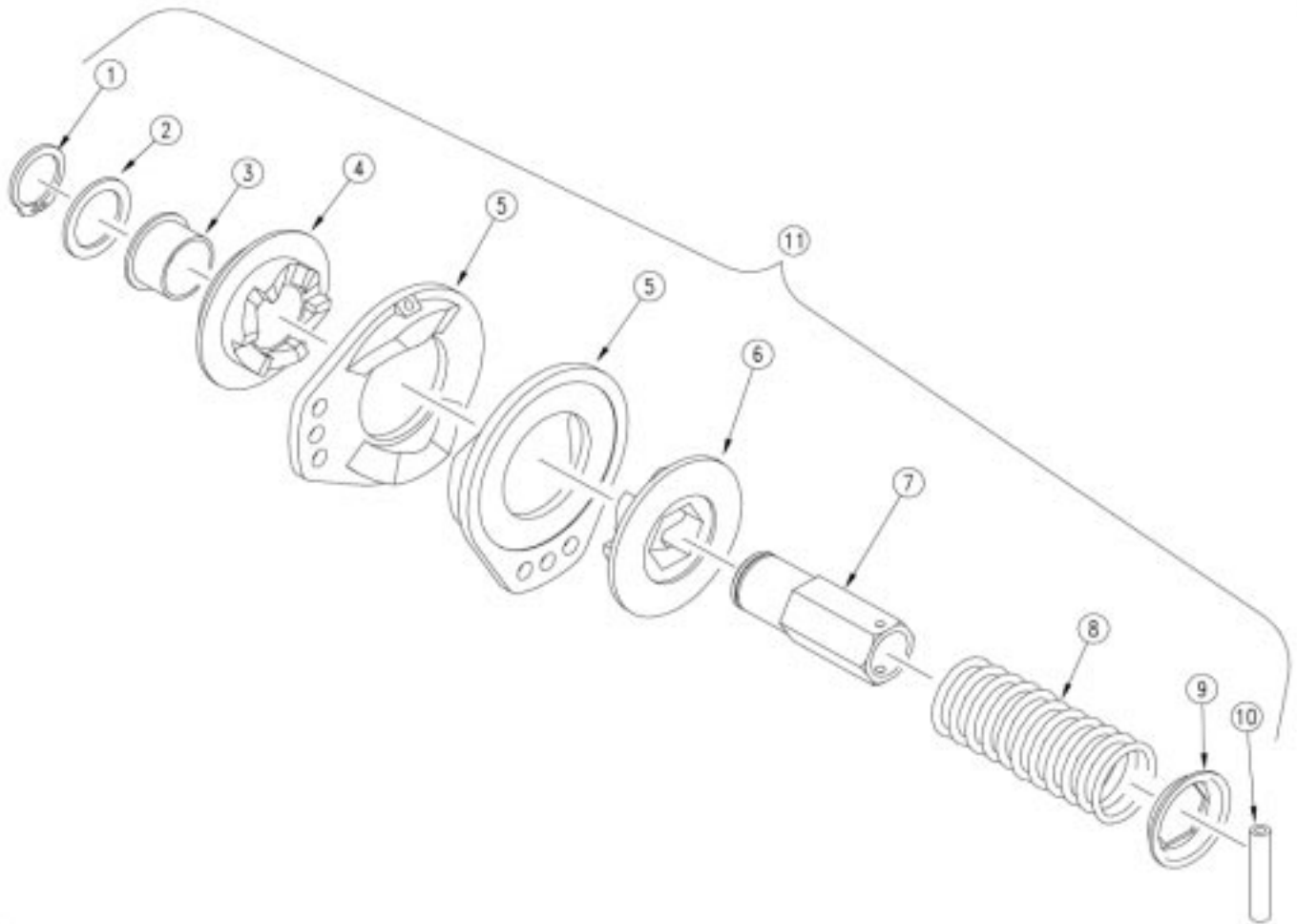
15463

Clutch Linkage

Ref.	Part No.	Part Description	Comments
1.	802-017C	HHCS 3/8-16X1 GR5	
2.	152-262D	CLUTCH ENGAGE ARM	
3.	152-263D	CLUTCH ENGAGE TAB	
4.	802-079C	HHCS 3/8-16X1 1/4 GR5	
5.	804-011C	WASHER FLAT 3/8 USS PLT	
6.	803-215C	NUT NYLOCK JAM THIN 3/8-16 PLT	
7.	804-013C	WASHER LOCK SPRING 3/8 PLT	
8.	803-014C	NUT HEX 3/8-16 PLT	
9.	807-072C	SPRING EXT 1 1/16 ODX.120WX5.5	
10.	803-008C	NUT HEX 5/16-18 PLT	
11.	195-144D	CLUTCH SHUTOFF CAM, 00 SERIES	
12.	805-109C	PIN COTTER 1/8 X 1 1/4 PLT	
13.	805-083C	PIN CLEVIS 3/4 X 1 1/2	
14.	195-131H	SUBFRM CLUTCH BRKT,SOLID STAND	
15.	803-020C	NUT HEX 1/2-13 PLT	
16.	804-015C	WASHER LOCK SPRING 1/2 PLT	
17.	806-109C	U-BOLT 1/2-13 3 1/32 X 3 7/8	
18.	195-130H	CLUTCH SHUTOFF LINK, 00 SERIES	
19.	802-012C	HHCS 5/16-18X1 1/2 GR5	
20.	195-190H	CLUTCH SHOTOFF CAM PIVOT BRKT	Used only with Point Row on center section.
21.	803-013C	NUT LOCK 3/8-16 PLT	Used only with Point Row on center section.
22.	806-051C	U-BOLT 3/8-16 X 6 1/32 X 7	Used only with Point Row on center section.
23.	195-254D	CLUTCH PULL TAB	

Legend: ● = 1st revision; ● = 2nd revision; ● = 3rd revision; ● = use up existing stock; ⊗ = not interchangeable; ⊗ ① ● = for example: revision 2 is not interchangeable w/revision 1

Jaw Clutch



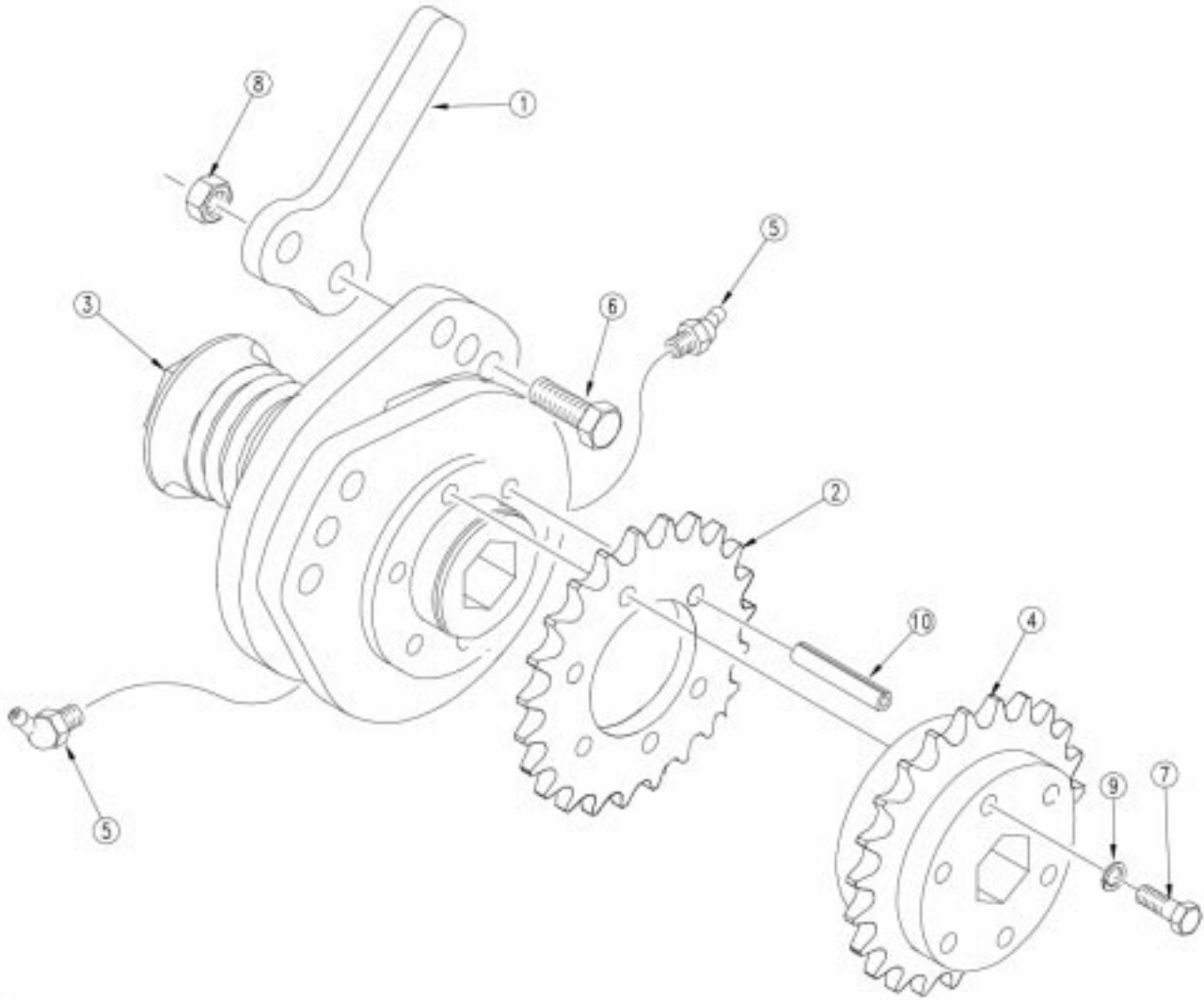
10249

Jaw Clutch

Ref.	Part No.	Part Description	Comments
	S/N 51021 -		
1.	800-177C	SNAP RING EXT 1 1/4 HEAVY	
2.	176-065D	CLUTCH FRICTION WASHER	
3.	817-111C	BEARING 1 1/4 ID X 1 13/32 OD	
4.	176-081D	CLUTCH DRIVE PLATE - CW	Must order #5, #6, & #7 also 1st time
5.	176-080D	CLUTCH CAM PLATE	Must order #4, #6, & #7 also 1st time
6.	176-076D	CLUTCH SLIDE PLATE - CW	Must order #4, #5, & #7 also 1st time
7.	176-084D	CLUTCH HUB 7/8 HEX BORE	Must order #4, #5, & #6 also 1st time
8.	807-097C	SPRING COMP 2 1/16 OD X 4 LG	
9.	176-066D	CLUTCH SPRING RETAINER	
10.	805-024C	PIN ROLL 3/16X 1 1/2 PLT	
11.	176-044S	JAW CLUTCH CW 7/8 HEX SHORT	Includes items 1 through 10
	S/N 51022+ (Includes Fertilizer Drills)		
1.	800-177C	SNAP RING EXT 1 1/4 HEAVY	
2.	176-065D	CLUTCH FRICTION WASHER	
3.	817-111C	BEARING 1 1/4 ID X 1 13/32 OD	
4.	176-078D	CLUTCH DRIVE PLATE LONG - CW	
5.	176-080D	CLUTCH CAM PLATE	
6.	176-076D	CLUTCH SLIDE PLATE - CW	
7.	176-084D	CLUTCH HUB 7/8 HEX BORE	
8.	807-097C	SPRING COMP 2 1/16 OD X 4 LG	
9.	176-066D	CLUTCH SPRING RETAINER	
10.	805-024C	PIN ROLL 3/16X 1 1/2 PLT	
11.	176-042S	JAW CLUTCH CW EXT 7/8 HEX	Includes items 1 through 10

Legend: ● = 1st revision; ● = 2nd revision; ● = 3rd revision; ● = use up existing stock; ⊗ = not interchangeable; ⊗ ① ● = for example: revision 2 is not interchangeable w/revision 1

Right Hand Wing Clutch Fertilizer (195-186K)



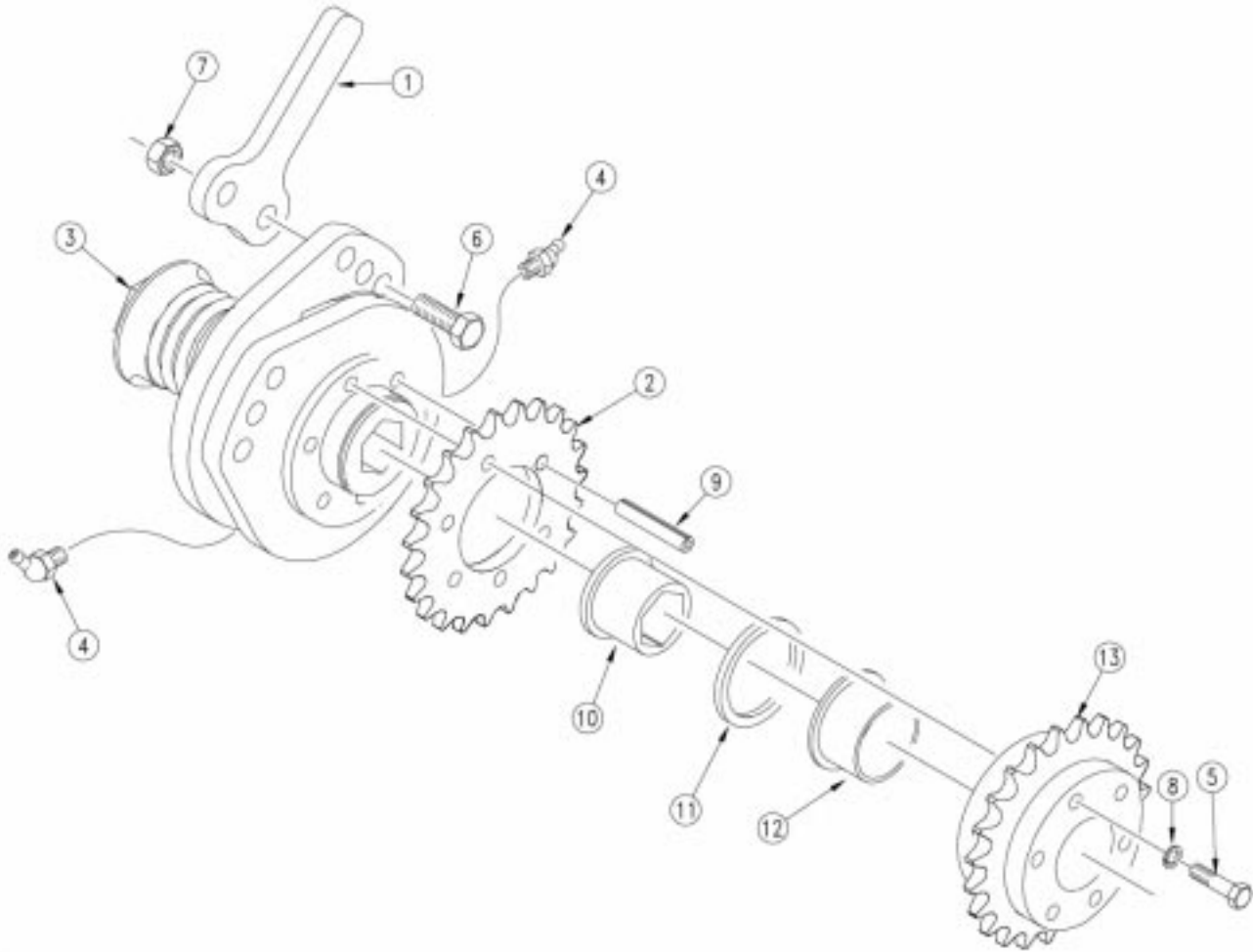
16452

Right Hand Wing Clutch Fertilizer (195-186K)

Ref.	Part No.	Part Description	Comments
1.	152-262D	CLUTCH ENGAGE ARM	
2.	808-240C	SPKT 40A23X1.813-1.818 BR/6HOL	
3.	176-042S	JAW CLUTCH CW EXT 7/8 HEX	
4.	195-161H	SPKT CLUTCH 40B23T HEX BORE	
5.	800-058C	GREASE ZERK 1/4-28 X 45-DEG	
6.	802-017C	HHCS 3/8-16X1 GR5	
7.	802-551C	HHCS 1/4-20X2 1/4 GR5	
8.	803-215C	NUT NYLOCK JAM THIN 3/8-16 PLT	
9.	804-006C	WASHER LOCK SPRING 1/4 PLT	
10.	805-180C	PIN ROLL 1/4 X 1 1/2 LG PLT	

Legend: ① = 1st revision; ② = 2nd revision; ③ = 3rd revision; ● = use up existing stock; ⊗ = not interchangeable; ⊗ ① ② = for example: revision 2 is not interchangeable w/revision 1

Left Hand Wing Clutch Fertilizer (195-187K)



16465

Left Hand Wing Clutch Fertilizer (195-187K)

Ref.	Part No.	Part Description	Comments
1.	152-262D	CLUTCH ENGAGE ARM	
2.	808-240C	SPKT 40A23X1.813-1.818 BR/6HOL	
3.	176-042S	JAW CLUTCH CW EXT 7/8 HEX	
4.	800-058C	GREASE ZERK 1/4-28 X 45-DEG	
5.	802-152C	HHCS 1/4-20X2 GR5	
6.	802-017C	HHCS 3/8-16X1 GR5	
7.	803-215C	NUT NYLOCK JAM THIN 3/8-16 PLT	
8.	804-006C	WASHER LOCK SPRING 1/4 PLT	
9.	805-180C	PIN ROLL 1/4 X 1 1/2 LG PLT	
10.	195-222D	BEARING 7/8 HEX ID X 1.254 OD	
11.	176-065C	CLUTCH FRICTION WASHER	
12.	817-111C	BEARING 1 1/4 ID X 1 13/32 OD	
13.	195-160H	SPKT CLUTCH 40B23T RND BORE	

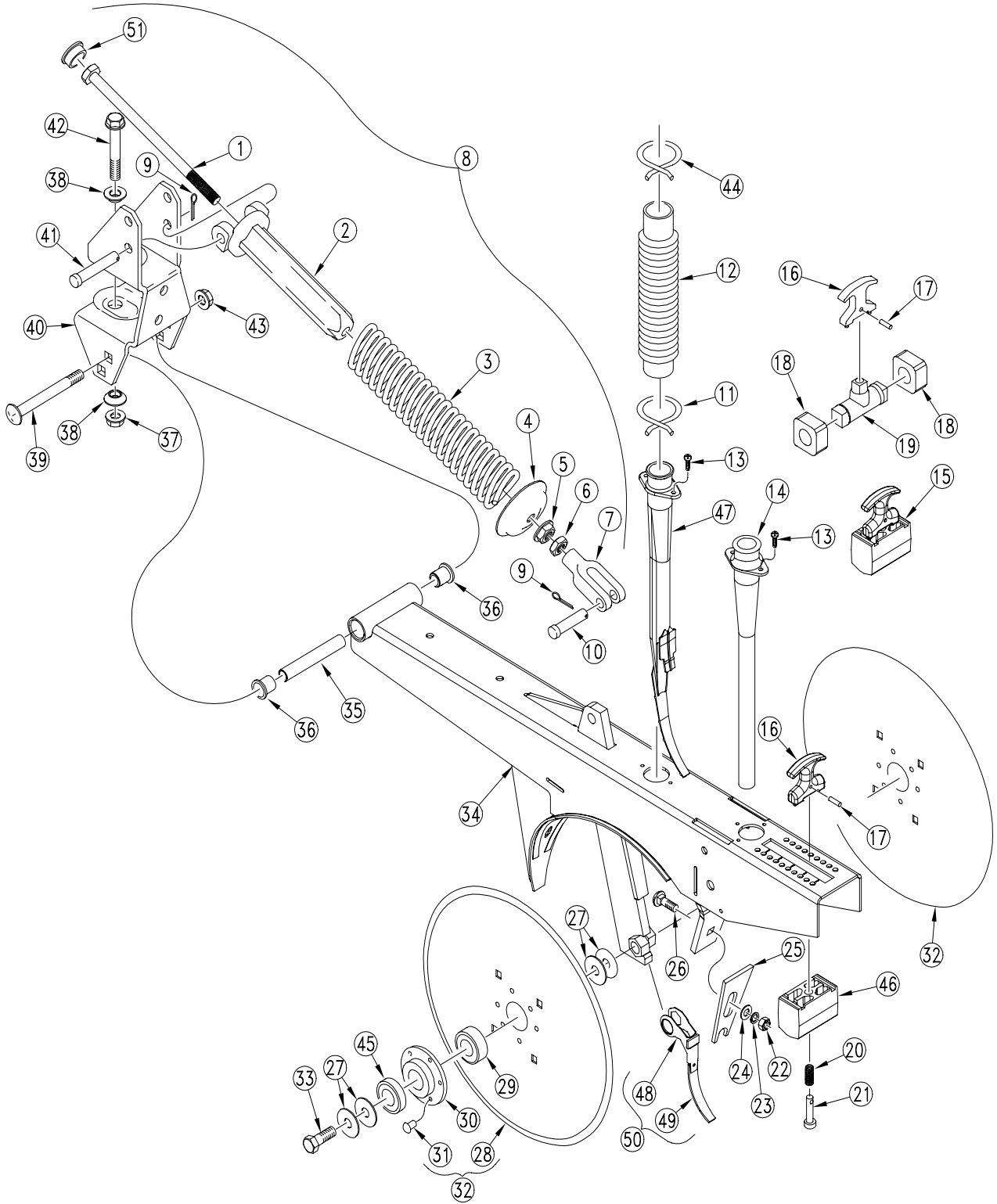
Legend: ● = 1st revision; ● = 2nd revision; ● = 3rd revision; ● = use up existing stock; ⊗ = not interchangeable; ⊗ ① ● = for example: revision 2 is not interchangeable w/revision 1

ong Arm Opener

Ref.	Part No.	Part Description	Comments
1.	802-550C	HHCS 1/2-13X10 SPTHG GR8	
2.	121-167D	OPNR SPRING RD TRUNION	
3.	807-159C	SPRING COMP 2 1/2ODX3/8X12 7/8	
4.	121-154D	SPRING STOP STAMPING	
5.	803-193C	NUT HEX FLANGE 1/2-13 GR G PLT	
6.	803-036C	NUT HEX JAM 1/2-13 PLT	
7.	121-152D	SPRING ROD LONG YOKE CAST MACH	
8.	121-762S	OPENER SPRING ROD ASSY. LONG	Includes items 1 through 7
9.	805-109C	PIN COTTER 1/8 X 1 1/4 PLT	
10.	805-127C	PIN CLEVIS 1/2 X 1 3/4	
11.	800-268C	CLAMP HOSE 1 1/2 NO. 23	
12.	816-239C	SEED HOSE 56 RIBS X 11 LONG	
13.	801-002C	SCREW HEX SLT10-16X3/8P.THD CT	
14.	817-133C	PLASTIC OPENER SEED TUBE	Model year 1998-
15.	122-202S	PW ADJUSTMENT TRUNNION ASSY	Includes items 16, 17, 20, 21 and 45.
16.	Ⓢ 817-328C	T-HANDLE ASSEMBLY	
	Ⓢ 198-104D	OBSELETE REPLACED BY 817-328C	
17.	805-186C	PIN ROLL 5/32 X 5/8 PLT	
18.	817-132C	PRESS WHEEL ARM BUMPER	(S/N S1335-) Use only with item 19
19.	Ⓢ 812-194C	REPLACED BY 817-347C	(S/N S1335-). See item 46.
20.	807-106C	SPRING .540 O.D.X 1 1/4 X.054W	
21.	805-154C	PIN CLEVIS 3/8 X 2 1/8 USABLE	
22.	803-014C	NUT HEX 3/8-16 PLT	
23.	804-013C	WASHER LOCK SPRING 3/8 PLT	
24.	804-012C	WASHER FLAT 3/8 SAE PLT	
25.	107-113D	D.D. SLOTTED SCRAPER	
26.	802-015C	RHSNB 3/8-16X1 GR5	
27.	804-040C	WASHER MACH 1.00 X .625 X 18GA	
28.	820-155C	FLAT DISK STEEL	
29.	188-001V	BEARING AA205DD	
30.	890-466C	RIBB BRG FLNG .266 MT HOLE PLT	
31.	800-213C	RIVET,BUTTON HEAD 1/4 X 9/16	
32.	107-133S	D.D. W/ 205 BRG ASSY-PLT FLNG	Includes items 28 through 31
33.	802-228C	HHCS 5/8-11X1 1/2 GR5 NYL	
34.	121-702H	OPENER WELDMNT - LONG	For drills manufactured after 5/1/2000, also order item 15.
35.	142-198D	STRAIGHT ARM OPENER PIVOT PIPE	
36.	817-084C	PARALLEL ARM PIVOT BUSHING	
37.	803-019C	NUT LOCK 1/2-13 PLT	
38.	804-154C	WASHER POWDER METAL CONE 1/2	
39.	802-121C	RHSNB 1/2-13X5 1/2 GR5	
40.	121-151D	OPENER MOUNTING BRACKET	
41.	805-234C	PIN CLEVIS 1/2 X 4 PLATED	
42.	802-045C	HHCS 1/2-13X5 GR5	
43.	803-169C	NUT HEX FLG. LOCK 1/2-13 PLT	
44.	800-009C	CLAMP HOSE 1 5/8 NO. 26	
45.	107-111D	DD BRG FLANGE DUST COVER	
46.	Ⓢ 817-347C	OPENER TRUNION	(S/N S1336+) Replaces items 18 and 19.
47.	817-314C	OPENER SEED TUBE, PLASTIC	Model year 1999+
48.	121-164D	HEX SEED FLAP MOUNTING CLIP	Model year 1999+
49.	816-302C	SEED FLAP, RUBBER, SEED-LOK	Model year 1999+
50.	122-242S	SEED FLAP & HEX CLIP, SEEDLOK	Model year 1999+
51.	121-152D	LONG YOKE OBSO RPBX 221-100K	Order kit 221-100K
52.	802-550C	HHCS 1/2-13X10 SPTHG GR8	Order kit 221-100K
53.	803-310C	NUT HEX 1/2-20 X 5/8 HIGH	
54.	121-169D	SPACER TB ALUM 1ODX 1/2 X 7.28	
55.	816-306C	PLUG, SPRING ROD CASTING	

Legend: Ⓢ = 1st revision; Ⓢ = 2nd revision; Ⓢ = 3rd revision; Ⓢ = use up existing stock; Ⓢ = not interchangeable; Ⓢ Ⓢ = for example: revision 2 is not interchangeable w/revision 1

Short Arm Opener



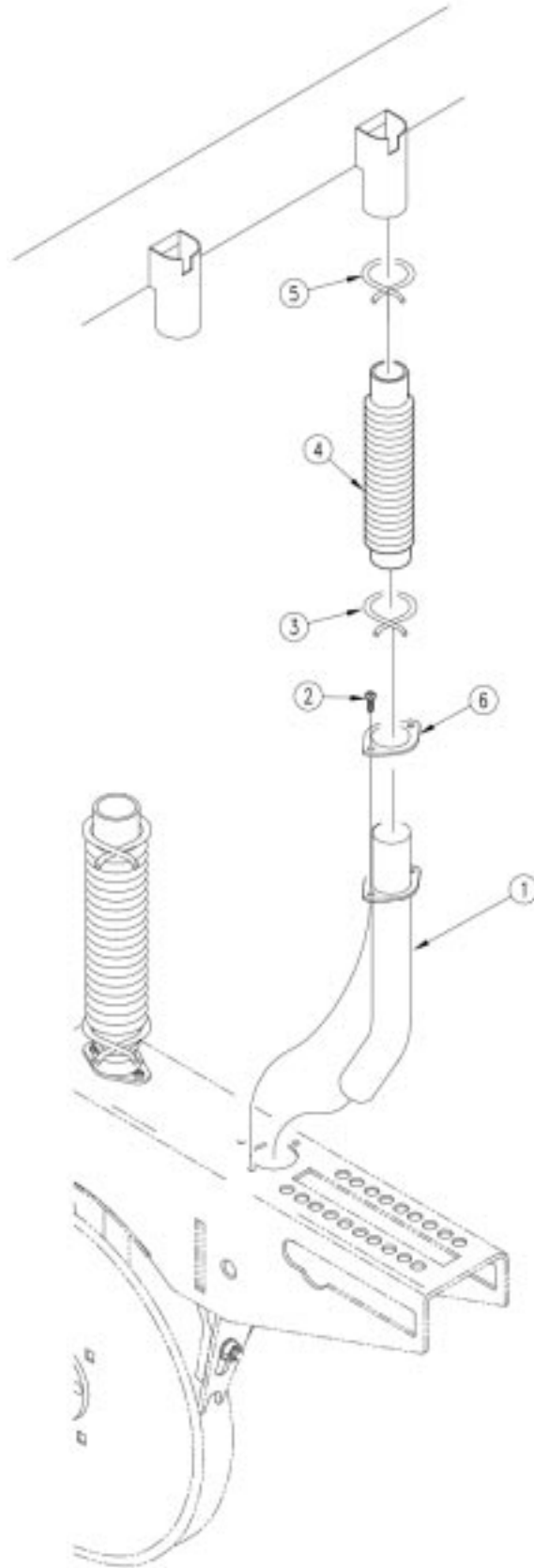
15465

Short Arm Opener

Ref.	Part No.	Part Description	Comments
1.	802-550C	HHCS 1/2-13X10 SPTHD GR8	
2.	812-236C	OPNR SPRING RD TRUNION CASTING	
3.	807-159C	SPRING COMP 2 1/2ODX3/8X12 7/8	
4.	121-154D	SPRING STOP STAMPING	
5.	803-193C	NUT HEX FLANGE 1/2-13 GR G PLT	
6.	803-036C	NUT HEX JAM 1/2-13 PLT	
7.	812-245C	ADJUSTABLE YOKE END	
8.	121-763S	OPENER SPRING ROD ASSY. SHRT.	Includes items 1 through 7
9.	805-109C	PIN COTTER 1/8 X 1 1/4 PLT	
10.	805-127C	PIN CLEVIS 1/2 X 1 3/4	
11.	800-268C	CLAMP HOSE 1 1/2 NO. 23	
12.	816-239C	SEED HOSE 56 RIBS X 11 LONG	
13.	801-002C	SCREW HEX SLT10-16X3/8P.THD CT	
14.	817-133C	PLASTIC OPENER SEED TUBE	Model year 1998-
15.	122-202S	PW ADJUSTMENT TRUNNION ASSY	Includes items 16, 17, 20, 21 and 45.
16.	⊕ 817-328D	T-HANDLE ASSEMBLY	
	● ① 198-104D	OBSELETE REPLACED BY 817-328C	
17.	805-186C	PIN ROLL 5/32 X 5/8 PLT	
18.	817-132C	PRESS WHEEL ARM BUMPER	(S/N S1335-) Use only with item 19.
19.	● ① 812-194C	REPLACED BY 817-347C	(S/N S1335-)
20.	807-106C	SPRING .540 O.D.X 1 1/4 X.054W	
21.	805-154C	PIN CLEVIS 3/8 X 2 1/8 USABLE	
22.	803-014C	NUT HEX 3/8-16 PLT	
23.	804-013C	WASHER LOCK SPRING 3/8 PLT	
24.	804-012C	WASHER FLAT 3/8 SAE PLT	
25.	107-113D	D.D. SLOTTED SCRAPER	
26.	802-015C	RHSNB 3/8-16X1 GR5	
27.	804-040C	WASHER MACH 1.00 X .625 X 18GA	
28.	820-155C	FLAT DISK STEEL	
29.	188-001V	BEARING AA205DD	
30.	890-466C	RIBB BRG FLNG .266 MT HOLE PLT	
31.	800-213C	RIVET,BUTTON HEAD 1/4 X 9/16	
32.	107-133S	D.D. W/ 205 BRG ASSY-PLT FLNG	Includes items 28 through 31
33.	802-228C	HHCS 5/8-11X1 1/2 GR5 NYL	
34.	121-703H	OPENER WELDMENT - SHORT	For drills manufactured after 5/1/2000, also order item 15.
35.	142-198D	STRAIGHT ARM OPENER PIVOT PIPE	
36.	817-084C	PARALLEL ARM PIVOT BUSHING	
37.	803-019C	NUT LOCK 1/2-13 PLT	
38.	804-154C	WASHER POWDER METAL CONE 1/2	
39.	802-121C	RHSNB 1/2-13X5 1/2 GR5	
40.	121-151D	OPENER MOUNTING BRACKET	
41.	805-234C	PIN CLEVIS 1/2 X 4 PLATED	
42.	802-045C	HHCS 1/2-13X5 GR5	
43.	803-169C	NUT HEX FLG. LOCK 1/2-13 PLT	
44.	800-009C	CLAMP HOSE 1 5/8 NO. 26	
45.	107-111D	DD BRG FLANGE DUST COVER	
46.	⊕ 817-347C	OPENER TRUNION	(S/N S1336+) Replaces items 18 and 19.
47.	817-314C	OPENER SEED TUBE, PLASTIC	Model year 1999+
48.	121-164D	HEX SEED FLAP MOUNTING CLIP	Model year 1999+
49.	816-302C	SEED FLAP, RUBBER, SEED-LOK	Model year 1999+
50.	122-242S	SEED FLAP & HEX CLIP, SEEDLOK	Model year 1999+
51.	816-306C	PLUG, SPRING ROD CASTING	

Legend: ● = 1st revision; ⊕ = 2nd revision; ⊕ = 3rd revision; ● = use up existing stock; ⊗ = not interchangeable; ⊕ ⊕ = for example: revision 2 is not interchangeable w/revision 1

Fertilizer Hose



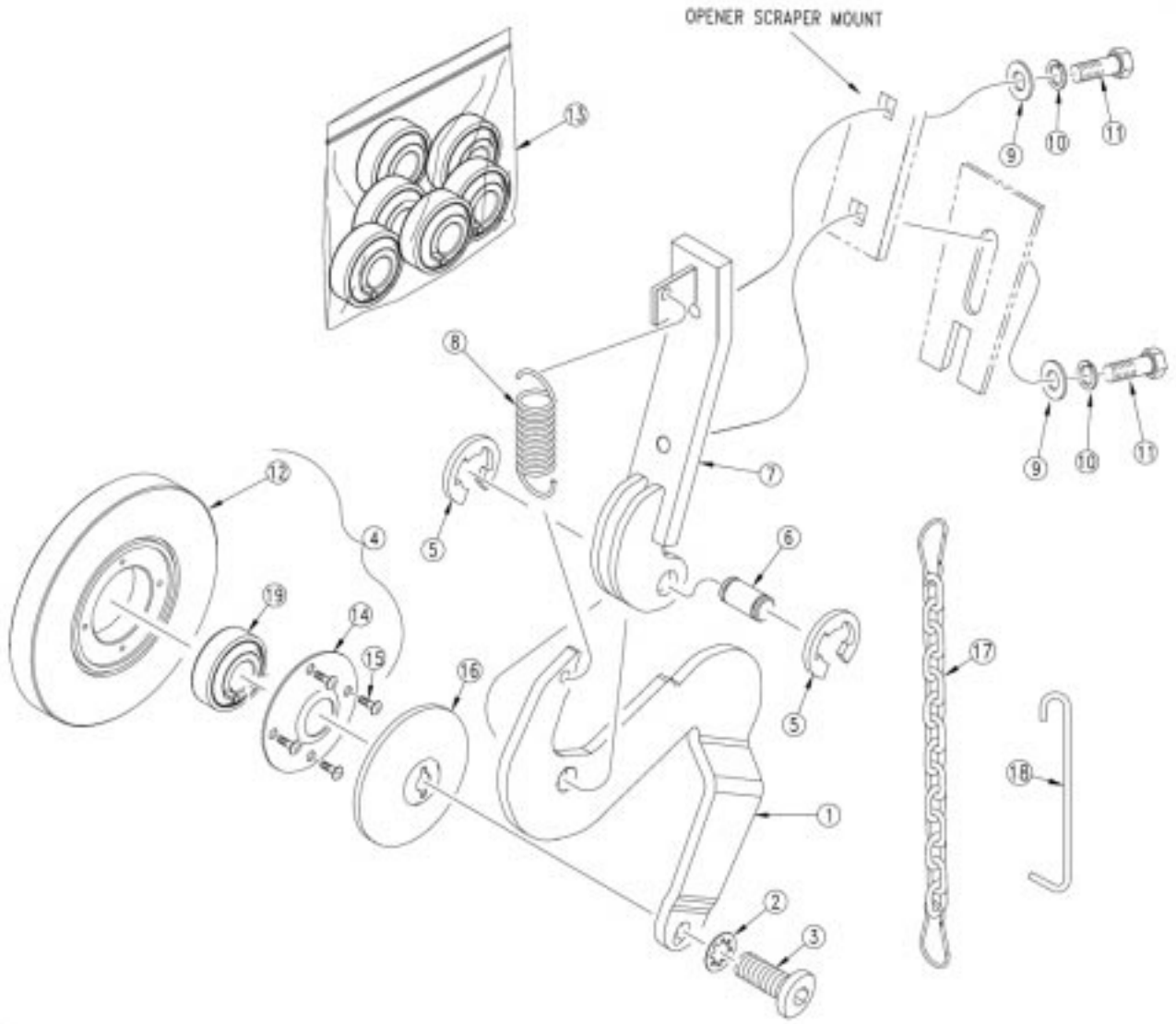
16459

Fertilizer Hose

Ref.	Part No.	Part Description	Comments
1.	⊗ 817-346C	PLASTIC FERTILIZER TUBE	
	● ① 142-701H	FERTILIZER DROP TUBE WLDMT	
2.	801-002C	SCREW HEX SLT10-16X3/8P.THD CT	
3.	800-008C	CLAMP HOSE 1 1/2 NO. 24	
4.	816-007C	SEED HOSE X 59 RIBS 1.5-1.25	
5.	800-016C	UPPER FERT HOSE CLAMP RATCHET	
6.	133-065D	SML SDS TB REINFORCEMENT RING	

Legend: ● = 1st revision; ⊗ = 2nd revision; ⊕ = 3rd revision; ● = use up existing stock; ⊗ = not interchangeable; ⊗ ① ⊗ = for example: revision 2 is not interchangeable w/revision 1

5" & 6" Seed-Lok® (Option)



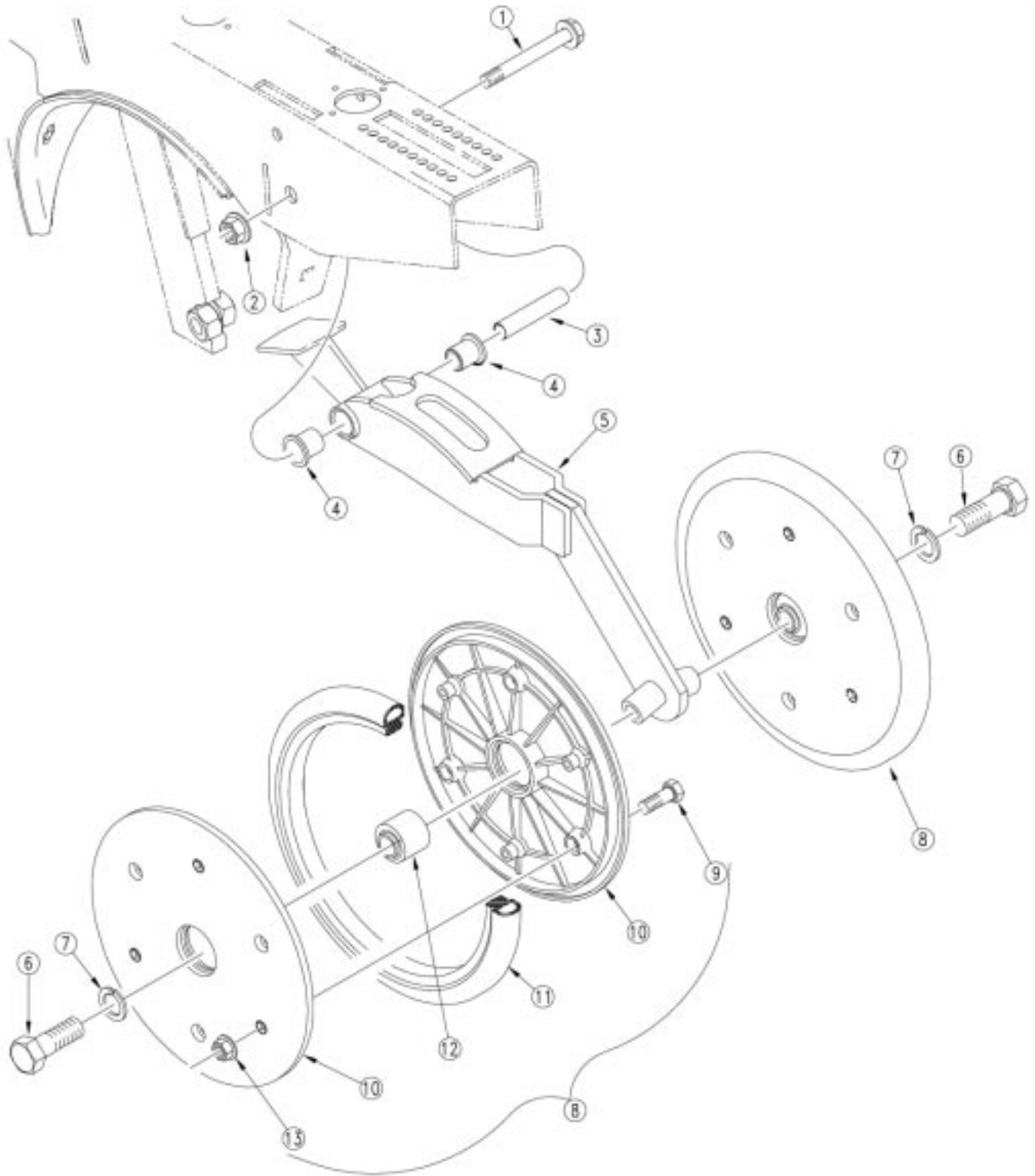
16362

5" & 6" Seed-Lok, (Option)

Ref.	Part No.	Part Description	Comments
1.	122-151D	SEED-LOK ARM (1994)	
2.	804-078C	WASHER INTERNAL STAR 3/8 PLT.	
3.	801-141C	LHS CP 3/8-16X3/4 GR8 PLATED	
4.	122-201S	SD-LK 203 BEARING WHEEL ASSY	5" Seed-Lok
	206-014S	6 GROOVED SEED LOK ASSEMBLY	6" Seed-Lok
5.	800-093C	SNAP RING EXT E 1/2	
6.	122-120D	5 SEED-LOK WHL ARM PIVOT PIN	
7.	122-173H	SS RMVBL SD-LOK MNT WLDMT	
8.	807-101C	SPRING, 1 O.D.X.125WIREX 3 1/2	
9.	804-012C	WASHER FLAT 3/8 SAE PLT	
10.	804-013C	WASHER LOCK SPRING 3/8 PLT	
11.	802-017C	HHCS 3/8-16X1 GR5	
12.	817-134C	5/8 X 5 SEED FIRING WHEEL	5" Seed-Lok
	817-191C	5/8 X 6 GROOVED SEED LOK WHEEL	6" Seed-Lok
13.	122-231A	SEED-LOK BEARING PACKAGE	Contains 6 bearings
14.	816-173C	BEARING RETAINER W/BONDED SEAL	
15.	801-084C	SCR PH THD FMG #10X1/2 TP ZP	
16.	206-021D	SEED LOK WHEEL CAP (LONG)	Drills before Sept. 30, 1997
17.	800-280C	WIRE HANGER - SEED-LOK ARM	Drill after Oct. 1, 1997. Can also be used on drills made before Sept. 30, 1997.
18.	800-310C	SEED LOK HANGER SPRING	
19.	188-008V	BEARING 203 SEED-LOK WITH PIN	

Legend: ● = 1st revision; ● = 2nd revision; ● = 3rd revision; ● = use up existing stock; ⊗ = not interchangeable; ⊗ ① ● = for example: revision 2 is not interchangeable w/revision 1

1" x 12" Double "V" Press Wheel



15466

1" x 12" Double "V" Press Wheel

Ref.	Part No.	Part Description	Comments
1.	802-421C	HFS 1/2-13X3 3/4 GR5 SPTHD	
2.	803-169C	NUT HEX FLG. LOCK 1/2-13 PLT.	
3.	198-137D	PRESS WHEEL PIVOT TUBE	
4.	817-084C	PARALLEL ARM PIVOT BUSHING	
5.	199-022H	98 1X12 PRESS WHEEL WELDMENT	
6.	802-051C	HHCS 5/8-11X1 1/2 GR5	
7.	804-022C	WASHER LOCK SPRING 5/8 PLT	
8.	814-174C	1 X 12 PRESS WHL ASSY-5203BRG	Includes items 9 through 13
9.	802-005C	HHCS 1/4-20X1 GR5	
10.	817-330C	1 X 12 PRESS WHEEL RIM HALF	
11.	814-034C	TIRE RUBBER 1 X 12	
12.	822-170C	BEARING PRESS WHEEL ASSEMBLY	
13.	803-088C	NUT HEX LOCK 1/4-20 FLG	


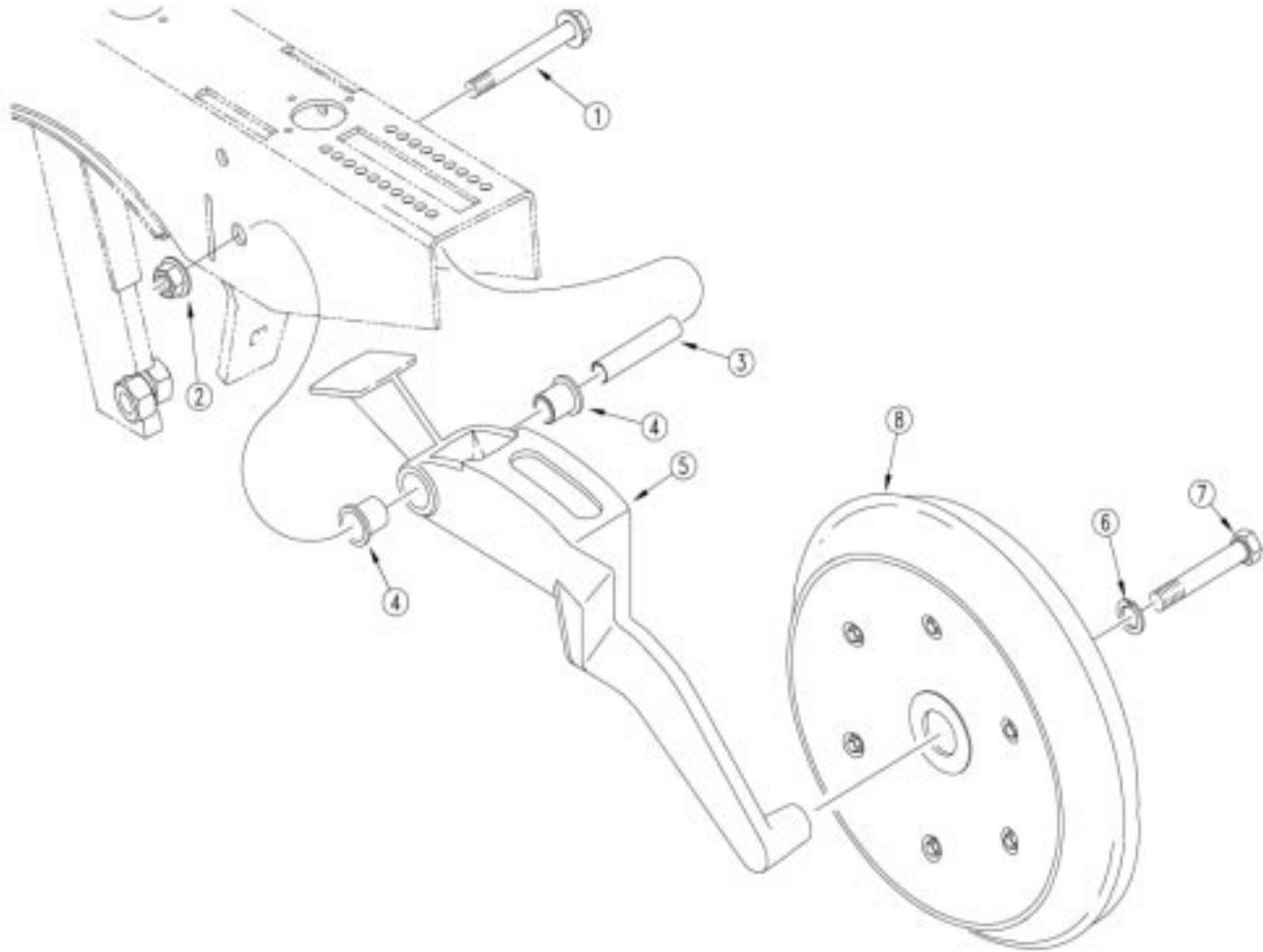
Legend: ● = 1st revision; ● = 2nd revision; ● = 3rd revision; ● = use up existing stock; ⊗ = not interchangeable; ⊗ ① ● = for example: revision 2 is not interchangeable w/revision 1

2" x 13 " Single Press Wheel

Ref.	Part No.	Part Description	Comments
1.	802-421C	HFS 1/2-13X3 3/4 GR5 SPTH	
2.	803-169C	NUT HEX FLG. LOCK 1/2-13 PLT.	
3.	198-137D	PRESS WHEEL PIVOT TUBE	
4.	817-084C	PARALLEL ARM PIVOT BUSHING	
5.	② 199-042D	UNIVERSAL PW ARM MACH 2&3X13	
	① 199-028D	REPLACED BY 199-042D	
6.	804-022C	WASHER LOCK SPRING 5/8 PLT	
7.	802-058C	HHCS 5/8-11X2 1/2 GR5	
8.	814-157C	2 X 13 PRESS WHEEL ASSEMBLY	Includes items 9 through 13
9.	822-170C	BEARING PRESS WHEEL ASSEMBLY	
10.	802-617C	HHFS 1/4-20 X 1 1/2 GR 5	
11.	803-088C	NUT HEX LOCK 1/4-20 FLG	
12.	817-296C	2 X 13 PRESS WHEEL RIM HALF	
13.	814-159C	2 X 13 PRESS WHEEL TIRE	

Legend: ① = 1st revision; ② = 2nd revision; ③ = 3rd revision; ● = use up existing stock; ⊗ = not interchangeable; ⊗ ① ② = for example: revision 2 is not interchangeable w/revision 1

3" x 13" Single Press Wheel



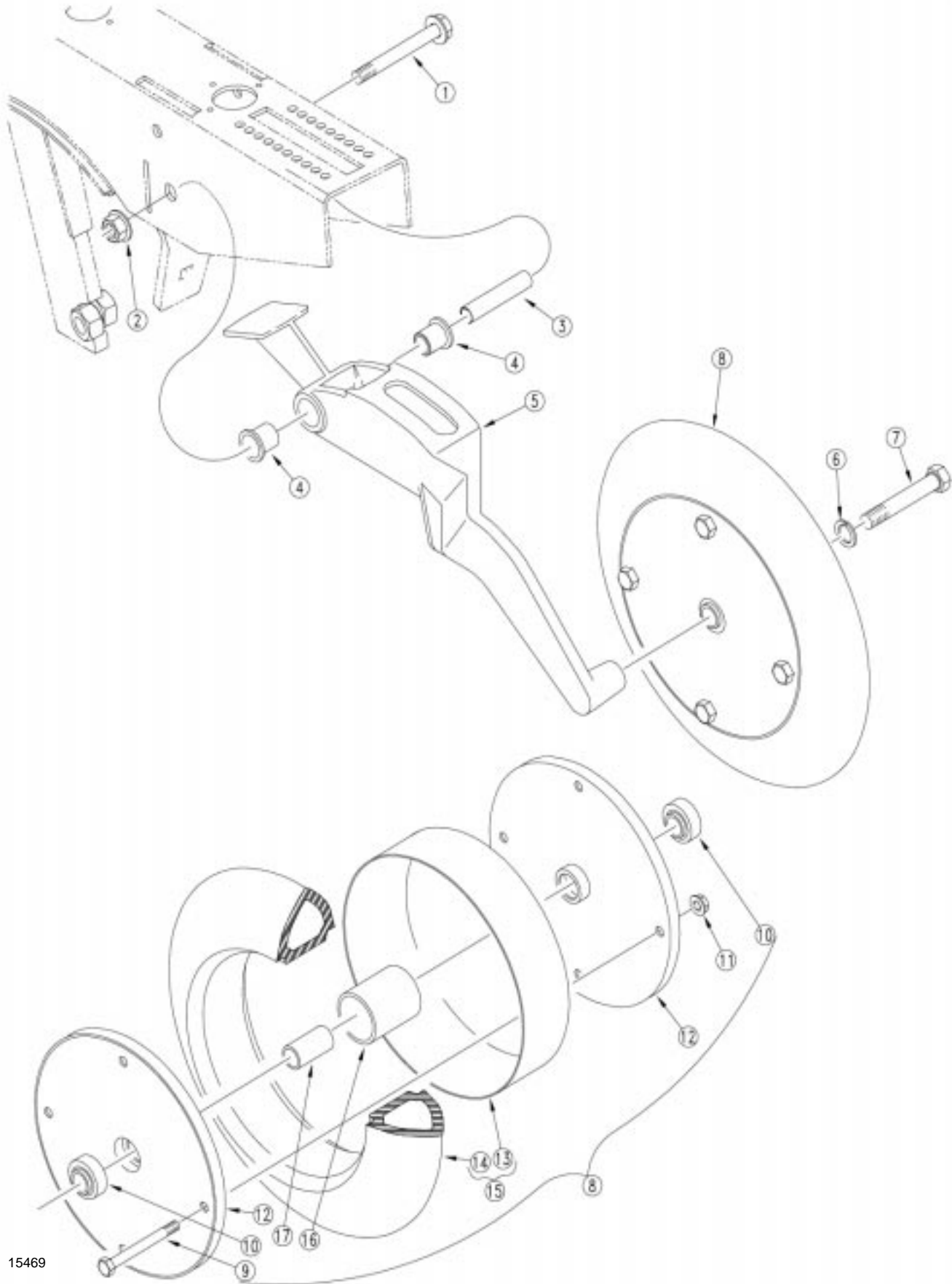
15468

3" x 13" Single Press Wheel

Ref.	Part No.	Part Description	Comments
1.	802-421C	HFS 1/2-13X3 3/4 GR5 SPTH	
2.	803-169C	NUT HEX FLG. LOCK 1/2-13 PLT.	
3.	198-137D	PRESS WHEEL PIVOT TUBE	
4.	817-084C	PARALLEL ARM PIVOT BUSHING	
5.	② 199-042D	UNIVERSAL PW ARM MACH 2&3X13	
	① 199-029D	REPLACED BY 199-042D	
6.	804-022C	WASHER LOCK SPRING 5/8 PLT	
7.	802-058C	HHCS 5/8-11X2 1/2 GR5	
8.	814-158C	3 X 13 PRESS WHEEL ASSEMBLY	Includes items 9 through 13
9.	822-170C	BEARING PRESS WHEEL ASSEMBLY	
10.	802-618C	HHFS 1/4-20 X 2 GR 5	
11.	803-088C	NUT HEX LOCK 1/4-20 FLG	
12.	817-297C	3 X 13 PRESS WHEEL RIM HALF	
13.	814-160C	3 X 13 PRESS WHEEL TIRE	

Legend: ① = 1st revision; ② = 2nd revision; ③ = 3rd revision; ● = use up existing stock; ⊗ = not interchangeable; ⊗ ① ② = for example: revision 2 is not interchangeable w/revision 1

3" x 14" Peaked Single Press Wheel



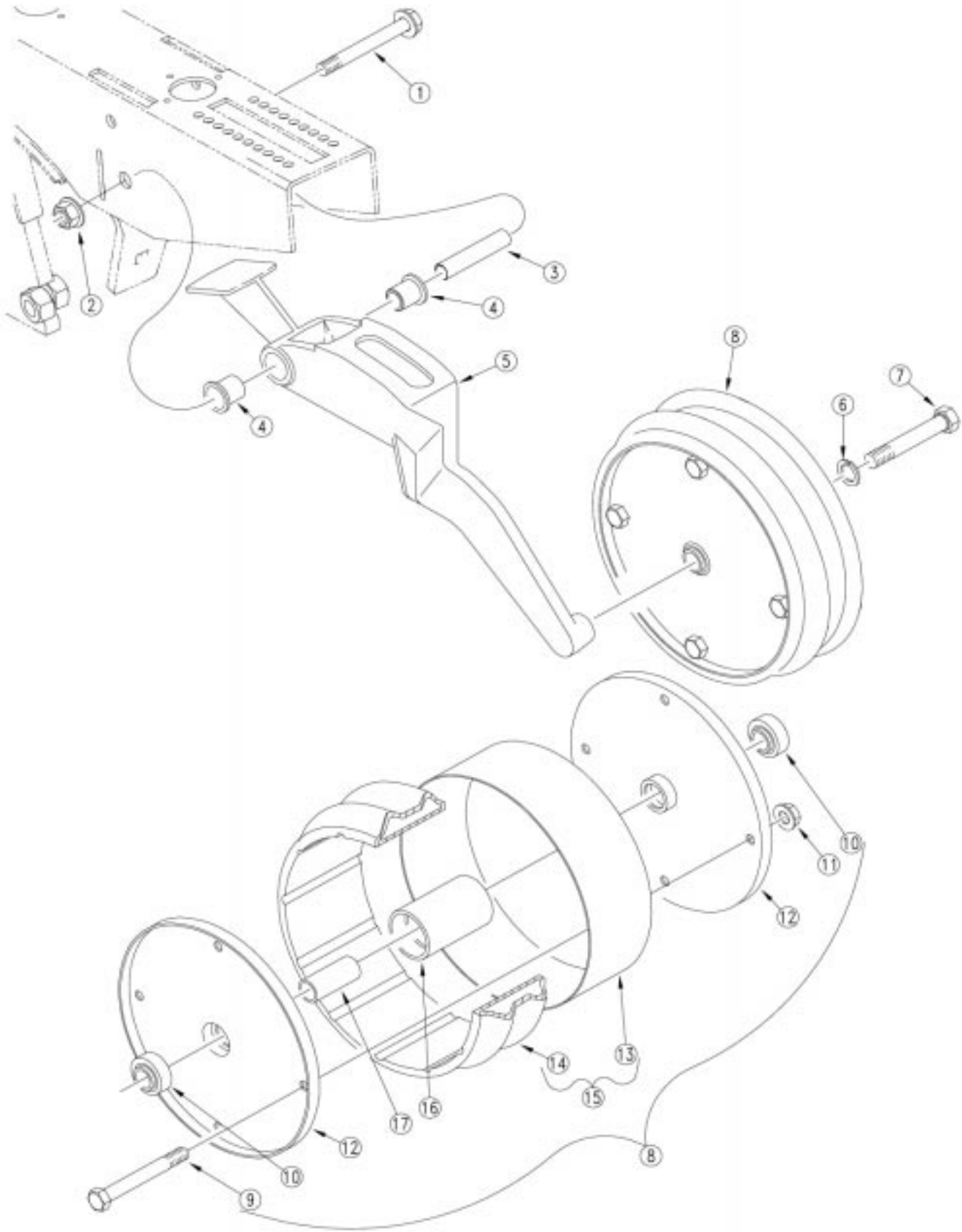
15469

3" x 14" Peaked Single Press Wheel

Ref.	Part No.	Part Description	Comments
1.	802-421C	HFS 1/2-13X3 3/4 GR5 SPTHD	
2.	803-169C	NUT HEX FLG. LOCK 1/2-13 PLT.	
3.	198-137D	PRESS WHEEL PIVOT TUBE	
4.	817-084C	PARALLEL ARM PIVOT BUSHING	
5.	199-030D	3 X 14 PRESS WHEEL ARM	
6.	804-022C	WASHER LOCK SPRING 5/8 PLT	
7.	802-059C	HHCS 5/8-11X3 GR5	
8.	122-117S	3 X 14 PEAKED P.W. ASSEMBLY	Includes items 9 through 17
9.	802-197C	HHCS 5/16-18X2 3/4 GR5	
10.	822-095C	BEARING DBL LIP 203 X 5/8 BORE	
11.	803-177C	NUT HEX LOCK 5/16-18 FLG.	
12.	122-041D	4X12 PW RIM HALF	
13.	817-063C	3 X 14 RIM SPACER RING	
14.	814-067C	TIRE 3 X 14 PW PEAKED	
15.	122-198V	3 X 14 TIRE & RING ASSEMBLY	Includes items 13 and 14
16.	817-062C	LARGE SPACER TUBE	
17.	122-110D	SMALL SPACER TUBE	

Legend: ● = 1st revision; ● = 2nd revision; ● = 3rd revision; ● = use up existing stock; ⊗ = not interchangeable; ⊗ ① ● = for example: revision 2 is not interchangeable w/revision 1

4" x 12" Double Ribbed Single Press Wheel



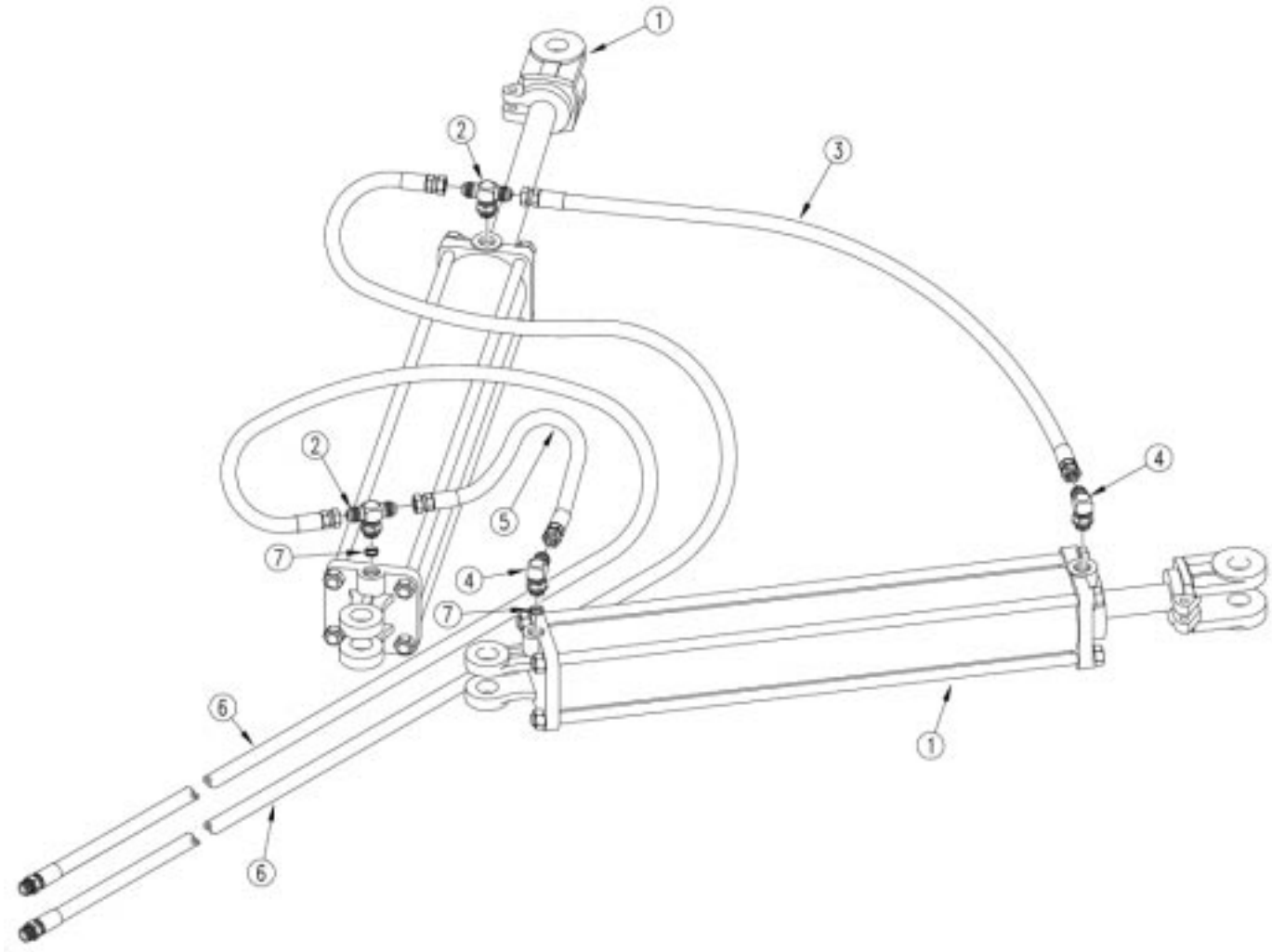
15470

4" x 12" Double Ribbed Single Press Wheel

Ref.	Part No.	Part Description	Comments
1.	802-421C	HFS 1/2-13X3 3/4 GR5 SPTH	
2.	803-169C	NUT HEX FLG. LOCK 1/2-13 PLT.	
3.	198-137D	PRESS WHEEL PIVOT TUBE	
4.	817-084C	PARALLEL ARM PIVOT BUSHING	
5.	199-031D	4 X 12 PRESS WHEEL ARM	
6.	804-022C	WASHER LOCK SPRING 5/8 PLT	
7.	802-151C	HHCS 5/8-11X4 1/4 GR5	
8.	122-103S	4X12 V-GROOVE PRESS WHL ASSY	Includes items 9 through 17
9.	802-119C	HHCS 5/16-18X3 3/4 GR5	
10.	822-095C	BEARING DBL LIP 203 X 5/8 BORE	
11.	803-177C	NUT HEX LOCK 5/16-18 FLG.	
12.	122-041D	4X12 PW RIM HALF	
13.	817-023C	4 X 12 RIM SPACER RING	
14.	814-010C	TIRE PW 4 X 12	
15.	122-197V	4X12 V-GROOVE TIRE & RING ASSY	Includes items 13 and 14
16.	817-022C	4 X 12 LARGE SPREADER TUBE	
17.	122-094D	4X12 SMALL SPREADER TUBE-SHORT	

Legend: ① = 1st revision; ② = 2nd revision; ③ = 3rd revision; ● = use up existing stock; ⊗ = not interchangeable; ⊗ ① ② = for example: revision 2 is not interchangeable w/revision 1

Fold Hydraulics



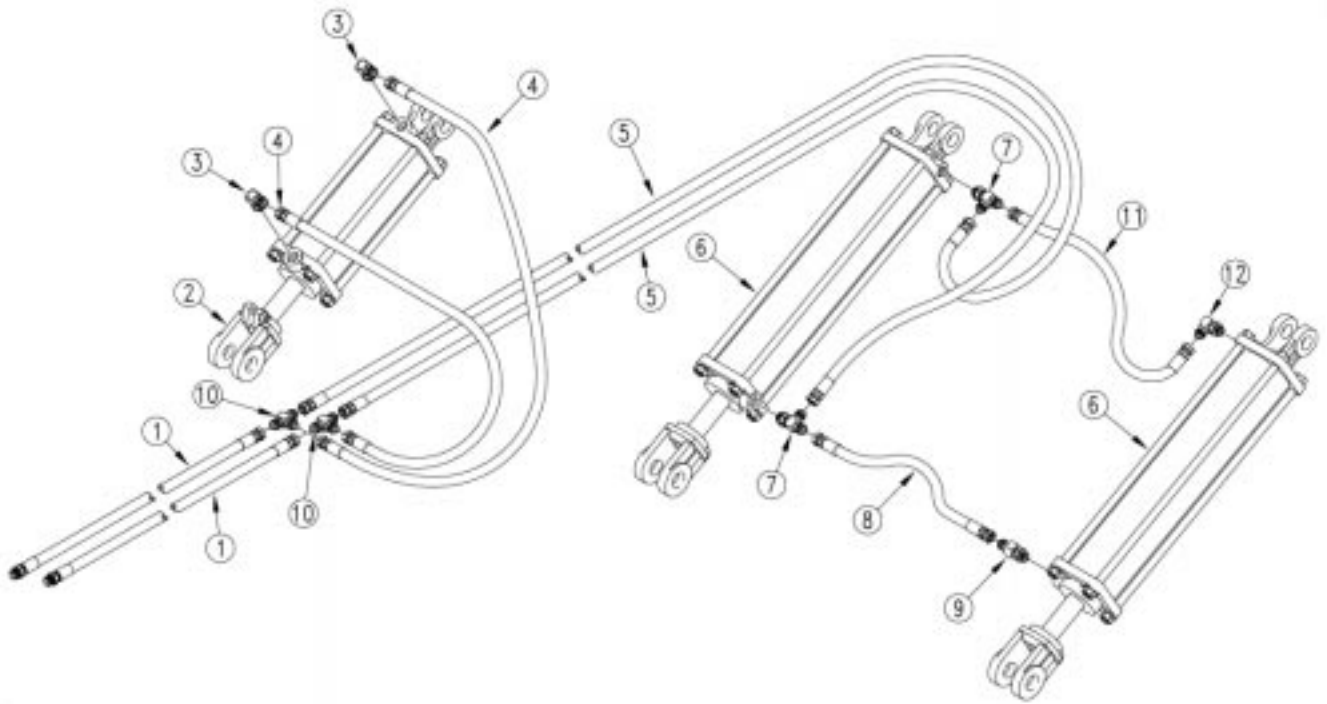
15473

Fold Hydraulics

Ref.	Part No.	Part Description	Comments
1.	810-298C	CYL 3.5X20X1.5 ROD (TIE ROD)	
2.	811-470C	TE 9/16MJIC 3/4MORB 9/16MJIC	
3.	811-574C	HH1/4R1 040 9/16FJIC	
4.	811-171C	EL 3/4MORB 9/16MJIC	
5.	811-140C	HH1/4R1 012 9/16FJIC	
6.	811-183C	HH1/4R1 381 1/2MNPT 9/16FJIC	

Legend: ● = 1st revision; ● = 2nd revision; ● = 3rd revision; ● = use up existing stock; ⊗ = not interchangeable; ⊗ ① ● = for example: revision 2 is not interchangeable w/revision 1

Transport Axle and Transport Hook Lift Hydraulics (S/N S1283-)



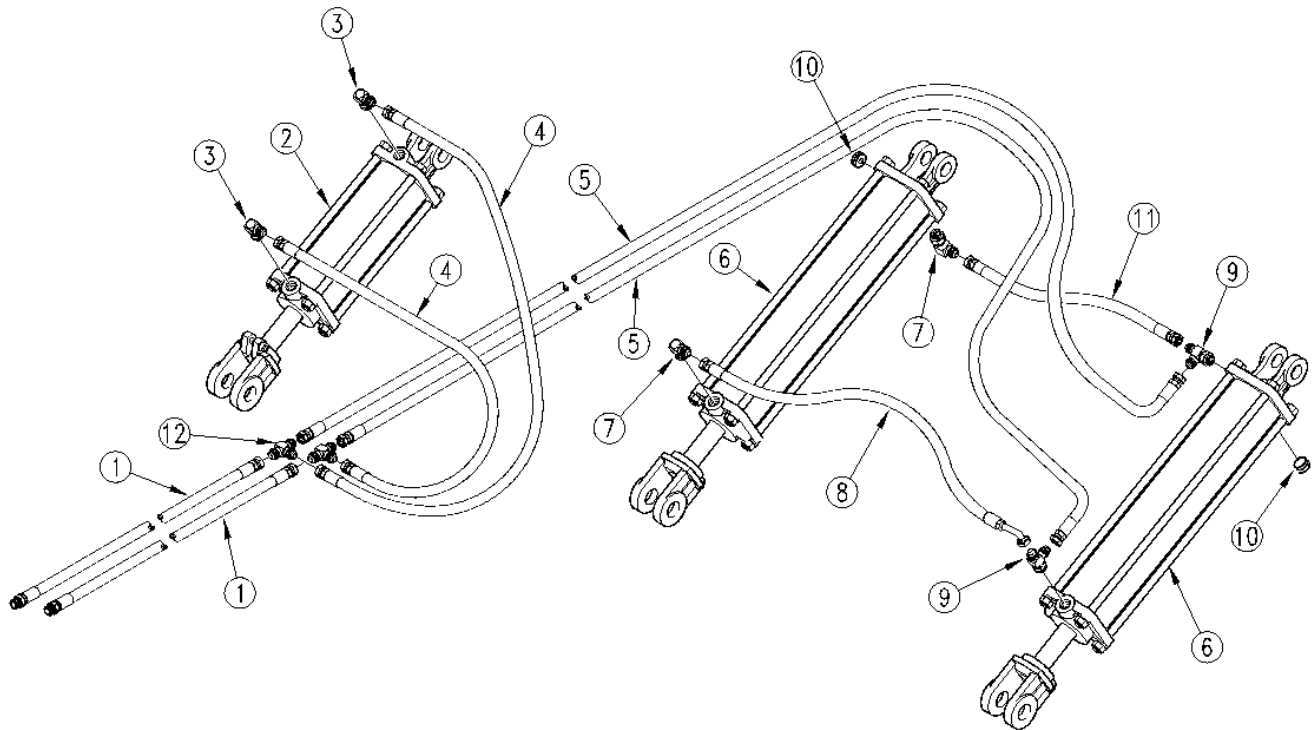
15471

Transport Axle and Transport Hook Lift Hydraulics (S/N S1283-)

Ref.	Part No.	Part Description	Comments
1.	811-436C	HH1/4R1 156 9/16FJIC 1/2MNPT	
2.	810-104C	CYL 3.5X8X1.25 ROD (TIE) 1 PIN	Refer to page 11-19, page 11-21 & page 11-23 for breakdown.
3.	811-171C	EL 3/4MORB 9/16MJIC	
4.	811-574C	HH1/4R1 040 9/16FJIC	
5.	811-252C	HH1/4R1 177 9/16FJIC	
6.	810-316C	CYL 3.5X12X1.25 ROD (TIE ROD)	Refer to page 11-27 for breakdown.
7.	811-064C	TE 9/16MJIC 9/16MJIC 9/16MORB	
8.	811-057C	HH1/4R2 020 9/16FJIC	
9.	811-170C	AD 9/16MORB 9/16MJIC	
10.	811-312C	TE 9/16MJIC	
11.	811-362C	HH1/4R1 025 9/16FJIC	
12.	811-065C	EL 9/16MJIC 9/16MORB	

Legend: ● = 1st revision; ● = 2nd revision; ● = 3rd revision; ● = use up existing stock; ⊗ = not interchangeable; ⊗ ① ● = for example: revision 2 is not interchangeable w/revision 1

Transport Axle and Transport Hook Lift Hydraulics (S/N S1283+)



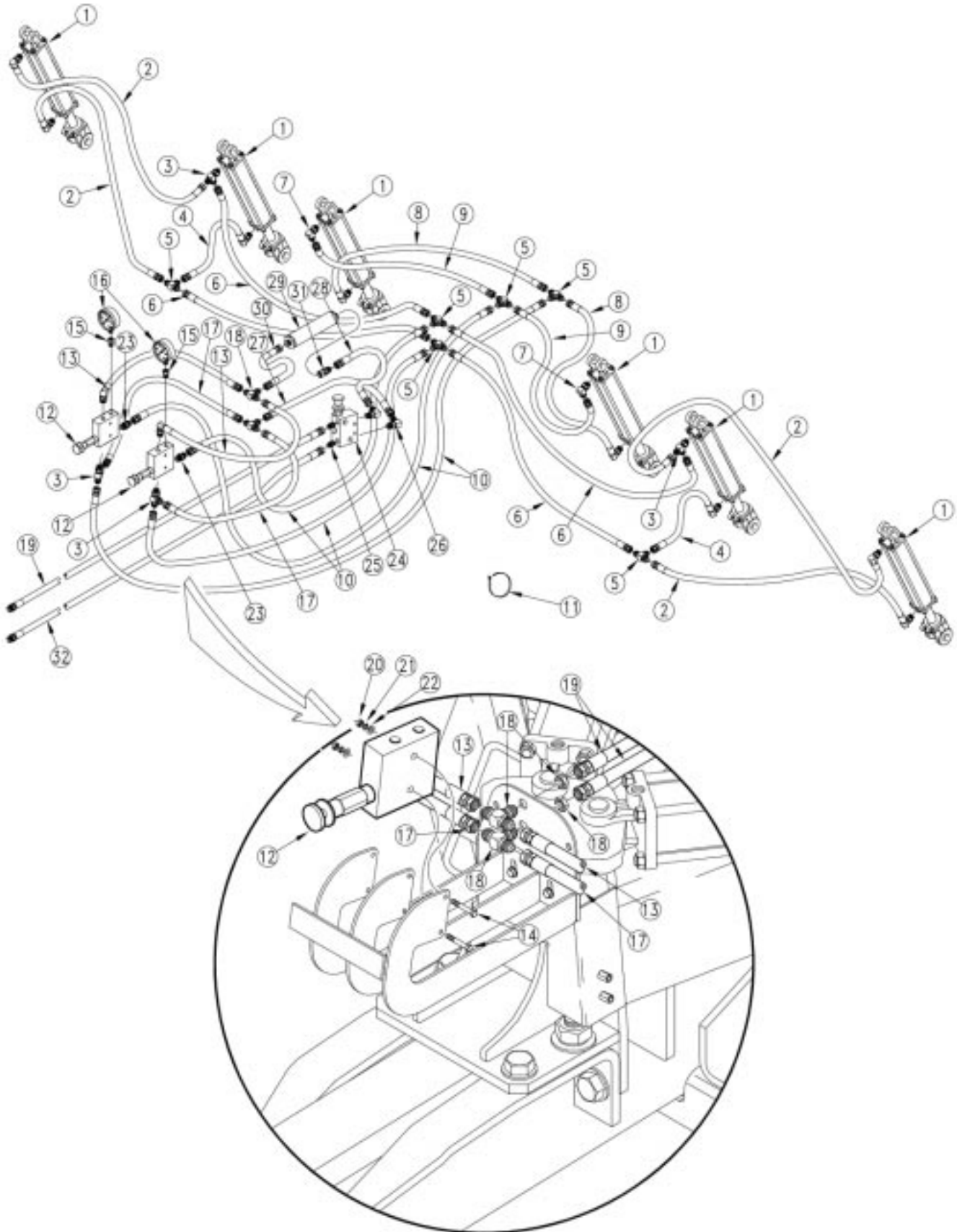
17277

Transport Axle and Transport Hook Lift Hydraulics (S/N S1283+)

Ref.	Part No.	Part Description	Comments
1.	811-436C	HH1/4R1 156 9/16FJIC 1/2MNPT	
2.	810-104C	CYL 3.5X8X1.25 ROD (TIE) 1 PIN	Refer to page 11-19, page 11-21 & page 11-23 for breakdown.
3.	811-171C	EL 3/4MORB 9/16MJIC	
4.	811-574C	HH1/4R1 040 9/16FJIC	
5.	811-252C	HH1/4R1 177 9/16FJIC	
6.	810-316C	CYL 3.5X12X1.25 ROD (TIE ROD)	Refer to page 11-27 for breakdown.
7.	811-065C	EL 9/16MJIC 9/16MORB	
8.	811-695C	HH1/4R2 025 9/16FJIC9/16FJIC90	
9.	811-064C	TE 9/16MJIC 9/16MJIC 9/16MORB	
10.	811-675C	PL 9/16MORB HEX HEAD	
11.	811-362C	HH1/4R1 025 9/16FJIC	
12.	811-312C	TE 9/16MJIC	

Legend: ● = 1st revision; ● = 2nd revision; ● = 3rd revision; ● = use up existing stock; ⊗ = not interchangeable; ⊗ ① ● = for example: revision 2 is not interchangeable w/revision 1

Opener Down Pressure Hydraulics (Closed Center) (S/N S1699-)



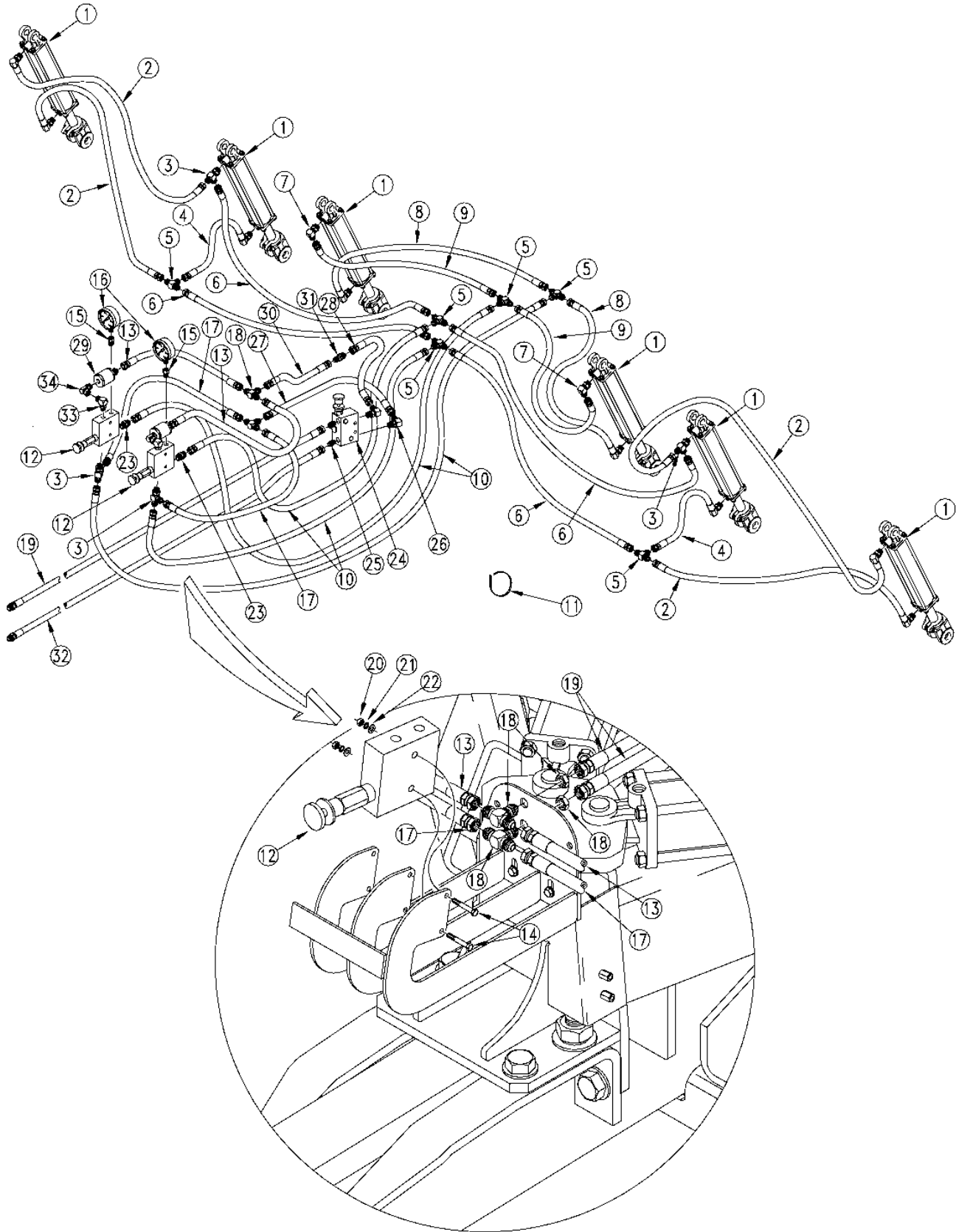
16095

Opener Down Pressure Hydraulics (Closed Center) (S/N S1699-)

Ref.	Part No.	Part Description	Comments
1.	810-299C	CYL 2X8X1.12 ROD (TIE ROD).	
2.	811-577C	HH1/4R1 100 9/16FJIC9/16MORM90	
3.	811-064C	TE 9/16MJIC 9/16MJIC 9/16MORB	
4.	811-590C	HH3/8R1 034 9/16FJIC9/16MORM90	
5.	811-312C	TE 9/16MJIC	
6.	811-586C	HH3/8R1 134 9/16FJIC	
7.	811-065C	EL 9/16MJIC 9/16MORB	
8.	811-578C	HH1/4R1 074 9/16FJIC9/16MORM90	
9.	811-589C	HH1/4R1 074 9/16FJIC	
10.	811-587C	HH3/8R1 086 9/16FJIC	
11.	800-082C	CABLE TIE .31X21.5 6DIA 120LB	
12.	810-301C	PRESSURE REDUCING VALVE	Refer to page 11-29 for breakdown.
13.	811-632C	HH3/8R1 021 9/16FJIC9/16MORB90	
14.	802-551C	HHCS 1/4-20X2 1/4 GR5	
15.	811-677C	AD 9/16MORB 1/4FNPT	
16.	810-300C	PRESSURE GAUGE 3000 PSI	
17.	811-631C	HH3/8R1 018 9/16FJIC	
18.	811-356C	TE 9/16MJIC BH 9/16MJIC 9/16MJ	
19.	811-585C	HH3/8R1 408 1/2MNPT 9/16FJIC	
20.	803-006C	NUT HEX 1/4-20 PLT	
21.	804-006C	WASHER LOCK SPRING 1/4 PLT	
22.	804-075C	WASHER FLAT 1/4 USS PLT	
23.	811-170C	AD 9/16MORB 9/16MJIC	
24.	810-432C	HYDRAULIC BYPASS VALVE	
25.	811-133C	AD 9/16MJIC 3/4MORB	
26.	811-171C	EL 3/4MORB 9/16MJIC	
27.	811-631C	HH3/8R1 018 9/16FJIC	
28.	811-118C	HH3/8R1 041 9/16FJIC 3/4FJIC	
29.	810-410C	FILTER INLINE SHOEMAKER #8055	
30.	811-286C	HH3/8R2 020 3/4FJIC 9/16FJIC	
31.	811-146C	AD 3/4FJIC 9/16MJIC	
32.	811-796C	HH1/2R1 408 1/2MNPT 9/16FJIC	

Legend: ● = 1st revision; ● = 2nd revision; ● = 3rd revision; ● = use up existing stock; ⊗ = not interchangeable; ⊗ ① ● = for example: revision 2 is not interchangeable w/revision 1

Opener Down Pressure Hydraulics (Closed Center) (S/N S1700+)



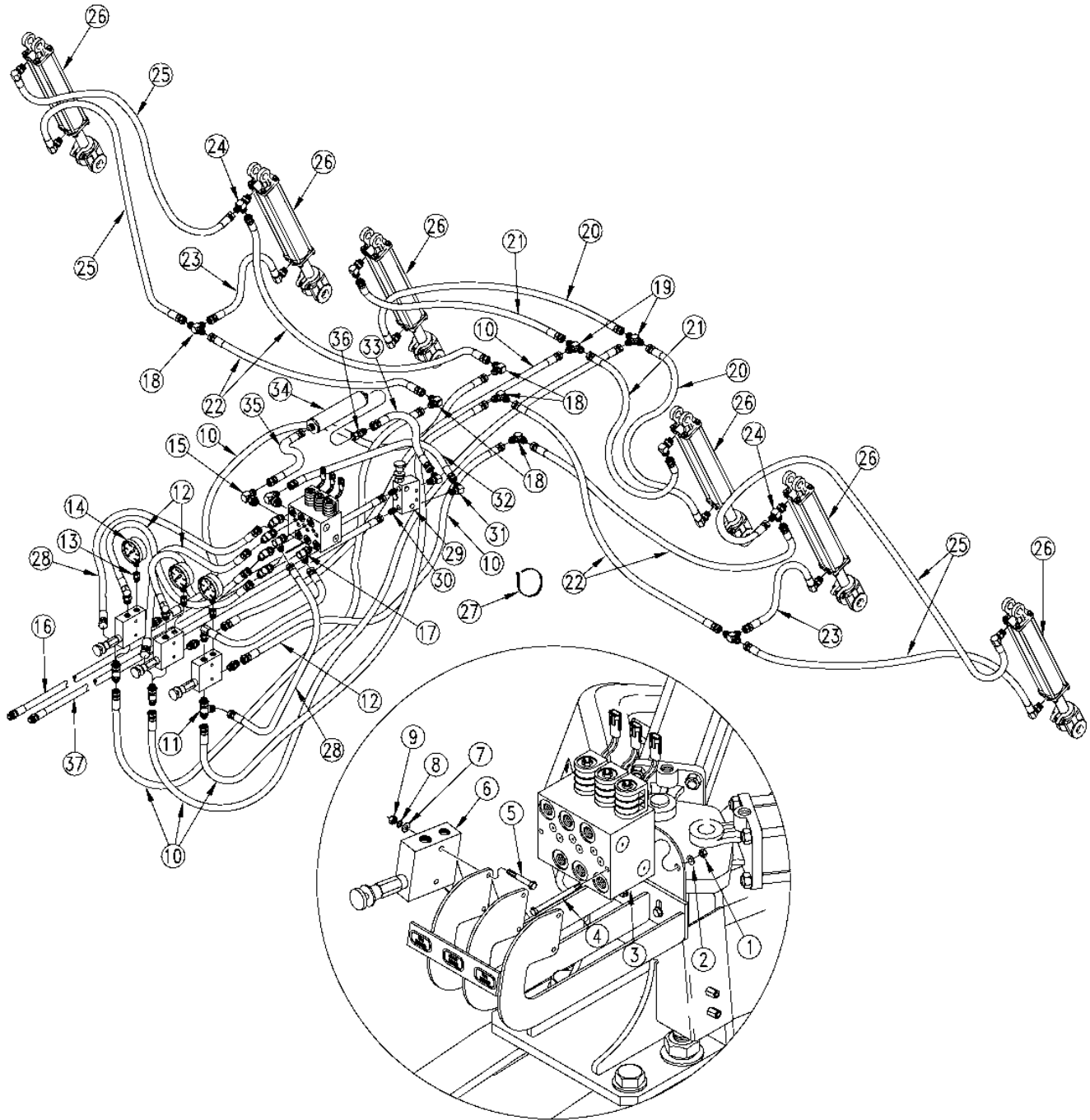
22965

Opener Down Pressure Hydraulics (Closed Center) (S/N S1700+)

Ref.	Part No.	Part Description	Comments
1.	810-299C	CYL 2X8X1.12 ROD (TIE ROD)	
2.	811-577C	HH1/4R1 100 9/16FJIC9/16MORM90	
3.	811-064C	TE 9/16MJIC 9/16MJIC 9/16MORB	
4.	811-590C	HH3/8R1 034 9/16FJIC9/16MORM90	
5.	811-312C	TE 9/16MJIC	
6.	811-586C	HH3/8R1 134 9/16FJIC	
7.	811-065C	EL 9/16MJIC 9/16MORB	
8.	811-578C	HH1/4R1 074 9/16FJIC9/16MORM90	
9.	811-589C	HH1/4R1 074 9/16FJIC	
10.	811-587C	HH3/8R1 092 9/16FJIC	
11.	800-082C	CABLE TIE .31X21.5 6DIA 120LB	
12.	810-301C	VALVE PRESS REDUCING W/CHECK	Refer to page 11-29 for breakdown
13.	811-286C	HH3/8R2 020 3/4FJIC 9/16FJIC	
14.	802-551C	HHCS 1/4-20X2 1/4 GR5	
15.	811-677C	AD 9/16MORB 1/4FNPT	
16.	810-300C	PRESSURE GAUGE 3000 PSI	
17.	811-631C	HH3/8R1 018 9/16FJIC	
18.	811-356C	TE 9/16MJIC BH 9/16MJIC 9/16MJ	
19.	811-585C	HH3/8R1 408 1/2MNPT 9/16FJIC	
20.	803-006C	NUT HEX 1/4-20 PLT	
21.	804-006C	WASHER LOCK SPRING 1/4 PLT	
22.	804-075C	WASHER FLAT 1/4 USS PLT	
23.	811-170C	AD 9/16MORB 9/16MJIC	
24.	810-432C	HYDRAULIC BYPASS VALVE	
25.	811-133C	AD 9/16MJIC 3/4MORB	
26.	811-171C	EL 3/4MORB 9/16MJIC	
27.	811-631C	HH3/8R1 018 9/16FJIC	
28.	811-118C	HH3/8R1 041 9/16FJIC 3/4FJIC	
29.	810-554C	FILTER INLINE 3/4FORB 3/4MJIC	For replacement screen order 810-553C
30.	811-286C	HH3/8R2 020 3/4FJIC 9/16FJIC	
31.	811-430C	AD 3/4MJIC 3/4MJIC	
32.	811-796C	HH1/2R1 408 1/2MNPT 9/16FJIC	
33.	811-216C	EL 3/4MJIC 9/16MORB	
34.	841-077C	EL 3/4FJIC 3/4MORB	

Legend: ● = 1st revision; ● = 2nd revision; ● = 3rd revision; ● = use up existing stock; ⊗ = not interchangeable; ⊗ ① ● = for example: revision 2 is not interchangeable w/revision 1

Opener Down Pressure Hydraulics With Point Row (Option) (S/N S1699-)



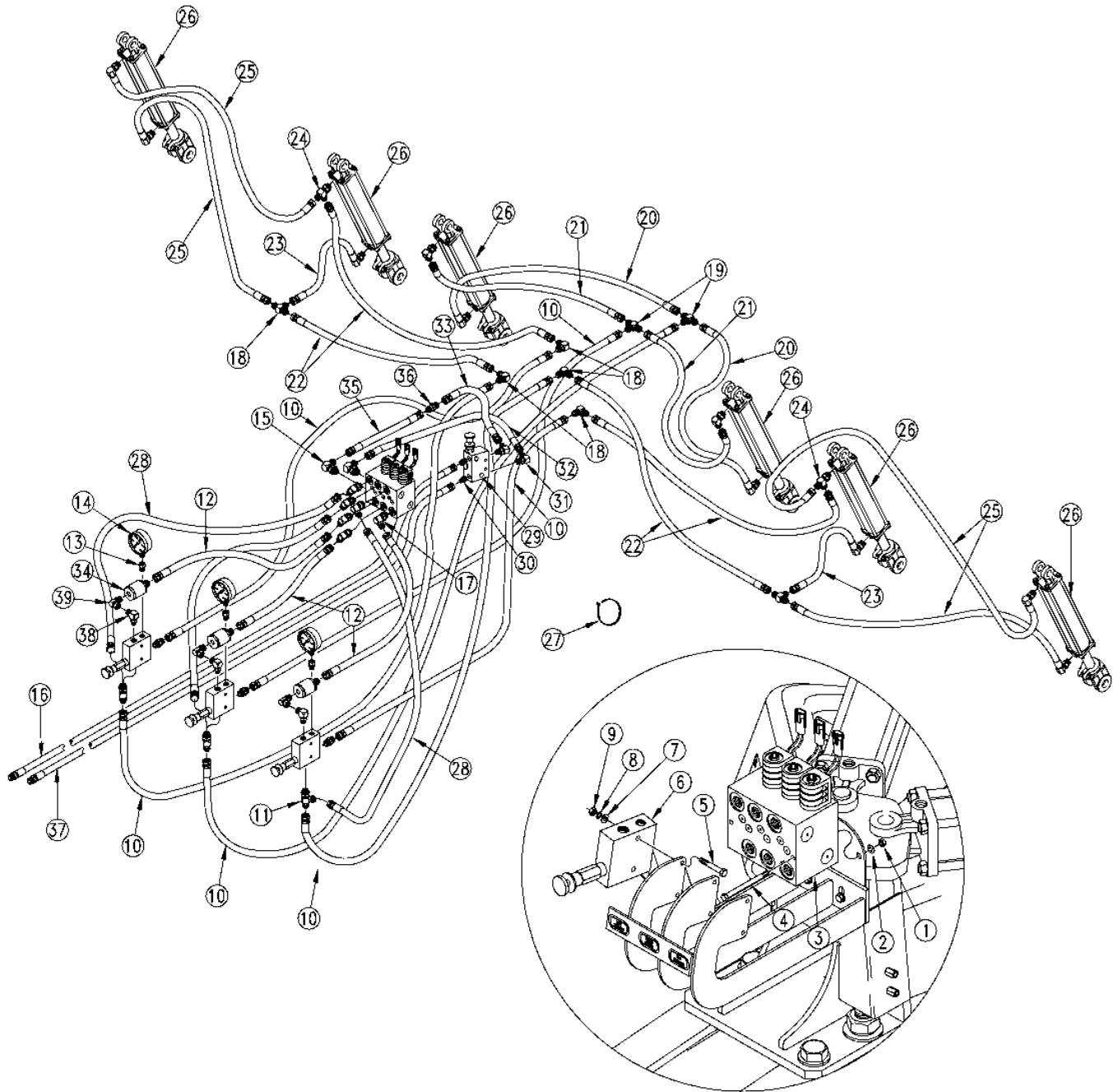
17026

Opener Down Pressure Hydraulics With Point Row (Option) (S/N S1699-)

Ref.	Part No.	Part Description	Comments
1.	803-013C	NUT LOCK 3/8-16 PLT	
2.	804-011C	WASHER FLAT 3/8 USS PLT	
3.	810-371C	MANIFOLD ASY 3S-3000 POINT ROW	Refer to page 11-31 for breakdown
4.	802-026C	HHCS 3/8-16X3 3/4 GR5	
5.	802-551C	HHCS 1/4-20X2 1/4 GR5	
6.	810-301C	VALVE PRESS REDUCING W/CHECK	Refer to page 11-29 for breakdown.
7.	804-075C	WASHER FLAT 1/4 USS PLT	
8.	804-006C	WASHER LOCK SPRING 1/4 PLT	
9.	803-006C	NUT HEX 1/4-20 PLT	
10.	811-587C	HH3/8R1 086 9/16FJIC	
11.	811-064C	TE 9/16MJIC 9/16MJIC 9/16MORB	
12.	811-632C	HH3/8R1 021 9/16FJIC9/16MORB90	
13.	811-677C	AD 9/16MORB 1/4FNPT	
14.	810-300C	PRESSURE GAUGE 3000 PSI	
15.	811-171C	EL 3/4MORB 9/16MJIC	
16.	811-585C	HH3/8R1 408 1/2MNPT 9/16FJIC	
17.	811-065C	EL 9/16MJIC 9/16MORB	
18.	811-393C	EL 9/16MJIC	
19.	811-312C	TE 9/16MJIC	
20.	811-578C	HH1/4R1 074 9/16FJIC9/16MORM90	
21.	811-589C	HH1/4R1 074 9/16FJIC	
22.	811-586C	HH3/8R1 134 9/16FJIC	
23.	811-590C	HH3/8R1 034 9/16FJIC9/16MORM90	
24.	811-064C	TE 9/16MJIC 9/16MJIC 9/16MORB	
25.	811-577C	HH1/4R1 100 9/16FJIC9/16MORM90	
26.	810-299C	CYL 2X8X1.12 ROD (TIE ROD)	
27.	800-082C	CABLE TIE .31X21.5 6DIA 120LB	
28.	811-631C	HH3/8R1 018 9/16FJIC	
29.	810-432C	HYDRAULIC BYPASS VALVE	
30.	811-133C	AD 9/16MJIC 3/4MORB	
31.	811-171C	EL 3/4MORB 9/16MJIC	
32.	811-631C	HH3/8R1 018 9/16FJIC	
33.	811-118C	HH3/8R1 041 9/16FJIC 3/4FJIC	
34.	810-410C	FILTER INLINE SHOEMAKER #8055	
35.	811-286C	HH3/8R2 020 3/4FJIC 9/16FJIC	
36.	811-146C	AD 3/4FJIC 9/16MJIC	
37.	811-796C	HH1/2R1 408 1/2MNPT 9/16FJIC	

Legend: ● = 1st revision; ● = 2nd revision; ● = 3rd revision; ● = use up existing stock; ⊗ = not interchangeable; ⊗ ① ● = for example: revision 2 is not interchangeable w/revision 1

Opener Down Pressure Hydraulics With Point Row (Option) (S/N S1700+)



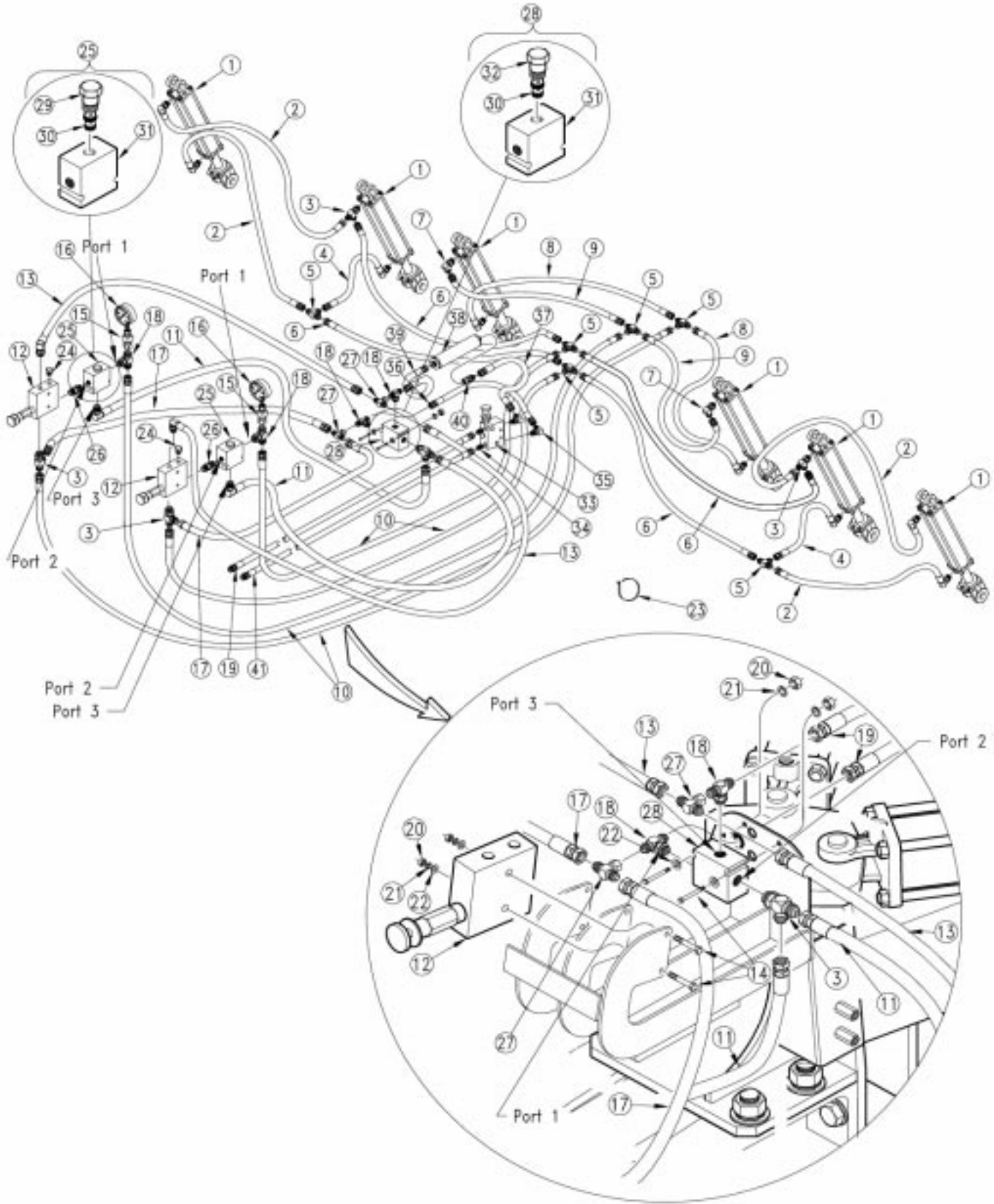
22966

Opener Down Pressure Hydraulics With Point Row (Option) (S/N S1700+)

Ref.	Part No.	Part Description	Comments
1.	803-013C	NUT LOCK 3/8-16 PLT	
2.	804-011C	WASHER FLAT 3/8 USS PLT	
3.	810-371C	MANIFOLD ASY 3S-3000 POINT ROW	Refer to page 11-31 for breakdown
4.	802-026C	HHCS 3/8-16X3 3/4 GR5	
5.	802-551C	HHCS 1/4-20X2 1/4 GR5	
6.	810-301C	VALVE PRESS REDUCING W/CHECK	Refer to page 11-29 for breakdown
7.	804-075C	WASHER FLAT 1/4 USS PLT	
8.	804-006C	WASHER LOCK SPRING 1/4 PLT	
9.	803-006C	NUT HEX 1/4-20 PLT	
10.	811-587C	HH3/8R1 092 9/16FJIC	
11.	811-064C	TE 9/16MJIC 9/16MJIC 9/16MORB	
12.	811-286C	HH3/8R2 020 3/4FJIC 9/16FJIC	
13.	811-677C	AD 9/16MORB 1/4FNPT	
14.	810-300C	PRESSURE GAUGE 3000 PSI	
15.	811-171C	EL 3/4MORB 9/16MJIC	
16.	811-585C	HH3/8R1 408 1/2MNPT 9/16FJIC	
17.	811-065C	EL 9/16MJIC 9/16MORB	
18.	811-393C	EL 9/16MJIC	
19.	811-312C	TE 9/16MJIC	
20.	811-578C	HH1/4R1 074 9/16FJIC9/16MORM90	
21.	811-589C	HH1/4R1 074 9/16FJIC	
22.	811-586C	HH3/8R1 134 9/16FJIC	
23.	811-590C	HH3/8R1 034 9/16FJIC9/16MORM90	
24.	811-064C	TE 9/16MJIC 9/16MJIC 9/16MORB	
25.	811-577C	HH1/4R1 100 9/16FJIC9/16MORM90	
26.	810-299C	CYL 2X8X1.12 ROD (TIE ROD)	
27.	800-082C	CABLE TIE .31X21.5 6DIA 120LB	
28.	811-631C	HH3/8R1 018 9/16FJIC	
29.	810-432C	HYDRAULIC BYPASS VALVE	
30.	811-133C	AD 9/16MJIC 3/4MORB	
31.	811-171C	EL 3/4MORB 9/16MJIC	
32.	811-631C	HH3/8R1 018 9/16FJIC	
33.	811-118C	HH3/8R1 041 9/16FJIC 3/4FJIC	
34.	810-554C	FILTER INLINE 3/4FORB 3/4MJIC	For replacement screen order 810-553C
35.	811-286C	HH3/8R2 020 3/4FJIC 9/16FJIC	
36.	811-430C	AD 3/4MJIC 3/4MJIC	
37.	811-796C	HH1/2R1 408 1/2MNPT 9/16FJIC	
38.	811-216C	EL 3/4MJIC 9/16MORB	
39.	841-077C	EL 3/4FJIC 3/4MORB	

Legend: ● = 1st revision; ● = 2nd revision; ● = 3rd revision; ● = use up existing stock; ⊗ = not interchangeable; ⊗ ⊕ ● = for example: revision 2 is not interchangeable w/revision 1

Opener Down Pressure Hydraulics (Open Center) (S/N S1699-)



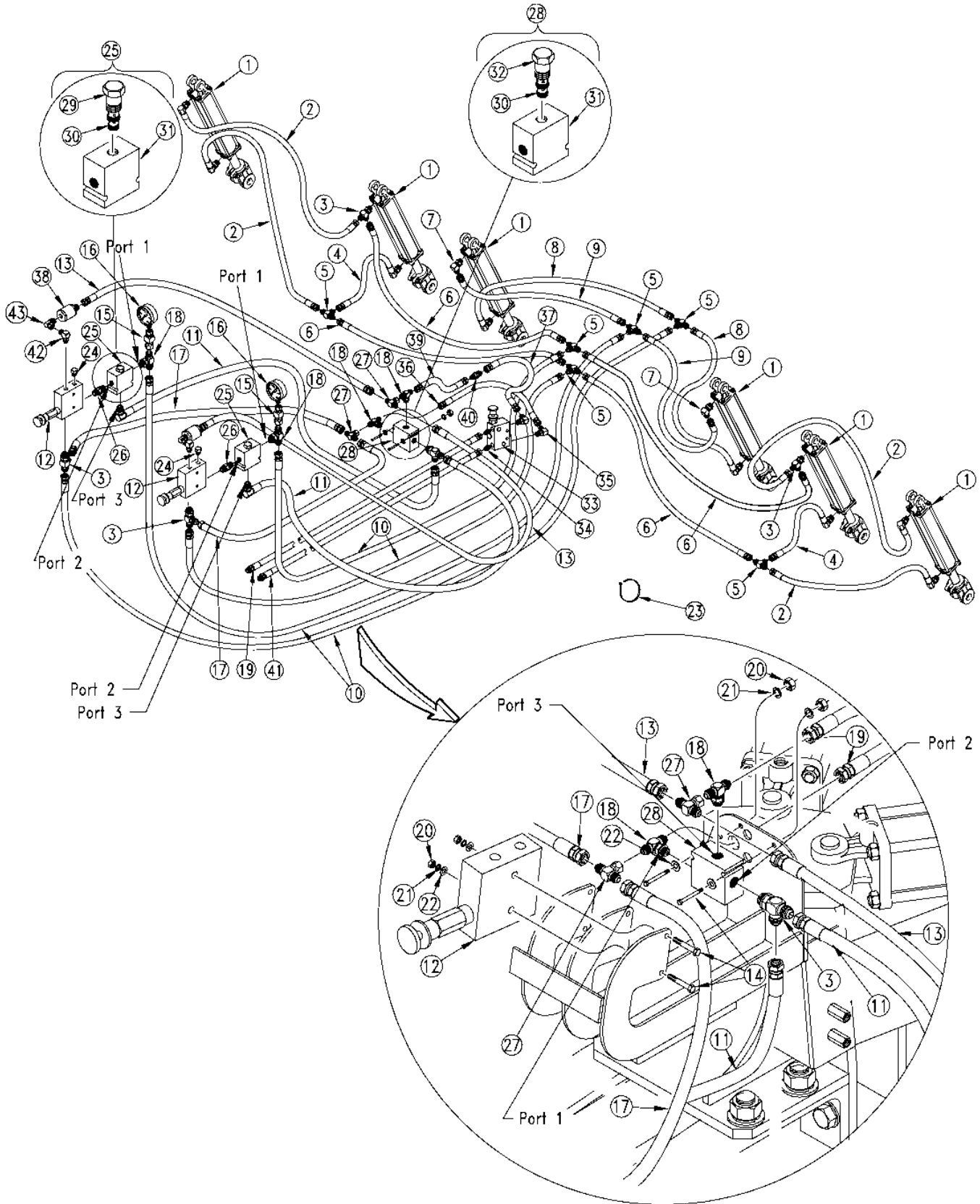
16096

Opener Down Pressure Hydraulics (Open Center) (S/N S1699-)

Ref.	Part No.	Part Description	Comments
1.	810-299C	CYL 2X8X1.12 ROD (TIE ROD)	
2.	811-577C	HH1/4R1 100 9/16FJIC9/16MORM90	
3.	811-064C	TE 9/16MJIC 9/16MJIC 9/16MORB	
4.	811-590C	HH3/8R1 034 9/16FJIC9/16MORM90	
5.	811-312C	TE 9/16MJIC	
6.	811-586C	HH3/8R1 134 9/16FJIC	
7.	811-065C	EL 9/16MJIC 9/16MORB	
8.	811-578C	HH1/4R1 074 9/16FJIC9/16MORM90	
9.	811-589C	HH1/4R1 074 9/16FJIC	
10.	811-587C	HH3/8R1 086 9/16FJIC	
11.	811-531C	HH1/4R2 018 9/16FJIC9/16MORB90	
12.	810-301C	VALVE PRESS REDUCING W/CHECK	
13.	811-632C	HH3/8R1 021 9/16FJIC9/16MORB90	
14.	802-551C	HHCS 1/4-20X2 1/4 GR5	
15.	811-582C	AD 9/16FJIC 1/4FNPT	
16.	810-300C	PRESSURE GAUGE 3000 PSI	
17.	811-631C	HH3/8R1 018 9/16FJIC	
18.	811-439C	TE 9/16MORB 9/16MJIC 9/16MJIC	
19.	811-585C	HH3/8R1 408 1/2MNPT 9/16FJIC	
20.	803-006C	NUT HEX 1/4-20 PLT	
21.	804-006C	WASHER LOCK SPRING 1/4 PLT	
22.	804-075C	WASHER FLAT 1/4 USS PLT	
23.	800-082C	CABLE TIE .31X21.5 6DIA 120LB	
24.	811-675C	PL 9/16MORB HEX HEAD	
25.	810-343C	VALVE PO CHECK 2:1 W/9/16FORB	
26.	811-636C	AD 9/16MORB STRAIGHT UNION	
27.	811-193C	TE 9/16FJIC 9/16MJIC 9/16MJIC	
28.	810-344C	VALVE SHUTTLE 9/16FORB PORTS	
29.	810-293C	VALVE P O CHECK DELTA 85002692	
30.	810-303C	SEAL KIT 7/8-14 DELTA 21170040	Refer To Chart on page 11-29.
31.	30102360	DELTA BODY ONLY FS#6 SAE PORTS	
32.	85002946	DELTA SHUTTLE VALVE CARTRIDGE	
33.	810-432C	HYDRAULIC BYPASS VALVE	
34.	811-133C	AD 9/16MJIC 3/4MORB	
35.	811-171C	EL 3/4MORB 9/16MJIC	
36.	811-631C	HH3/8R1 018 9/16FJIC	
37.	811-118C	HH3/8R1 041 9/16FJIC 3/4FJIC	
38.	810-410C	FILTER INLINE SHOEMAKER #8055	
39.	811-286C	HH3/8R2 020 3/4FJIC 9/16FJIC	
40.	811-146C	AD 3/4FJIC 9/16MJIC	
41.	811-796C	HH1/2R1 408 1/2MNPT 9/16FJIC	

Legend: ● = 1st revision; ● = 2nd revision; ● = 3rd revision; ● = use up existing stock; ⊗ = not interchangeable; ⊗ ⊕ ● = for example: revision 2 is not interchangeable w/revision 1

Opener Down Pressure Hydraulics (Open Center) (S/N S1700+)



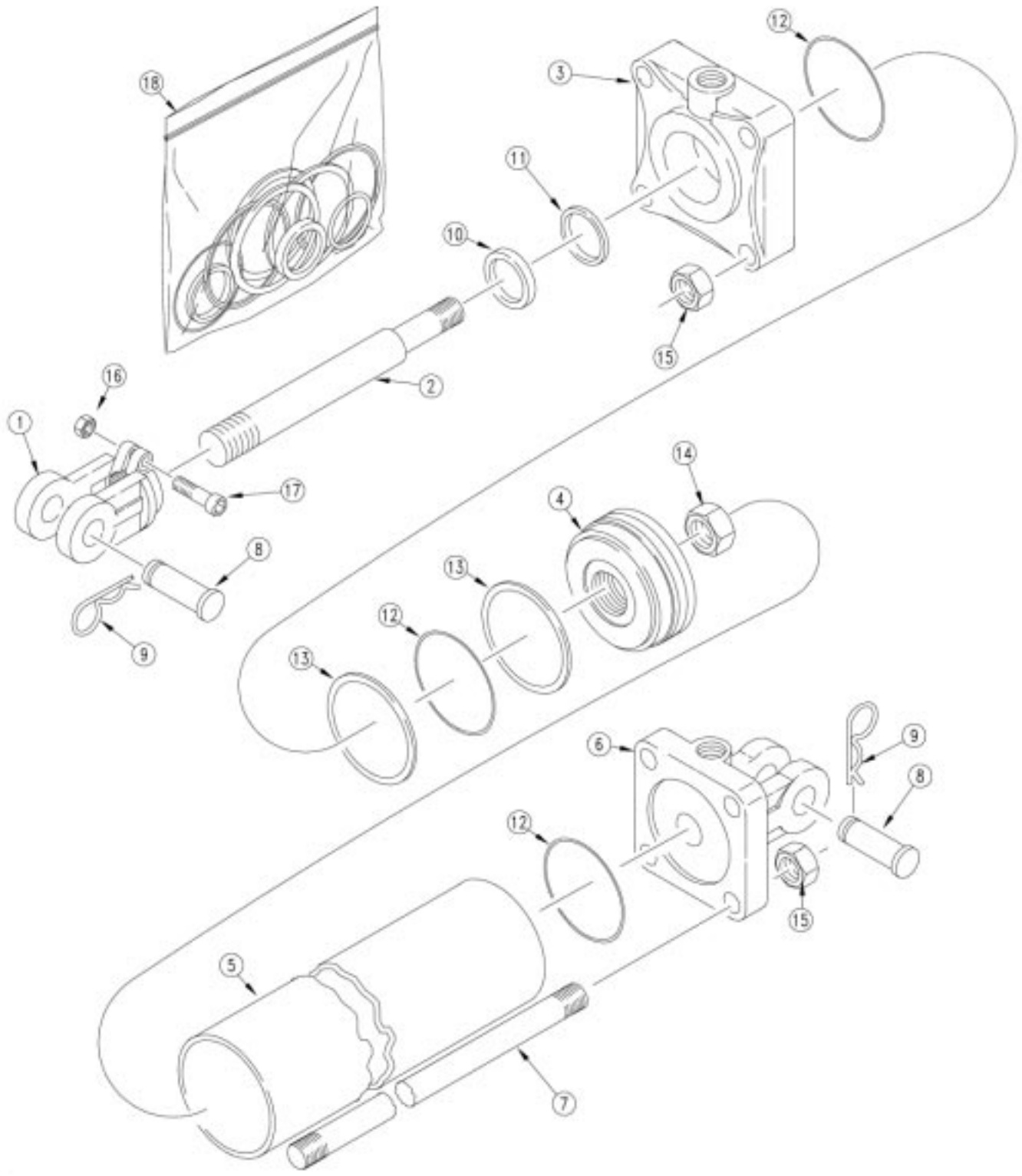
22967

Opener Down Pressure Hydraulics (Open Center) (S/N S1700+)

Ref.	Part No.	Part Description	Comments
1.	810-299C	CYL 2X8X1.12 ROD (TIE ROD)	
2.	811-577C	HH1/4R1 100 9/16FJIC9/16MORM90	
3.	811-064C	TE 9/16MJIC 9/16MJIC 9/16MORB	
4.	811-590C	HH3/8R1 034 9/16FJIC9/16MORM90	
5.	811-312C	TE 9/16MJIC	
6.	811-586C	HH3/8R1 134 9/16FJIC	
7.	811-065C	EL 9/16MJIC 9/16MORB	
8.	811-578C	HH1/4R1 074 9/16FJIC9/16MORM90	
9.	811-589C	HH1/4R1 074 9/16FJIC	
10.	811-587C	HH3/8R1 092 9/16FJIC	
11.	811-531C	HH1/4R2 018 9/16FJIC9/16MORB90	
12.	810-301C	VALVE PRESS REDUCING W/CHECK	
13.	811-286C	HH3/8R2 020 3/4FJIC 9/16FJIC	
14.	802-551C	HHCS 1/4-20X2 1/4 GR5	
15.	811-582C	AD 9/16FJIC 1/4FNPT	
16.	810-300C	PRESSURE GAUGE 3000 PSI	
17.	811-631C	HH3/8R1 018 9/16FJIC	
18.	811-439C	TE 9/16MORB 9/16MJIC 9/16MJIC	
19.	811-585C	HH3/8R1 408 1/2MNPT 9/16FJIC	
20.	803-006C	NUT HEX 1/4-20 PLT	
21.	804-006C	WASHER LOCK SPRING 1/4 PLT	
22.	804-075C	WASHER FLAT 1/4 USS PLT	
23.	800-082C	CABLE TIE .31X21.5 6DIA 120LB	
24.	811-675C	PL 9/16MORB HEX HEAD	
25.	810-343C	VALVE PO CHECK 2:1 W/9/16FORB	
26.	811-636C	AD 9/16MORB STRAIGHT UNION	
27.	811-193C	TE 9/16FJIC 9/16MJIC 9/16MJIC	
28.	810-344C	VALVE SHUTTLE 9/16FORB PORTS	
29.	810-293C	VALVE P O CHECK DELTA 85002692	
30.	810-303C	SEAL KIT 7/8-14 DELTA 21170040	Refer To Chart on page 11-29
31.	30102360	DELTA BODY ONLY FS#6 SAE PORTS	
32.	85002946	DELTA SHUTTLE VALVE CARTRIDGE	
33.	810-432C	HYDRAULIC BYPASS VALVE	
34.	811-133C	AD 9/16MJIC 3/4MORB	
35.	811-171C	EL 3/4MORB 9/16MJIC	
36.	811-631C	HH3/8R1 018 9/16FJIC	
37.	811-118C	HH3/8R1 041 9/16FJIC 3/4FJIC	
38.	810-554C	FILTER INLINE 3/4FORB 3/4MJIC	For replacement screen order 810-553C
39.	811-286C	HH3/8R2 020 3/4FJIC 9/16FJIC	
40.	811-430C	AD 3/4MJIC 3/4MJIC	
41.	811-796C	HH1/2R1 408 1/2MNPT 9/16FJIC	
42.	811-216C	EL 3/4MJIC 9/16MORB	
43.	841-077C	EL 3/4FJIC 3/4MORB	

Legend: ● = 1st revision; ● = 2nd revision; ● = 3rd revision; ● = use up existing stock; ⊗ = not interchangeable; ⊗ ⊕ ● = for example: revision 2 is not interchangeable w/revision 1

Transport Hook Midway Hydraulic Cylinder 3.5 x 8 x 1.25 (810-104C)



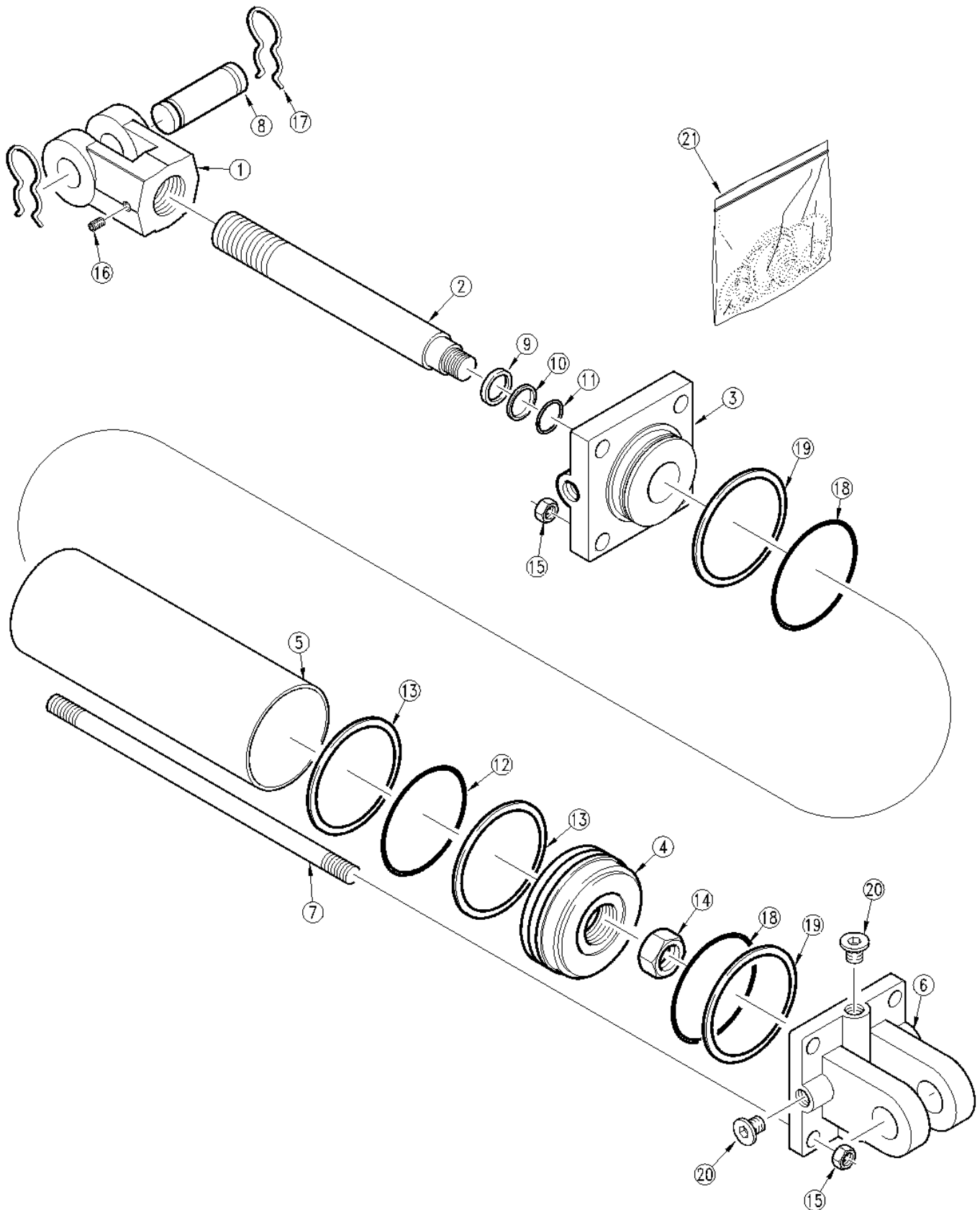
15702

Transport Hook Midway Hydraulic Cylinder 3.5 x 8 x 1.25 (810-104C)

Ref.	Part No.	Part Description	Comments
1.	1M7016	CLEVIS ROD MIDWAY	
2.	2M5416	MW ROD	
3.	3R3412	MW HEAD	
4.	4M5102	MW PISTON 3 1/2 DIA.	
5.	5M5116	MW TUBE 3 1/2 X 8 CYLINDER	
6.	6R3164	MW CLEVIS BASE	
7.	7M5316	MW ROD	
8.	2A0208	MW CLEVIS PIN	
9.	2A0132	MW PIN CLIP	
10.	2A0024	MW PISTON NUT 1-14	
11.		U-CUP	Only found in seal kit 18
12.		O-RING	Only found in seal kit 18
13.		BACKUP RING	Only found in seal kit 18
14.		WIPERSEAL	Only found in seal kit 18
15.	2A0016	MW TIE ROD NUT	
16.	2A0012	MW NUT CLEVIS & TIE ROD	
17.	2A0006	MW CAPSCREW	
18.	810-149C	SEAL KIT 810-104C MW 3A5102	

Legend: ● = 1st revision; ● = 2nd revision; ● = 3rd revision; ● = use up existing stock; ⊗ = not interchangeable; ⊗ ① ● = for example: revision 2 is not interchangeable w/revision 1

Transport Hook Monarch Hydraulic Cylinder 3.5 x 8 x 1.25 (810-104C)



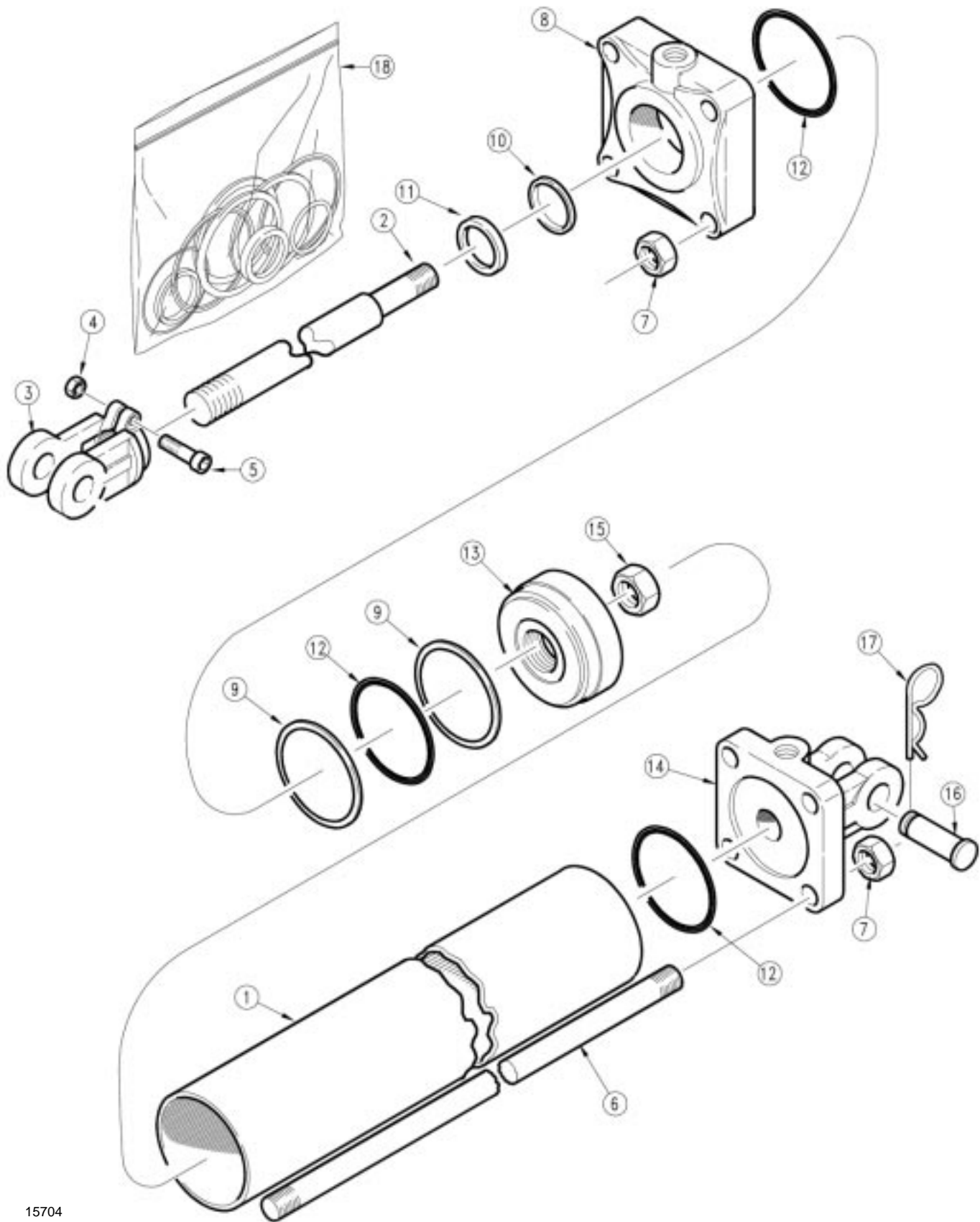
15475

Transport Hook Monarch Hydraulic Cylinder 3.5 x 8 x 1.25 (810-104C)

Ref.	Part No.	Part Description	Comments
1.	492652	LION ROD CLEVIS 1 1/4 (1PIN)	
2.	492700	LION ROD 1.25 DIA. ASAE 8	
3.	492677	LION ROD CAP 3.5 X 1 1/4 ORB	
4.	492528	LION PISTON 3.5 DIA CST DI	
5.	491798	LION CYL. TUBE 3.5 X 8	
6.	492676	LION CLEVIS CAP 3.5 ORB	
7.	492338	LION TIE ROD 5/8 X 8	
8.	134953	LION PIN	
9.		WIPER SEAL	Only found in seal kit 21
10.		O-RING	Only found in seal kit 21
11.		BACKUP RING	Only found in seal kit 21
12.		O-RING	Only found in seal kit 21
13.		BACKUP RING	Only found in seal kit 21
14.	129110	LION NUT HEX 1-14UNS GR5 PHOSP	
15.	803-022C	NUT HEX 5/8-18 PLT	
16.	801-023C	SCREW SET SH 3/8-16X3/8 TYPE C	
17.	134952	LION PIN CLIP-CLEVIS	
18.		O-RING	Only found in seal kit 21
19.		BACKUP RING	Only found in seal kit 21
20.	186562	LION PLUG 3/4-16UNF SOCKET HD	
21.	810-256C	SEAL KIT LN 639577 3.5BX1.25RD	

Legend: ● = 1st revision; ● = 2nd revision; ● = 3rd revision; ● = use up existing stock; ⊗ = not interchangeable; ⊗ ① ● = for example: revision 2 is not interchangeable w/revision 1

Transport Hook Cross Hydraulic Cylinder 3.5 x 8 x 1.25 (810-104C)



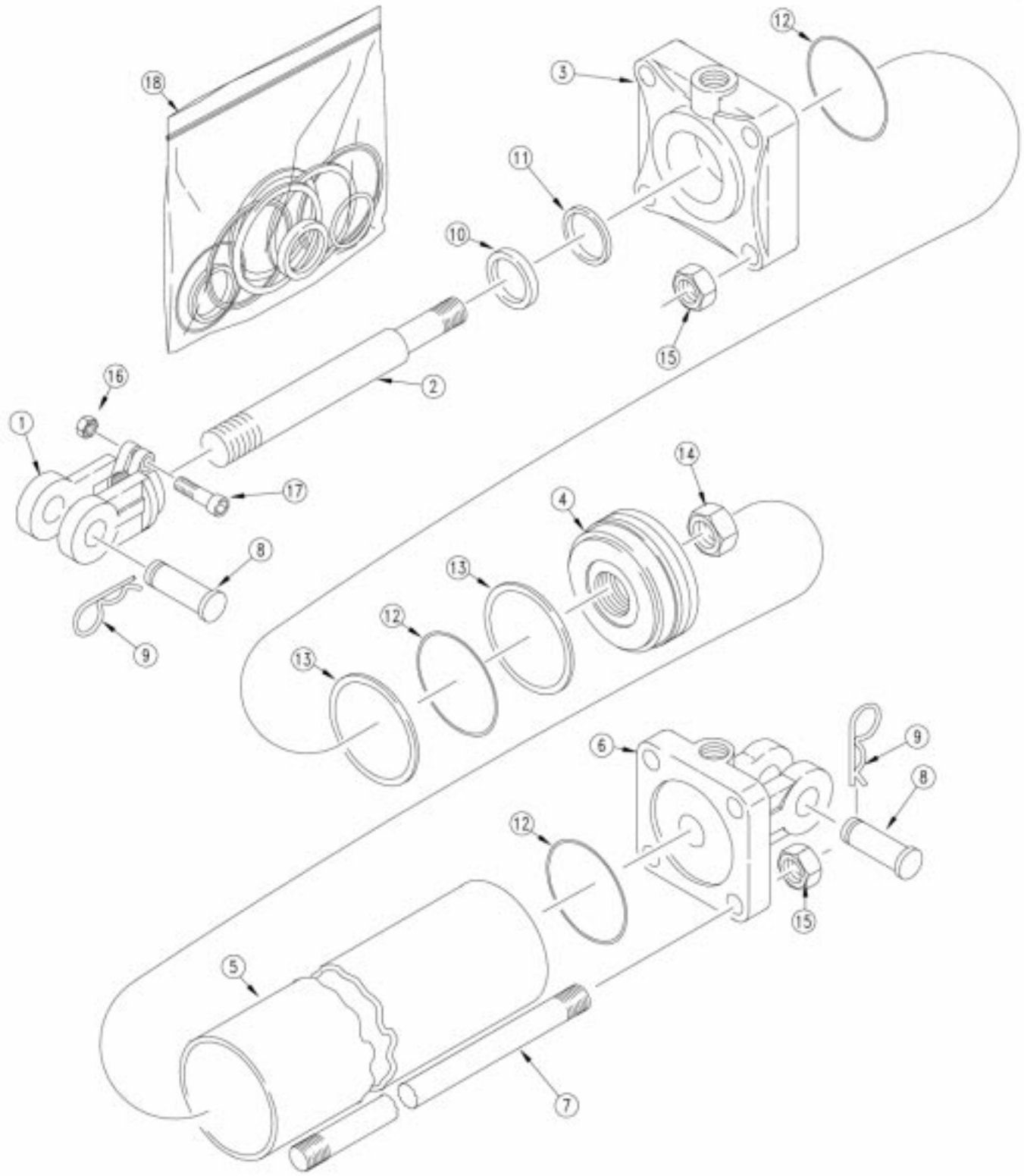
15704

Transport Hook Cross Hydraulic Cylinder 3.5 x 8 x 1.25 (810-104C)

Ref.	Part No.	Part Description	Comments
1.	1D0009-1050	TUBE CROSS	
2.	1D0205-1462	ROD CROSS	
3.	3C4549	CROSS ROD CLEVIS	
4.	2A0235-6	CROSS NUT, CLEVIS & TIE ROD	
5.	2A0079-616	CROSS SCREW, CAP	
6.	2A0581-1325	TIE ROD CROSS	
7.	2A0236-9	TIE ROD NUT CROSS	
8.	1D1159-8	HEAD CROSS	
9.		BACKUP PISTON	Only found in seal kit 18
10.		U-CUP	Only found in seal kit 18
11.		ROD WIPER	Only found in seal kit 18
12.		O-RING PISTON	Only found in seal kit 18
13.	1D1401-350	PISTON CROSS	
14.	1D1224-8	CROSS BASE	
15.	1A1141	PISTON NUT CROSS	
16.	1D1582-16300	CROSS CLEVIS PIN	
17.	2A0308-1	CROSS PIN, CLIP	
18.	810-146C	SEAL KIT CROSS 3.5 CYL 1C4429	

Legend: ● = 1st revision; ● = 2nd revision; ● = 3rd revision; ● = use up existing stock; ⊗ = not interchangeable; ⊗ ① ● = for example: revision 2 is not interchangeable w/revision 1

Toolbar Fold Midway Hydraulic Cylinder 3.5 x 20 x 1.5 (810-298C)



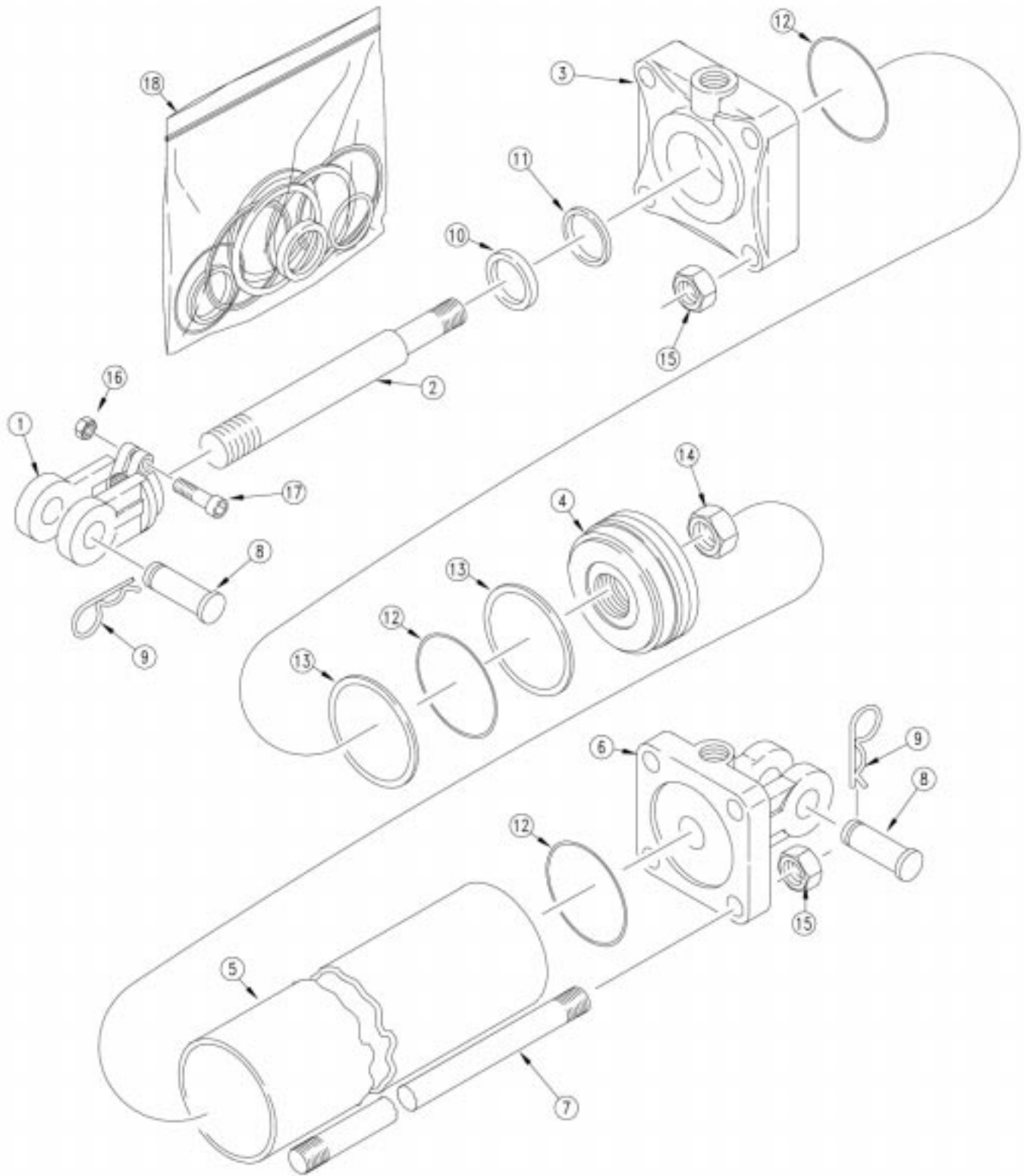
15702

Toolbar Fold Midway Hydraulic Cylinder 3.5 x 20 x 1.5 (810-298C)

Ref.	Part No.	Part Description	Comments
1.	1M7016	CLEVIS ROD MIDWAY	
2.	2M5530	MW ROD	
3.	3R3512	MW HEAD	
4.	4M5102	MW PISTON 3 1/2 DIA.	
5.	5M5128	MW TUBE	
6.	6R3162	MW CLEVIS BASE	
7.	7M5328	TIE ROD	
8.	2A0208	MW CLEVIS PIN	
9.	2A0132	MW PIN CLIP	
10.		MW WIPER	Only found in seal kit 18
11.		MW U-CLIP	Only found in seal kit 18
12.		MW O-RING	Only found in seal kit 18
13.		MW BACKUP	Only found in seal kit 18
14.	2A0024	MW PISTON NUT 1-14	
15.	2A0016	MW TIE ROD NUT	
16.	2A0012	MW NUT CLEVIS & TIE ROD	
17.	2A0006	MW CAPSCREW	
18.	810-059C	CYL SEAL KIT-810-030C-3A5104	

Legend: ● = 1st revision; ● = 2nd revision; ● = 3rd revision; ● = use up existing stock; ⊗ = not interchangeable; ⊗ ① ● = for example: revision 2 is not interchangeable w/revision 1

Transport Axle Midway Hydraulic Cylinder 3.5 x 12 x 1.25 (810-316C)



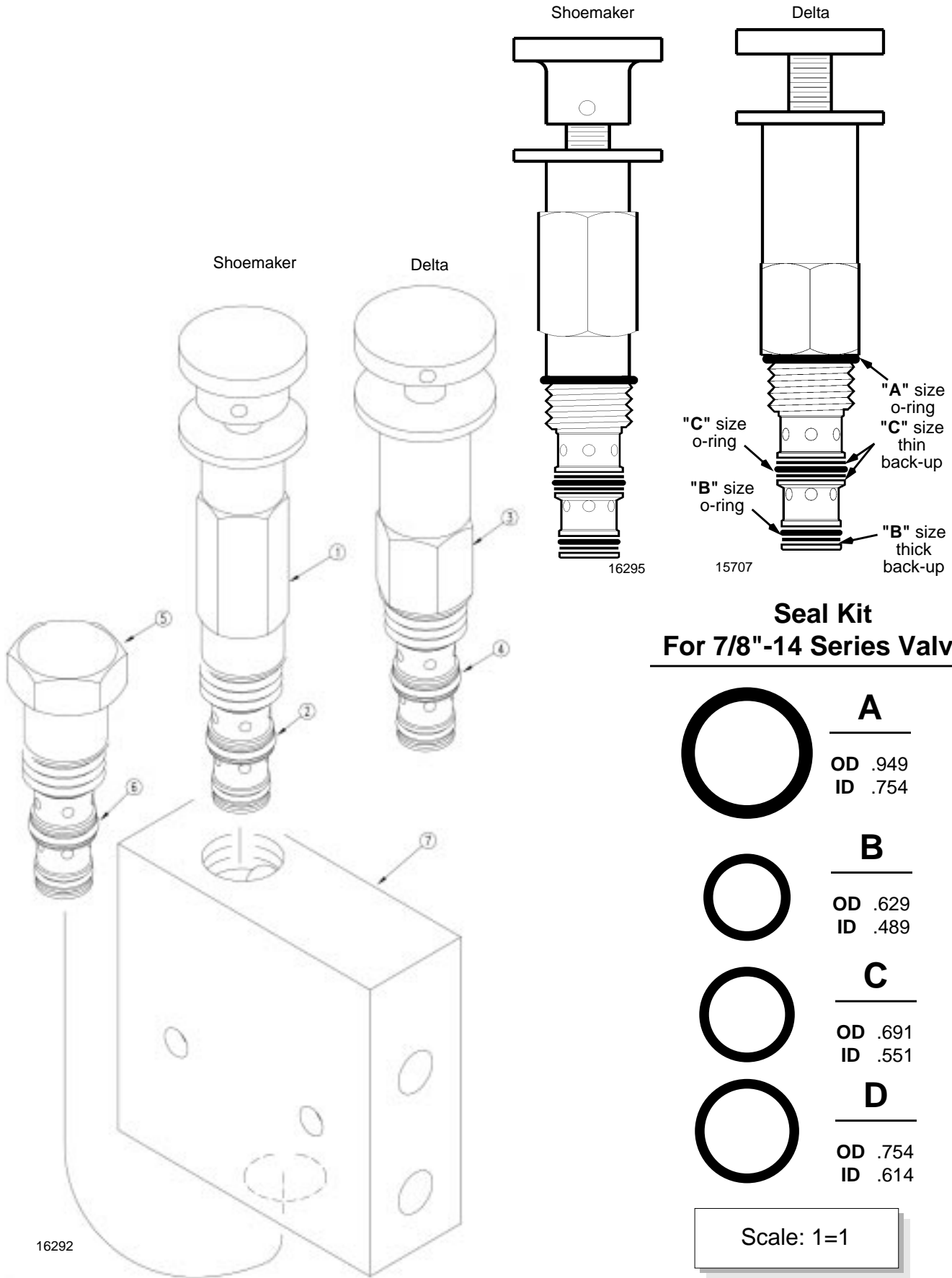
15702

Transport Axle Midway Hydraulic Cylinder 3.5 x 12 x 1.25 (810-316C)





Ref.	Part No.	Part Description	Comments
1.	1M7016	CLEVIS ROD MIDWAY	
2.	2M5420	MW ROD	
3.	3R3410	MW HEAD	
4.	4M5102	MW PISTON 3 1/2 DIA.	
5.	5M5120	MW TUBE	
6.	6R3150	MW BASE	
7.	7M5320	TIE ROD MIDWAY	
8.	2A0208	MW CLEVIS PIN	
9.	2A0132	MW PIN CLIP	
10.		MW WIPER	Only found in seal kit 18
11.		MW U-CUP	Only found in seal kit 18
12.		MW O-RING	Only found in seal kit 18
13.		MW BACK UP	Only found in seal kit 18
14.	2A0024	MW PISTON NUT 1-14	
15.	2A0016	MW TIE ROD NUT	
16.	2A0012	MW NUT CLEVIS & TIE ROD	
17.	2A0006	MW CAPSCREW	
18.	810-149C	SEAL KIT 810-104C MW 3A5102	

Legend: ● = 1st revision; ● = 2nd revision; ● = 3rd revision; ● = use up existing stock; ⊗ = not interchangeable; ⊗ ① ● = for example: revision 2 is not interchangeable w/revision 1

Pressure Reducing Valve (810-301C)



**Seal Kit
For 7/8"-14 Series Valves**

	A
	OD .949 ID .754
	B
	OD .629 ID .489
	C
	OD .691 ID .551
	D
	OD .754 ID .614

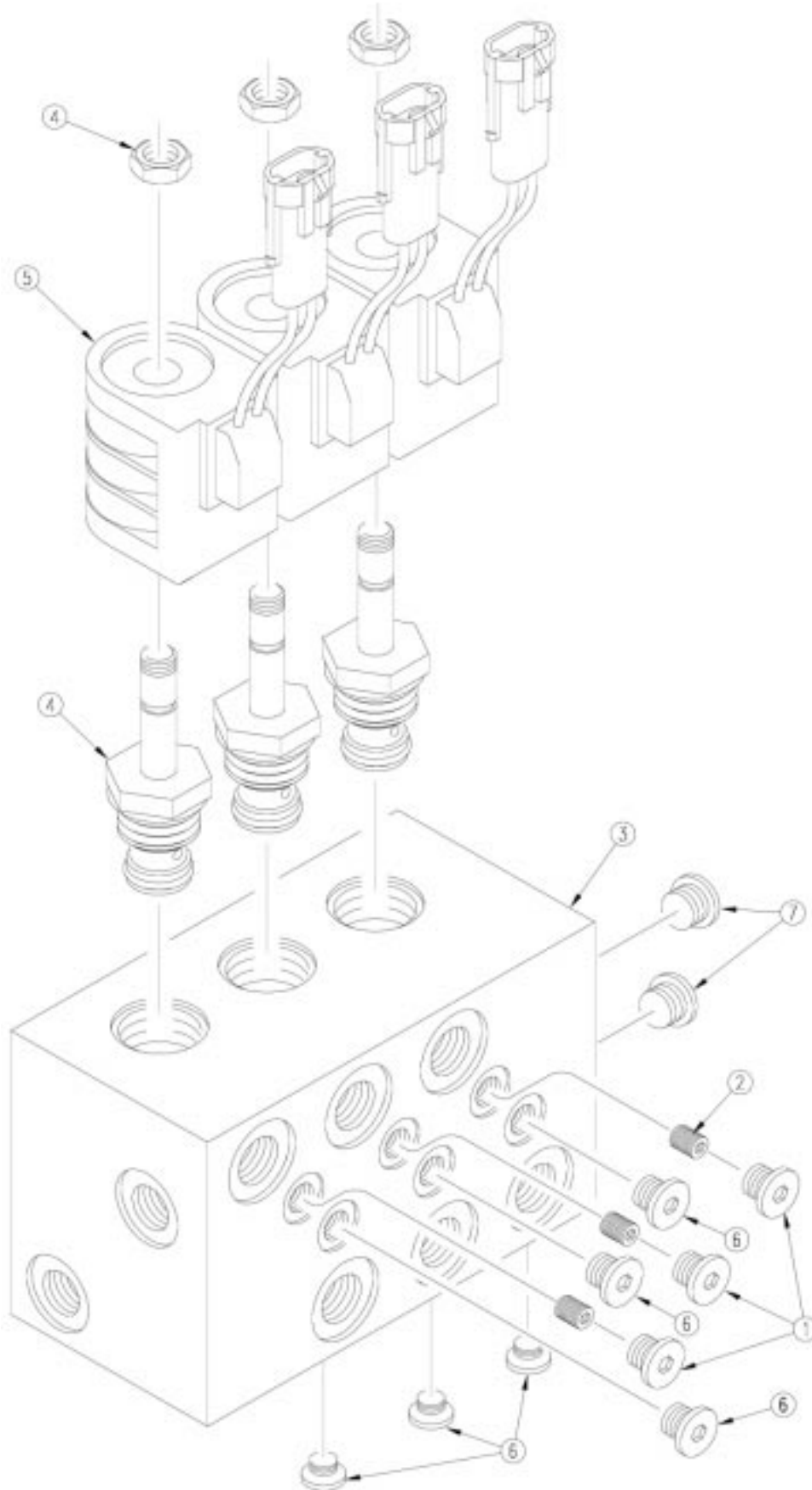
Scale: 1=1

Pressure Reducing Valve (810-301C)

Ref.	Part No.	Part Description	Comments
1.	PRPIL-10-K-25	CARTRIDGE PRESS RED SHOEMAKER	
2.	5075	SEAL KIT PRESS RED V SHOEMAKER	
3.	85020040	DELTA CARTRIDGE ONLY WITH KNOB	
4.	810-303C	SEAL KIT 7/8-14 DELTA 21170040	See chart for sizes
5.	CP2-10	CARTRIDGE CHECK SHOEMAKER	
6.	5070	SEAL KIT CHECK VALVE SHOEMAKER	
	810-303C	For 7/8"-14 Series Valves Includes:	2 Each of the thin Back-Up Rings, sizes B, C, and D 1 Each of the thick Back-Up Rings, sizes C and D. 2 Each of the thick Back-Up Rings size B. 1 Each of O-Rings sizes A, B, C, and D.

Legend: ● = 1st revision; ● = 2nd revision; ● = 3rd revision; ● = use up existing stock; ⊗ = not interchangeable; ⊗ ① ● = for example: revision 2 is not interchangeable w/revision 1

Manifold Block (810-371C) (Option)



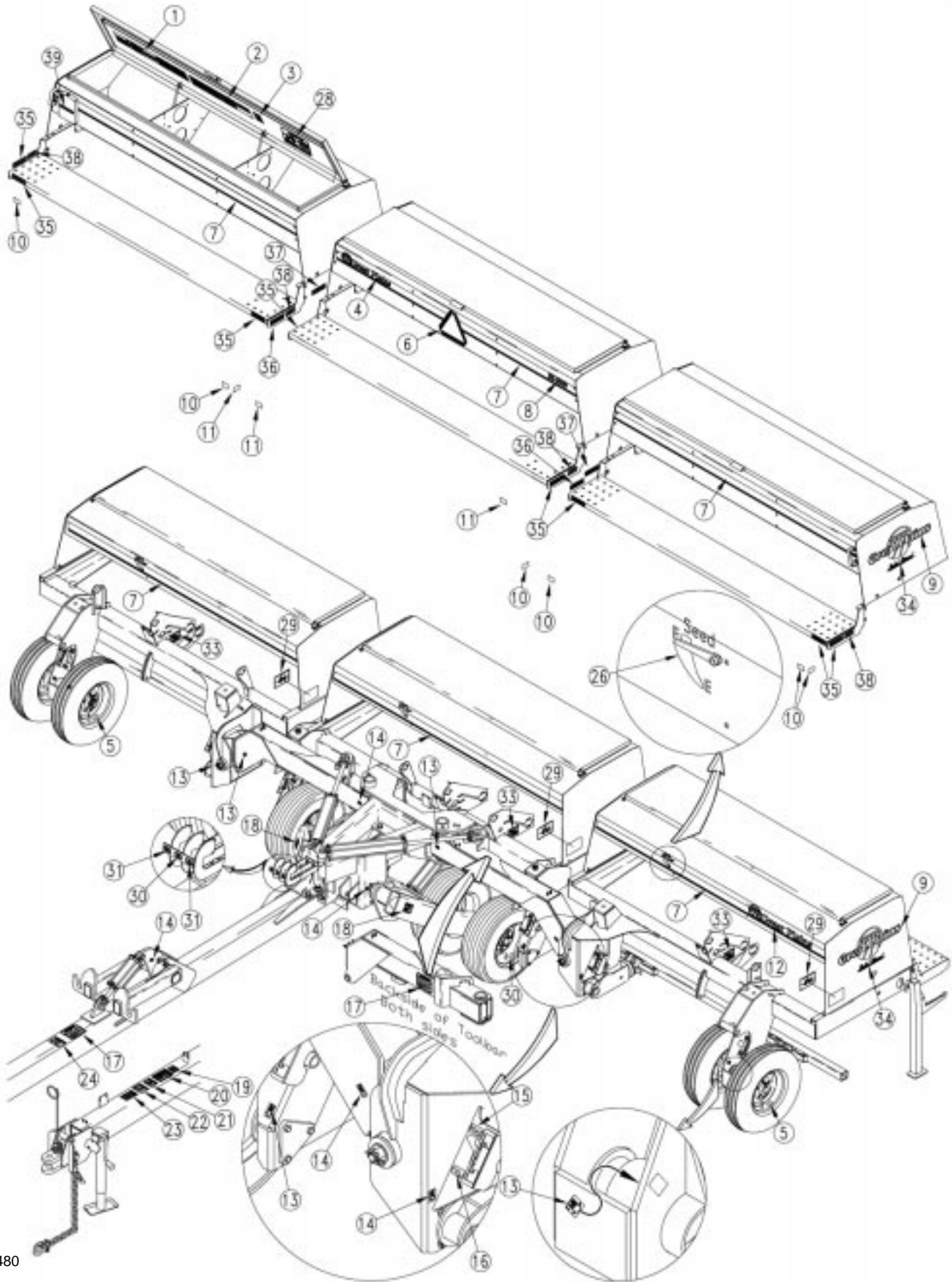
17027

Manifold Block (810-371C) (Option)

Ref.	Part No.	Part Description	Comments
1.	61010016	#4 SAE PLUG	
2.	61010039	.078 ORIFICE PLUG	
3.	30102754	MANIFOLD	
4.	85002333	4W2P VALVE DG-S4D-00	
5.	39680008	DELTA COIL 12VDC W CONN	
6.	61011003	#4 SAE PLUG ZL	
7.	811-203C 500-090B	PL 3/4MORB HOLLOW HEX SEAL KIT 7/8-14 DELTA W/ LTITE	

Legend: ① = 1st revision; ② = 2nd revision; ③ = 3rd revision; ● = use up existing stock; ⊗ = not interchangeable; ⊗ ① ② = for example: revision 2 is not interchangeable w/revision 1

Decal Placement



15480

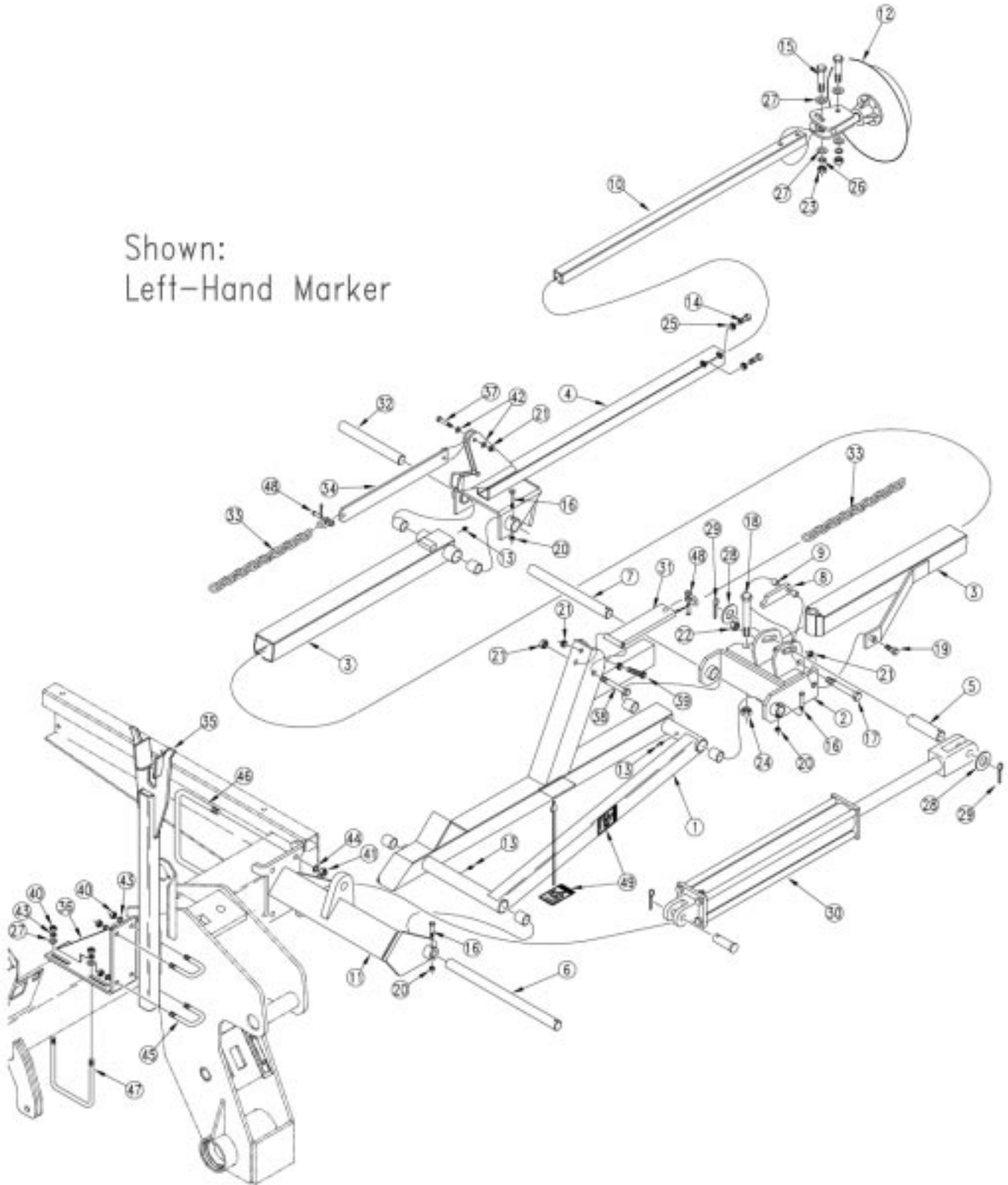
Decal Placement

Ref.	Part No.	Part Description	Comments
1.	818-369C	DECAL 3PT&3SEC SEED RATE 1OF2	2003 and below.
2.	818-370C	DECAL 3PT&3SEC SEED RATE 2OF2	2003 and below.
3.	818-024C	DECAL INSPECTION	
4.	818-415C	DECAL GP W/ LOGO AND STRIPE	Not shown. 1999 and below.
5.	818-751C	DECAL CAUTION TIRE 32 PSI	
6.	818-003C	DECAL SLOW MOVING VEHICLE	
7.	⊗ ① ② 838-160C ① 818-414C	DECAL 3 COLOR STRIPE 2.50 WIDE DECAL W/ 4 COLOR STRIPE	2000 and above. 1999 and below.
8.	⊗ ① ② 838-204C ① 818-650C	DECAL 3S-3000 DECAL SOLID STAND 3000-3S	2000 and above. 1999 and below.
9.	⊗ ① ② 838-229C ① 818-598C	DECAL GREAT PLAINS ON LOGO LRG DECAL GP LOGO - LARGE	2000 and above. 1999 and below.
10.	818-229C	DECAL AMBER REFLECTOR	
11.	818-230C	DECAL RED REFLECTOR	
12.	⊗ ① ② 838-161C ① 818-412C	DECAL LOGO&GP F/STRIPE 4 X 24 DECAL GREAT PLAINS W/ LOGO	2000 and above. 1999 and below.
13.	818-349C	DECAL GREASE 10 HRS LH	
14.	818-402C	DECAL GREASE 10 HRS RH	
15.	818-257C	DECAL TRANSPORT LOCK ROAD	
16.	818-258C	DECAL TRANSPORT LOCK FIELD	
17.	818-660C	DECAL TRANSPORT LOCK WARNING	
18.	818-398C	DECAL CAUTION TIRES NOT A STEP	
19.	818-337C	DECAL WARNING 20 MPH TRANS SML	
20.	818-078C	DECAL CAUTION FP-HC-MF-24&30	
21.	818-557C	DECAL DANGER CANNOT READ ENG	
22.	818-019C	DECAL WARNING NEG TONGUE WT	
23.	818-339C	DECAL WARNING HIGH PRESSUR SML	
24.	818-045C	DECAL WARNING PINCH PT/CRUSH	
25.	818-295C	DECAL LETTER E	No longer available. Order part no. 838-237C.
26.	⊗ ① ② 838-237C ① 818-392C	DECAL SEED LEVEL LH DECAL SEED LEVEL, NOTCHED	
27.	818-296C	DECAL LETTER F	No longer available. Order part no. 838-237C.
28.	818-715C	DECAL FERTILIZER RATE	
29.	818-716C	DECAL FERTILIZER CHAIN ROUTE	
30.	818-752C	DECAL CAUTION TIRE 52 PSI	
31.	818-710C	DECAL WING SECTIONS	
	818-662C	DECAL RIGHT SECTION	Used on point row.
	818-663C	DECAL LEFT SECTION	Used on point row.
32.	818-664C	DECAL CENTER SECTION	
33.	818-708C	DECAL DRIVE TYPE&CHAIN ROUTING	
34.	838-169C	DECAL SCRIPT SOLID STAND LARGE	2000 and above.
35.	838-265C	DECAL REFLECTOR AMBER 1 1/2 x 9	2001 and above.
36.	838-266C	DECAL REFLECTOR RED 1 1/2 x 9	2001 and above.
37.	838-267C	DECAL REFLECTOR DAYTIME 1 1/2 x 9	2001 and above.
38.	838-102C	DECAL DANGER FALLING HAZZARD	
39.	838-482C	DECAL GP PLANTING COMPONENTS	2004 and above.

Legend: ① = 1st revision; ② = 2nd revision; ③ = 3rd revision; ● = use up existing stock; ⊗ = not interchangeable; ⊗ ① ② = for example: revision 2 is not interchangeable w/revision 1

Flat Fold Marker

Shown:
Left-Hand Marker



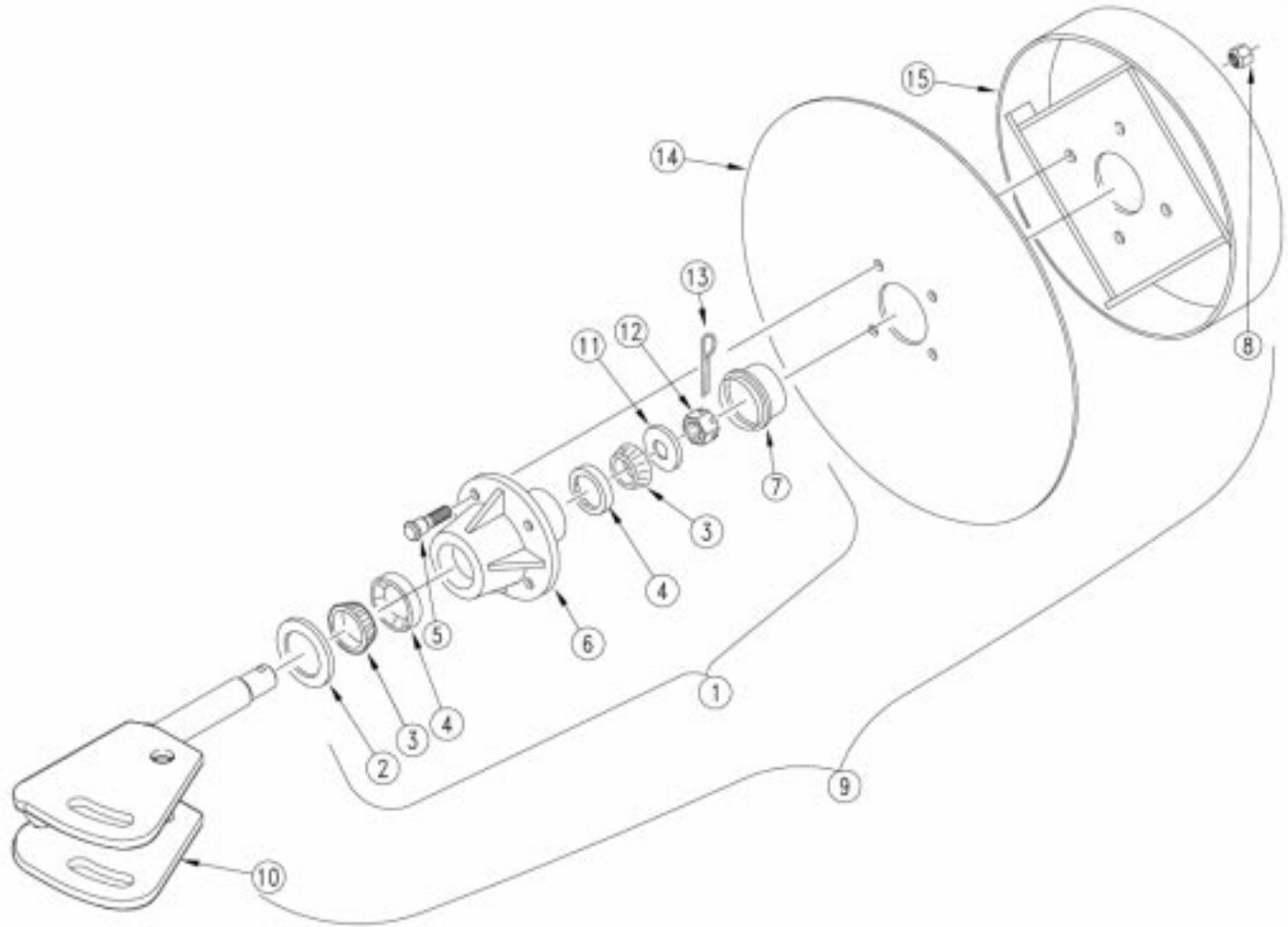
15482

Flat Fold Marker

Ref.	Part No.	Part Description	Comments
1.	113-180H	LH FIRST SECTION	Shown
	113-188H	RH FIRST SECTION	
2.	113-181H	LIFT LUG CHANNEL LH	Shown
	113-189H	LIFT LUG CHANNEL RH	
3.	113-182H	LH SECOND SECTION	Shown
	113-190H	RH 2ND SECTION	
4.	113-183H	30' F.F. MKR. 3RD. SECTION	
5.	113-248D	MARKER CYLINDER PIN BODY	
6.	113-312D	FIRST PIVOT SHAFT	
7.	113-313D	SECOND PIVOT SHAFT	
8.	113-324D	CYLINDER STOP	
9.	113-325D	STOP BUSHING	
10.	113-351D	MARKER TUBE 42 LG	
11.	113-558H	MARKER, L.H. MOUNT 96	Shown
	113-559H	MARKER, R.H. MOUNT 96	
12.	113-563S	MARKER DISC & HUB ASSEMBLY	Refer to page 13-3 for breakdown.
13.	800-001C	GREASE ZERK STRAIGHT 1/4-28	
14.	801-054C	SCREW SET SQ HD. 1/2-13X1 GR5	
15.	802-039C	HHCS 1/2-13X3 GR5	
16.	802-115C	HHCS 5/16-18X2 GR5	
17.	802-249C	HHCS 1/2-13X4 1/2 GR5 SPTH	
18.	802-254C	HHCS 5/8-11X5 1/2 GR5	
19.	802-266C	HHCS 3/8-16X2 GR2	
20.	803-011C	NUT LOCK 5/16-18 PLT	
21.	803-013C	NUT LOCK 3/8-16 PLT	
22.	803-019C	NUT LOCK 1/2-13 PLT	
23.	803-020C	NUT HEX 1/2-13 PLT	
24.	803-024C	NUT LOCK 5/8-11 PLT	
25.	803-036C	NUT HEX JAM 1/2-13 PLT	
26.	804-015C	WASHER LOCK SPRING 1/2 PLT	
27.	804-017C	WASHER FLAT 1/2 USS PLT	
28.	804-029C	WASHER FLAT 1 SAE	
29.	805-058C	PIN COTTER 3/16 X 2	
30.	810-118C	CYL 2.5X20X1.12 ROD (TIE)1 PIN	Refer to page 13-9, page 13-11 & page 13-13 for breakdown.
31.	113-200H	CHAIN BAR WELDMENT	
32.	113-311D	HINGE PIN	
33.	113-319D	MARKER CHAIN 30'	
34.	113-323D	CHAIN BAR	
35.	113-560H	MARKER CARRIER	
36.	113-568H	MARKER TRANSPORT MOUNT	
37.	802-022C	HHCS 3/8-16X1 1/2 GR5	
38.	802-168C	HHCS 3/8-16X3 1/4 GR5	
39.	802-261C	HHCS 3/8-16X2 1/2 GR5 FTTH	
40.	803-020C	NUT HEX 1/2-13 PLT	
41.	803-021C	NUT HEX 5/8-11 PLT	
42.	804-011C	WASHER FLAT 3/8 USS PLT	
43.	804-015C	WASHER LOCK SPRING 1/2 PLT	
44.	804-022C	WASHER LOCK SPRING 5/8 PLT	
45.	806-005C	U-BOLT 1/2-13 X 2 X 3 GR 5	
46.	806-039C	U-BOLT 5/8-11 X 6 1/32 X 7 3/4	
47.	806-060C	U-BOLT 1/2-13 X 6 1/32 X 7 1/4	
48.	890-018C	UTILITY CLEVIS 5/16	
49.	818-682C	DECAL WARNING PINCH/CRUSH MRKR	

Legend: ● = 1st revision; ● = 2nd revision; ● = 3rd revision; ● = use up existing stock; ⊗ = not interchangeable; ⊗ ⊕ ● = for example: revision 2 is not interchangeable w/revision 1

Marker Disk and Hub (113-563S)



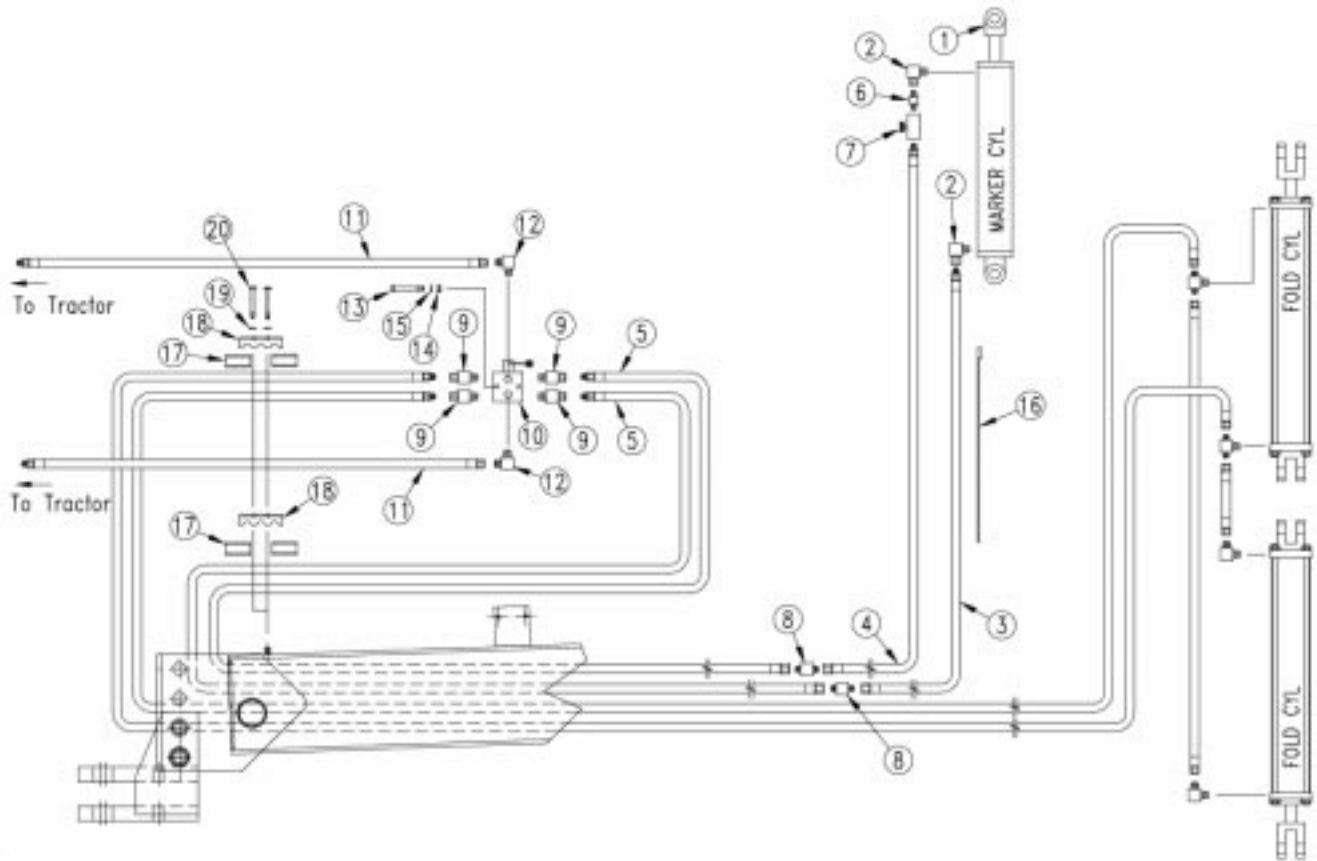
15481

Marker Disk and Hub (113-563S)

Ref.	Part No.	Part Description	Comments
1.	815-001C	TINE GW HUB	Includes items 2 through 7.
2.	816-014C	TINE GAUGE WHEEL HUB SEAL	
3.	822-030C	BEARING CONE 1	
4.	822-080C	BEARING CUP L44610	
5.	⊗ B0-47 Ⓜ 802-125C	NEILSON STUD 1/2-20UNFX1 13/16 REPBY B0-47) BHSNB 1/2-20X1	
6.	1-100-02-00	RELIABLE HUB 4 BOLT	
7.	⊗ 890-614C Ⓜ 890-068C	GREASE CAP #1505 890-068CRPBY 890-614C) GREASE CAP#1518	
8.	803-159C	NUT LUG 1/2-20 X 60 DEG PLT	
9.	113-563S	MARKER DISC & HUB ASSEMBLY	Includes item 1 and items 10 through 15
10.	113-562H	1 SPINDLE MARKER WELDMENT	
11.	804-025C	WASHER FLAT 3/4 SAE PLT	
12.	803-053C	NUT HEX SLOTTED 3/4-16	
13.	805-019C	PIN COTTER 5/32 X 1 PLT	
14.	⊗ 820-094C Ⓜ 820-098C	16 4-BOLT NOTCHED MARKER DISK 14 4-BOLT MARKER DISK	
15.	113-369H	DEPTH BAND 10 4-BOLT 4B.C.	

Legend: Ⓜ = 1st revision; ⊗ = 2nd revision; ⊕ = 3rd revision; ● = use up existing stock; ⊗ = not interchangeable; ⊗ ⊕ ⊗ = for example: revision 2 is not interchangeable w/revision 1

Single Marker Hydraulics

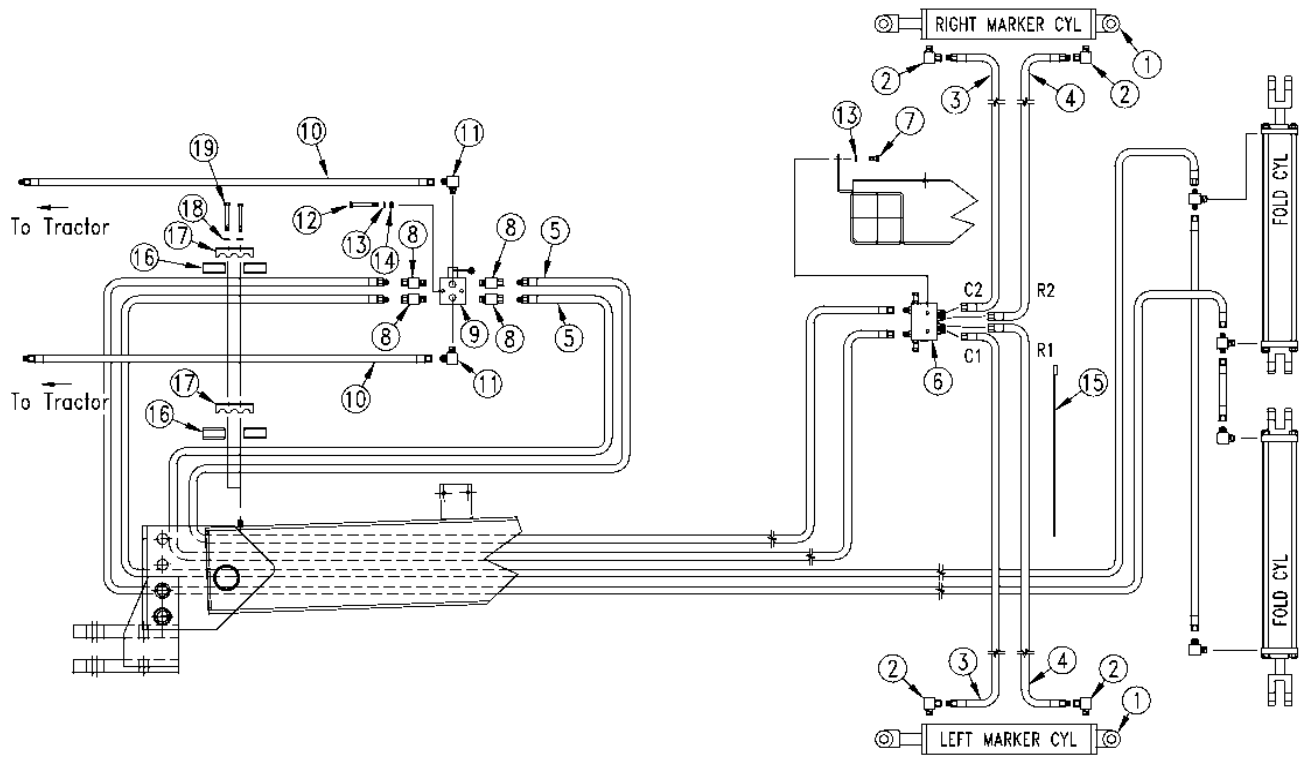


Single Marker Hydraulics

Ref.	Part No.	Part Description	Comments
1.	810-118C	CYL 2.5X20X1.12 ROD (TIE)1 PIN	Refer to page 13-9, page 13-11 & page 13-13 for breakdown.
2.	811-281C	EL 3/8FNPT 9/16MORB	
3.	811-035C	HH1/4R1 252 9/16FJIC 3/8MNPT	
4.	811-293C	HH1/4R1 272 3/8MNPT 9/16FJIC	
5.	811-580C	HH1/4R1 348 1/2MNPT 9/16FJIC	
6.	811-044C	AD 3/8MNPT	
7.	810-058C	VALVE 3/8 NEEDLE	
8.	811-315C	AD 9/16MJIC	
9.	811-021C	AD 1/2FNPTS 3/4MORB	
10.	810-274C	DOUBLE SELECTOR VALVE 3/4FORB	Refer to page 13-15 for breakdown.
11.	811-579C	HH3/8R1 096 1/2MNPT 9/16FJIC	
12.	811-171C	EL 3/4MORB 9/16MJIC	
13.	802-168C	HHCS 3/8-16X3 1/4 GR5	
14.	803-014C	NUT HEX 3/8-16 PLT	
15.	804-013C	WASHER LOCK SPRING 3/8 PLT	
16.	800-082C	CABLE TIE .31X21.5 6DIA 120LB	
17.	113-370D	1/4 MARKER HYD HOSE GUARD	
18.	196-112D	HOSE CLAMP BRACKET	
19.	804-009C	WASHER LOCK SPRING 5/16 PLT	
20.	802-138C	HHCS 5/16-18X2 1/4 GR5	

Legend: ① = 1st revision; ② = 2nd revision; ③ = 3rd revision; ● = use up existing stock; ⊗ = not interchangeable; ⊗ ① ② = for example: revision 2 is not interchangeable w/revision 1

Dual Markers Hydraulics



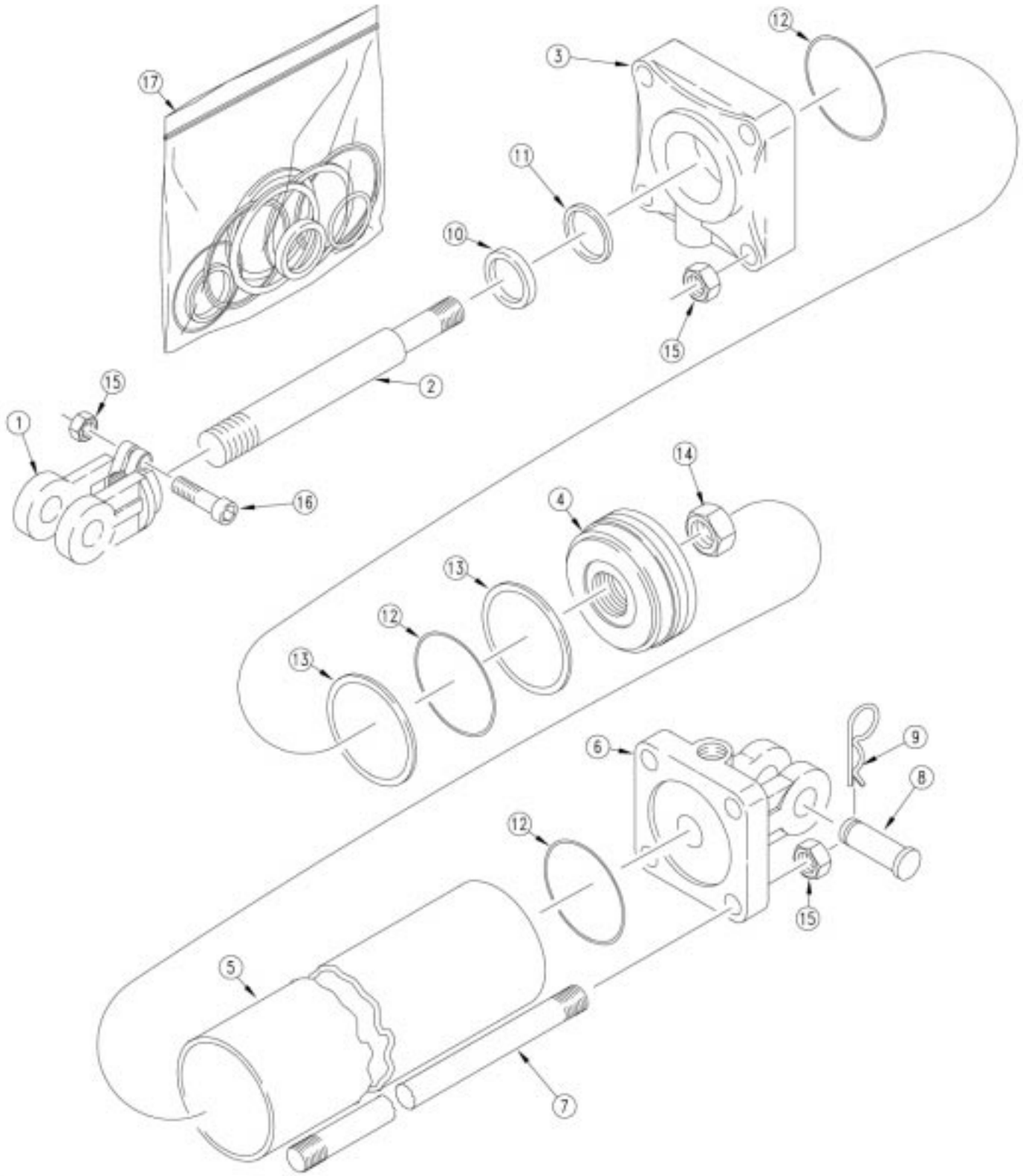
15484

Dual Markers Hydraulics

Ref.	Part No.	Part Description	Comments
1.	810-118C	CYL 2.5X20X1.12 ROD (TIE)1 PIN	Refer to page 13-9, page 13-11 & page 13-13 for breakdown.
2.	811-281C	EL 3/8FNPT 9/16MORB	
3.	811-035C	HH1/4R1 252 9/16FJIC 3/8MNPT	
4.	811-293C	HH1/4R1 272 3/8MNPT 9/16FJIC	
5.	811-580C	HH1/4R1 348 1/2MNPT 9/16FJIC	
6.	810-197C	VALVE,SEQUENCE SHOEMAKER	Refer to page 13-17 for breakdown.
7.	802-014C	HHCS 3/8-16X3/4 GR5	
8.	811-021C	AD 1/2FNPTS 3/4MORB	
9.	810-274C	DOUBLE SELECTOR VALVE 3/4FORBR	Refer to page 13-15 for breakdown.
10.	811-579C	HH3/8R1 096 1/2MNPT 9/16FJIC	
11.	811-171C	EL 3/4MORB 9/16MJIC	
12.	802-168C	HHCS 3/8-16X3 1/4 GR5	
13.	804-013C	WASHER LOCK SPRING 3/8 PLT	
14.	803-014C	NUT HEX 3/8-16 PLT	
15.	800-082C	CABLE TIE .31X21.5 6DIA 120LB	
16.	113-370D	1/4 MARKER HYD HOSE GUARD	
17.	196-112D	HOSE CLAMP BRACKET	
18.	804-009C	WASHER LOCK SPRING 5/16 PLT	
19.	802-138C	HHCS 5/16-18X2 1/4 GR5	

Legend: ● = 1st revision; ● = 2nd revision; ● = 3rd revision; ● = use up existing stock; ⊗ = not interchangeable; ⊗ ① ● = for example: revision 2 is not interchangeable w/revision 1

Midway Hydraulic Cylinder 2.5 x 20 x 1.12 (810-118C)



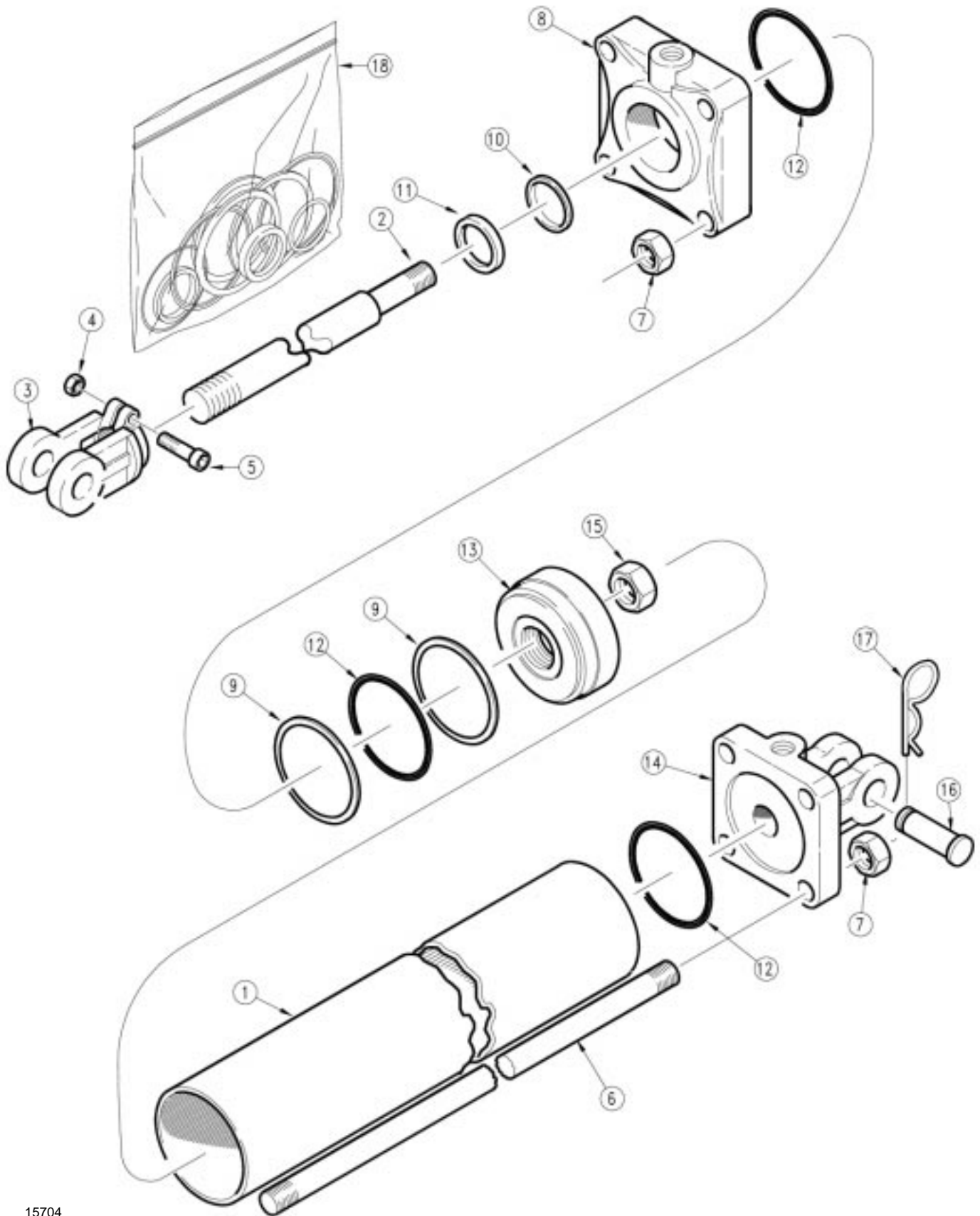
15705

Midway Hydraulic Cylinder 2.5 x 20 x 1.12 (810-118C)

Ref.	Part No.	Part Description	Comments
1.	1M6006	MW ROD CLEVIS	
2.	2M3326	MW ROD	
3.	3R0310	MW HEAD	
4.	4M3102	MW PISTON 2 1/2 CYL	
5.	5M3128	MW TUBE 2-1/2 X 20 CYLINDER	
6.	6R0158	MW BASE	
7.	7M3328	MW TIE ROD	
8.	2A0206	MW PIN SHORT	
9.	2A0132	MW PIN CLIP	
10.		MW WIPER	Only found in seal kit 17
11.		MW U-CUP	Only found in seal kit 17
12.		MW O-RING	Only found in seal kit 17
13.		MW BACKUP	Only found in seal kit 17
14.	2A0022	MW NUT, PISTON	
15.	2A0012	MW NUT CLEVIS & TIE ROD	
16.	2A0006	MW CAPSCREW	
17.	810-210C	SEAL KIT MW 2.5 CYL 3A3102	

Legend: ● = 1st revision; ● = 2nd revision; ● = 3rd revision; ● = use up existing stock; ⊗ = not interchangeable; ⊗ ① ● = for example: revision 2 is not interchangeable w/revision 1

Cross Hydraulic Cylinder 2.5 x 20 x 1.12 (810-118C)



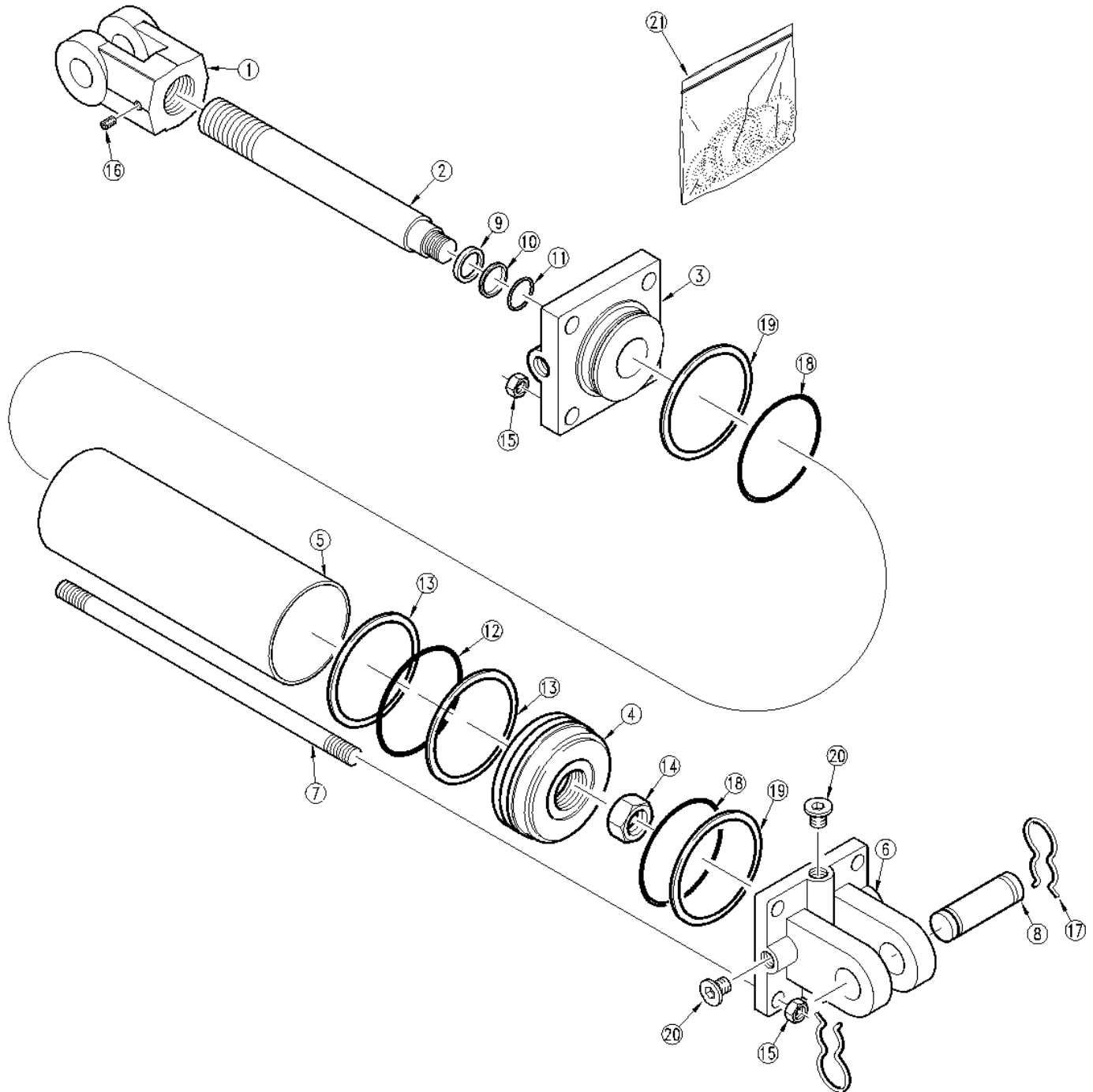
15704

Cross Hydraulic Cylinder 2.5 x 20 x 1.12 (810-118C)

Ref.	Part No.	Part Description	Comments
1.	1D0005-2250	CROSS TUBE	
2.	1D0204-2475	CROSS ROD	
3.	1D1003-4	CROSS ROD CLEVIS	
4.	2A0235-6	CROSS NUT, CLEVIS & TIE ROD	
5.	2A0079-616	CROSS SCREW, CAP	
6.	2A0578-2475	CROSS TIE ROD	
7.	2A0235-6	CROSS NUT, CLEVIS & TIE ROD	
8.	1D1155-13	CROSS HEAD	
9.		BACKUP PISTON	Only found in seal kit item 18
10.		U-CUP	Only found in seal kit item 18
11.		ROD WIPER	Only found in seal kit item 18
12.		O-RING PISTON	Only found in seal kit item 18
13.	1D1401-250	CROSS PISTON	
14.	4C2024	CROSS BASE	
15.	2A0246-12	CROSS NUT, PISTON	
16.	1D1582-16275	CROSS PIN, CLEVIS (BASE END)	
17.	2A0308-1	CROSS PIN, CLIP	
18.	810-119C	SEAL KIT 2.5 CROSS 3C4385	

Legend: ● = 1st revision; ● = 2nd revision; ● = 3rd revision; ● = use up existing stock; ⊗ = not interchangeable; ⊗ ① ● = for example: revision 2 is not interchangeable w/revision 1

Monarch Hydraulic Cylinder 2.5 x 20 x 1.12 (810-118C)



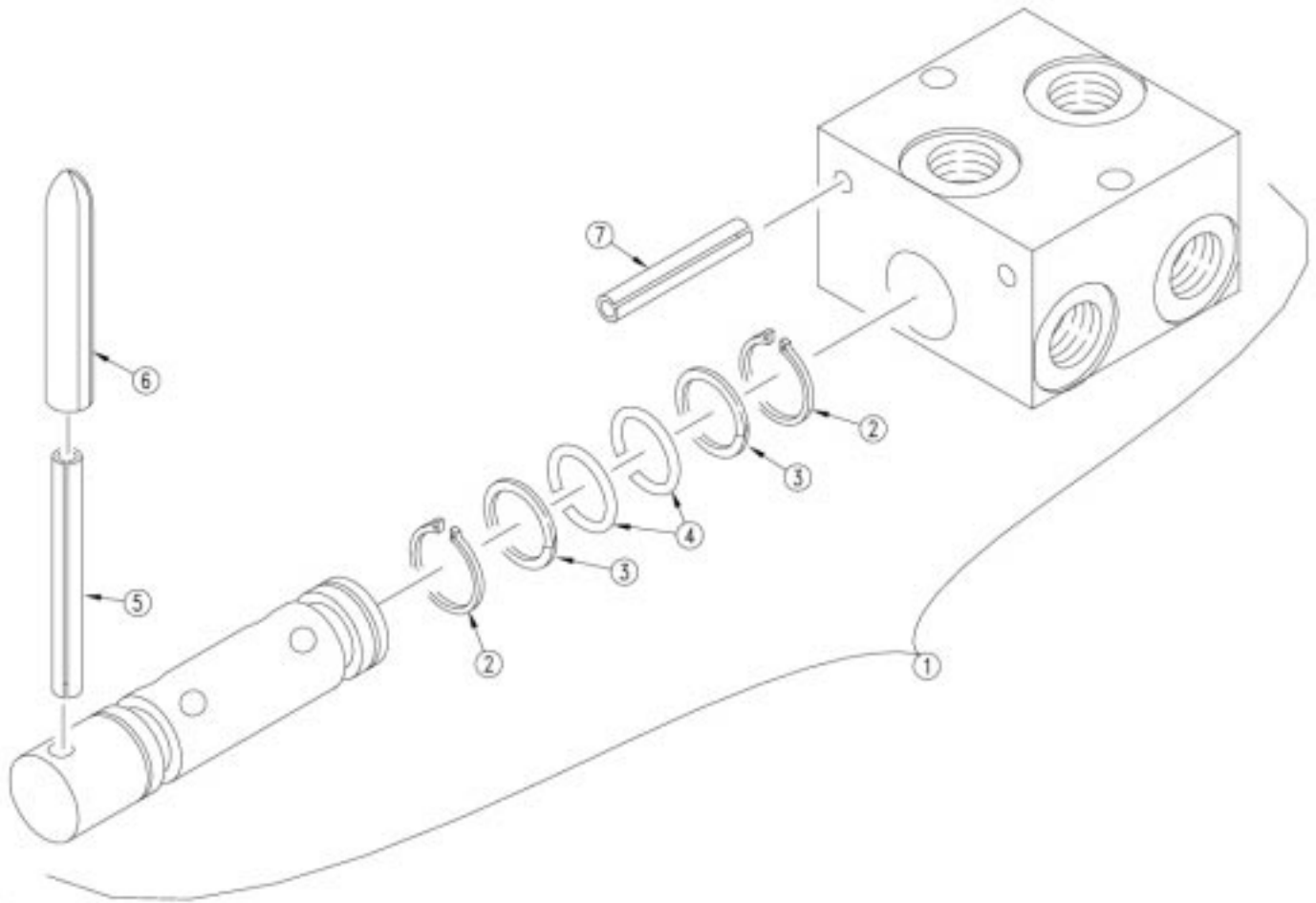
15713

Monarch Hydraulic Cylinder 2.5 x 20 x 1.12 (810-118C)

Ref.	Part No.	Part Description	Comments
1.	492650	LION ROD CLEVIS 1 1/8-12UNF	
2.	492643	LION ROD 1.25 X 20	
3.	492724	LION ROD CAP 2.5X1.25 9/16 ORB	
4.	492529	LION PISTON 2.5 DIA CST DI	
5.	491680	LION CYL. TUBE 2.5X20 H6080	
6.	492371	LION CLEVIS CAP 2.5	
7.	492230	LION TIE ROD 3/8X20 H6630 RIO	
8.	134953	LION PIN	
9.		WIPER SEAL	Only found in seal kit 21
10.		O-RING	Only found in seal kit 21
11.		BACKUP RING	Only found in seal kit 21
12.		O-RING	Only found in seal kit 21
13.		BACKUP RING	Only found in seal kit 21
14.	129090	LION NUT 3/4UNC	
15.	803-014C	NUT HEX 3/8-16 PLT	
16.	801-023C	SCREW SET SH 3/8-16X3/8 TYPE C	
17.	134952	LION PIN CLIP-CLEVIS	
18.		O-RING	Only found in seal kit 21
19.		BACKUP RING	Only found in seal kit 21
20.	186561	PLUG 9/16-18UNF MORB SOCKET HD	
21.	810-254C	SEAL KIT LN 639574 2.5BX1.25RD	

Legend: ● = 1st revision; ● = 2nd revision; ● = 3rd revision; ● = use up existing stock; ⊗ = not interchangeable; ⊗ ① ● = for example: revision 2 is not interchangeable w/revision 1

Double Selector Valve (810-274C)



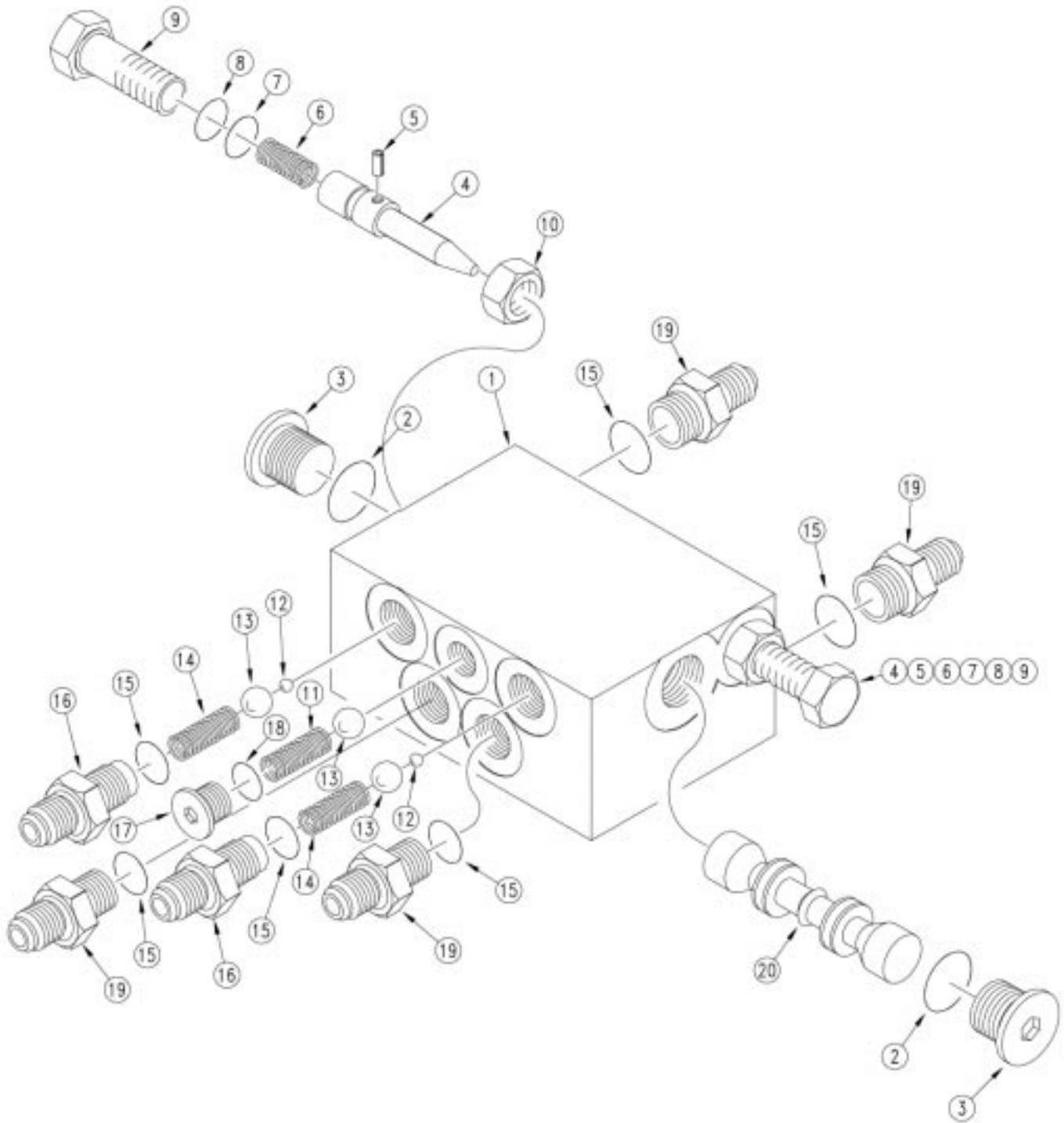
14927

Double Selector Valve (810-274C)

Ref.	Part No.	Part Description	Comments
1.	810-274C	DOUBLE SELECTOR VALVE 3/4FORB	
2.	1079	SH RETAINING RING TRU ARC	
3.	1089-210	SHOEMAKER TEFLON BACK UP	
4.	1088-210	SHOEMAKER O-RING BUNA N 70DURO	
5.	1285	SH GROOVE PIN	
6.	817-255C	BLACK VINYL GRIP	
7.	1084	SH PIN, SPRING 0.25 DIAMETER	

Legend: ① = 1st revision; ② = 2nd revision; ③ = 3rd revision; ● = use up existing stock; ⊗ = not interchangeable; ⊗ ① ② = for example: revision 2 is not interchangeable w/revision 1

Sequence Valve (810-197C)



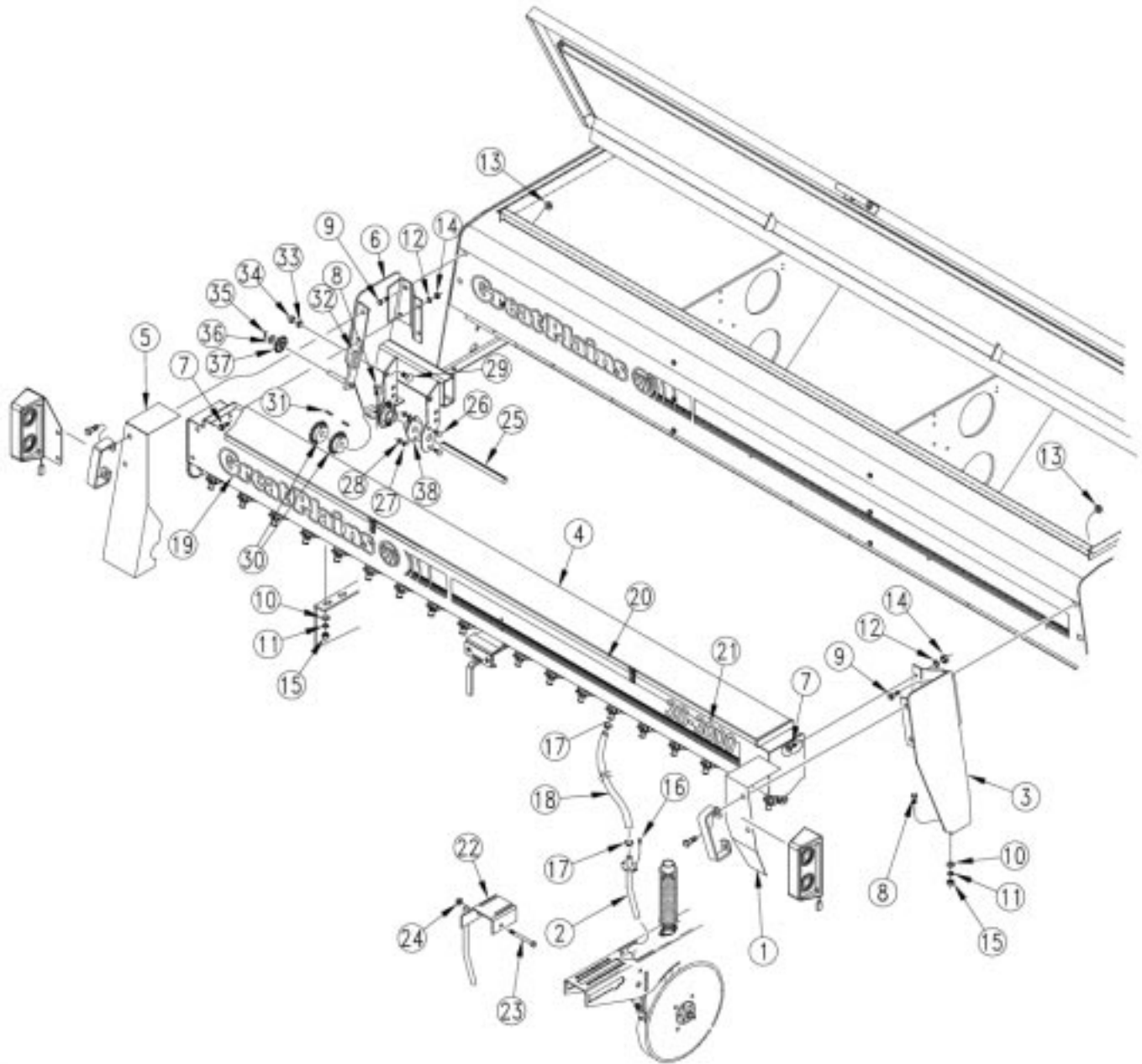
12024

Sequence Valve (810-197C)

Ref.	Part No.	Part Description	Comments
1.	3089	SHOEMAKER BODY MKR SEQ VALVE	
2.	1088-908	SHOEMAKER O-RING	
3.	1132-08	SHOEMAKER PLUG, HEX SOCKET	
4.	1179	SHOEMAKER NEEDLE, FLOW CONTROL	
5.	1217	SHOEMAKER .125 SPRING PIN	
6.	1211	SHOEMAKER SPRING COMPRESSION	
7.	1088-011	SHOEMAKER O-RING	
8.	1089-011	SHOEMAKER TEFLON BACK UP RING	
9.	1180	SHOEMAKER SCREW, FLOW CON.ADJ.	
10.	1218	SHOEMAKER HEX, JAM NUT Z PLTD.	
11.	1099	SHOEMAKER SPRING DETENT	
12.	1087-250	BALL, STEEL 1/4 DIAMETER	
13.	1087-437	SHOEMAKER 7/16 DIA STEEL BALL	
14.	1042	SPRING	
15.	1088-906	SHOEMAKER O-RING	
16.	1182	SHOEMAKER FITTING PORT ADPT.	
17.	1132-05	SHOEMAKER HEX, SKT O-RING PLUG	
18.	1088-905	SHOEMAKER O-RING	
19.	1092-6	SHMKR ST CNTR REPL BY 1092-6-6	
20.	2153	SHOEMAKER SPOOL, MKR SEQ. .055	

Legend: ● = 1st revision; ● = 2nd revision; ● = 3rd revision; ● = use up existing stock; ⊗ = not interchangeable; ⊗ ① ● = for example: revision 2 is not interchangeable w/revision 1

Small Seeds Box To Frame



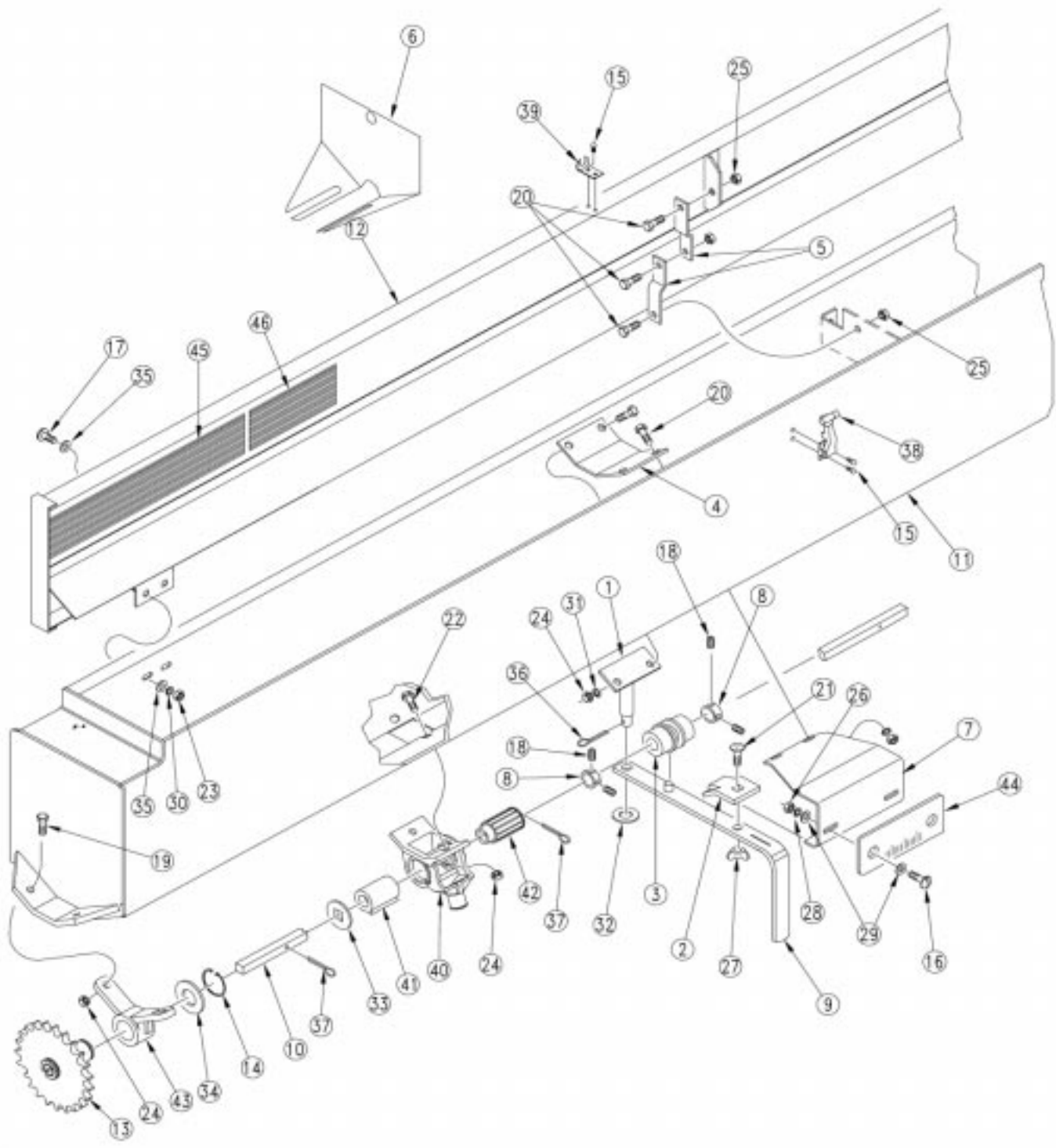
20095

Small Seeds Box To Frame

Ref.	Part No.	Part Description	Comments
1.	123-492D	HANDLE MOUNT RH CHAIN GUARD	
2.	123-939H	SMALL SEEDS TUBE WELDMENT	With out fertilizer only
3.	133-160H	SML SDS RH MOUNT WLDM	
4.	133-206K	3000 SML SDS BOX ASSY 10	
	133-207K	3000 SML SDS BOX ASSY 7.5	
	133-208K	3000 SML SDS BOX ASSY 6	
5.	148-622D	1000 SMALL SEEDS CHAIN GUARD	
6.	133-159H	SML SDS LH MOUNT WLDM W/ DRIVE	
7.	802-388C	HFS 3/8-16X1 GR5	
8.	802-258C	HHCS 1/2-13X1 GR5	
9.	802-034C	HHCS 1/2-13X1 1/4 GR5	
10.	804-016C	WASHER FLAT 1/2 SAE PLT	
11.	804-015C	WASHER LOCK SPRING 1/2 PLT	
12.	804-013C	WASHER LOCK SPRING 3/8 PLT	
13.	803-169C	NUT HEX FLG. LOCK 1/2-13 PLT.	
14.	803-014C	NUT HEX 3/8-16 PLT	
15.	803-020C	NUT HEX 1/2-13 PLT	
16.	801-002C	SCREW HEX SLT10-16X1/2P.THD CT	With out fertilizer only
17.	800-321C	HOSE CLAMP NO.12 3/4 ID	
18.	816-358C	SGS HOSE 122 RIBS	
19.	838-161C	DECAL LOGO&GP F/STRIPE 4 X 24	
20.	838-160C	DECAL 3 COLOR STRIPE 2.50 WIDE	
21.	838-204C	DECAL 3S-3000	
22.	133-128H	SGS SIDE DELIVERY TUBE	With fertilizer only
23.	802-427C	HFS 3/8-16X3 5/8 SPTH	With fertilizer only
24.	803-209C	NUT FLANGE LOCK 3/8-16 PLT	With fertilizer only
25.	122-024D	ADJUSTMENT BAR SPACER	
26.	802-282C	RHSNB 5/16-18X1 GR5	
27.	804-009C	WASHER LOCK SPRING 5/16 PLT	
28.	803-008C	NUT HEX 5/16-18 PLT	
29.	802-214C	RHSNB 1/2-13X1 1/4 GR5	
30.	808-170C	SPKT 40B17 X 3/4BORE W/KW&SS	
31.	168-127D	3/16 X 1 KEY	
32.	123-832H	SLOTTED IDLER ARM 1/2X 3 5/16	
33.	804-015C	WASHER LOCK SPRING 1/2 PLT	
34.	803-020C	NUT HEX 1/2-13 PLT	
35.	805-067C	PIN COTTER 1/8 X 3/4	
36.	804-016C	WASHER FLAT 1/2 SAE PLT	
37.	817-025C	NO. 40 12T IDLER SPKT.	
38.	822-126C	BEARING 3/4 BORE FLUSH MOUNT	

Legend: ● = 1st revision; ● = 2nd revision; ● = 3rd revision; ● = use up existing stock; ⊗ = not interchangeable; ⊗ ⊕ ● = for example: revision 2 is not interchangeable w/revision 1

Small Seeds Box Components



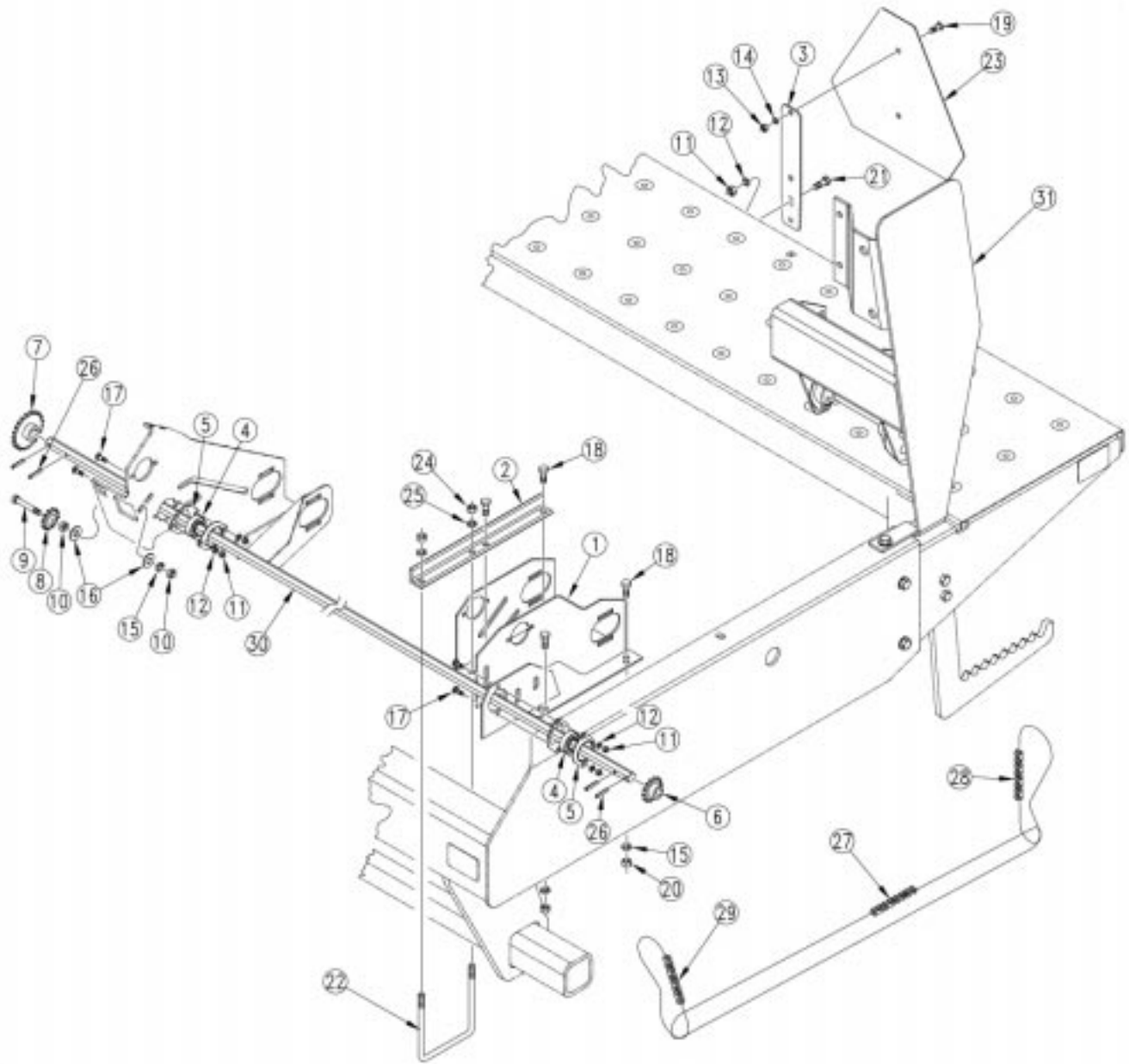
20107

Small Seeds Box Components

Ref.	Part No.	Part Description	Comments
1.	123-050H	ADJUSTMENT HANDLE PIVOT	
2.	123-113D	LOCK TAB	
3.	123-116D	SEED ADJUSTMENT SPOOL	
4.	123-118D	SEED ADJUSTMENT SUPPORT	
5.	123-356D	10' EWNT SGS LID LATCH	
6.	123-409D	RMVBL SMALL SEED BOX PARTITION	
7.	123-410D	GAUGE MOUNTING BRACKET	
8.	890-349C	3/8 SHAFT LOCKING COLLAR	
9.	123-476H	REAR SEED RATE ADJ HANDLE WLD	
10.	133-067D	3000 SML SDS CUP SHAFT 10 IN	
	148-626D	1000 SMALL SEED SHAFT-7.5	
	133-066D	3000 SML SDS CUP SHAFT 6 IN	
11.	133-215H	3000 10" SML SDS BOX WLMT	
	148-343H	1000 SS BOX WLMT 7.5	
	133-214H	3000 6" SML SDS BOX WLMT	
12.	148-326H	1000 SS BOX LID WELDMNT	
13.	123-834H	SML SDS DRIVE SPKT HUB 27T	
14.	800-028C	SNAP RING .875	
15.	800-101C	RIVET POP 1/8 .125 AD42BSLF	
16.	801-001C	SCREW RD HD 8-32 X 3/8 BRASS	
17.	801-003C	SCREW RD HD SLT 10-24X1/2 PLT	
18.	801-035C	SCREW SET 5/16-18 SKT KP X 3/8	
19.	802-004C	HHCS 1/4-20X3/4 GR5	
20.	802-078C	HHCS 1/4-20X5/8 GR5	
21.	802-092C	RHSNB 5/16-18X3/4 GR5	
22.	802-148C	HFSS 1/4-20X1/2 GR5	
23.	803-001C	NUT HEX 10-24 PLT	
24.	803-006C	NUT HEX 1/4-20 PLT	
25.	803-007C	NUT LOCK 1/4-20 PLT	
26.	803-035C	NUT HEX 8-32 BRASS	
27.	803-058C	NUT WING 5/16-18	
28.	804-002C	WASHER INTERNAL STAR #8 BRASS	
29.	804-003C	WASHER FLAT #8 BRASS	
30.	804-004C	WASHER INTERNAL STAR #10 PLT	
31.	804-006C	WASHER LOCK SPRING 1/4 PLT	
32.	804-012C	WASHER FLAT 3/8 SAE PLT	
33.	804-042C	WASHER GRASS SEEDER CUP SHAFT	
34.	804-044C	WASHER MACH 1.38 X .876 X .048	
35.	804-046C	WASHER FLAT #10 SAE PLT	
36.	805-019C	PIN COTTER 5/32 X 1 PLT	
37.	805-067C	PIN COTTER 1/8 X 3/4	
38.	816-112C	RUBBER LATCH 37-11-065-10	
39.	816-113C	LATCH KEEPER 37-15-061-17	
40.	⊕ 817-504C	SML SEED FEEDER CUP ASSY	(S/N S1499+)
	Ⓜ 817-008C	GRASS SEEDER CUP ASSEMBLY	(S/N S1498-)
41.	817-009C	GRASS SEEDER SLEEVE	
42.	817-010C	GRASS SEEDER SPROCKET	
43.	817-026C	DRIVE SPROCKET HANGER BEARING	
44.	819-041C	SEED ADJUSTMENT GUIDE	
45.	818-245C	GRASS SEEDER SEED RATE	
46.	818-207C	DECAL-GRSSDR SD RATE ADJ INST	

Legend: ⊕ = 1st revision; ⊕ = 2nd revision; ⊕ = 3rd revision; ● = use up existing stock; ⊗ = not interchangeable; ⊕ ⊕ ⊕ = for example: revision 2 is not interchangeable w/revision 1

Small Seeds Drive



20096

Small Seeds Drive

Ref.	Part No.	Part Description	Comments
1.	195-145H	FERTILIZER DRIVE WELDMENT LH	
2.	195-212D	ANGLE, FERTILIZER DRIVE MOUNT	
3.	133-070D	3000 SMV MOUNTING BLADE	
4.	822-119C	BRG.7/8HEX BR 52MM SPHRICAL OD	
5.	822-032C	FLANGETTE 52 MST	
6.	808-259C	SPKT 40B14 X 7/8 HEX BORE	
7.	808-256C	SPKT 40B23 X 7/8 HEX BORE	
8.	817-025C	NO. 40 12T IDLER SPKT.	
9.	802-041C	HHCS 1/2-13X3 1/2 GR5	
10.	803-036C	NUT HEX JAM 1/2-13 PLT	
11.	803-008C	NUT HEX 5/16-18 PLT	
12.	804-009C	WASHER LOCK SPRING 5/16 PLT	
13.	803-006C	NUT HEX 1/4-20 PLT	
14.	804-006C	WASHER LOCK SPRING 1/4 PLT	
15.	804-015C	WASHER LOCK SPRING 1/2 PLT	
16.	804-017C	WASHER FLAT 1/2 USS PLT	
17.	802-282C	RHSNB 5/16-18X1 GR5	
18.	802-034C	HHCS 1/2-13X1 1/4 GR5	
19.	802-004C	HHCS 1/4-20X3/4 GR5	
20.	803-020C	NUT HEX 1/2-13 PLT	
21.	802-007C	HHCS 5/16-18X3/4 GR5	
22.	806-060C	U-BOLT 1/2-13 X 6 1/32 X 7 1/4	
23.	818-055C	DECAL SLOW MOVING-GALV. BACKED	
24.	803-019C	NUT LOCK 1/2-13 PLT	
25.	804-016C	WASHER FLAT 1/2 SAE PLT	
26.	805-180C	PIN ROLL 1/4 X 1 1/2 LG PLT	
27.	136-183D	CHAIN RL #40 203 PITCHES	
28.	136-104D	CHAIN RL #40 62 PITCHES	
29.	136-064D	CHAIN RL #40 51 PITCHES	
30.	195-211D	HEX SHAFT 7/8, AUXILIARY POWER	
31.	133-162K	2600 SMLS DS LH MOUNT&DRIVE ASY	Breakdown on page 14-1

Legend: ● = 1st revision; ● = 2nd revision; ● = 3rd revision; ● = use up existing stock; ⊗ = not interchangeable; ⊗ ⊕ ● = for example: revision 2 is not interchangeable w/revision 1